



DESIGN AND CONSTRUCTION GROUP
THE GOVERNOR NELSON A. ROCKEFELLER
EMPIRE STATE PLAZA
ALBANY, NY 12242

ADDENDUM NO. 1 TO PROJECT NO. 45192

**ELEVATOR WORK, CONSTRUCTION WORK, HVAC WORK, PLUMBING WORK AND
ELECTRICAL WORK
REHABILITATE ELEVATOR, BUILDING NO. 82
GROVELAND CORRECTIONAL FACILITY
7000 SONYEA RD, RT. 36
SONYEA, NY**

December 12, 2016

NOTE: This Addendum forms a part of the Contract Documents. Insert it in the Project Manual. Acknowledge receipt of this Addendum in the space provided on the Bid Form.

SPECIFICATIONS

1. Plumbing Work Project Manual, Section 221429, Part 1.02: Delete "Earthwork Specification Section 310000," & "Cast-In-Place Concrete Specification Section 03300," & "Wiring for Motors and Motor Controllers Specification Section 260523," & "Motors and Motor Controllers Specification Section 260221."

DRAWINGS

2. Addendum Drawing: Drawing No. AA-01, Noted "Addendum Drawing" and dated 12.12.2016, accompanies this Addendum and forms part of the Contract Documents.

CONSTRUCTION WORK DRAWINGS

3. Drawing No. A-102, noted "REVISED DRAWING" is attached to this Addendum and supersedes the drawing bound in the Drawing Set.
4. Drawing No. A-301, noted "REVISED DRAWING" is attached to this Addendum and supersedes the drawing bound in the Drawing Set.
5. Drawing No. A-401, noted "REVISED DRAWING" is attached to this Addendum and supersedes the drawing bound in the Drawing Set.
6. Drawing No. A-501, noted "REVISED DRAWING" is attached to this Addendum and supersedes the drawing bound in the Drawing Set.
7. Drawing No. A-601, noted "REVISED DRAWING" is attached to this Addendum and supersedes the drawing bound in the Drawing Set.

8. Drawing No. C-001:
 - A. Add General Note No. 27, "SAW CUT EDGES OF ALL PAVEMENT REQUIRED TO BE REMOVED TO PROVIDE WORK OF THIS CONTRACT."
 - B. Add Erosion Control Note No.10, "PROVIDE SILT FENCE PRIOR TO DISTURBANCE OF EXISTING SOIL SURFACE."
9. Drawing No. C-101: Delete Details Key Note No. 5 and replace with, "REMOVE CONCRETE SIDEWALK AND PROVIDE CONCRETE RAMP AND HANDRAIL."

PLUMBING WORK DRAWINGS

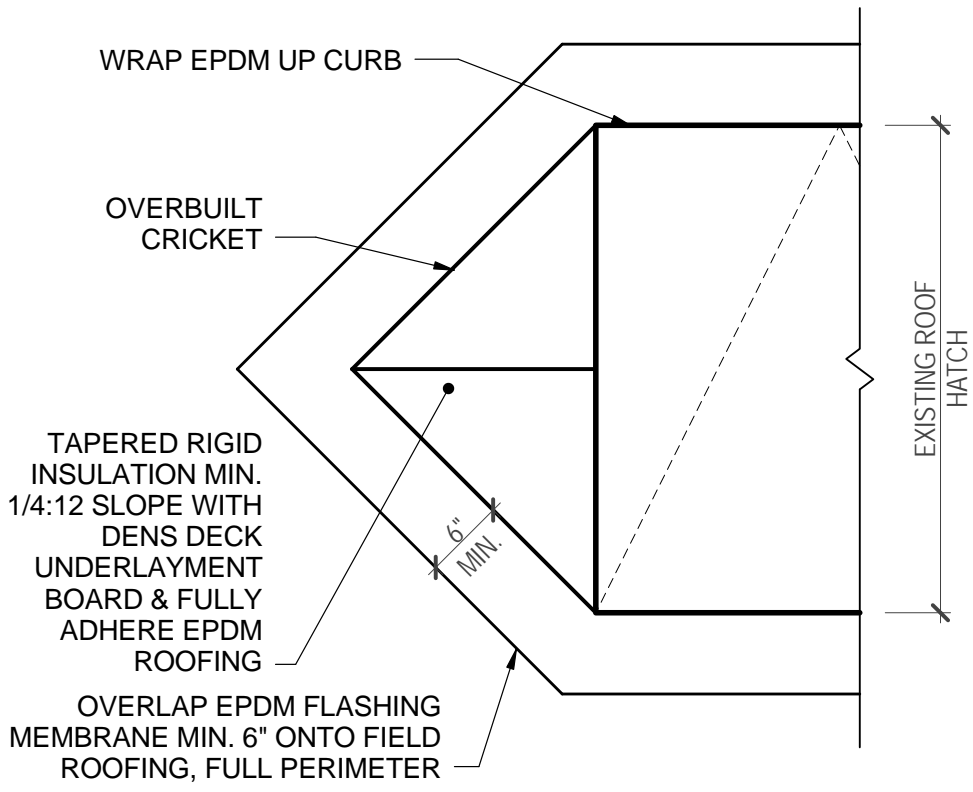
10. Drawing No. P-001, noted "REVISED DRAWING" is attached to this Addendum and supersedes the drawing bound in the Drawing Set.
11. Drawing No. P-101:
 - A. Delete General Note No.3 and replace with, "PLUMBING CONTRACTOR TO CABLE WITH CUTTER TOOL, REMOVE CONTENTS FROM PIPE AND JET FLUSH SEWER TO EXTERIOR MANHOLE PRIOR TO INSTALLATION OF NEW DRAIN."
 - B. Delete Keyed Removal Note No. 2 and replace with, "REMOVE EXISTING 2" DISCHARGE PIPING LOCATED NEAR CEILING AFTER DEWATERING OF ELEVATOR PIT HAS BEEN COMPLETED."
 - C. Delete Keyed Removal Note No. 6 and replace with, "DISCONNECT EXISTING 1" CONDENSATE PIPING LOCATED NEAR CEILING & CAP AT SANITARY MAIN."
 - D. Delete Keyed Removal Note No. 8 and replace with, "SAWCUT FLOOR AND REMOVE EXISTING 4" FLOOR DRAIN AND TRAP."
12. Drawing No. F-001: Delete General Note No.16 and replace with, "MAKE SUCH CHANGES IN THE LOCATION OF PIPING AND EQUIPMENT AS NECESSARY TO ACCOMMODATE THE REQUIRED WORK."
13. Drawing No. F-501: Add Note No. 1, "PROVIDE 200 DEGREE FAHRENHEIT QUICK RESPONSE SPRINKLER BELOW CEILING IN ELEVATOR MACHINE ROOM."

ELEVATOR WORK DRAWINGS

14. Drawing No. U-201: Add Keyed Note No. 29, "PROVIDE HOISTWAY DOOR AT FIRST FLOOR IN ELEVATOR CORRIDOR."

END OF ADDENDUM

Margaret F. Larkin
Executive Director
Design and Construction



CRICKET DETAIL

1" = 1'-0"



WATTS
 ARCHITECTURE &
 ENGINEERING
 95 Perry Street, Suite 300
 Buffalo, New York 14203
 p: 716.836.1540 f: 716.836.2402

SHEET TITLE: ADDENDUM NO. 1
 ROOF CRICKET DETAIL


PROJECT: REHABILITATE ELEVATOR
 GROVELAND CORRECTIONAL FACILITY
 BUILDING NO. 82

CONTRACT:	CONSTRUCTION
PROJ. NO:	45192
DATE:	12.12.2016
DRAWN:	PDD
APPROVED:	MTC

WARNING: THE ALTERATION OF THIS MATERIAL IN ANY WAY, UNLESS DONE UNDER THE DIRECTION OF A COMPARABLE PROFESSIONAL, I.E. ARCHITECT FOR AN ARCHITECT, ENGINEER FOR AN ENGINEER OR LANDSCAPE ARCHITECT FOR A LANDSCAPE ARCHITECT, IS A VIOLATION OF THE NEW YORK STATE EDUCATION LAW AND/OR REGULATIONS AND IS A CLASS 'A' MISDEMEANOR.

DWG NO:
 AA-01

WARNING:
THE ALTERATION OF THIS MATERIAL IN ANY WAY, UNLESS DONE UNDER THE DIRECTION OF A COMPARABLE PROFESSIONAL, I.E. ARCHITECT FOR AN ARCHITECT, ENGINEER FOR AN ENGINEER OR LANDSCAPE ARCHITECT FOR A LANDSCAPE ARCHITECT, IS A VIOLATION OF THE NEW YORK STATE EDUCATION LAW AND/OR REGULATIONS AND IS A CLASS 'A' MISDEMEANOR.



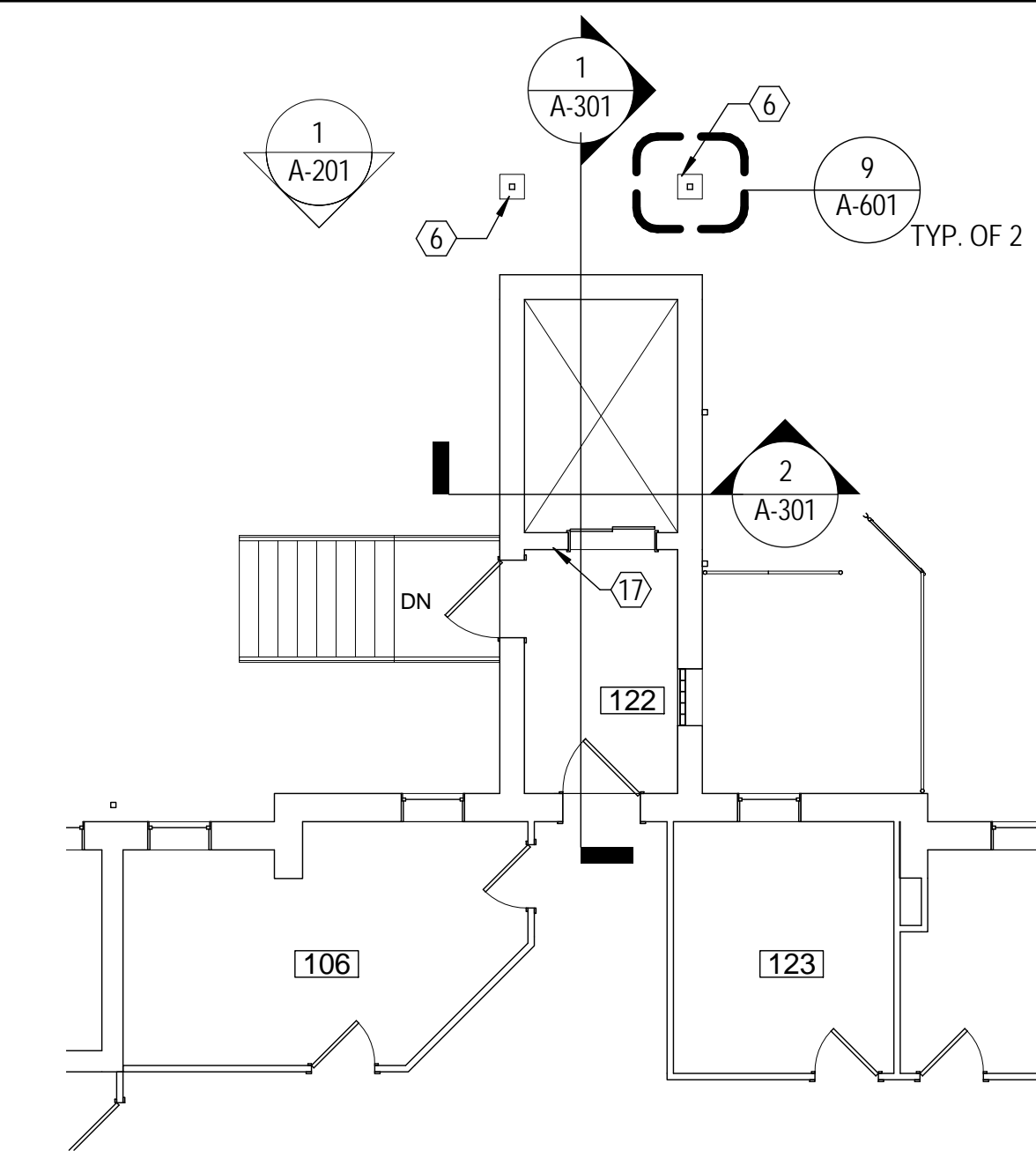
CONTRACT: **CONSTRUCTION**

TITLE: **REHABILITATE ELEVATOR BUILDING NO. 82**

LOCATION: **GROVELAND CORRECTIONAL FACILITY
7000 SONYEA ROAD, ROUTE 36
SONYEA, NY 14556-0050**

CLIENT: **DEPARTMENT OF CORRECTIONS AND COMMUNITY SUPERVISION**

MARK	DATE	DESCRIPTION
	DECEMBER 12, 2016	ADDENDUM NO. 1
	OCTOBER 14, 2016	BID DOCUMENT
PROJECT NUMBER: 45192 - C		
DESIGNED BY:		MTC
DRAWN BY:		PDD
FIELD CHECK:		MTC/PDD
APPROVED:		RAS
SHEET TITLE: REVISED DRAWING CONSTRUCTION FLOOR PLANS		
DRAWING NUMBER: A-102		
SHEET 13 OF 33		



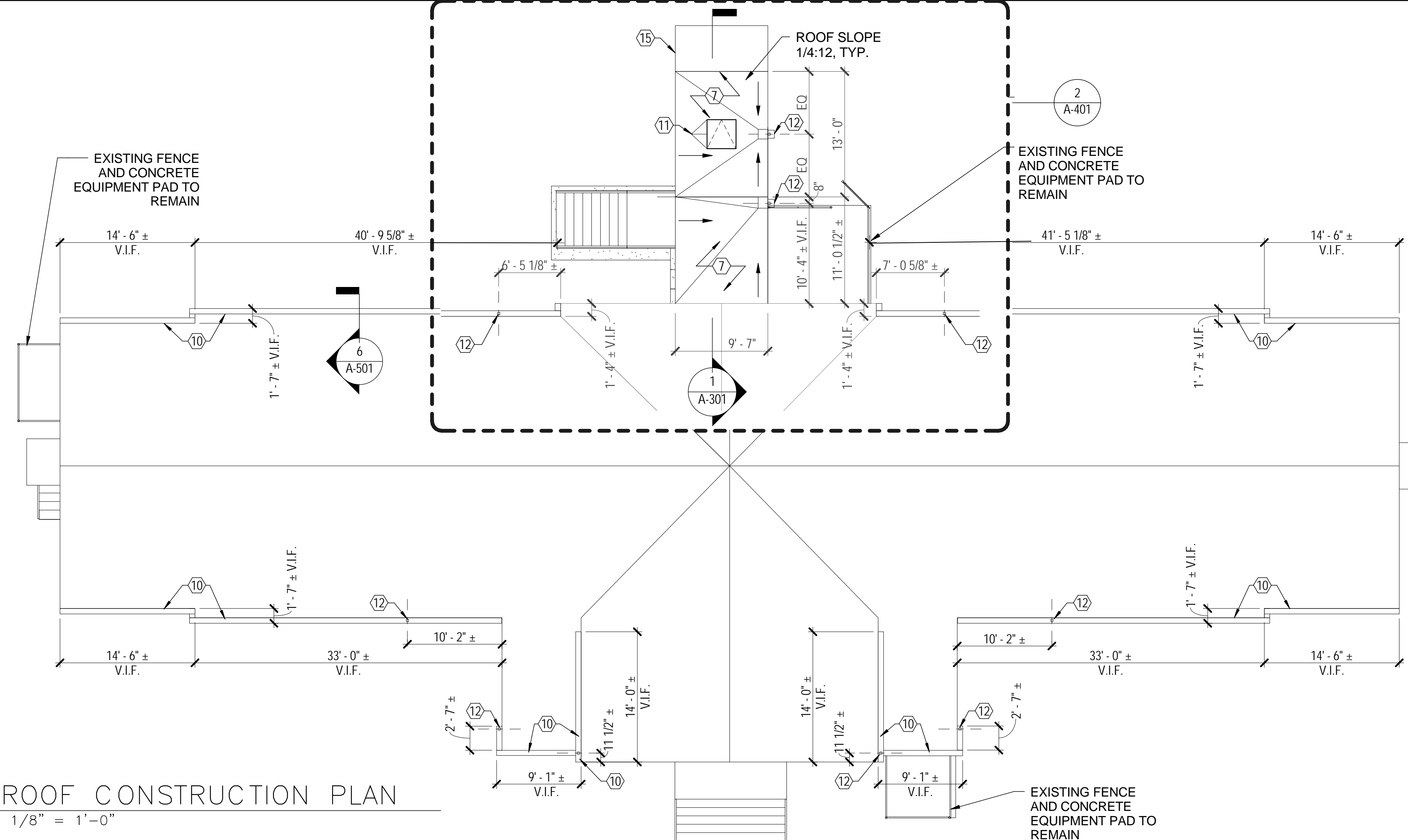
2 FIRST FLOOR CONSTRUCTION PLAN
1/8" = 1'-0"

GENERAL NOTES :

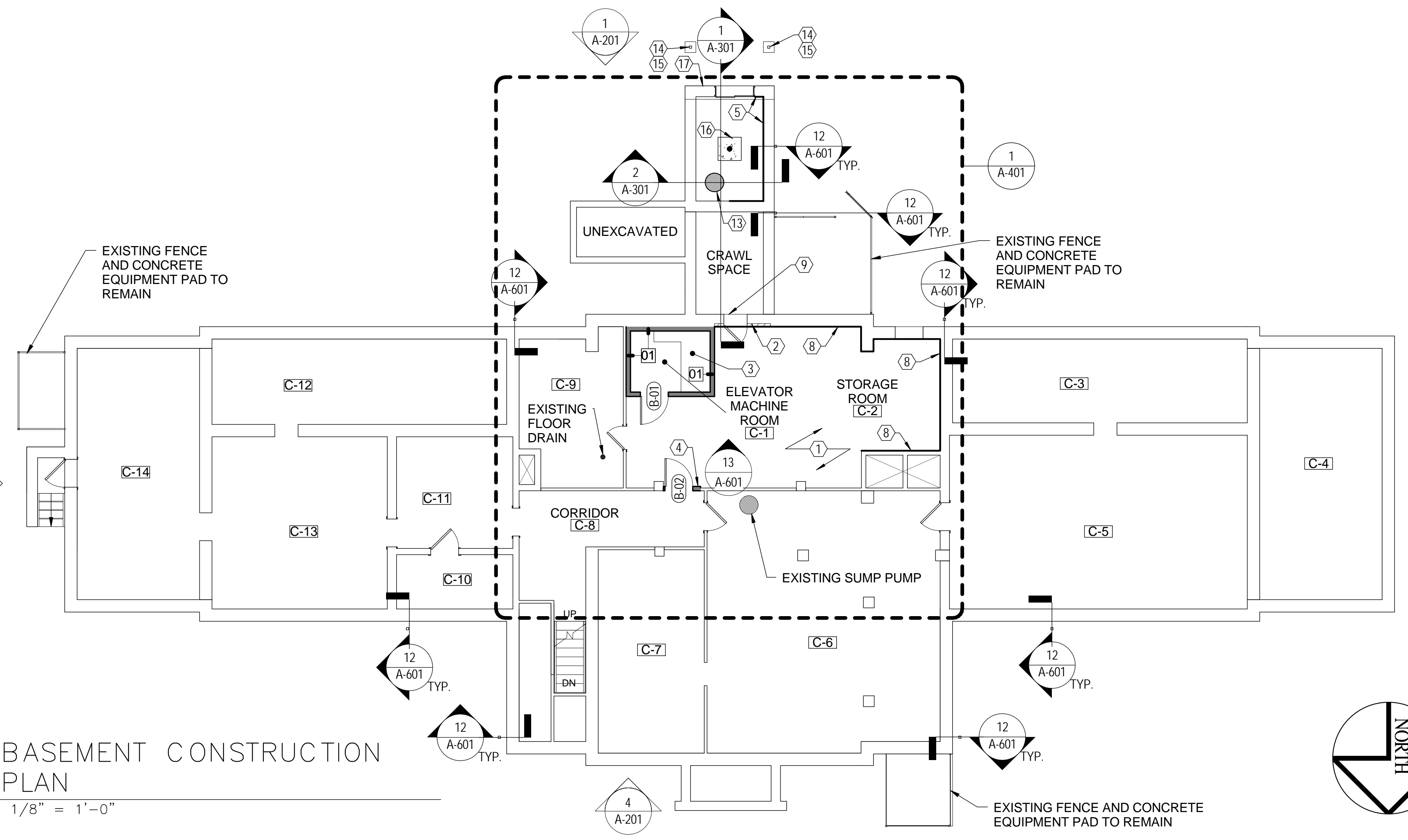
- ANY ETR WALLS DAMAGED BY REMOVALS UNDER PREVIOUS CONTRACT SHALL BE REPAIRED TO MATCH MATERIALS AND ADJACENT FINISHES.
- EQUIPMENT IS N.I.C. AND IS SHOWN FOR REFERENCE ONLY - REFER TO HVAC CONTRACT 45192-H, PLUMBING CONTRACT 45192-P, ELEVATOR CONTRACT 45192-U AND ELECTRICAL CONTRACT 45192-E.
- REFER TO 4/A-401 FOR PARTITION TYPES.
- REMOVE ALL PIPES OR DUCTS NOT USED IN CONNECTION WITH ELEVATOR EQUIPMENT FROM THE MACHINE ROOM ENCLOSURE.

KEYED CONSTRUCTION NOTES: #

- PATCH, PRIME AND PAINT CEILING FULL EXTENT. QUANTITY 521 SQ FT.
- APPLY PLASTER TO FOUNDATION WALL FLUSH WITH EXISTING ADJACENT FINISH PRIME AND PAINT
- 6" HIGH HOUSEKEEPING PAD. EQUIPMENT SIZE MAY VARY - COORDINATE WITH ELEVATOR CONTRACT 45192-U.
- 6" CMU WALL INFILL TO EXTENT SHOWN.
- CLEAN EFFLORESCENCE AT FACE OF MASONRY WALL AND REPAIR MORTAR FULL HEIGHT AT INTERIOR OF SHAFT. REMOVAL QUANTITY 490 SQ FT.
- COORDINATE EXISTING COLUMN AND FOOTER WITH CONCRETE APPROACH PAVEMENT PER CIVIL DRAWING C-101.
- PROVIDE EPDM ROOFING SYSTEM. REFER TO A-501 FOR DETAILS.
- PATCH, PRIME AND PAINT TOP LAYER OF PLASTER. QUANTITY PATCH 269 SQ FT. QUANTITY PRIME AND PAINT 466 SQ FT.
- PROVIDE 30" X 30" ACCESS DOOR
- PROVIDE GUTTER WITH STAINLESS STEEL SCREEN COVER. REFER TO DETAILS.
- PROVIDE BUILT-UP DEFLECTING CRICKET AT EXISTING HATCH. REFER TO DRAWING AA-01.
- PROVIDE 4"x3" ROOF LEADER WITH CLIMB GUARD. COORDINATE LOCATIONS WITH STORM SEWER PIPING - REFER TO ELEVATIONS & CIVIL DRAWING C-102 AND DETAILS 8/A-501 & 12/A-601.
- EXCAVATE 24" DIAMETER BY 24" DEEP SUMP PIT INTO EXISTING 6" REINFORCED CONCRETE FLOOR SLAB. PROVIDE 18" X 22" POLYETHYLENE BASIN & COVER. FIT FLUSH TO FLOOR AND GROUT INTO PLACE.
- PROVIDE TOPPING SLAB ABOVE EXISTING COLUMN FOOTING PER DETAIL 9 ON SHEET A-601. TROWEL FLUSH WITH CONCRETE SLAB ELEVATION.
- SANDBLAST, PRIME AND PAINT EXISTING STEEL CANOPY SUPPORT BEAMS, COLUMNS, CHANNELS AND UNDERSIDE OF METAL ROOF PANELS.
- INFILL ELEVATOR PIT CONCRETE FLOOR SLAB AND CAST IN PLACE ELEVATOR PISTON. COORDINATE ELEVATOR PISTON LOCATION WITH ELEVATOR CONTRACT 45192-U.
- TOOTH-IN MASONRY AT AREAS OF REMOVED ELEVATOR CALL FIXTURES. FINISH MASONRY TO MATCH EXISTING ADJACENT MASONRY FINISH. COORDINATE WITH ELEVATOR CONTRACT (45192-U). TYPICAL OF TWO (2) INFILL AT EACH OF THREE (3) FLOORS - FIRST FLOOR, SECOND FLOOR, AND GRADE. PAINT FULL EXTENT OF SOUTH CORRIDOR WALL TO MATCH EAST AND WEST WALL FINISH - TYPICAL OF FIRST AND SECOND FLOORS.



1 ROOF CONSTRUCTION PLAN
1/8" = 1'-0"



3 BASEMENT CONSTRUCTION PLAN
1/8" = 1'-0"



WARNING:
THE ALTERATION OF THIS MATERIAL IN ANY WAY, UNLESS DONE UNDER THE DIRECTION OF A COMPARABLE PROFESSIONAL, I.E. ARCHITECT FOR AN ARCHITECT, ENGINEER FOR AN ENGINEER OR LANDSCAPE ARCHITECT FOR A LANDSCAPE ARCHITECT, IS A VIOLATION OF THE NEW YORK STATE EDUCATION LAW AND/OR REGULATIONS AND IS A CLASS 'A' MISDEMEANOR.

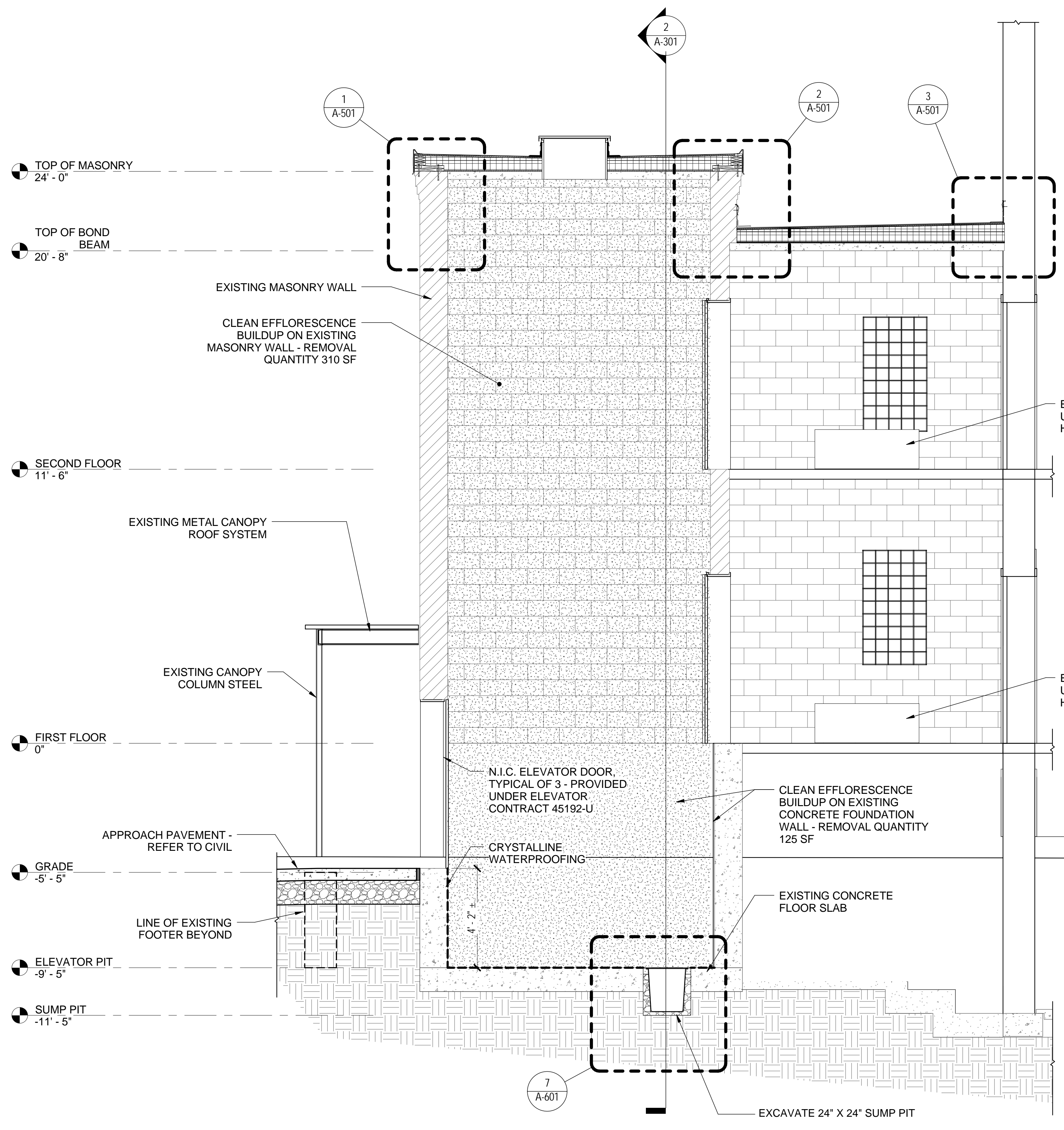


CONSTRUCTION
 TITLE: REHABILITATE ELEVATOR BUILDING NO. 82
 LOCATION: GROVELAND CORRECTIONAL FACILITY 7000 SONYEA ROAD, ROUTE 36 SONYEA, NY 14556-0050
 CLIENT: DEPARTMENT OF CORRECTIONS AND COMMUNITY SUPERVISION

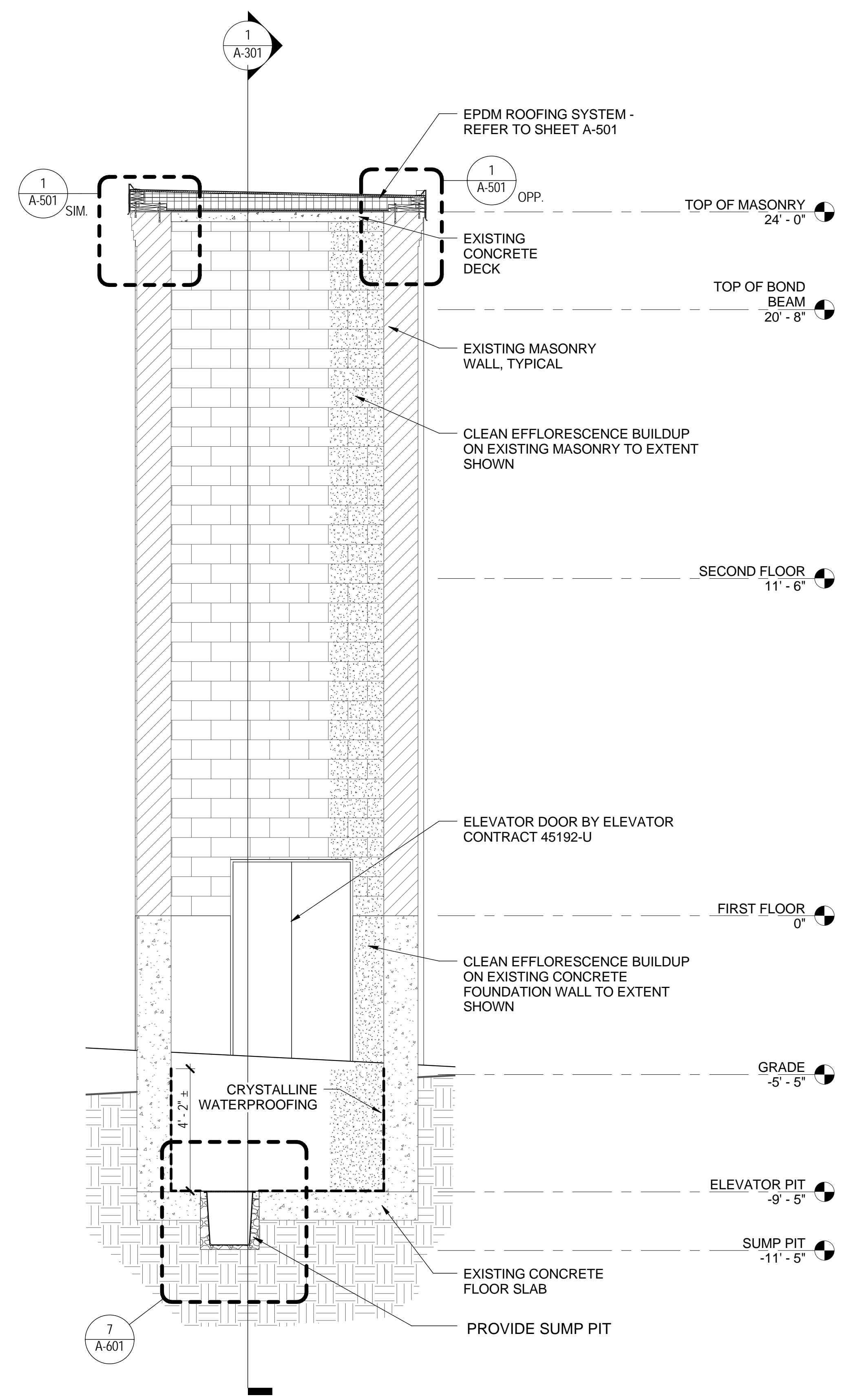
MARK	DATE	DESCRIPTION
	DECEMBER 12, 2016	ADDENDUM NO. 1
	OCTOBER 14, 2016	BID DOCUMENT
PROJECT NUMBER:	45192 - C	
DESIGNED BY:	MTC	
DRAWN BY:	PDD	
FIELD CHECK:	MTC/PDD	
APPROVED:	RAS	

**BUILDING SECTIONS
REVISED DRAWING**

DRAWING NUMBER: A-301
SHEET 15 OF 33



1 ELEVATOR BUILDING LONGITUDINAL SECTION
A-301 3/8" = 1'-0"



2 ELEVATOR SHAFT CROSS SECTION
A-301 3/8" = 1'-0"

WARNING:
THE ALTERATION OF THIS MATERIAL IN ANY WAY, UNLESS DONE UNDER THE DIRECTION OF A COMPARABLE PROFESSIONAL, I.E. ARCHITECT FOR AN ARCHITECT, ENGINEER FOR AN ENGINEER OR LANDSCAPE ARCHITECT FOR A LANDSCAPE ARCHITECT, IS A VIOLATION OF THE NEW YORK STATE EDUCATION LAW AND/OR REGULATIONS AND IS A CLASS 'A' MISDEMEANOR.

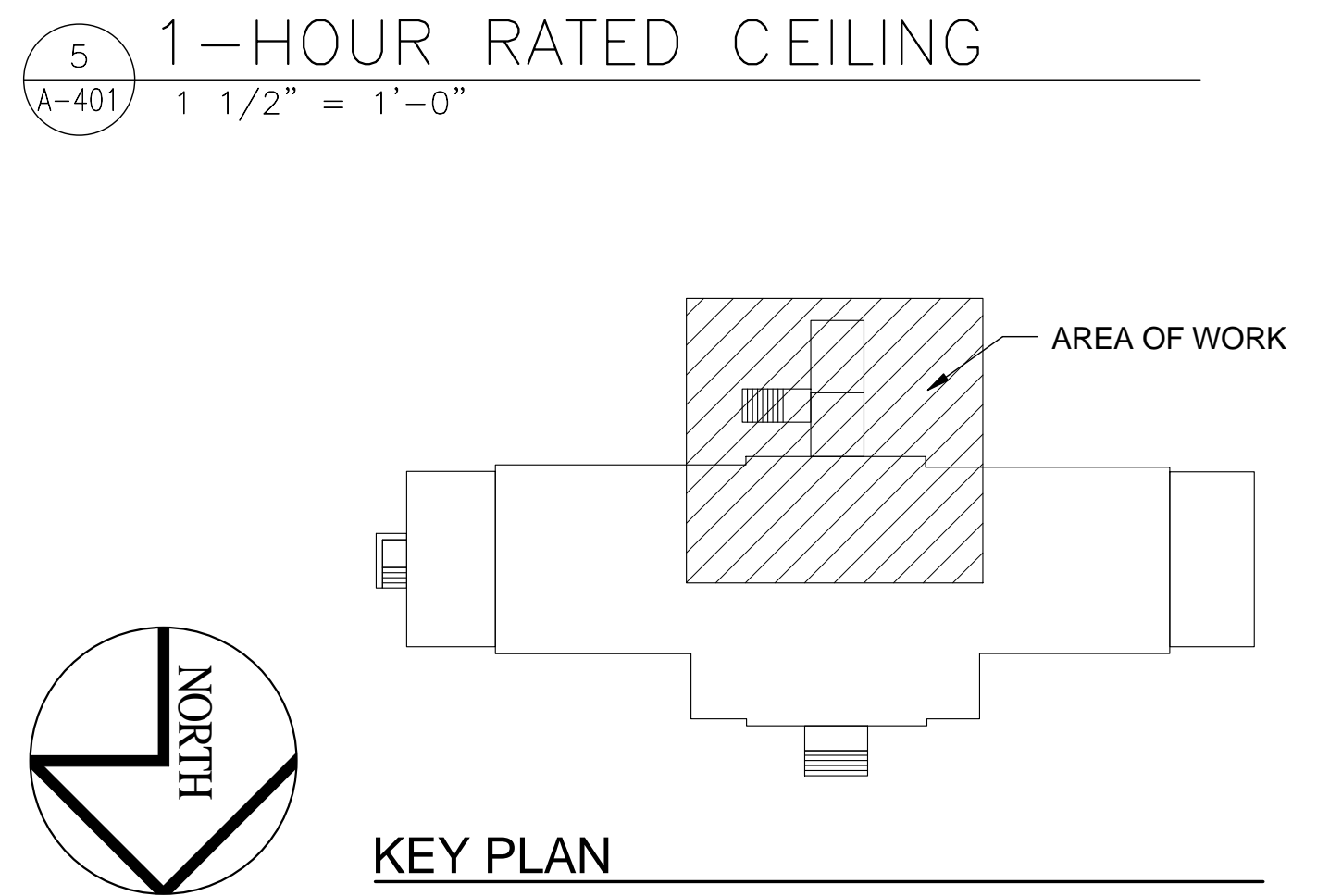
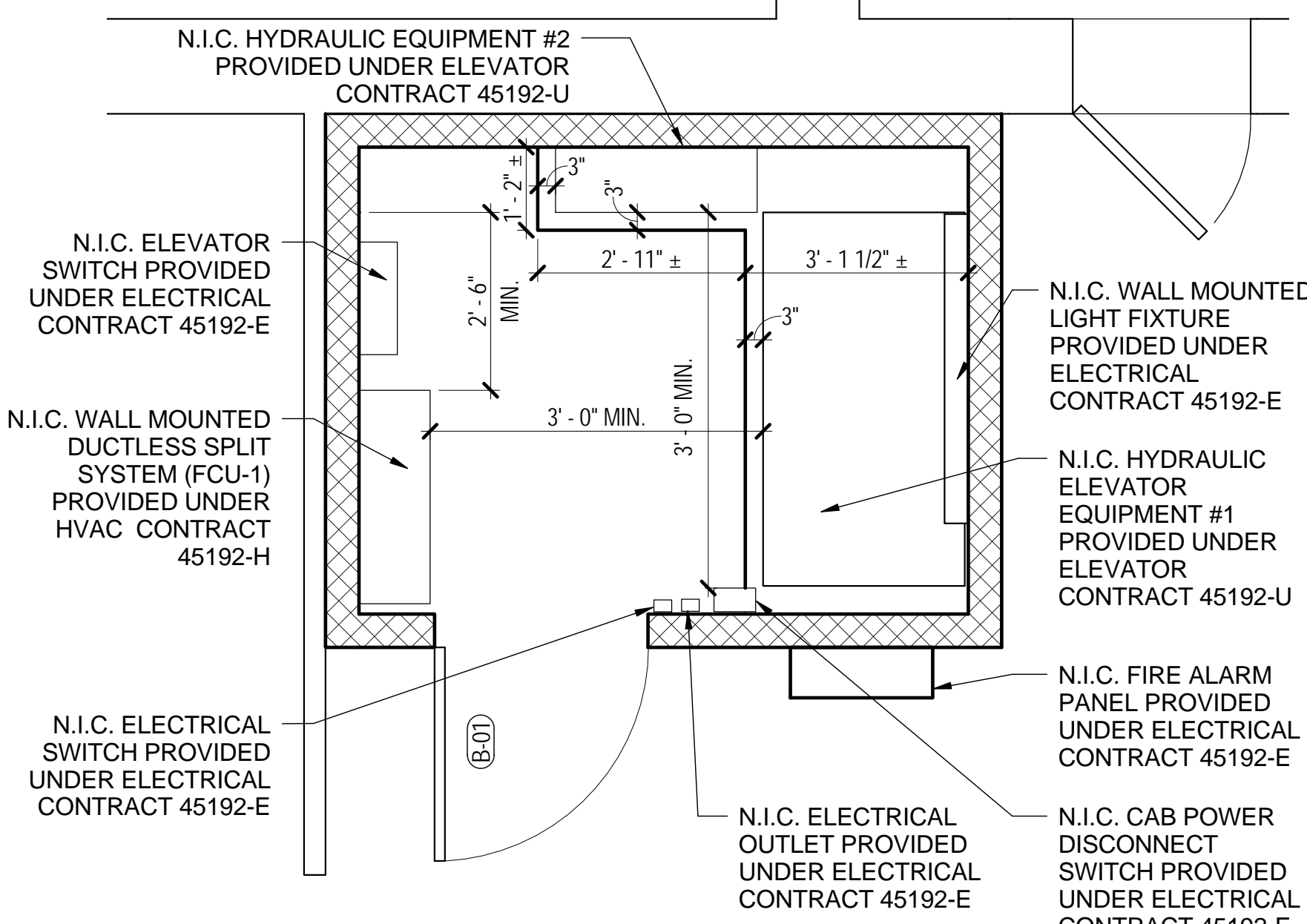
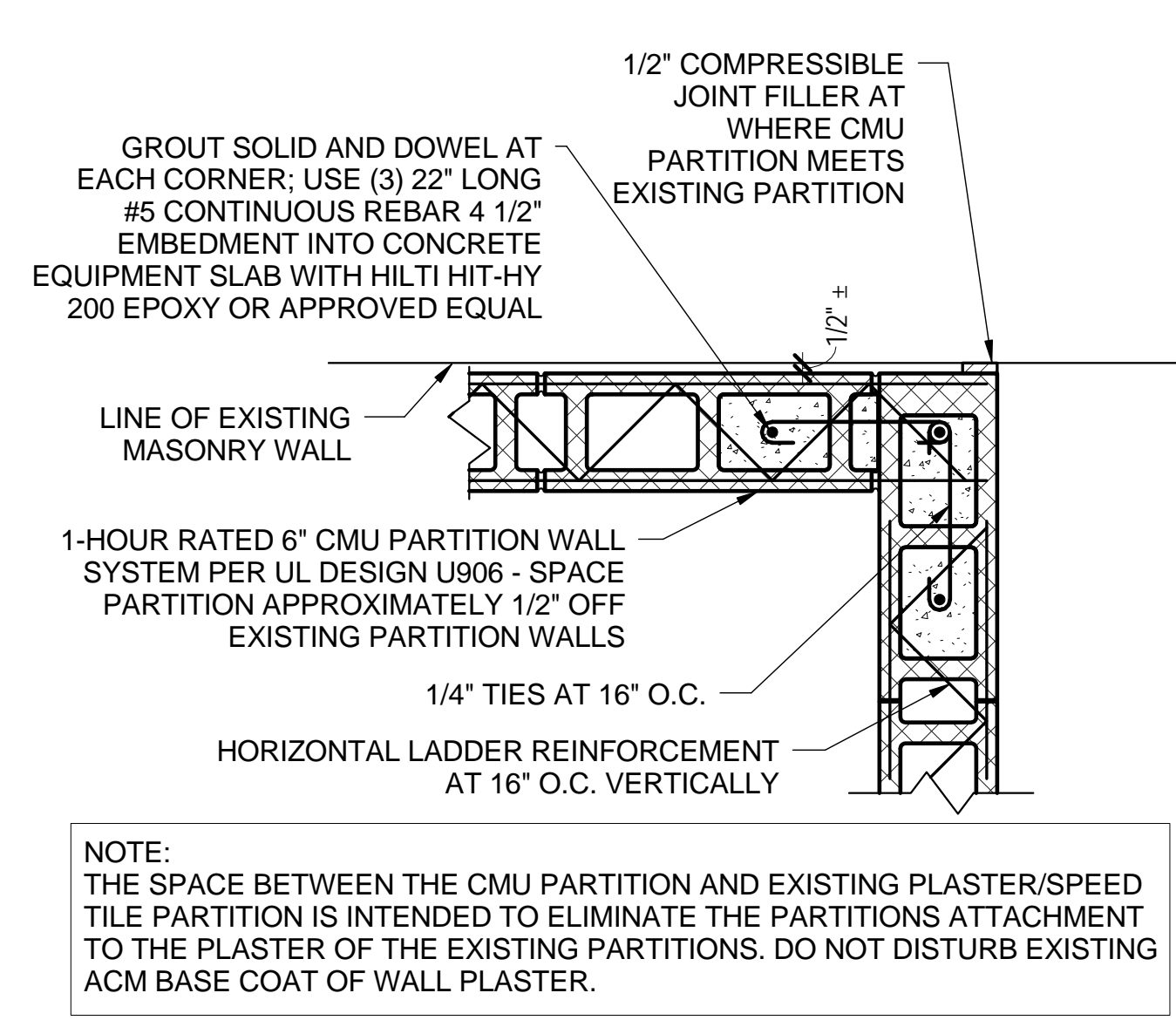
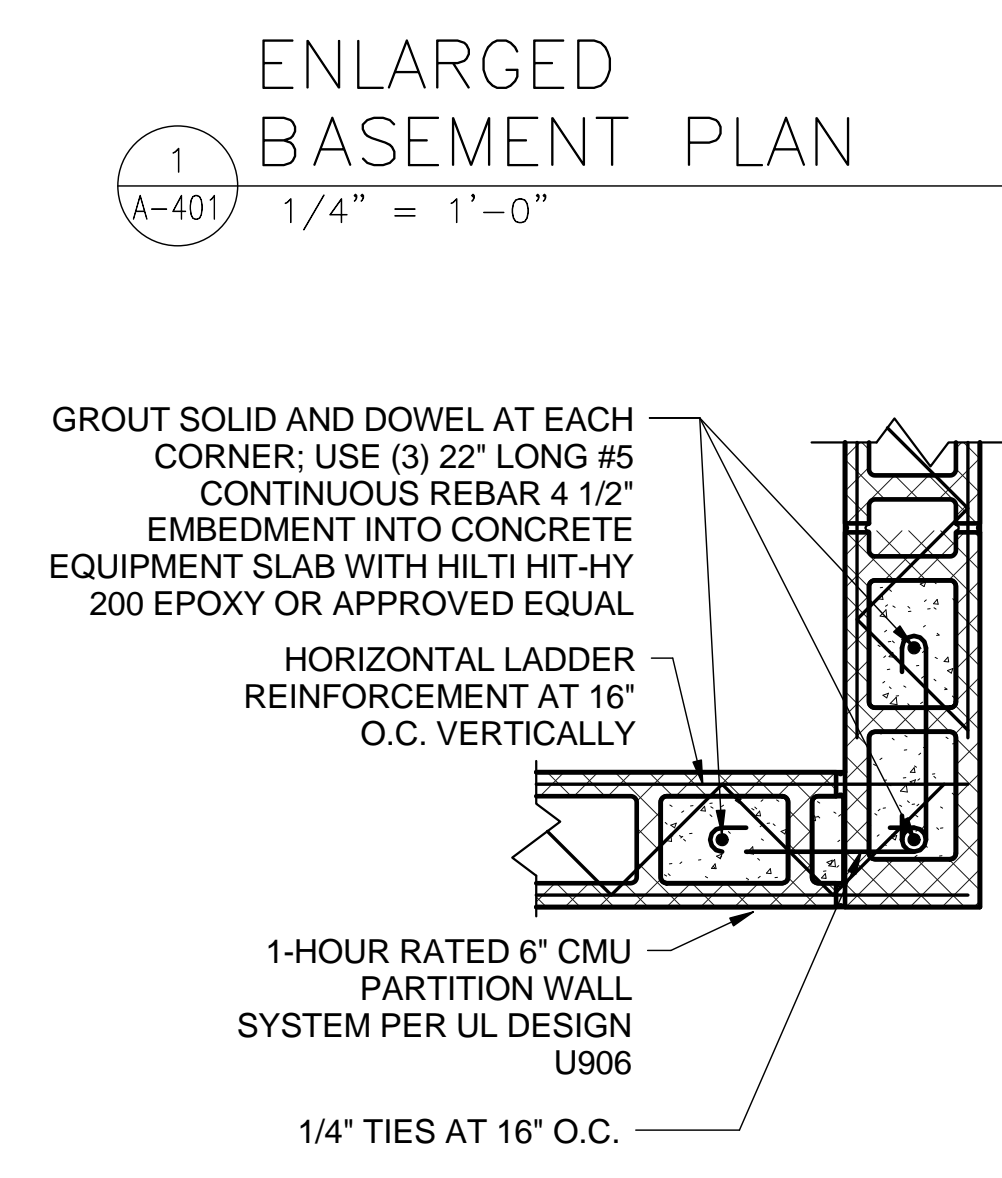
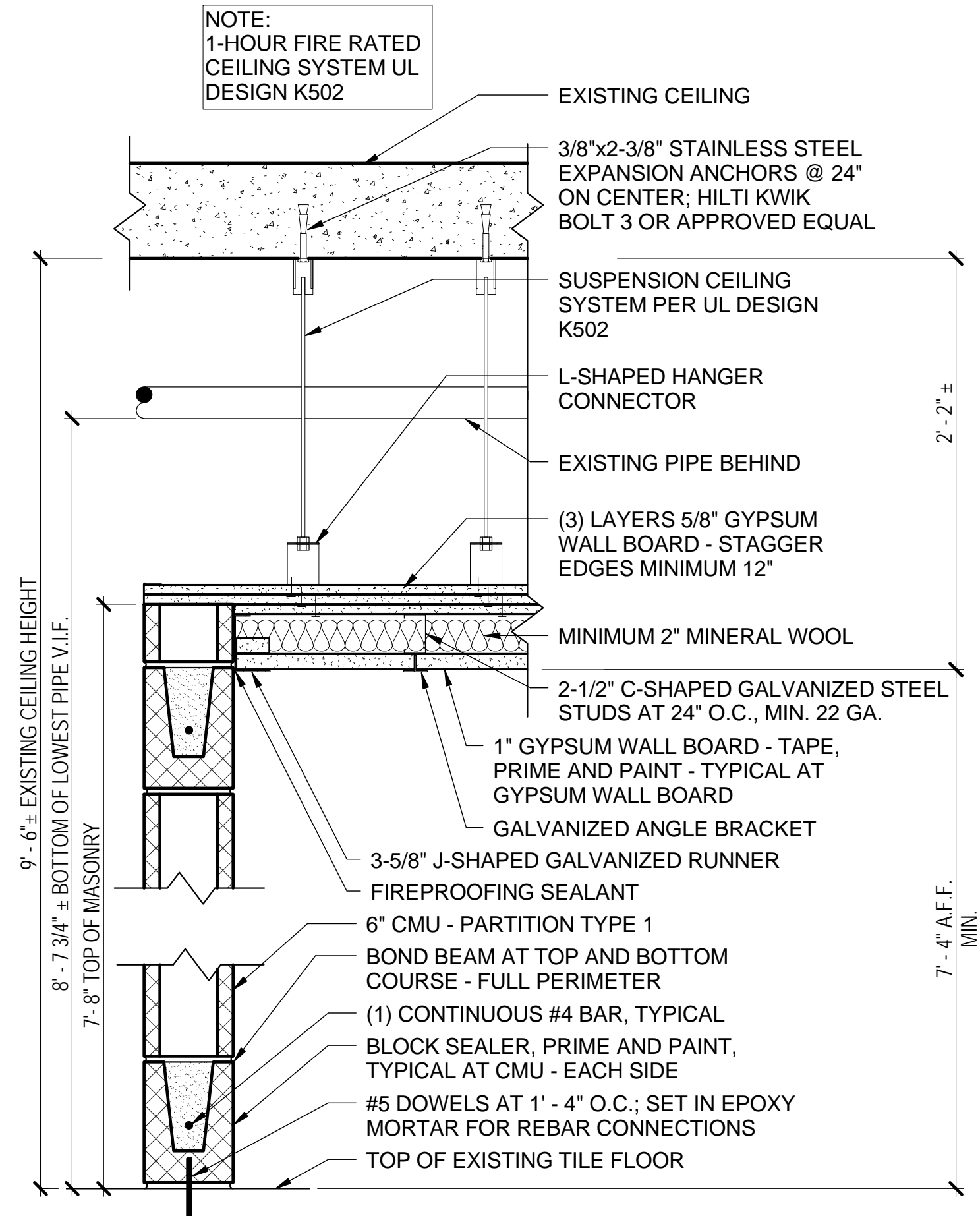
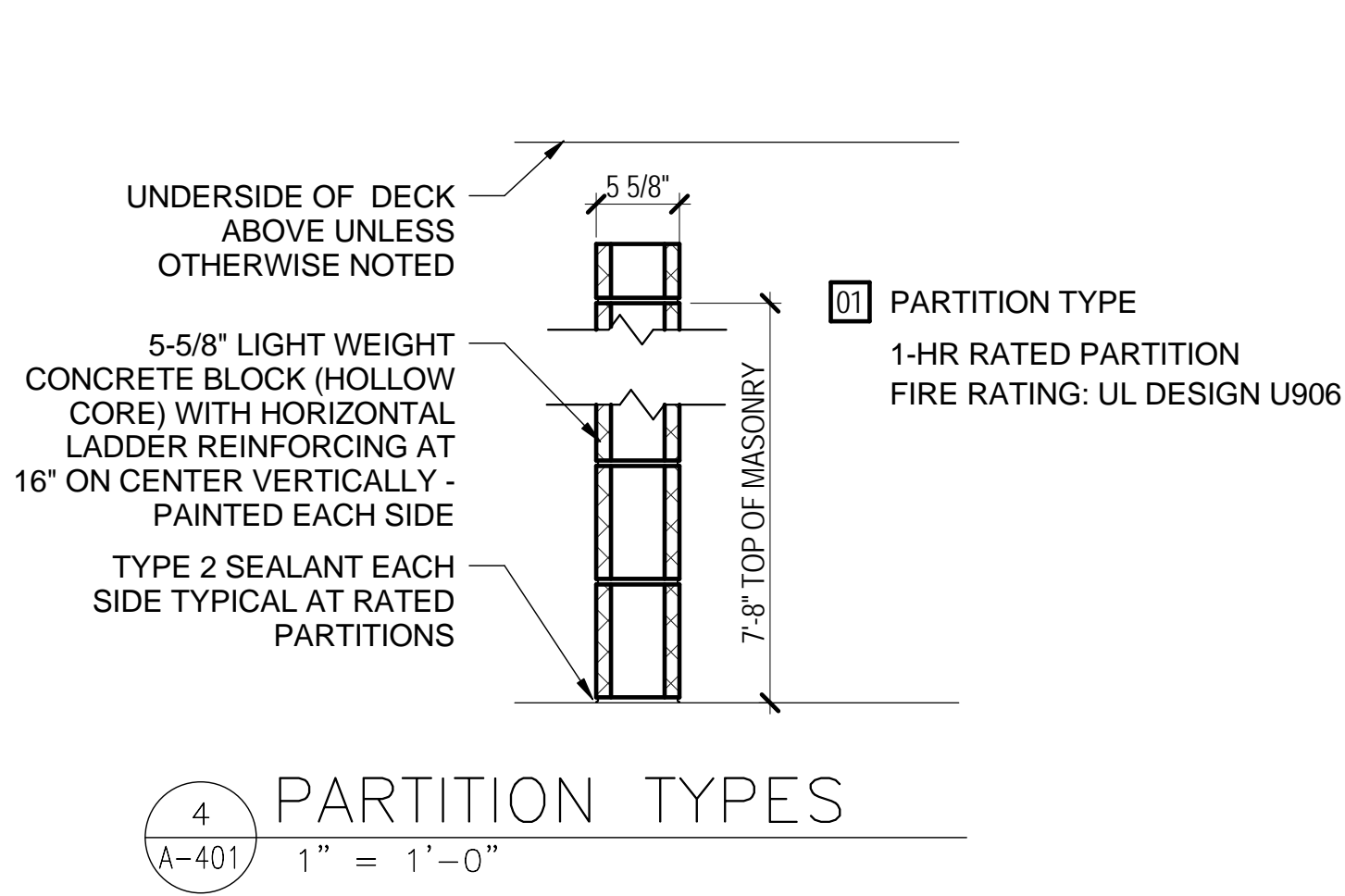
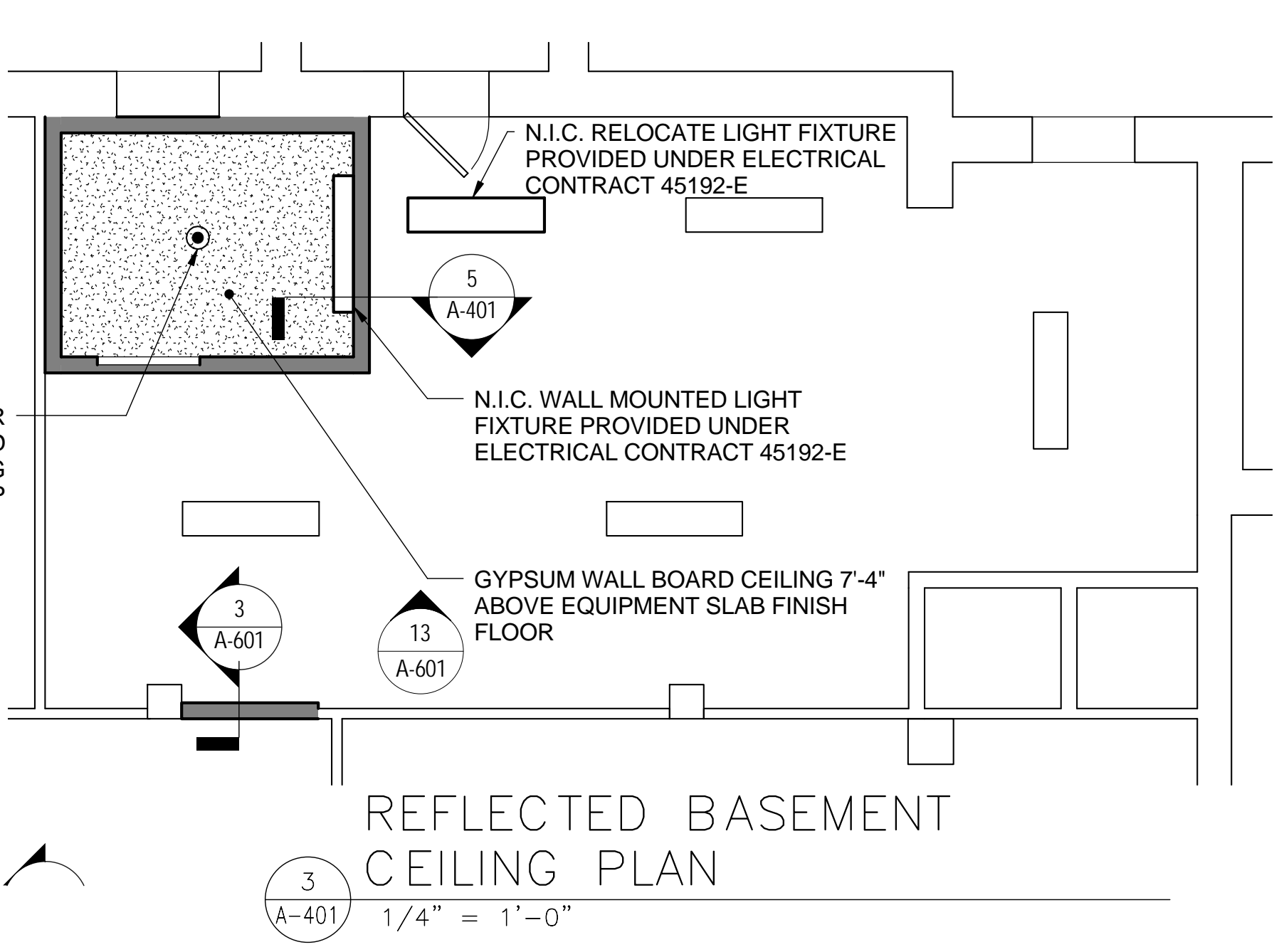
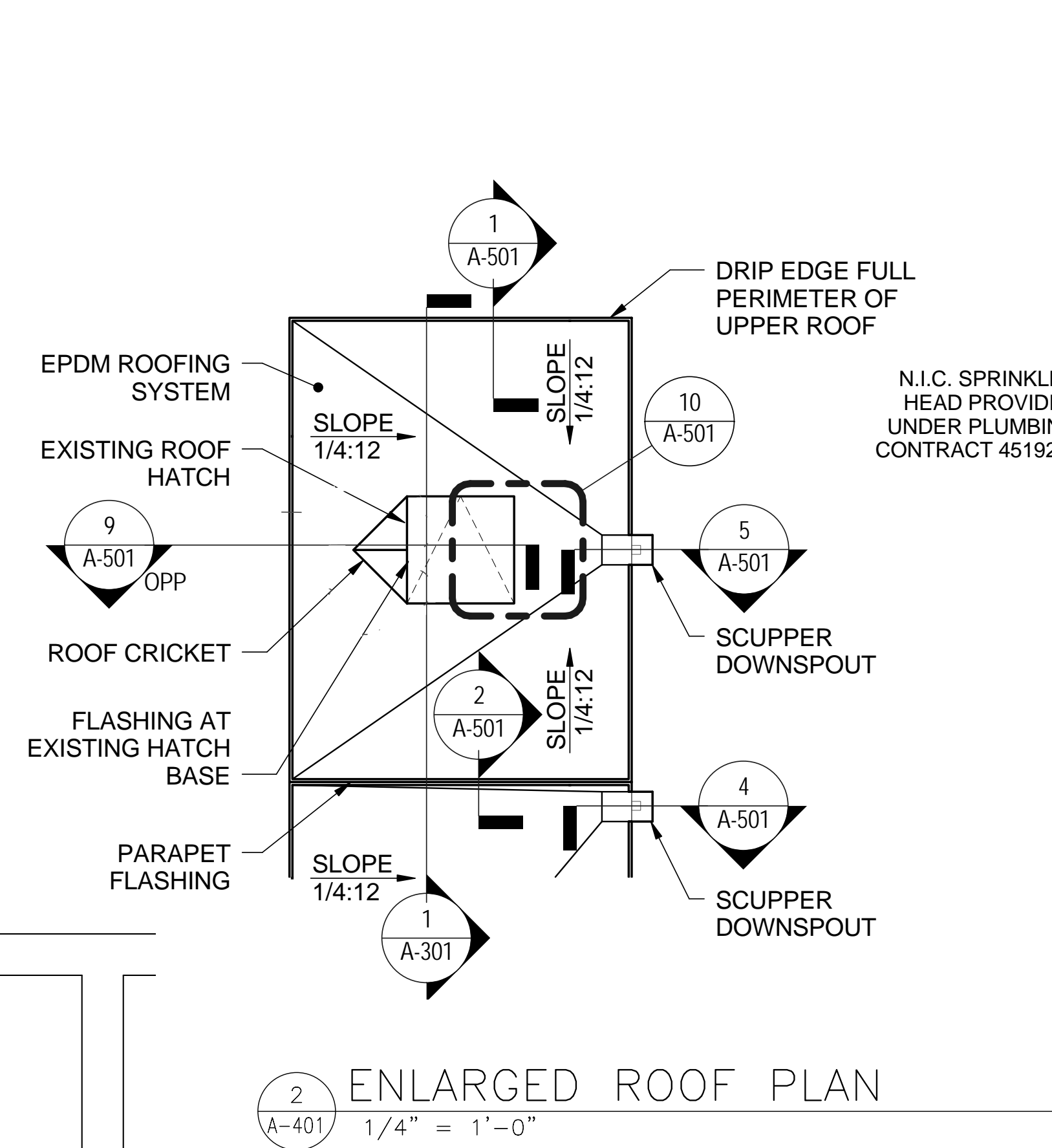
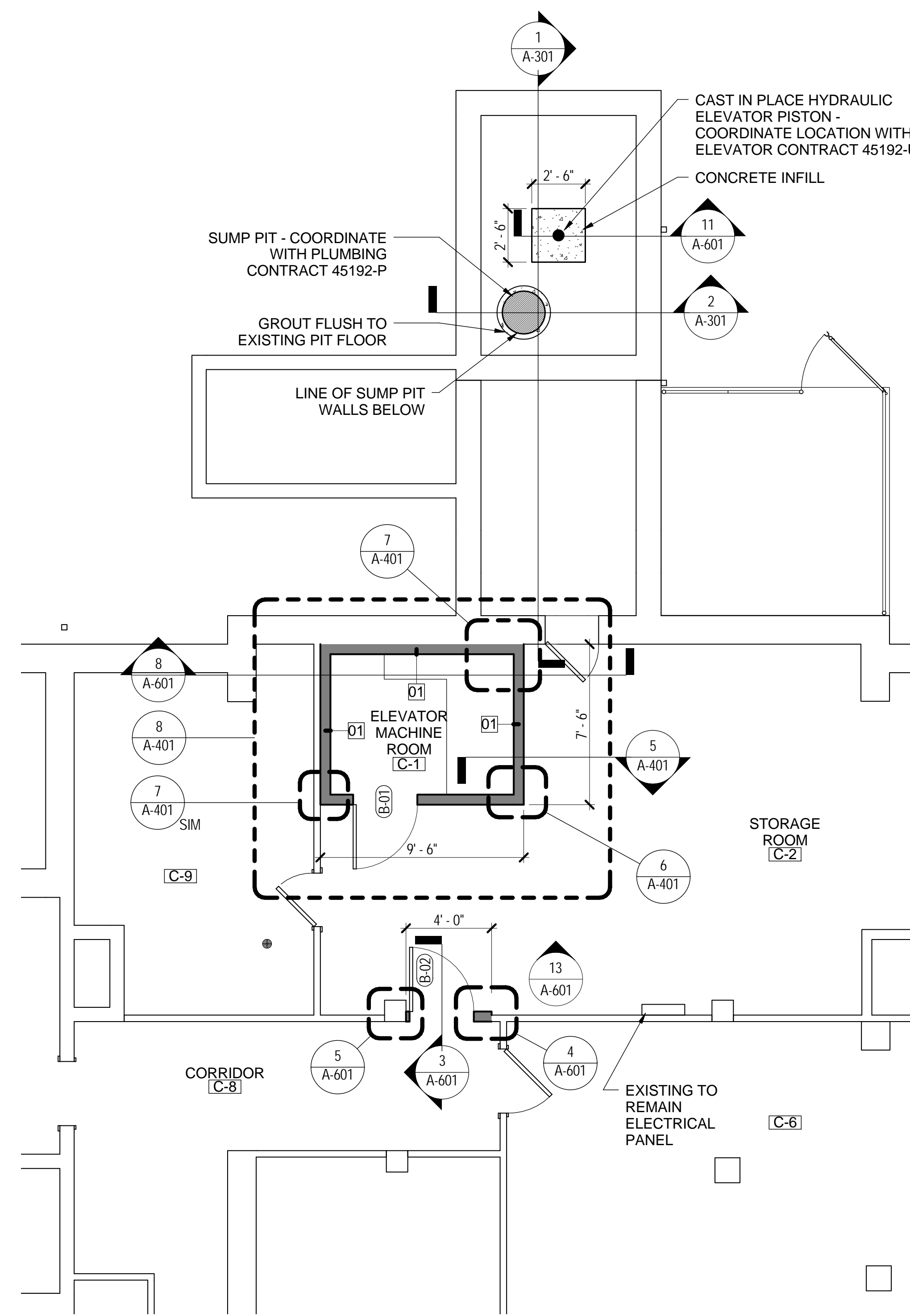


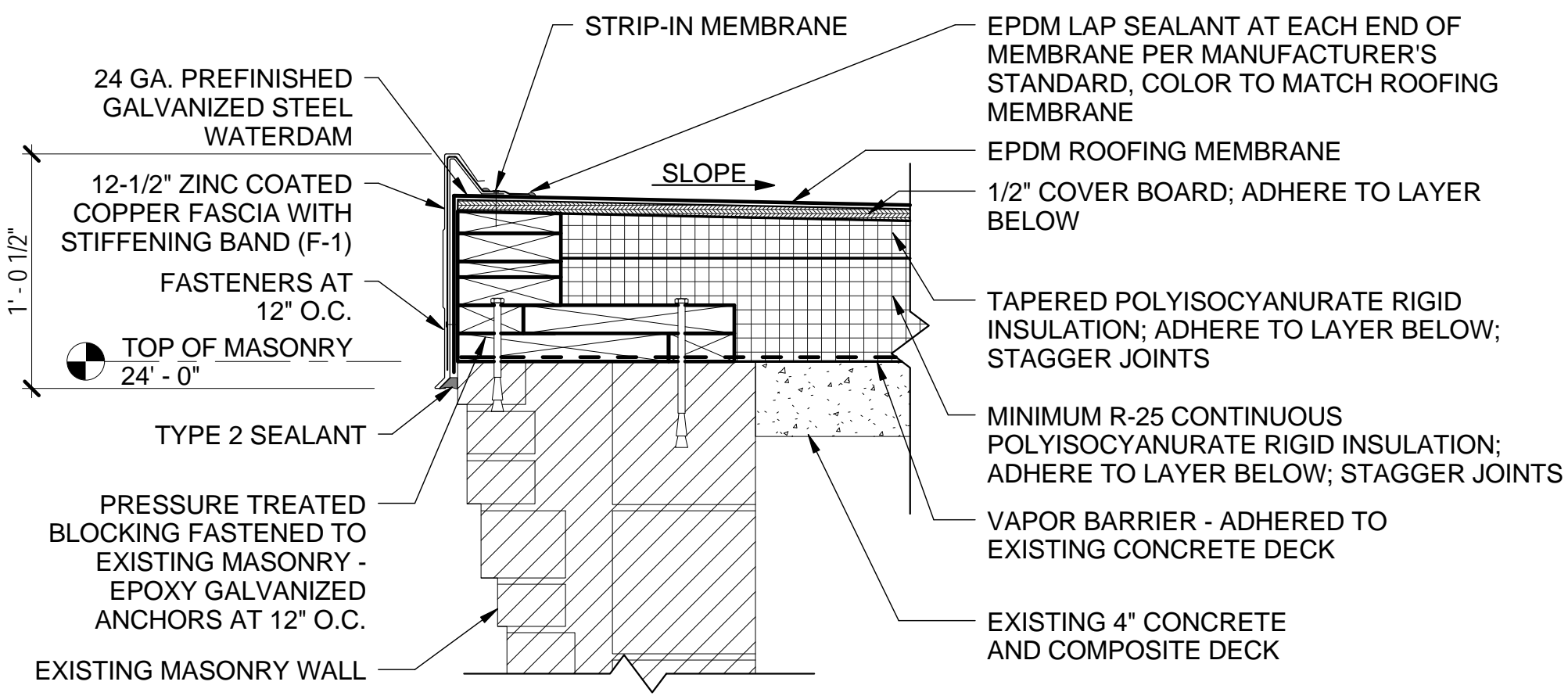
CONSTRUCTION
TITLE: REHABILITATE ELEVATOR BUILDING NO. 82
LOCATION: GROVELAND CORRECTIONAL FACILITY 7000 SONYEA ROAD, ROUTE 36 SONYEA, NY 14556-0050
CLIENT: DEPARTMENT OF CORRECTIONS AND COMMUNITY SUPERVISION

MARK	DATE	DESCRIPTION
	DECEMBER 12, 2016	ADDENDUM NO. 1
	OCTOBER 14, 2016	BID DOCUMENT

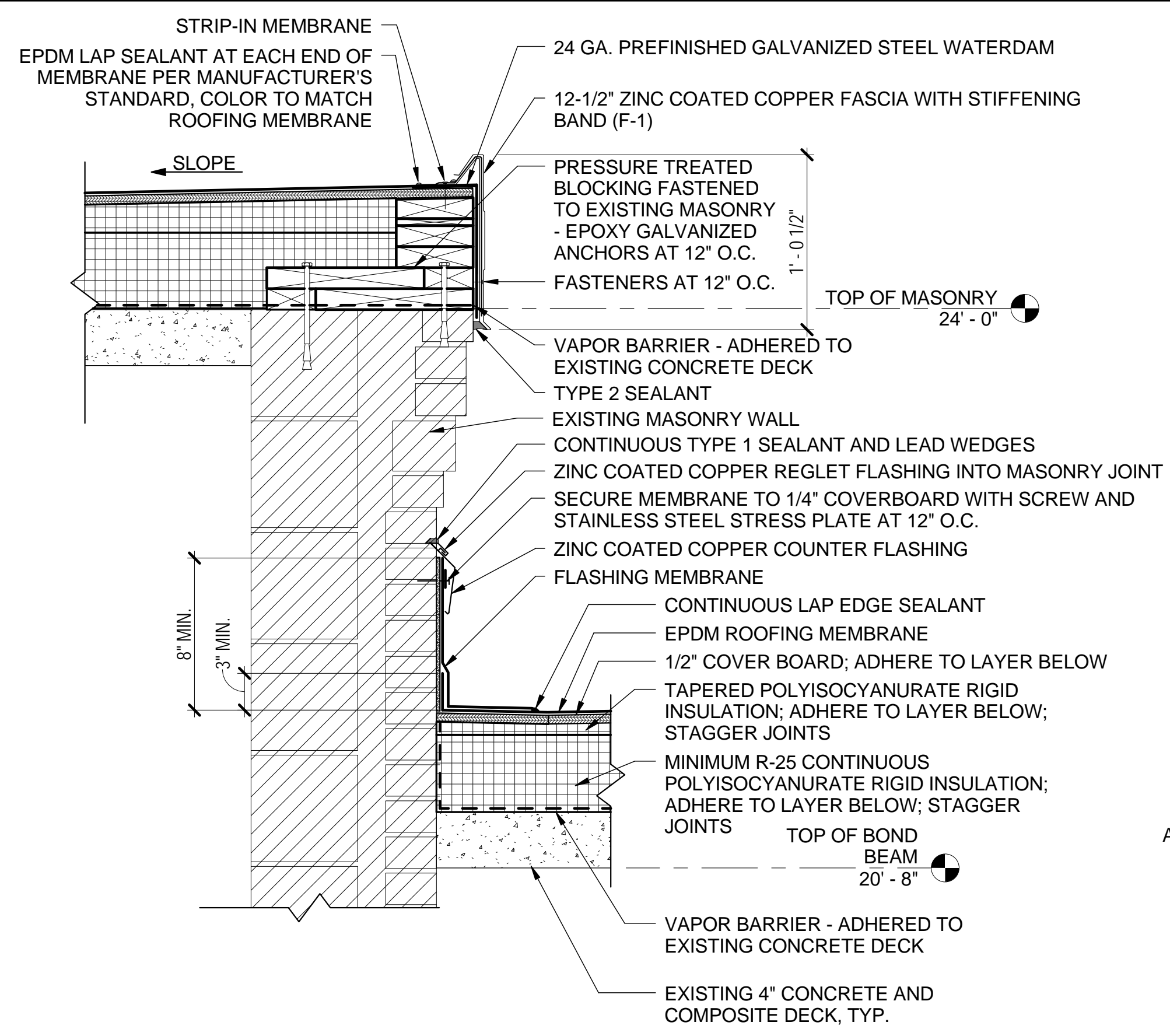
PROJECT NUMBER:	45192 - C
DESIGNED BY:	MTC
DRAWN BY:	PDD
FIELD CHECK:	MTC/PDD
APPROVED:	RAS

REVISED DRAWING ENLARGED PLANS & REFLECTED CEILING PLAN

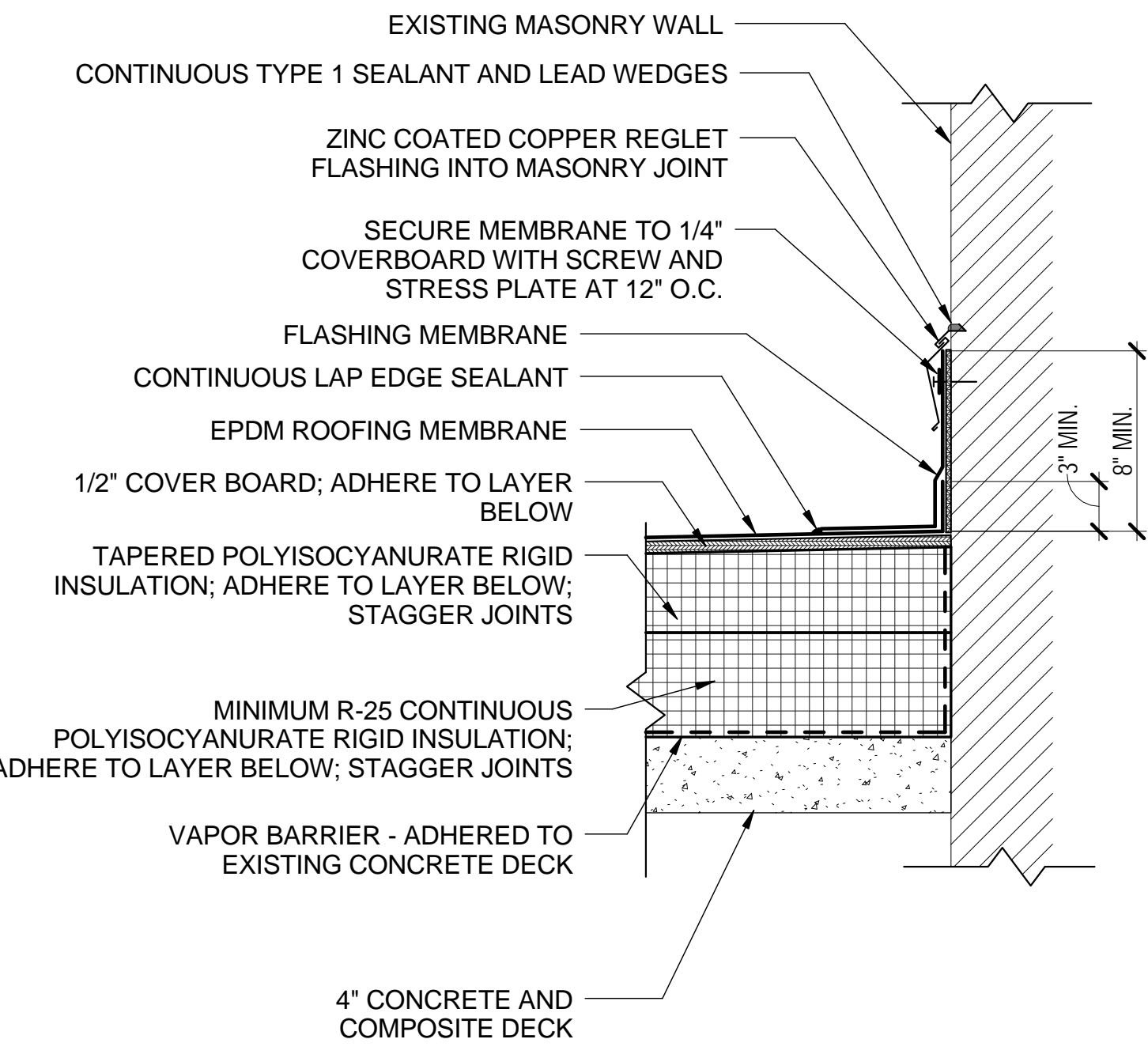




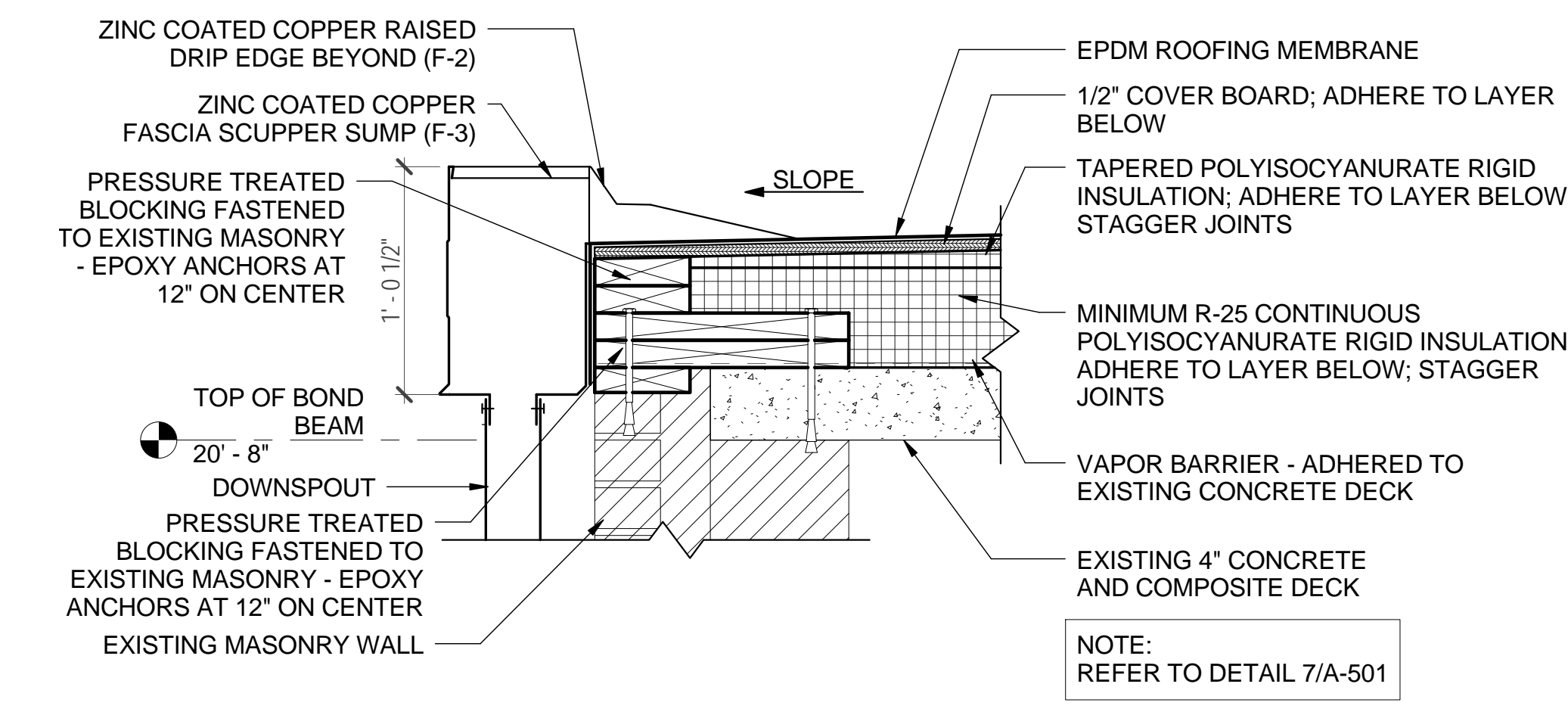
1 ROOF DETAIL
A-501 1 1/2" = 1'-0"



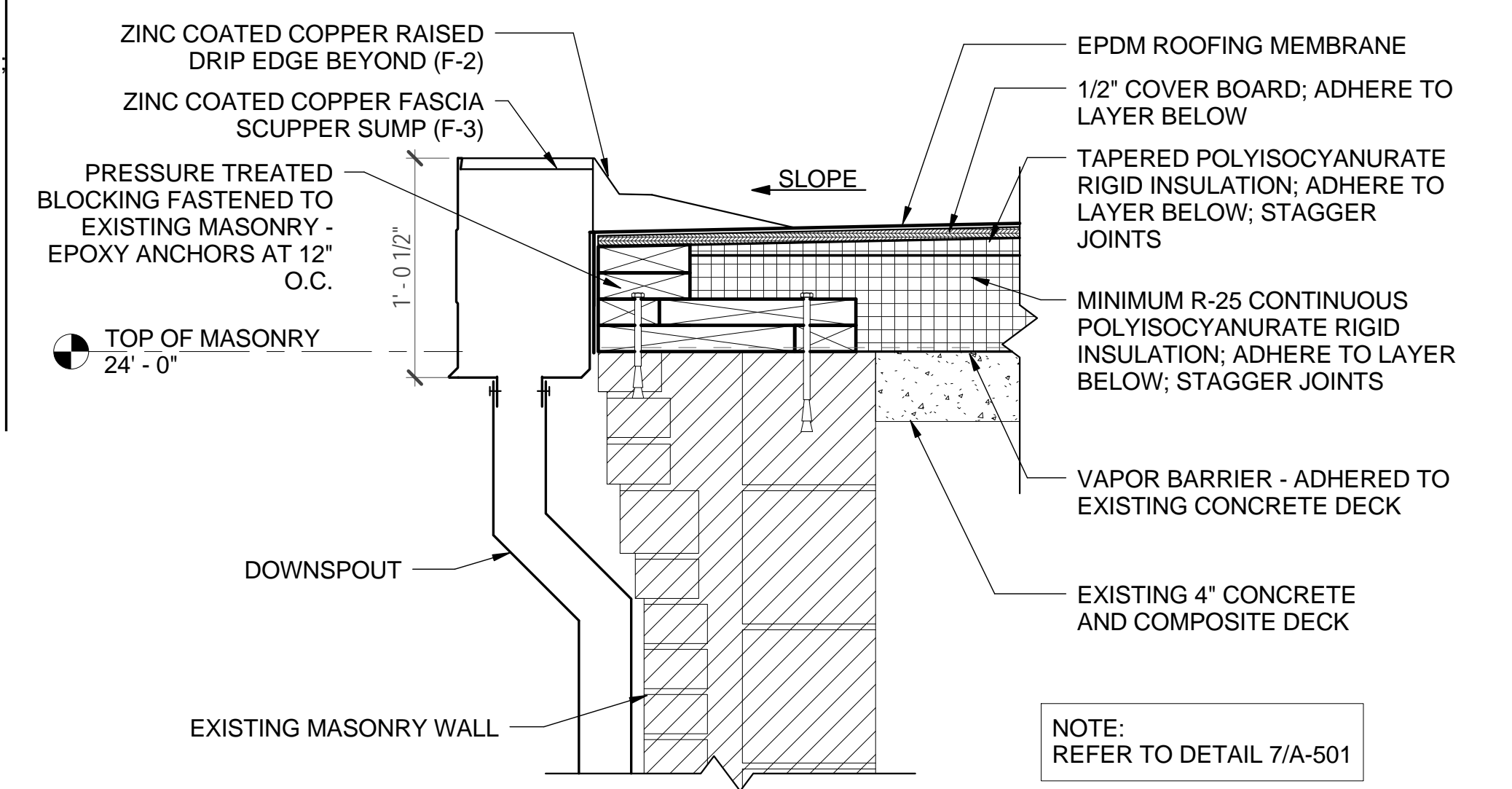
2 ROOF DETAIL
A-501 1 1/2" = 1'-0"



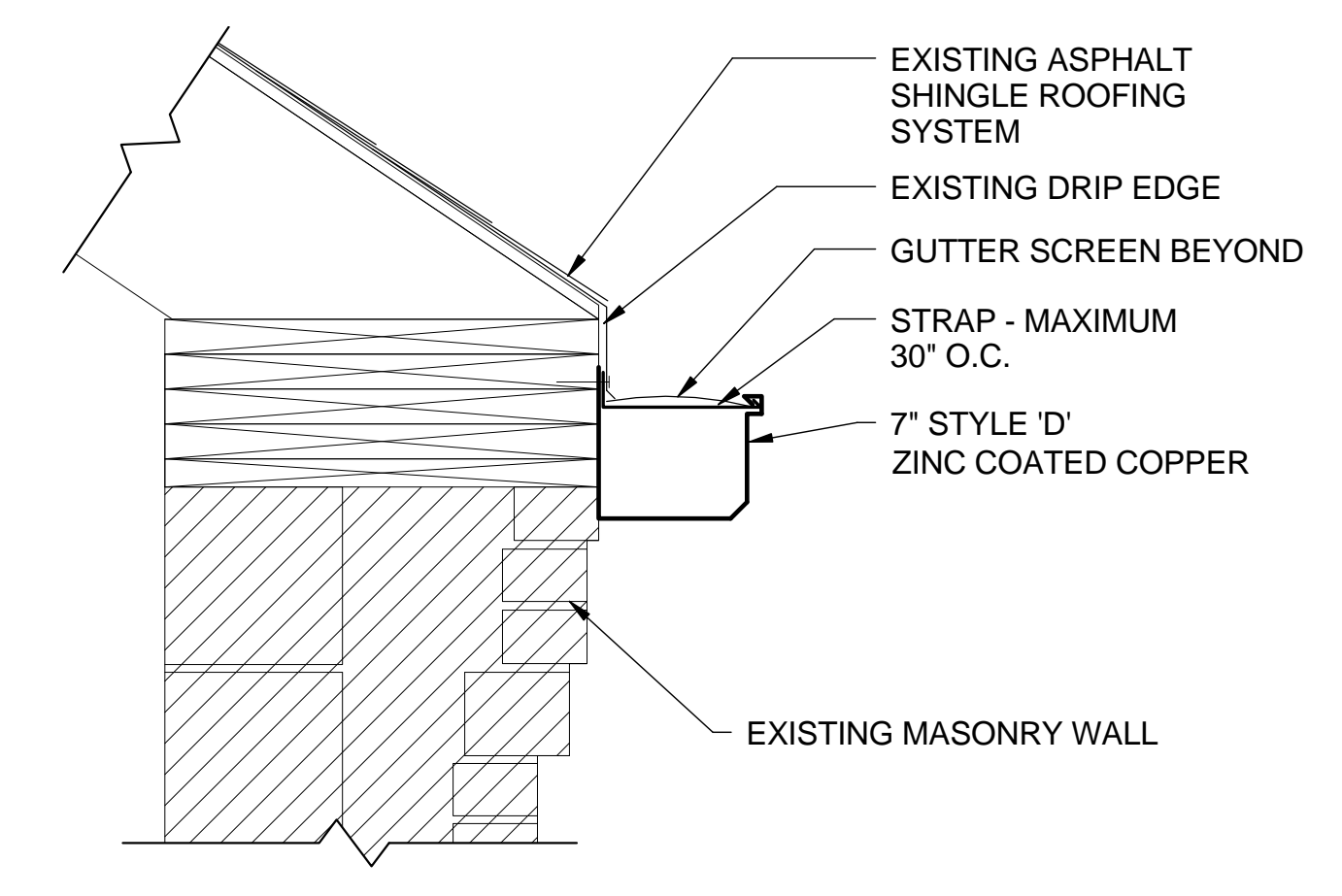
3 ROOF DETAIL
A-501 1 1/2" = 1'-0"



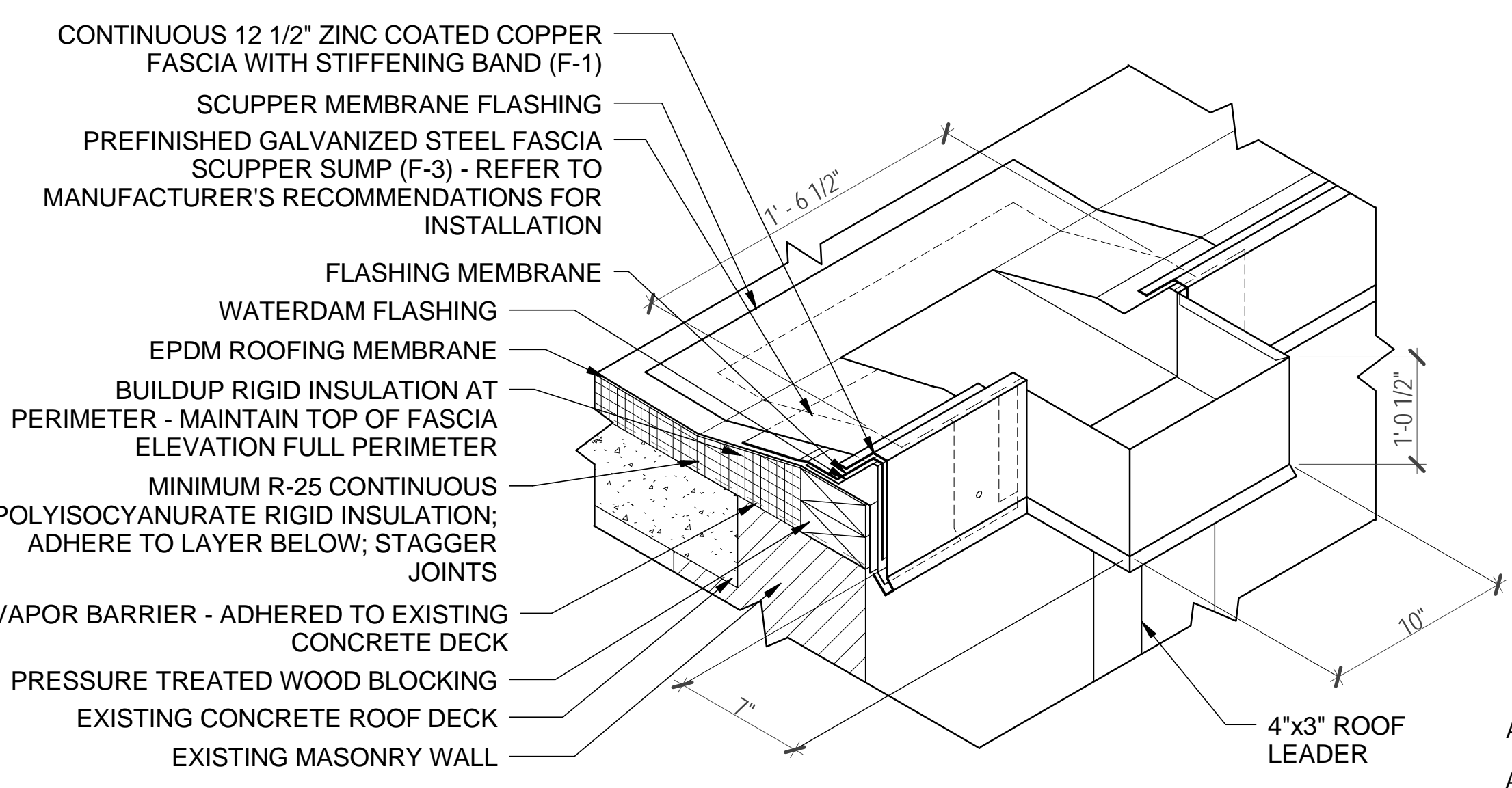
4 ROOF DETAIL
A-501 1 1/2" = 1'-0"



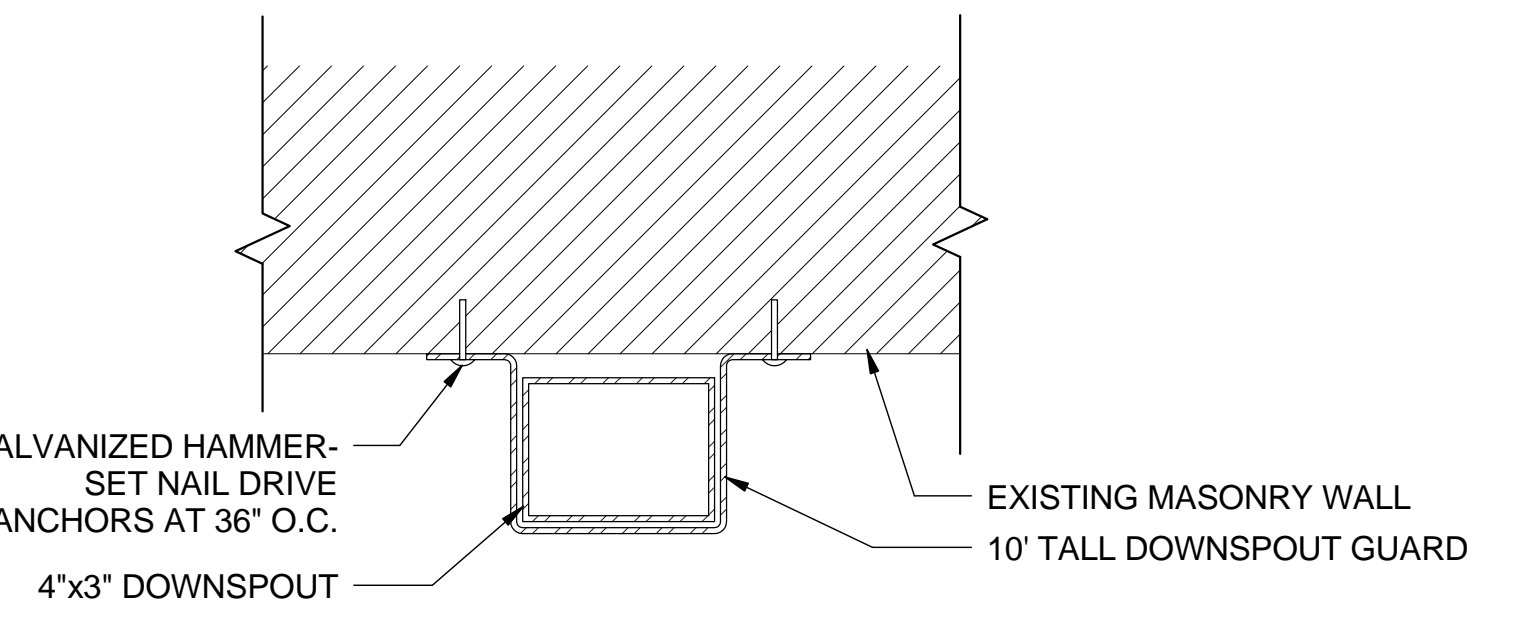
5 ROOF DETAIL
A-501 1 1/2" = 1'-0"



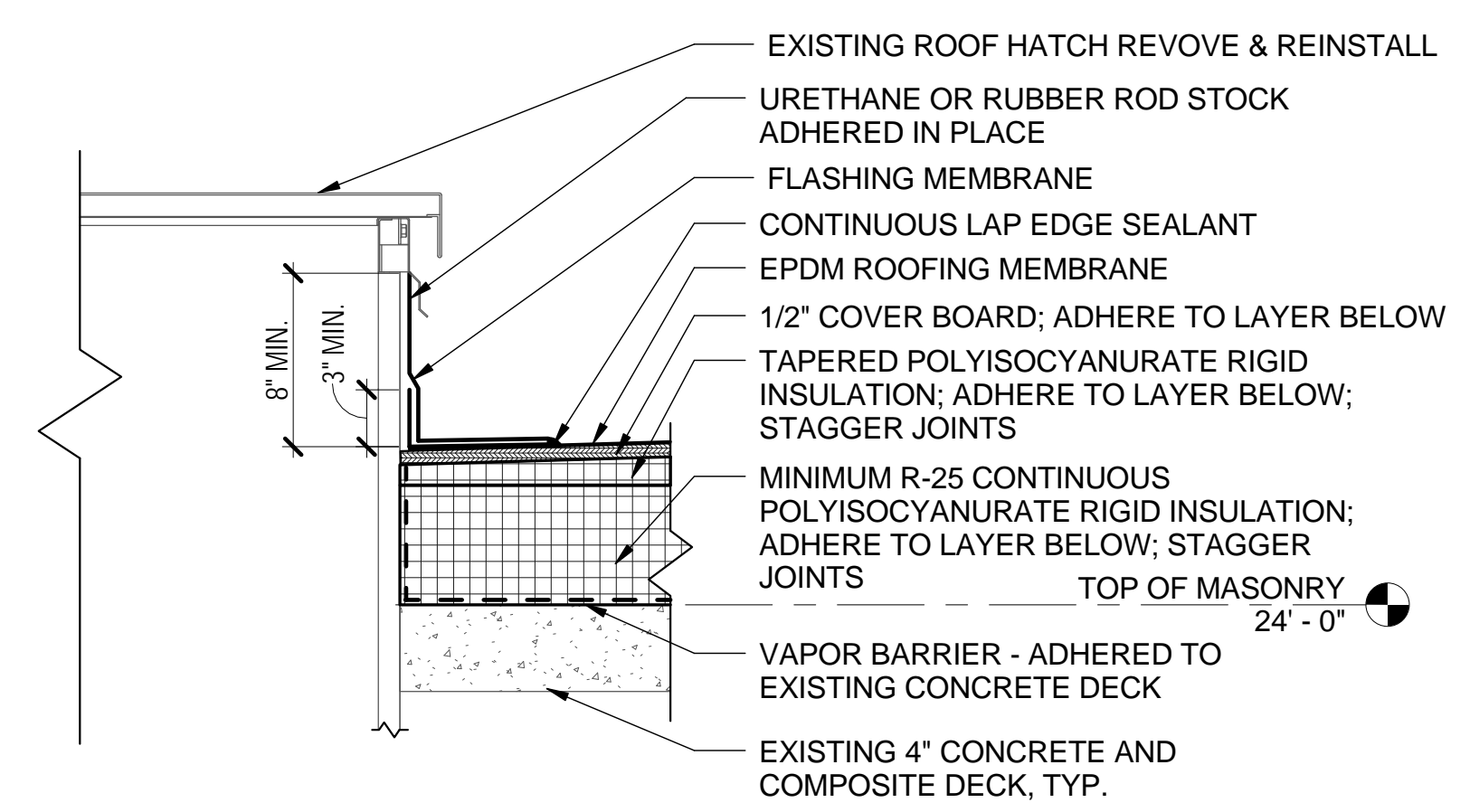
6 ROOF DETAIL
A-501 1 1/2" = 1'-0"



7 TYPICAL SCUPPER ISOMETRIC
A-501 NOT TO SCALE



8 DOWNSPOUT GUARD DETAIL
A-501 3" = 1'-0"



9 ROOF HATCH FLASHING DETAIL
A-501 1 1/2" = 1'-0"

WARNING:
THE ALTERATION OF THIS MATERIAL IN ANY WAY, UNLESS DONE UNDER THE DIRECTION OF A COMPARABLE PROFESSIONAL, I.E. ARCHITECT FOR AN ARCHITECT, ENGINEER FOR AN ENGINEER OR LANDSCAPE ARCHITECT FOR A LANDSCAPE ARCHITECT, IS A VIOLATION OF THE NEW YORK STATE EDUCATION LAW AND/OR REGULATIONS AND IS A CLASS 'A' MISDEMEANOR.



CONSTRUCTION

TITLE: REHABILITATE ELEVATOR BUILDING NO. 82

LOCATION: GROVELAND CORRECTIONAL FACILITY 7000 SONYEA ROAD, ROUTE 36 SONYEA, NY 14556-0050

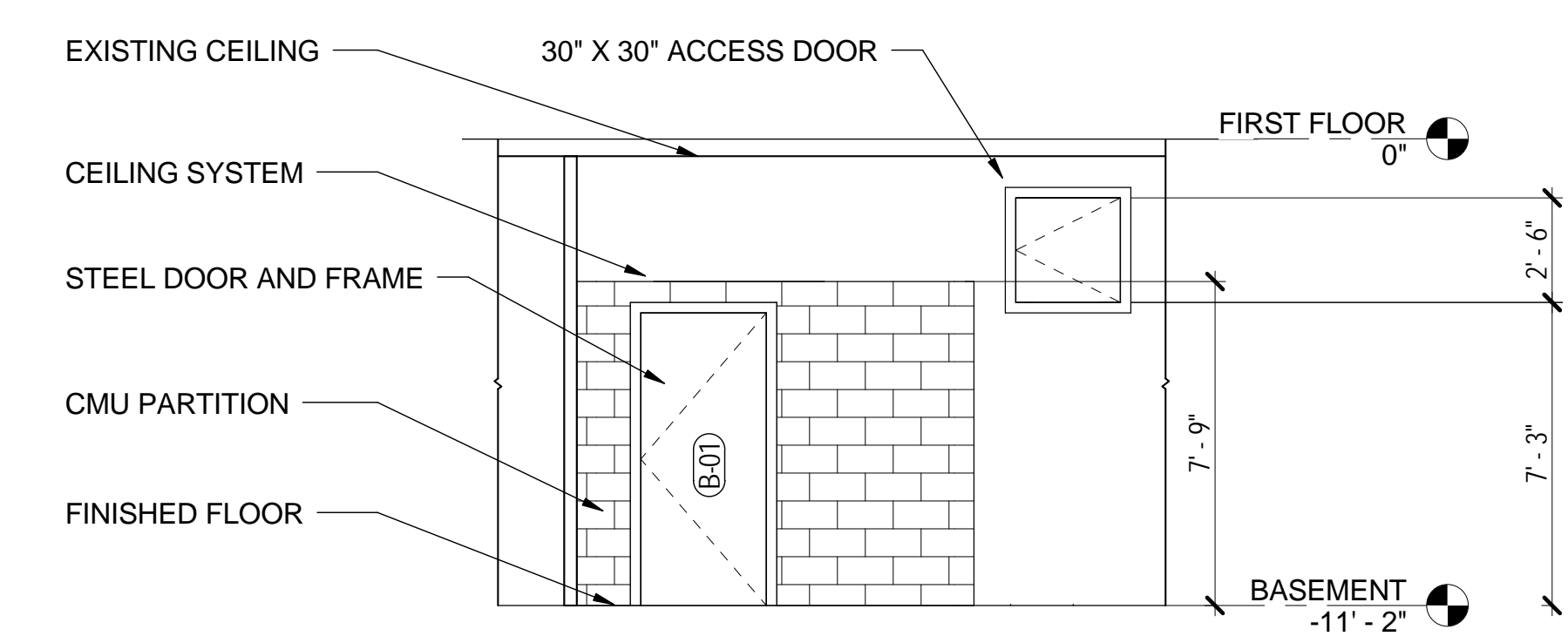
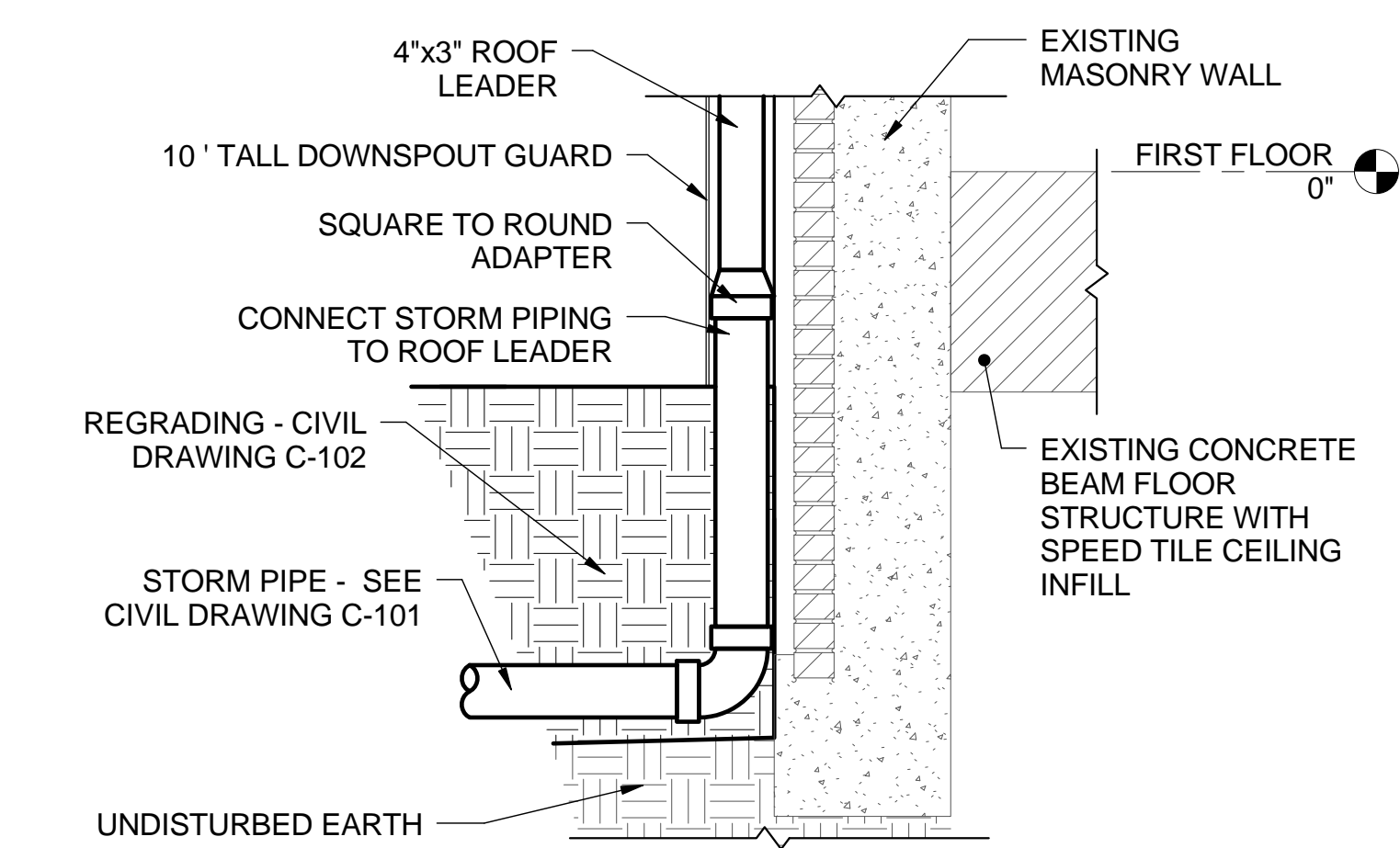
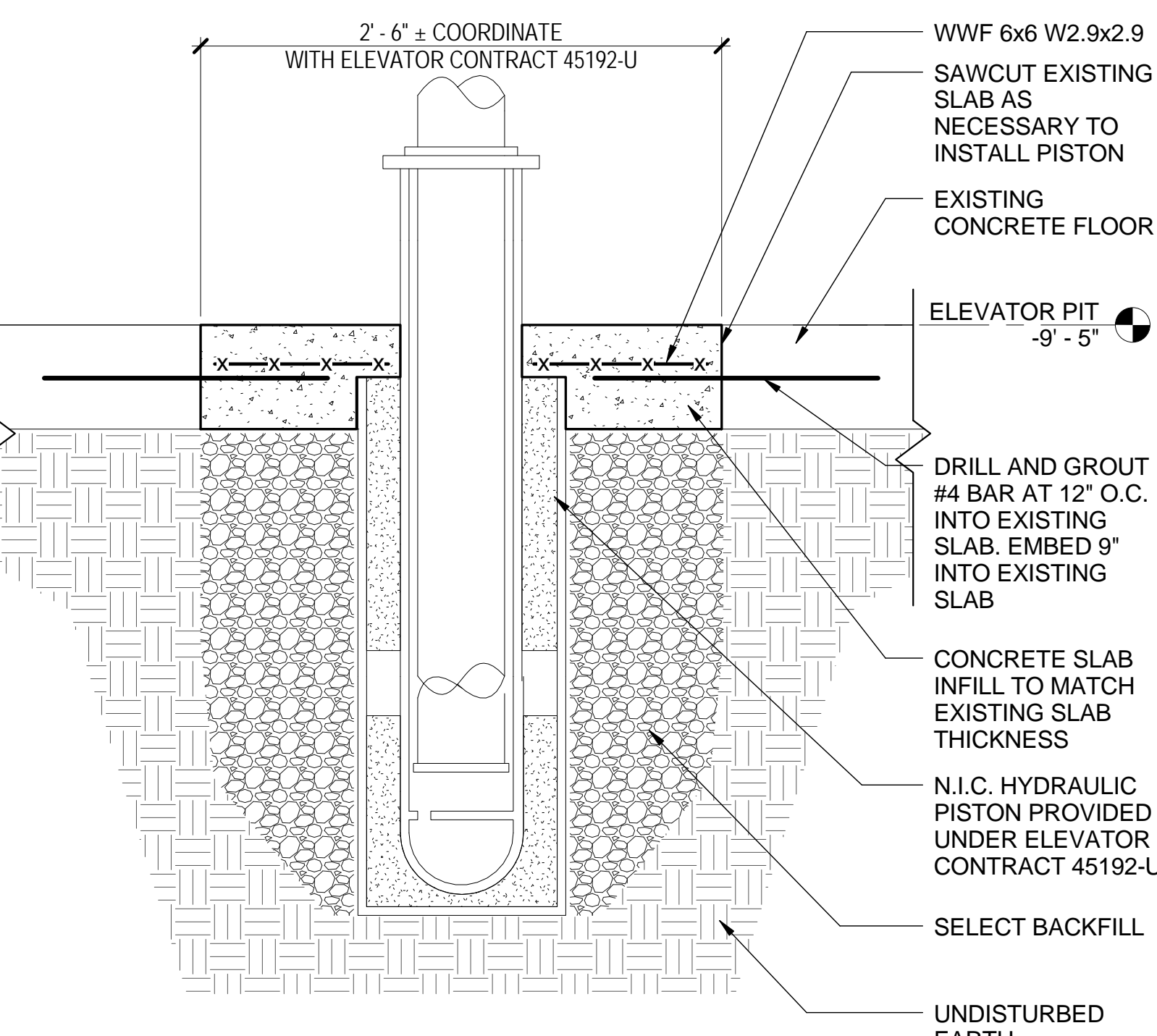
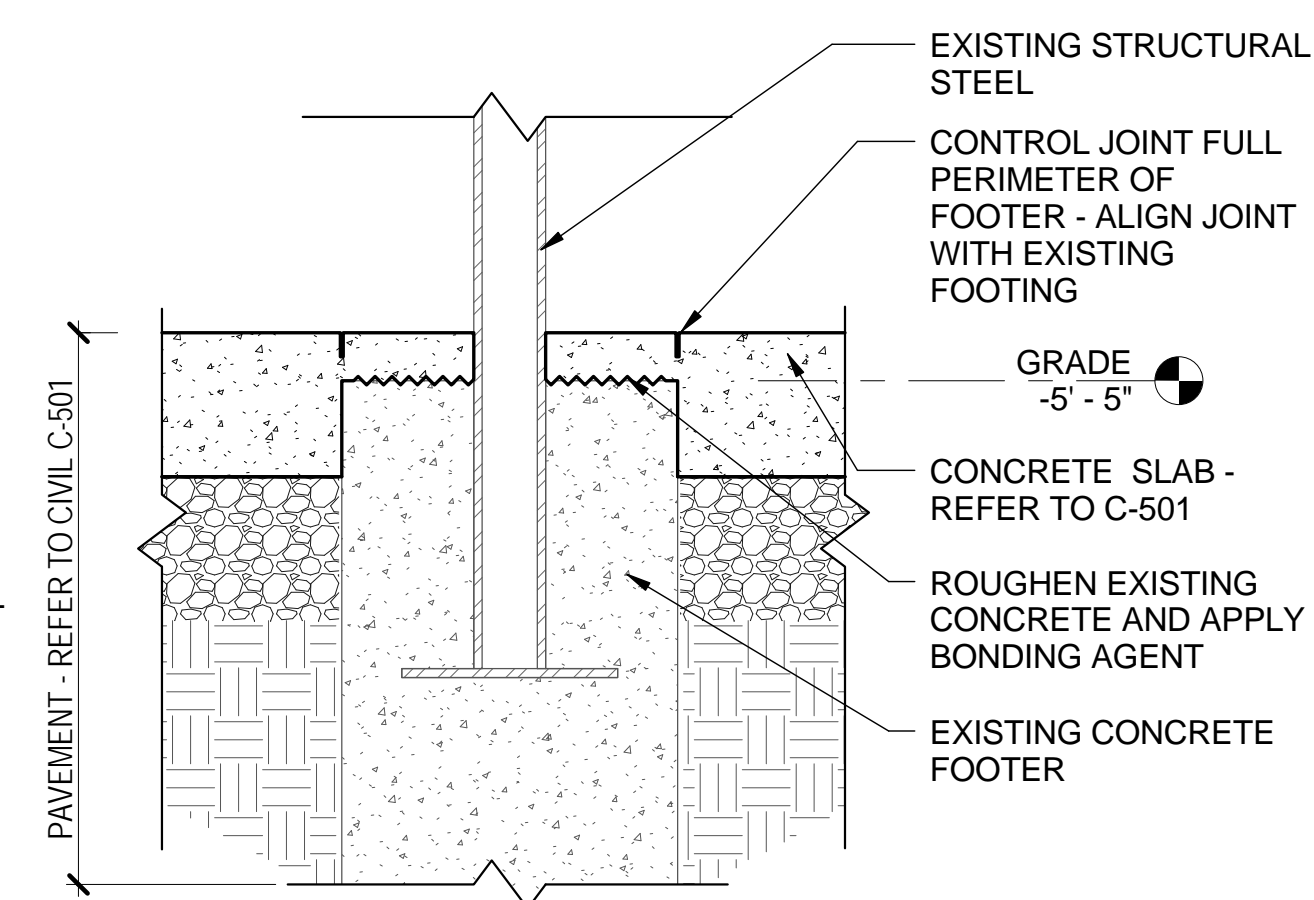
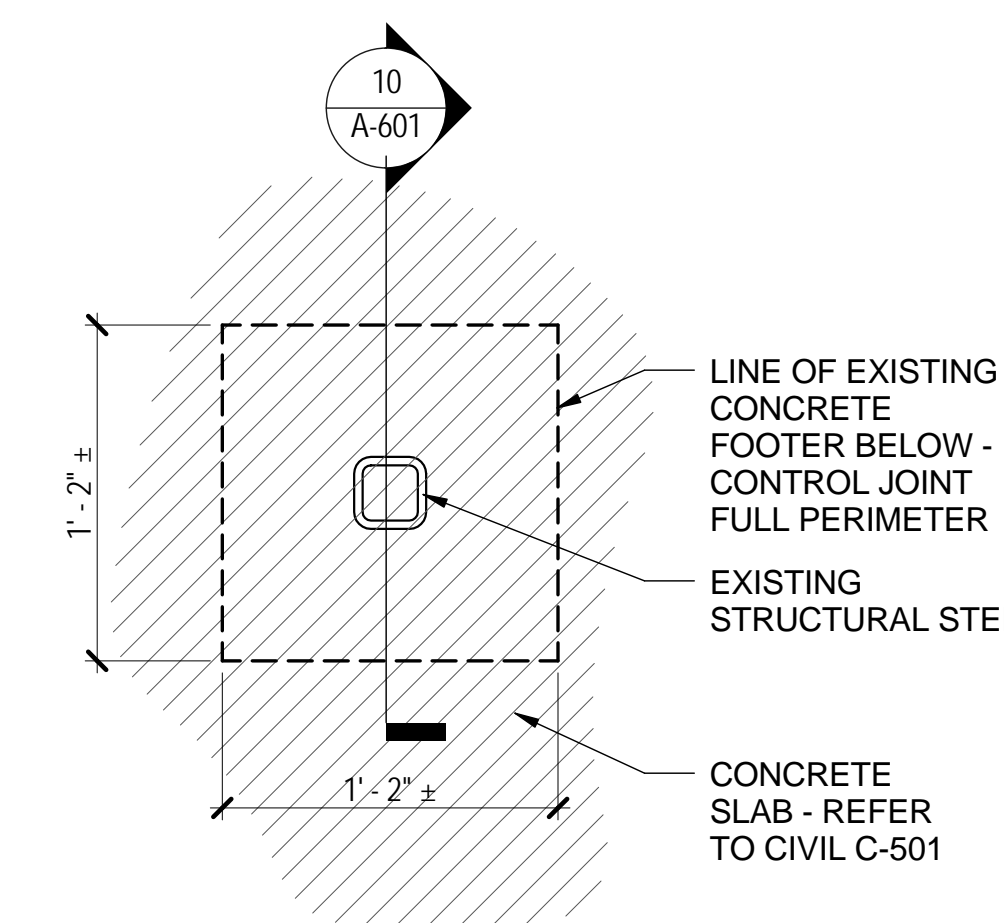
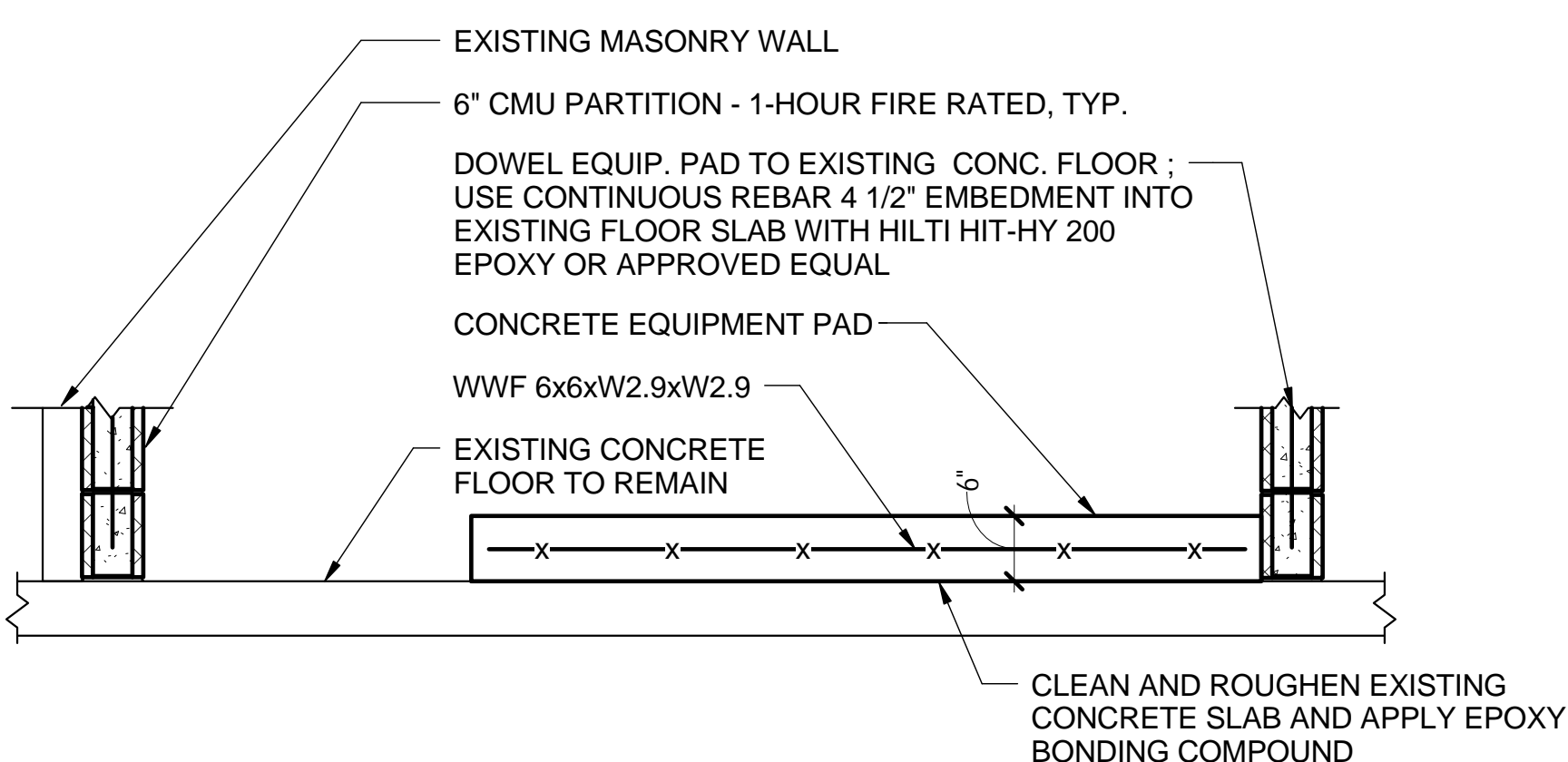
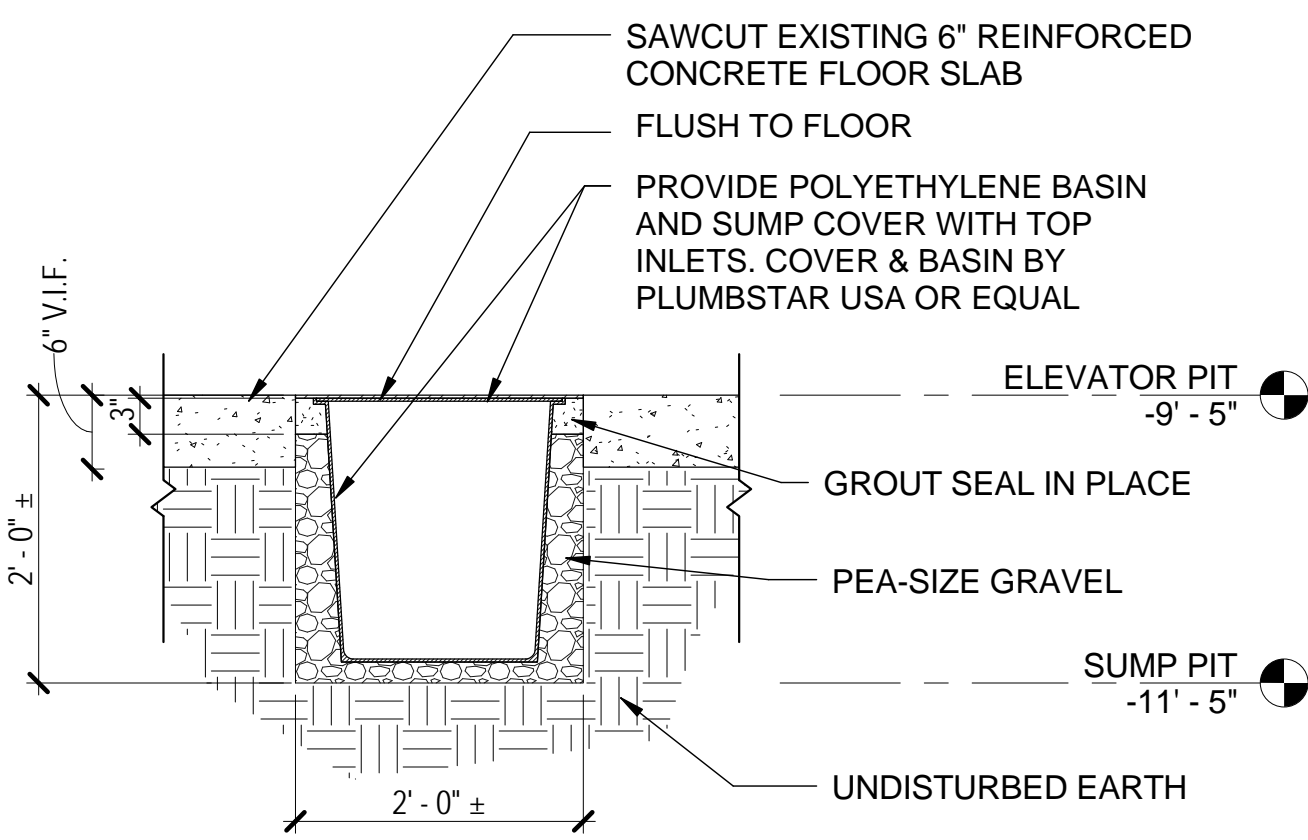
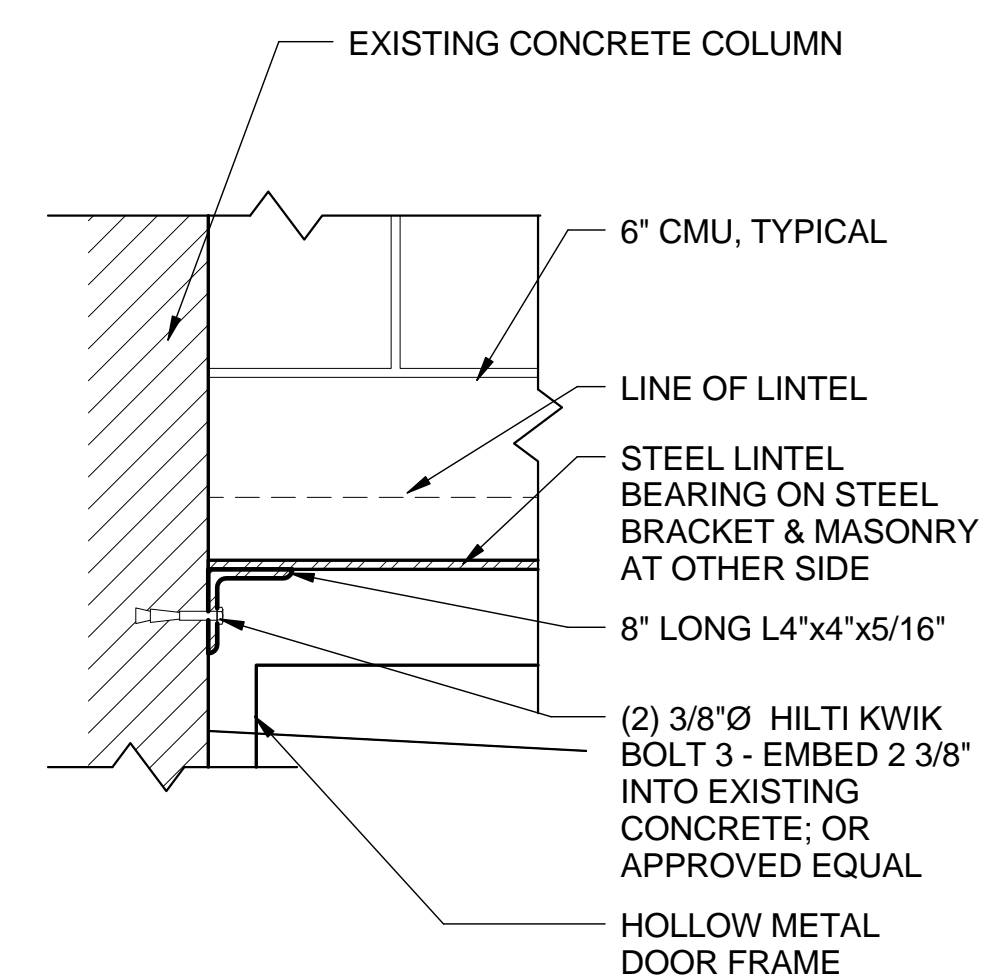
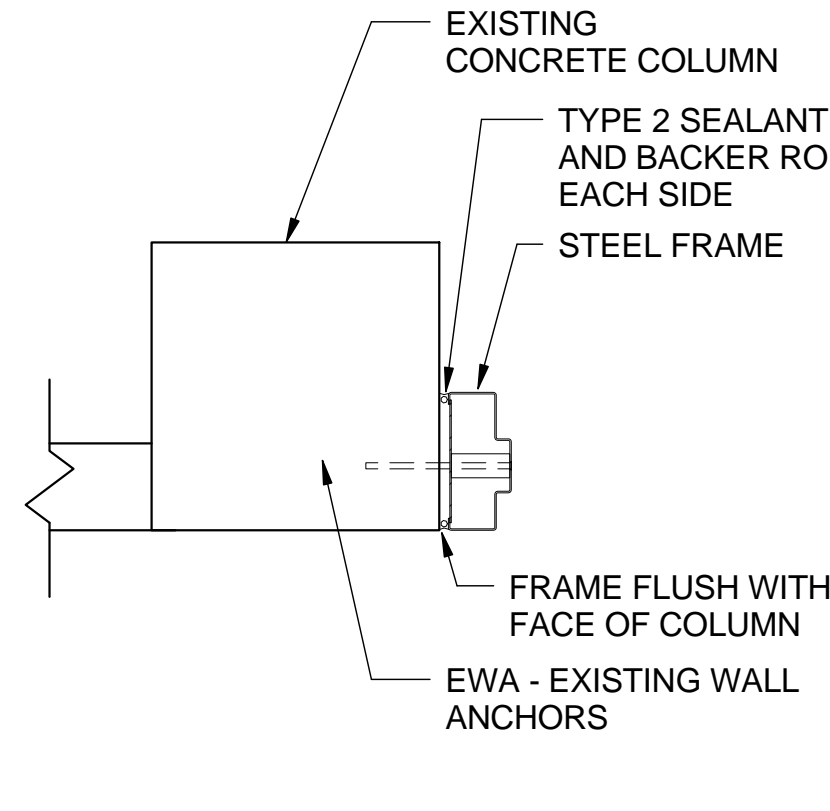
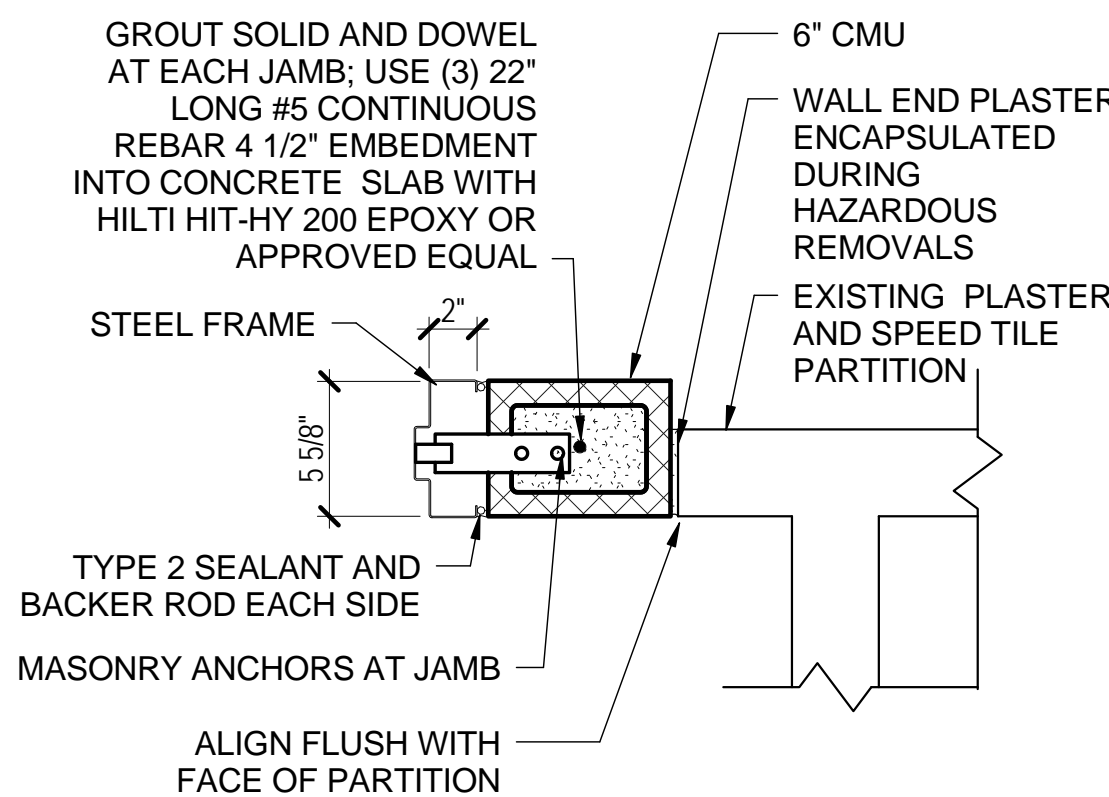
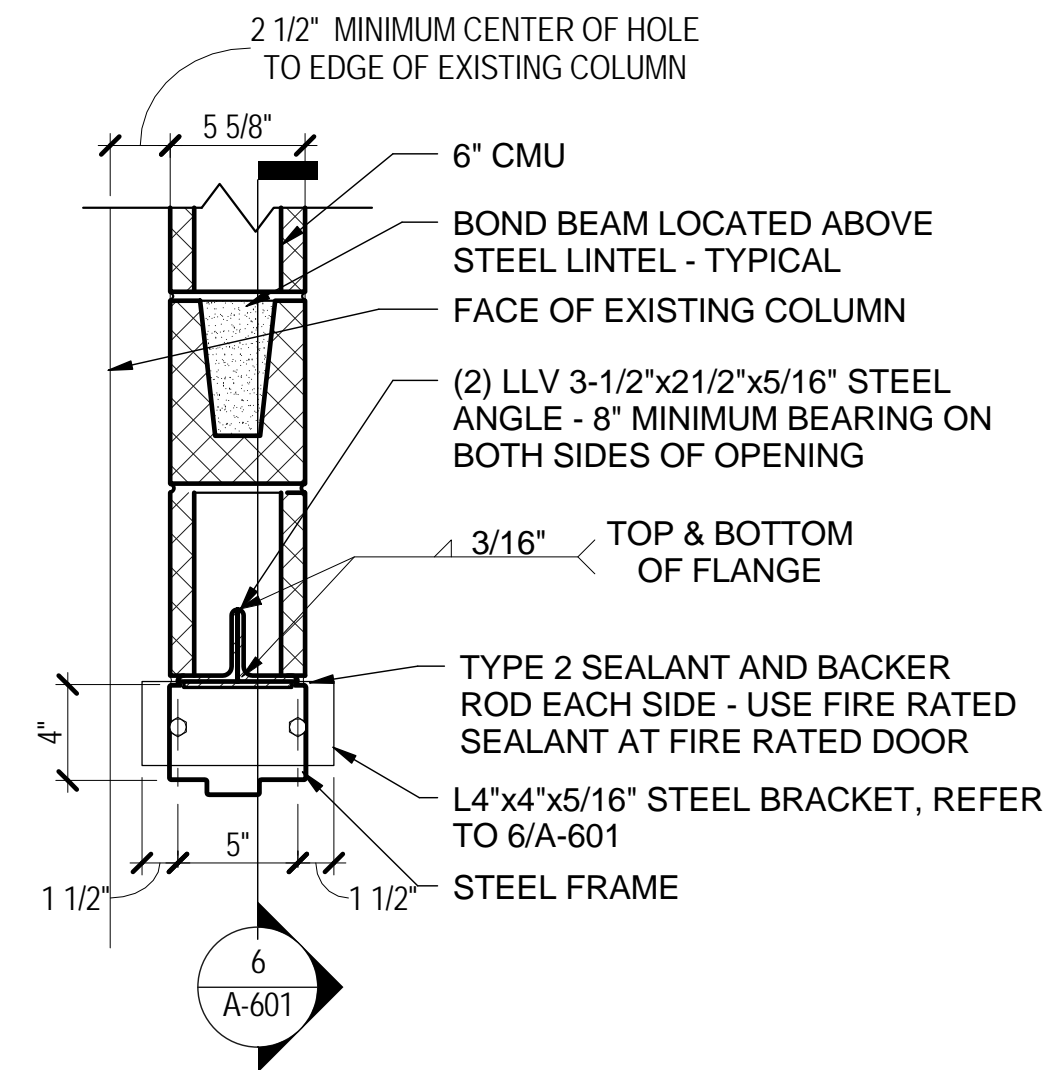
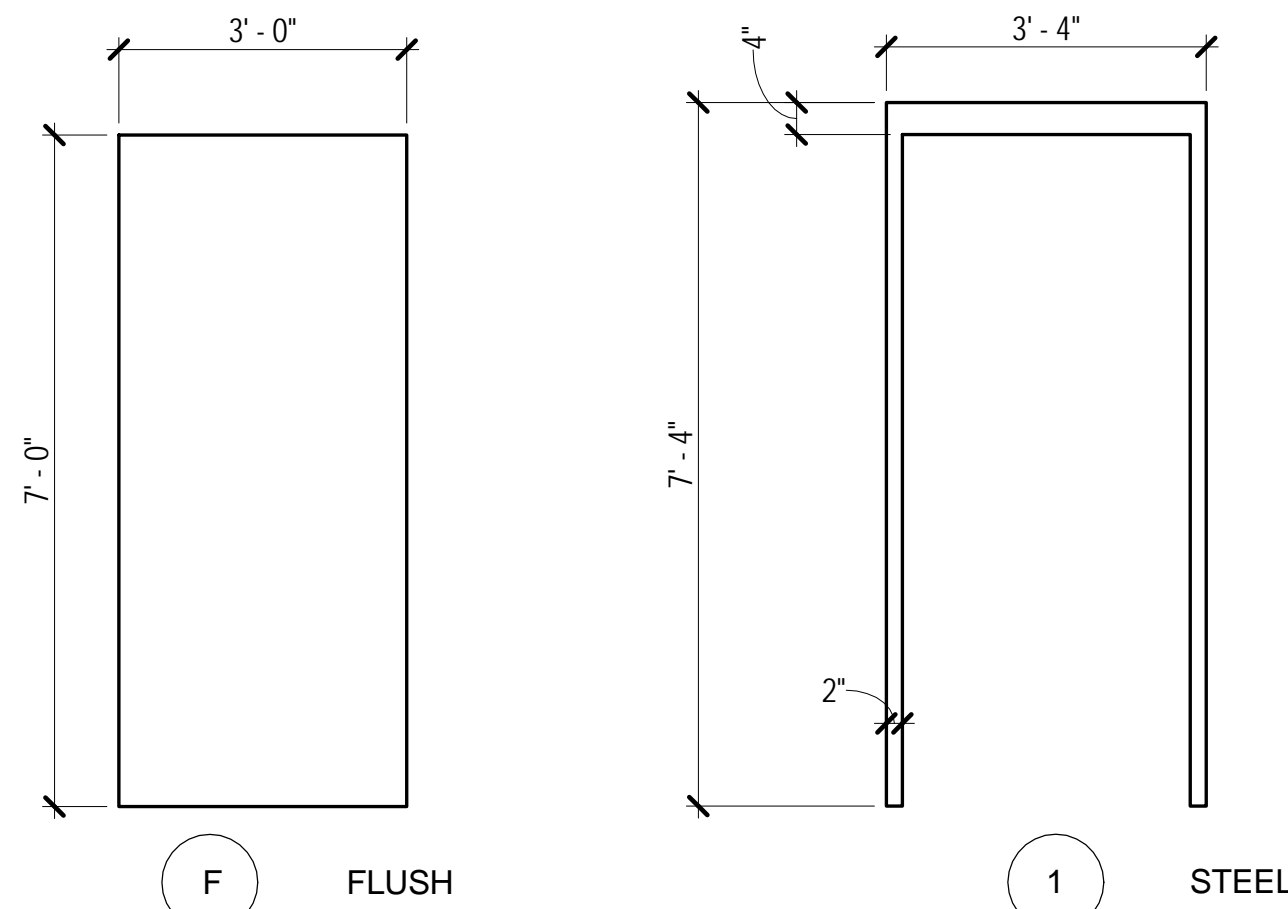
CLIENT: DEPARTMENT OF CORRECTIONS AND COMMUNITY SUPERVISION

MARK	DATE	DESCRIPTION
	DECEMBER 12, 2016	ADDENDUM NO. 1
	OCTOBER 14, 2016	BID DOCUMENT
PROJECT NUMBER:	45192 - C	
DESIGNED BY:	MTC	
DRAWN BY:	PDD	
FIELD CHECK:	MTC/PDD	
APPROVED:	RAS	
DETAILS REVISED DRAWING		


DRAWING NUMBER: A-501

DOOR SCHEDULE

DOOR NO.	ROOM NO.	DOOR							FRAME				FIRE RATING	HARDWARE	ANCHORS	
		WIDTH	HEIGHT	THICKNESS	TYPE	FINISH	MATERIAL	TYPE	FINISH	MATERIAL	JAMB DEPTH	HEAD				JAMB
B-01	C-1	3'-0"	7'-0"	1 3/4"	F	PF	STL	1	EAL-3	STL	5-3/4"	3/A-601	4/A-601	45 MIN.	1	MASONRY ANCHORS
B-02	C-2	3'-0"	7'-0"	1 3/4"	F	PF	STL	1	EAL-3	STL	5-3/4"	3/A-601	4&5/A-601	-	2	EXIST. WALL & MASONRY ANCHOR

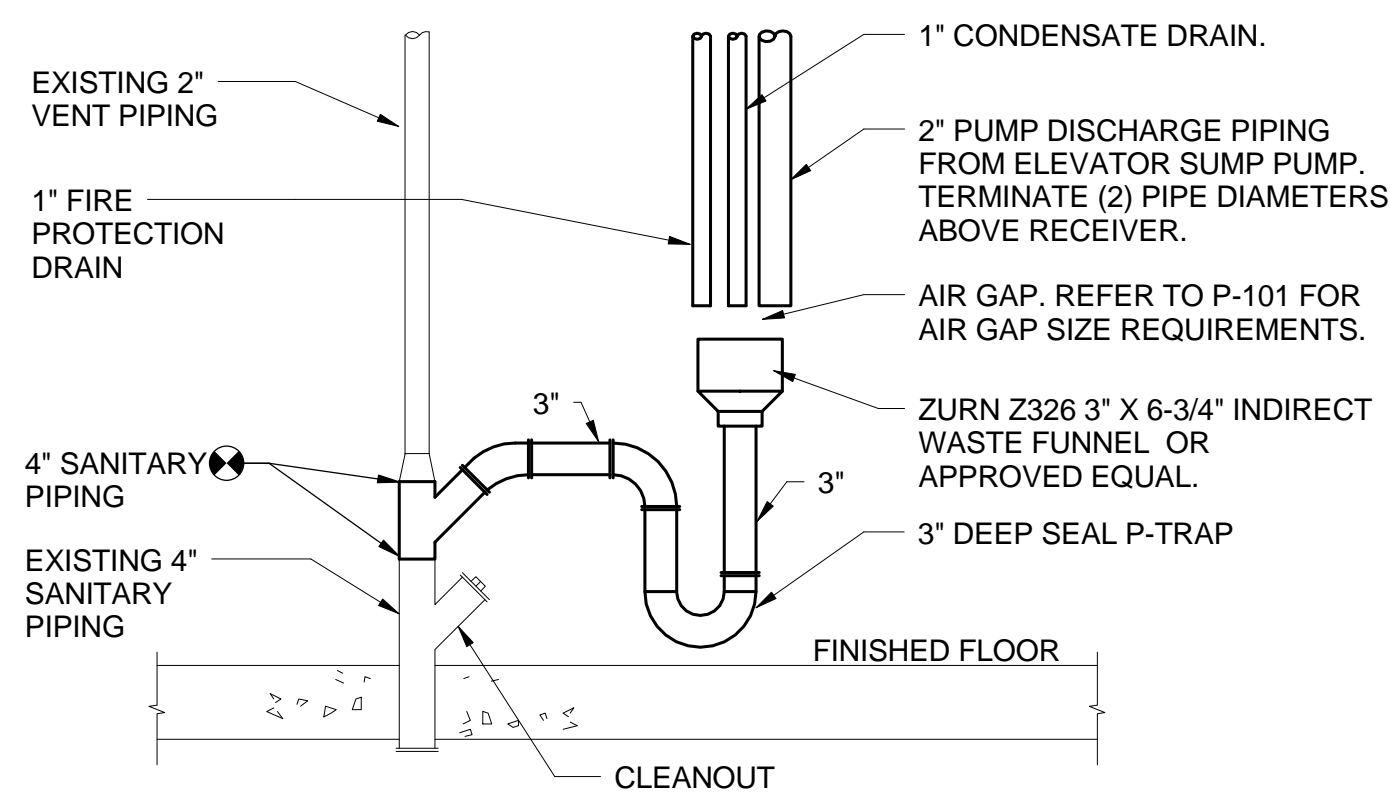


WARNING:
THE ALTERATION OF THIS MATERIAL IN ANY WAY, UNLESS DONE UNDER THE DIRECTION OF A COMPARABLE PROFESSIONAL, I.E. ARCHITECT FOR AN ARCHITECT, ENGINEER FOR AN ENGINEER OR LANDSCAPE ARCHITECT FOR A LANDSCAPE ARCHITECT, IS A VIOLATION OF THE NEW YORK STATE EDUCATION LAW AND/OR REGULATIONS AND IS A CLASS 'A' MISDEMEANOR.

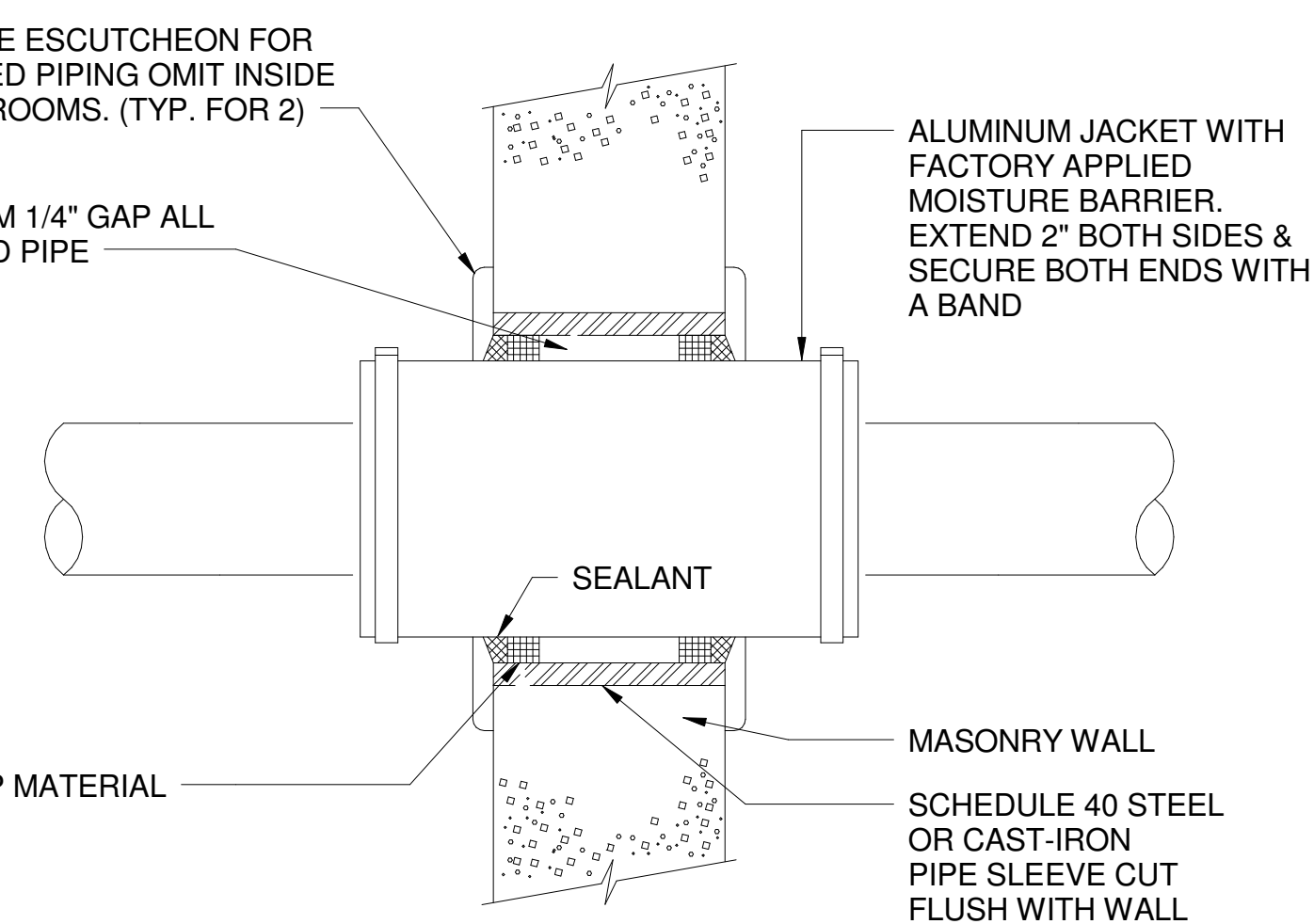
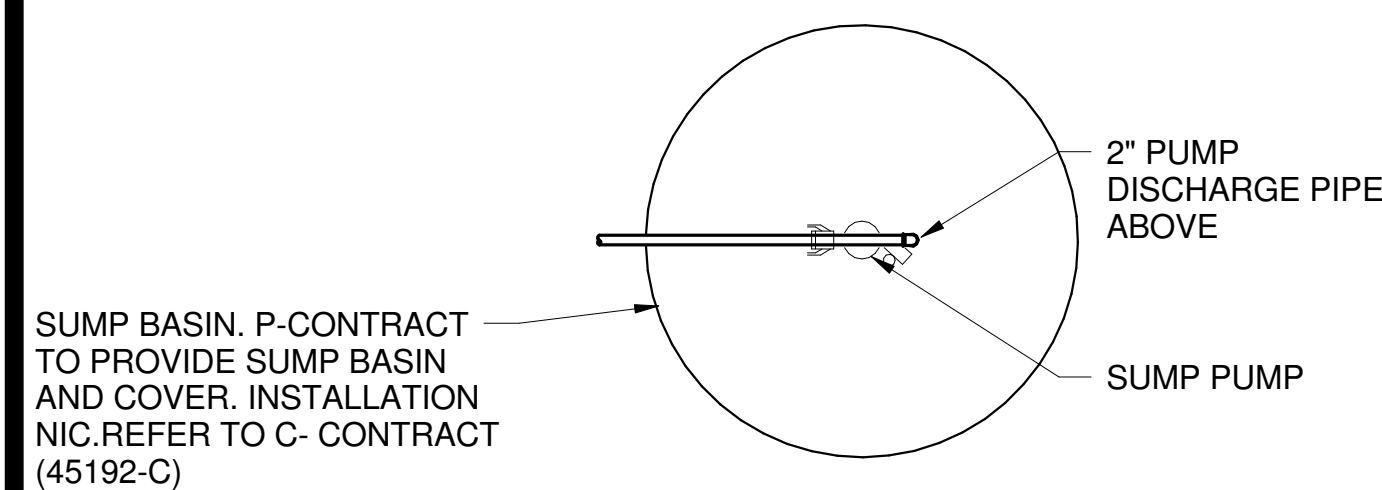
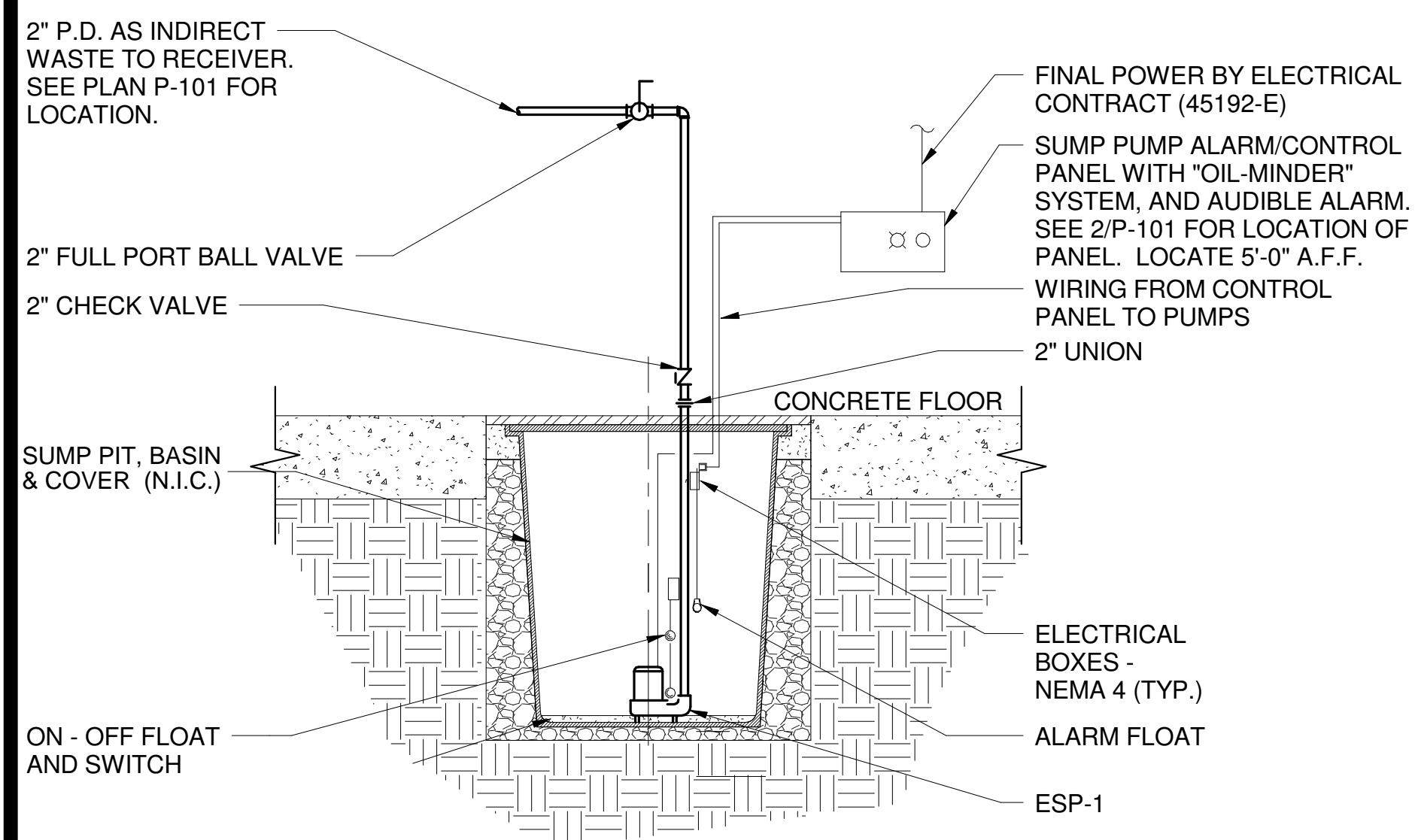


CONSTRUCTION
TITLE: REHABILITATE ELEVATOR BUILDING NO. 82
LOCATION: GROVELAND CORRECTIONAL FACILITY 7000 SONYEA ROAD, ROUTE 36 SONYEA, NY 14556-0050
CLIENT: DEPARTMENT OF CORRECTIONS AND COMMUNITY SUPERVISION

MARK	DATE	DESCRIPTION
	DECEMBER 12, 2016	ADDENDUM NO. 1
	OCTOBER 14, 2016	BID DOCUMENT
PROJECT NUMBER:	45192 - C	
DESIGNED BY:	MTC	
DRAWN BY:	PDD	
FIELD CHECK:	MTC/PDD	
APPROVED:	RAS	
SHEET TITLE: DOOR TYPES & DETAILS REVISED DRAWING		
DRAWING NUMBER: A-601		
SHEET 18 OF 33		



1 INDIRECT WASTE CONNECTION
P-001 NOT TO SCALE



- KEYED NOTES:**
- FOR GYP. BOARD WALLS PROVIDE MIN. 16 GAUGE GALV. STEEL SLEEVE W/ LOCK-TYPE LONGITUDINAL SEAM. OMIT ALUMINUM JACKET IF PIPING IS UNINSULATED.
- GENERAL NOTES:**
- FOR RATED WALLS, INSTALL APPLICABLE UL LISTED THROUGH-PENETRATION FIRESTOP SYSTEM.

3 INTERIOR WALL PIPE SLEEVE
P-001 NOT TO SCALE

DIG SAFELY:

P-CONTRACTOR SHALL BE RESPONSIBLE FOR VERIFICATION OF ALL UNDERGROUND UTILITY LOCATIONS AND PROVIDE ALL PROTECTIVE MEASURES FOR EXCAVATION AND UNDERGROUND UTILITY WORK.

CALL:
DIG SAFELY: 1-800-962-7962

A MINIMUM OF TWO (2) DAYS PRIOR TO COMMENCING WITH EXCAVATION.

PLUMBING GENERAL NOTES:

- P-CONTRACTOR IS RESPONSIBLE FOR PROPER FIELD FITTING AND QUANTITY OF WORK. TAKE FIELD MEASUREMENTS AS REQUIRED AND BE RESPONSIBLE FOR FITTING NEW CONSTRUCTION TO EXISTING CONSTRUCTION. P-CONTRACTOR SHALL BE RESPONSIBLE TO REPAIR ANY EXISTING CONDITIONS DISTURBED OR DAMAGED DURING CONSTRUCTION TO MATCH EXISTING SURFACE CONDITIONS.
- P-CONTRACTOR IS RESPONSIBLE FOR SITE INVESTIGATION PRIOR TO START OF WORK TO REVEAL EXISTING CONDITIONS.
- EXAMINE ALL DRAWINGS AND SPECIFICATIONS AND COORDINATE WORK WITH ALL OTHER TRADES.
- PROVIDE ALL CUTTING, PATCHING, AND FIRESTOPPING REQUIRED TO ACCOMPLISH WORK SHOWN. PATCH AND SEAL OPENINGS TO MATCH ADJACENT EXISTING WALLS, FLOORS, CEILINGS, ETC. UNLESS OTHERWISE INDICATED. CONCEAL ALL WORK IN FINISHED AREAS UNLESS OTHERWISE INDICATED OR DIRECTED BY THE DIRECTOR'S REPRESENTATIVE.
- THE P-CONTRACTOR SHALL FIELD VERIFY ALL LOCATIONS, DIMENSIONS, AND EXISTING CONDITIONS (PIPING, DUCTWORK, EQUIPMENT, STRUCTURAL ELEMENTS) PRIOR TO STARTING WORK. THE P-CONTRACTOR SHALL COORDINATE INSTALLATION OF EQUIPMENT, PIPING AND DUCTWORK WITH EXISTING CONDITIONS AND OTHER TRADES. PROVIDE FITTINGS, TRANSITIONS, OFFSETS, ELEVATION CHANGES, ETC. TO MINIMIZE CONFLICTS WITH EXISTING CONDITIONS.
- THE DRAWINGS ARE SCHEMATIC IN INTENT. P-CONTRACTOR SHALL PROVIDE ALL MATERIALS, EQUIPMENT, AND LABOR NECESSARY FOR A COMPLETE INSTALLATION. ADJUST THE LOCATION OF ALL PIPING, EQUIPMENT AND CONNECTIONS TO ACCOMMODATE ACTUAL CONSTRUCTION CONDITIONS ENCOUNTERED; OBTAIN APPROVAL FROM THE DIRECTOR'S REPRESENTATIVE FOR ALL CHANGES. IN ALL CASES EQUIPMENT AND DEVICES SHALL BE FULLY ACCESSIBLE.
- PROVIDE ALL EQUIPMENT AND SYSTEMS IN COMPLETE COMPLIANCE WITH GOVERNING CODES AS RECOGNIZED BY THE AUTHORITY HAVING JURISDICTION. COMPLY WITH MANUFACTURERS INSTALLATION INSTRUCTIONS AND SPECIFICATIONS.
- ALL PHYSICAL ATTRIBUTES OF EQUIPMENT AND DEVICES ARE BASED ON THOSE MANUFACTURERS LISTED IN THE SPECIFICATIONS AND/OR THE EQUIPMENT SCHEDULES. THE RESPECTIVE CONTRACTORS ARE RESPONSIBLE FOR ALL CHANGES BROUGHT ABOUT BY THE USE OF ITEMS BY OTHER MANUFACTURERS AT NO ADDITIONAL COST TO THE CONTRACT. THE DIRECTOR'S REPRESENTATIVE HAS RESERVED THE RIGHT TO REJECT ITEMS BY OTHER MANUFACTURERS FOR REASONS INCLUDING, BUT NOT LIMITED TO, THOSE ITEMS NOT MATCHING THE PHYSICAL ATTRIBUTES OF THE MANUFACTURERS LISTED.
- DO NOT SCALE DRAWINGS: REFER TO FIELD VERIFIED DIMENSIONS TO DETERMINE EXACT LOCATION AND LENGTH OF ALL PIPING AND EQUIPMENT INSTALLED.
- LOCATE PIPING TO PREVENT FREEZING. DO NOT LOCATE ANY WET PIPING IN EXTERIOR WALLS OR IN UNHEATED SPACES.
- PROVIDE FIRE STOPPING MATERIAL WHERE PIPING PENETRATES FIRE RATED WALLS, FLOORS, AND DECKS.

PUMP SCHEDULE

PLAN DESIGNATION	TYPE	MANUFACTURER MODEL NO.	LOCATION	FLOW RATE (GPM)	HEAD (FT.)	ELECTRICAL DATA			NOTES
						HP	RPM	VOLTS/PH	
ESP-1	ELEVATOR SUMP PUMP	HYDROMATIC ODS-OSP 50 M1 OR EQUAL	BASE OF ELEVATOR SHAFT	50	30	1/2	3450	120/1/60	1, 2

NOTE:

- PROVIDE BALL VALVE AND CHECK VALVE IN 2" PUMP DISCHARGE.
- PROVIDE SUMP PUMP CONTROL PANEL.

PLUMBING ABBREVIATIONS LIST

AFF	ABOVE FINISH FLOOR
CO	CLEANOUT
CI	CAST IRON
C	COLD WATER
DN	DOWN
DWG	DRAWING
IW	INDIRECT WASTE
INV.	INVERT
NTS	NOT TO SCALE
SAN	SANITARY
TYP	TYPICAL
WCO	WALL CLEANOUT

PLUMBING LINE TYPES

— SAN —	SANITARY SEWER (SAN)
— ST —	STORM (ST)
— PD —	PUMP DISCHARGE (PD)
— SAN —	EXISTING SANITARY SEWER (SAN)
— ST —	EXISTING STORM (ST)
— — —	PIPE REMOVAL

PLUMBING SYMBOL LIST

	BALL VALVE
	CHECK VALVE
	UNION OR FLANGE
	WALL CLEANOUT (WCO)
	DEMO KEYED PLUMBING NOTE
	KEYED PLUMBING NOTE
	PIPE RISER - ELBOW UP
	PIPE RISER - ELBOW DOWN
	DROP CONNECTION, RISE CONNECTION
	DIRECTION OF FLOW
	CAP OR PLUG
	POINT OF REMOVALS
	POINT OF CONNECTION
	CLEANOUT (CO)
	CONCENTRIC REDUCER

WARNING:

THE ALTERATION OF THIS MATERIAL IN ANY WAY, UNLESS DONE UNDER THE DIRECTION OF A COMPARABLE PROFESSIONAL, I.E. ARCHITECT FOR AN ARCHITECT, ENGINEER FOR AN ENGINEER OR LANDSCAPE ARCHITECT FOR A LANDSCAPE ARCHITECT, IS A VIOLATION OF THE NEW YORK STATE EDUCATION LAW AND/OR REGULATIONS AND IS A CLASS 'A' MISDEMEANOR.



PLUMBING

TITLE: REHABILITATE ELEVATOR BUILDING NO. 82

LOCATION: GROVELAND CORRECTIONAL FACILITY 7000 SONYEA ROAD, ROUTE 36 SONYEA, NY 14556-0050

CLIENT: DEPARTMENT OF CORRECTIONS AND COMMUNITY SUPERVISION

MARK	DATE	DESCRIPTION
	DECEMBER 12, 2016	ADDENDUM NO. 1
	OCTOBER 14, 2016	BID DOCUMENT
PROJECT NUMBER:	45192 - P	
DESIGNED BY:	EJV	
DRAWN BY:	EJV	
FIELD CHECK:	MJS	
APPROVED:	RDM	

SHEET TITLE: REVISED DRAWING NOTES, ABBREVIATIONS, DETAILS AND LEGENDS

DRAWING NUMBER: P-001