

NEW YORK STATE

ENWORK
PRICE LIST V18

EFFECTIVE 4.01.22 | REVISED 3.13.23



WWW.ENWORK.COM | DESIGNTTEAM@ENWORK.COM | ORDERS@ENWORK.COM

Tables + Support Furniture
Benching Environments

Laminate Casegoods
Steel Casegoods

Revisions

- Price correction for LTPV48.
- Price reductions for Odyssey.
- Foundation Trough Door Kit Cut Out charge increase
- Tubular Folding Straight Legs price increase
- Disc base chrome upcharge increased
- Added counter height Emerson bases
- Proxi replaced by Proxi 2.0
- Bronze paint has been culled
- Power/Data Unit changes
- Standard Wilsonart Laminates replaced by Formica
- Price reductions for Cambria quartz tops
- Price correction for NEWR48BL
- Milan, Capri, and Monaco have been culled
- Upcharge increase for special paint
- Select Tubular legs have been culled
- Sensation Folding and Bar Height X bases have been culled

INTRODUCTION

COM Yardage	16-17
Contact Information - Sales and Customer Service Center	11
Damages and Returns	15
Finish Edge and Color Defaults	23
Freight and Minimum Quantities	13
Shipping Claims and Damages	15
GSA and State Contracts	11
Index by Part Number	450
Lead Times	13
Lock Program	18
Ordering and Shipping	12-13
Pricing Policy	13
Product Information	22-23
Specifications	30-32
Tables of Contents	
By Application and Product Type	6
By Enwork Product Line	3
Terms and Conditions	13
Warranty	14-15

Note: For the most current information go to www.enwork.com

CONTENTS BY PRODUCT NAME
FOR CONTENTS BY PRODUCT TYPE, SEE PAGE 6

Adventure™	76-82
Affinity™ Laminate Casegoods	312-333
Alkalign	86-96
Ambition™	372-390
Apex™ Steel Casegoods	
Desks and Desk Shells	302-309
Mobile Storage	299, 366
Storage	292-301, 366
Apron	98
Concurrence™	
Conference Base Assemblies and Bases w/ Build-Your-Own Bases & Beam Trough Kits	100-105
Video Sharing (VS) Tables	106
Disc Bases	108-109
eBench™	
Tables	110
Benching Environments	392-403
Edge	
Desktop Screens	346-348
Deskwrap Screens	350-352
Emerson	112-113
Equilibrium™	
Tables	114-119
Credenzas	236
Expanse	
Tables	120
Credenza	254- 261
Foundation™	

CONTENTS BY PRODUCT NAME

FOR CONTENTS BY PRODUCT TYPE, SEE PAGE 6

Conference Bases and Base & Trough Assemblies	122-135
Credenzas	238
Lecterns	240
Foundation EX	
Tables	132
Credenzas	254-261
Grid™ Benching Environments	404-437
Impression™	
Set Screw Adjustable-Height Table Bases and Legs	140, 142
Conference TT- Legs	138
Credenzas	242, 254-261
Flipping	137
Folding Legs	136
Occasional Tables	166
Powerlex Training Tables	141
Straight, C-, T-, X-, and O-legs	136, 139, 142-143
Kinsey	
Dining	146
Occasional	166
Latitude Screens	354
Landing™	148-153
Landscape Storage	364-365
Ligouri	
Beverage & Hospitality Carts	245
Conference Bases	154-159
Credenzas	254 - 261
Freestanding Screens	247
Lecterns	263
Monitor Mast & Monitor Mount	246
Occasional Bases	166
Picnic Benches	248-249
Shelving	250-251
Touchdown Bases	160-161
X-Base	162
Lockers	368 - 370
Lugano™	164-165
Occasional Tables	166-168
Odyssey	
Tables	170
Credenzas	254-261
Oh Hey!	172 - 174
Perimeter™ Whiteboards	287
Power Data Assemblies	222-234
Proxi Plus	176
Proxi Electric Base	177
Ritz™	180
Sawhorse	182
Sensation™	
C-, T-, and X-legs	184, 186-187
Credenzas	254-261
Conference Bases	184, 188
Flipping and Nesting Legs and Bases	185
Folding Legs	184
Lecterns	263

CONTENTS BY PRODUCT NAME
FOR CONTENTS BY PRODUCT TYPE, SEE PAGE 6

Screens, Modesty Panels & Accessories	280-286
Skyline Screens	356-357
Solano™	
Conference TT- Legs	191
Fast Crank	196
Flipping and Nesting Bases	190
Folding Legs	189
Set Screw	192
Straight, C-, T-, and X-legs	189, 192, 194-195
Square/Rectangle Bases	108
Stack-On Screens	358
Statement™ Bases	198
Stealth™	
Conference Table Base and Trough Assemblies	200-201
Credenzas	252
Table Tops	36-73, 336-344
Tangent	
Occasional	167
Laptop Table	244
Tubular	
Adjustable-Height Table Bases	203
Folding & Flip Legs	202-203
Straight, C-, H-, T-, TT-, and X-Legs	202-203
Universal Support Furniture	
Cabinets	264
Carts	264
Laptop Table	244
XTB4 Adjustable-Height Flexible Benches	438-448
Zori®	
Conference Bases	206, 216-217
Credenzas	254-261
Flip Bases	208-210, 215
Folding Bases	206
Freestanding Screens	276-279
Lecterns & Command Centers	263, 268-271
Media Center	220
Mobile Whiteboards & Monitor Stands	274
Monitor Lift Tables	218-219
Occasional Tables	166
Powerlex Training Tables	213
Straight, C-, T-, Y-, and X-Legs	206-207, 210-212, 214
Teacher Desk	272-273

CONTENTS BY PRODUCT TYPE
 FOR CONTENTS BY PRODUCT NAME, SEE PAGE 3

Benching Systems	
Height Adjustable Workstations (Crank, Electric)	176-178, 196, 442-445
Benching Systems	380 - 382, 398-399, 414-433, 442-445
Beverage Carts	245, 264
Bookcases	
Laminate/Wood	250, 327, 333, 364
Steel	294
C-Leg	139-141, 187, 192, 202, 211-213
Cable Managers	234, 363, 386
Command Centers	269 - 271
Combination Cabinets	
Laminate	327, 332, 364
Steel	292
Conference Bases	98, 100 - 105, 110, 112-120, 130-132, 154-161, 164-165, 170, 188, 198-201, 216-217
Conference Bases with Troughs	84-97, 122-128
Corner Cabinets	264, 333
Credenzas	236, 238, 242, 252, 254-261, 266
Desks	
Laminate	272-273, 314-321
Steel	302-309
Disc Bases	108-109
Double Door Cabinets	
Laminate	327-328
Steel	296
Drum Bases	134-135
Flip Bases/Tables	137, 145, 180, 185, 190, 203, 208-210, 215
Folding Legs	136, 184, 189, 202-203, 206
Ganging Brackets	286
H-Legs	202
Height-Adjustable	
Crank	196
Electric	176-177, 442-445
Pin	203
Pneumatic	108, 144
Set-Screw	140, 142, 192
Tables	176-178, 196
Workstations	176, 442-445
Industrial	76-82
Laptop Tables	244
Lateral Files	
Laminate	327-328, 364
Steel	293
Lecterns	240, 263, 268
Lockers	368-370
Modesty Panels	281-285, 362
Monitor Lift Tables	218-220
O-Legs	143

CONTENTS BY PRODUCT TYPE

FOR CONTENTS BY PRODUCT NAME, SEE PAGE 3

Occasional Bases	166-167, 172-173
Pedestals	
Laminate	327, 367
Steel	299, 366-367
Power & Data	222-234
Private Offices	
Laminate Desks & Storage	314-333
Steel Desks & Storage	292-309
Reception Desks	322
Rectangle/Square Bases	108
Refrigerator	238
Sawhorse (angled)	97, 182
Screens	
Desk Mount	280-282, 346-352, 357, 360-362, 390
Freestanding/Floor	247, 276-279, 354
Bench Seating	248
Straight Legs	142, 186, 203, 211
T-Legs	136, 138, 184, 189, 191, 202, 206-207, 212
Table Carts	286
Team Tables	148-150
Tops	
Conference	44-61
Credenza Toppers	74-75, 262
Occasional Toppers	168, 174
Open Plan/Benching Workstations	336-344, 400
Training & Small	36-43, 62-73
Towers	
Laminate	330-331, 364
Steel	298
Video Sharing Tables & Masts	106, 204-205, 246
Whiteboards	274, 287
X-Bases	144-146, 162, 186, 194-195, 203, 210
Y-Legs	214

Notes

Notes

Notes

ENWORK

www.enwork.com

800.815.7251

Enwork Sales, Customer Service, & GSA Information

Sales and Customer Service Center

Enwork

12900 Christopher Drive

Lowell, MI 49331

TEL 800.815.7251 FAX 616.987.9446 (8 a.m. to 5:30 p.m. EST)

www.enwork.com

info@enwork.com | designteam@enwork.com | orders@enwork.com | literature@enwork.com | gsainfo@enwork.com

GSA Customer Information

For questions, email gsainfo@enwork.com or call customer service at 800.815.7251. See the GSA Price List on www.enwork.com/government for an exact listing of products.

Maximize your dollar further without sacrificing aesthetic design, quality or service with Enwork.

We are pleased to offer our products and services to government, state, and non-state agencies through several state contracts and our GSA Schedule GS-28F-0028U.

Online access to contract ordering information, terms and conditions, and up-to-date pricing is accessible at www.enwork.com/government.

If you have any questions regarding contract specifics:

Contact Customer Service at 800.815.7251

Email gsainfo@enwork.com

Or email one of the contacts provided at <http://enwork.com/government/enwork-contacts/>

FSC Class 7100 – Office Furniture

Contractor: ASSA Group, Inc.

Ordering Address:

12900 Christopher Dr., c/o Participating Dealer (if applicable)

Lowell, MI 49331

Contract Number: GS-28F-0028U

Contract Period: June 4, 2008 through June 3, 2023

Business Size: Small

Cage Code: 4N2C2

DUNS: 166580121

EIN: 20-4467006

NAICS No: 337211 (Primary), 337214

Actively registered in System for Award Management (SAM)? Yes

Electronic Pricing, SIN categories, and additional information available at: <http://1.usa.gov/WcICL3>

Ordering and Shipping

Order Information

Order Processing

Orders are processed by fax (616-987-9446) or email (orders@enwork.com)

Acknowledgments

All orders will be acknowledged within 48 hours unless clarification, special engineering, or material sourcing is needed. Orders will be accepted, manufactured and invoiced based upon the information and terms on the acknowledgment. If there is any discrepancy, it is the responsibility of the dealer to notify our Customer Service department immediately at 800-815-7251.

Quoting Department

- > For any special provisions, requests, or pricing questions, submit an email to designteam@enwork.com and our department will work quickly and efficiently to answer your questions.
- > Quotes are typically turned around within 48-72 hrs.

Changes and Cancellations

Change or cancellation requests must be made in written form. Orders may not be changed or canceled without the written consent of Enwork. It's always best to contact Enwork immediately if a change or cancellation is being considered. Changes or cancellations are subject to the following fees.

- > Orders shipping within 7 business days that include built-to-order products, are subject to charges equal to 100% of each order line.
- > Orders shipping more than 7 business days: Dealer will be responsible for any manufacturing costs incurred as well as a \$250 (net) change/restock fee.

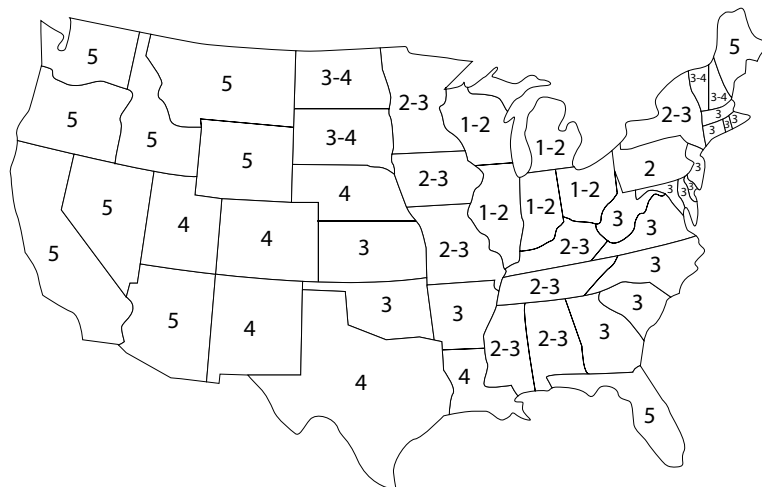
Product Lifecycle

Enwork reserves the right to make changes in product design, or detail, and to discontinue any product or material without notice. Enwork will make a good faith effort to maintain product compatibility within our various generations of product platforms to provide our customers with spaces that adapt to change. Enwork's non-obsolescence policy commits to provide our customers with products of comparable function or operational characteristics for a term equal to the warranty period.

Shipment of Goods

Enwork ships products in the most efficient manner. Direct shipments and arrival appointments are available upon request for large orders that warrant full truck load shipment. These appointments are occasionally delayed by unforeseen circumstances, including traffic, equipment problems, inclement weather, and local limitations for large trailers. Enwork is not liable for carrier-related delivery issues. For shipments less than a truck load in size, Enwork will work with carriers to try to meet specific delivery date requests. Enwork does not guarantee arrival times for small orders (less than a truckload (LTL)). Delivery by appointment (e.g. 9:00 am) is possible for an upcharge. Most of Enwork's LTL carriers can provide a 2-4 hour window in advance for delivery. Standard deliveries are made Monday through Friday between the hours of 8:00am and 5:00pm. The receiving party is responsible for unloading all freight at time of delivery. Failure to take delivery will result in additional reconsignment and freight charges. If your delivery requires special accommodations not outlined here (e.g. driver assist), please contact Enwork prior to shipment. Accommodations may carry an upcharge.

Transit Time Guide (in business days – not guaranteed)



International Shipping

Enwork will drop ship to any US port of embarkation (excluding Alaska & Hawaii) and will not be responsible for any additional packaging required after that point. Products that come standard assembled can be shipped knock-down (KD) upon request. Enwork will provide estimated weight & cube, but the dealer or freight forwarder is responsible for all customs/shipping paperwork as well as marine insurance. Product title transfers at port of embarkation.

Ordering and Shipping

Storage of Completed Orders

Enwork does not have room to store product beyond the acknowledged ship date. In the event that a customer cannot accept delivery of a finished order, prior to shipment the customer can request that the order be shipped to an alternate address. In the event that no alternate address is provided, Enwork may choose to send the product to a storage facility. The customer will be responsible for charges associated with storage (including transportation to storage) as well as damage or loss risks.

Standard Freight and Minimum Quantity Terms

- > Product is FOB Enwork freight prepaid in the continental United States. Title passes to dealer when it leaves our dock. Standard delivery procedure includes transportation of the shipment to the destination loading dock to be unloaded by the consignee. Truck drivers are required only to bring merchandise to the tailgate of their vehicle. Consignee must be present to inspect and sign for the delivery. If the consignee is not available at time of delivery, additional delivery fees such as storage charges and/or re-delivery may be assessed.
- > Orders less than \$1500 net are assessed a \$150 net freight fee with one exception.
 - > There is no freight fee for orders less than \$300 net that can be sent FedEx Ground (e.g. small legs, brackets, etc.).
 - Orders over \$500 net shipping via FedEx Ground have a \$75 freight fee.

Lift Gate and Special Freight Services

Requests for lift gate service, inside delivery, or special services/equipment (e.g. box trucks in big cities) may require additional shipping fees. Fees for lift gate service on small orders that fit on a box truck are \$200. Fees for lift gates on larger orders that require a full 53-foot truck will be higher and must be quoted on a case-by-case basis. Lift gate options on full-trucks only exist on a small percentage of trucks thus driving incremental shipping costs that will be billed on a per-order basis. Call your customer service representative for more information.

Lead Time

Lead times vary. For current lead times and a list of Quick Ship products, consult Resources/Dealer Support at www.enwork.com. LEAD TIME DATE CALCULATION BEGINS AFTER RECEIPT OF A CLEAN ORDER. A significant amount of orders arrive at Enwork missing information to process the order so please review your order carefully. An accelerated lead time is available. Enwork will notify you of the anticipated ship date on your Order Acknowledgment.

Terms and Conditions

Exclusive Application of Terms and Conditions. These terms and conditions apply to all sales and related dealings between you, the customer ("Buyer"), and ASSA Group, Inc., dba Enwork, a Michigan corporation ("Seller"). No additional or contrary terms, whether contained in an order, acknowledgment, or other document from Buyer, shall be binding upon Seller unless agreed to in writing signed by an authorized officer of Seller, and Seller expressly rejects all such additional or contrary terms as may be contained in Buyer's documents. Seller's performance is conditioned on Buyer's unmodified consent exclusively to these Terms and Conditions. BUYER'S ACCEPTANCE OF ANY TENDER OF DELIVERY CONSTITUTES ACCEPTANCE OF ALL OF THESE TERMS AND CONDITIONS.

Price, Payment & Delivery. All prices are those indicated on this document or a separate term sheet incorporated by reference. If pricing is based on Buyer purchasing a certain quantity of goods and Buyer subsequently reduces the quantity purchased, whether by return, cancellation or otherwise, the pricing will be adjusted based on the amount actually purchased. The price and terms of this Agreement are confidential and Buyer shall not disclose them to any person or entity without Seller's written consent, other than to essential personnel. Seller reserves the right at any time to demand payment in advance of shipment. Prices are subject to change at any time without notice. Prices do not include handling or taxes, and Buyer is responsible to pay all taxes of any type or kind regardless of whether collected by Seller. The purchase price is due and payable 30 calendar days from the date of invoice or the date of delivery, whichever is sooner. Seller may refuse to ship where Buyer is in default under this Agreement or any other agreement between the parties. Any payments not timely received by Seller will accrue interest at a rate of 1.5% per month, unless not permitted by law, in which case the interest charge shall be the highest rate permitted by law. In order to ensure payment, and in addition to all security interests granted by operation of law, Buyer grants Seller a security interest in all items sold pursuant to this Agreement and agrees to allow Seller to sign all documents allowing Seller to perfect this security interest. In the event that such items could be deemed to be inventory, Buyer agrees to allow Seller to do all things necessary to perfect its security interest including, but not limited to, notifying existing secured parties and filing a financing statement prior to delivery of the goods. If any payment required under this Agreement is past due, Buyer shall be in default and Seller may exercise all of its legal rights and remedies, including those set forth in Articles 2 and/or 9 of the Uniform Commercial Code. Delivery is F.O.B. Seller's point of shipment. Title passes on Seller's delivery to the carrier. Delivery dates are estimates only, and Seller is not responsible for any delays of any type or kind. Seller may cancel this Agreement without advance notice in the event of Buyer's breach, for failure to give adequate assurances of future performance after Seller's request for such assurances, or for any other reason in Seller's sole discretion. If Buyer terminates this Agreement, it shall only do so on 30 days advanced written notice, and Buyer will remain liable to Seller for all costs, commitments and liabilities incurred by Seller while fulfilling its obligations under this Agreement, including overhead allocated by Seller to such costs and Seller's anticipated profit from this Agreement. If this Agreement is placed in the hands of an attorney for collection of any amounts due, Buyer shall pay all of Seller's actual attorneys fees and costs of collection.

Warranty

Exclusive 12 Year Limited Warranty

Enwork warrants that the goods shall be free from defects in materials or workmanship for a period of twelve (12) years except as follows. Proxi Electric bases are warranted for a period of seven (7) years. Taper edge (contour laminate) worksurfaces, height-adjustable tables, electrical components, pneumatic cylinders, traditional key and lock cores, drawer slides, and glides are warranted for a period of five (5) years. Universal Locker digital and mechanical locks are warranted for a period of two (2) years. Casters are warranted for a period of one (1) year. There is no warranty for "self-edge" chipping or peeling, or on refrigerators.

Upholstery fabrics, vinyl, and polyurethanes are warranted from defects in material and workmanship for five (5) years. Customer's own materials (COM) are not covered by this warranty. Consult with upholstery materials suppliers for performance criteria and suitability of individual materials. Textiles and laminates are sold subject to minor variations of color. Since textiles vary in weave, thickness and memory, some creasing and/or gathering may occur during the upholstery application process. Because leather is a natural product, variations of texture are common and should be expected.

This warranty excludes any type of misuse, abuse, as well as ordinary wear and tear.

Pursuant to this warranty, if a product fails under ordinary use as a result of a defect in materials or workmanship, Enwork will, at its option, (a) repair the affected product at no charge, (b) replace the affected product at no charge with a new or refurbished product of comparable function, performance, and quality, or (c) refund the original purchase price for the affected product if repair or replacement is not commercially practicable or cannot be completed in a timely manner. This warranty applies solely to the original Buyer with the period starting on the date of shipment, and only for products shipped to and sold for use in the U.S. and Canada. This is Enwork's sole and exclusive warranty, and the Buyer waives all others.

The foregoing warranty shall not apply to damage caused under the following circumstances: (a) damage caused during shipping (this will be handled under separate terms); (b) modifications or attachments to the product that are not Enwork approved; (c) products that were not installed, used or maintained in accordance with product instructions and normal industry practice; (d) products used for rental purpose; (e) damage caused by misapplication of cleaning product; (f) natural variations in wood grain, color, texture, figure, or the presence of character marks; or (g) changes in surface finishes due to aging or exposure to light; or (h) damage, marking, or staining of veneer surfaces due to contact with rubber or similar compounds, damage from sharp objects, or imprinting from writing instruments. If a damaged product is repairable, Enwork may, at its option, permit the Buyer to repair the item and Enwork will issue a credit to the Buyer in accordance with Enwork's repair allowance schedule.

Warranty Disclaimer. Enwork expressly and unconditionally disclaims any and all warranties, express or implied, including but not limited to any warranties of fitness for a particular purpose or merchantability, or warranties based on oral representations from Enwork's personnel or agents, affirmations, models, drawings, samples, promotional literature whether in print, on the internet or in any other format or media.

Limitation of Liability. Enwork's maximum cumulative liability to buyer shall not exceed the purchase price of the goods claimed defective. In no event shall Enwork be liable for any indirect, incidental, special or consequential damages of any type or kind, including but not limited to lost profits, lost business opportunities or lost goodwill, relating to the goods sold hereunder, their installation or use, whether in contract, tort pursuant to statute or otherwise, even if Enwork has been advised of the possibility of such damages.

Indemnity. Buyer shall indemnify and save Enwork harmless from and against all claims of any type or kind for personal injury or property damage, including all costs and attorney's fees, made or alleged as a result of Buyer in any way or manner incorporating or installing any item purchased herein into another product manufactured, assembled, sold or marketed by Buyer.

No Design or other services provided. This agreement involves the sale of goods only. Buyer does not hire Enwork to perform any design services or for the production of any drawing or other media relative to the goods sold pursuant to this Agreement or Buyer's end product. To the extent that Enwork offers any advice or produces any drawings or other media, Enwork does so as a courtesy to the Buyer and Buyer agrees that it will not rely on such advice, drawing or other media and Enwork shall not be liable for any matter arising from such advice, drawings or other media. Buyer shall have no recourse against Enwork for any services of any type or kind. Buyer shall be solely and exclusively responsible for use and/or installation of all items purchased herein. The items sold herein are based on Buyer's descriptions and Buyer bears sole responsibility for ensuring that the products sold meet Buyer's needs and expectations and are suitable for Buyer's intended use. Enwork is not responsible for Buyer's inaccurate or inadequate design or Buyer's furnishing of incorrect information.

Correction of Errors. Enwork shall have the right to correct any errors, whether clerical or mathematical, which are contained in this Agreement or any term sheet or invoice.

Warranty, Returns and Allowances, and Pricing

(Warranty Continued)

Disputes. All disputes of any type or kind, shall be determined by a court of competent jurisdiction which is situated in Kent County, Michigan. Buyer irrevocably consents to such exclusive venue and jurisdiction.

Miscellaneous. Buyer shall not assign any rights under this Agreement without the prior written consent of Seller. Failure to exercise any rights under this Agreement shall not constitute a waiver and a waiver on one occasion will not constitute a waiver of the same item on any subsequent occasion. No waiver or amendment to this Agreement shall be effective unless it is in writing and signed by authorized representatives of both parties. Paragraph headings are for reference only and are of no legal force or effect. All notices shall be provided to the addresses set forth in this Agreement and if none is provided, to the party's resident agent in the state of incorporation or organization. This Agreement shall be governed by the law of the State of Michigan without regard to any conflicts of law principles. Wherever possible, all terms shall be interpreted consistently. In the event of a conflict with regard to price, payment terms or delivery, the typed provisions on a separate or attached term sheet shall control over the printed provisions on this Agreement. For any other conflict, these Terms and Conditions shall control. No usage in trade shall create a conflict with the terms of this Agreement. Seller reserves the right to correct any typographical errors anywhere in this Agreement. A facsimile signature or a legally valid electronic substitute for a signature shall bind Buyer. If any provisions are determined to be unenforceable, the remainder of the Agreement shall remain in full force and effect.

Entire Agreement. This is the complete and exclusive statement of the terms and conditions relating to the subject matter of this Agreement and all negotiations and representations, if any, made prior to the execution of this Agreement are merged into this Agreement. Seller shall not be bound by any agent's or employee's representations, promises, or inducements not set forth in this writing unless such representation, promise or inducement is set forth in writing, dated subsequent to this Agreement, and signed by an authorized officer of Seller.

Product Issue Instructions

Shipping Damages and Claims

Should you receive any portion of a shipment in damaged condition, either apparent or concealed, it is the duty of the customer to note any suspected damage on the carrier's delivery receipt, to accept the damaged goods, and to contact Enwork immediately to begin the freight claim process. Do not install damaged product. All damaged product and packaging must be retained until the freight claim is settled. Failure to retain damaged product and packaging will result in a transfer of liability from Enwork to the customer. Enwork will not warranty custom one-piece tops over 96" from freight damage. **Concealed Damage:** Freight damage must be reported to Enwork within 5 days of receipt. Failure to report freight damage within this timeframe will result in a transfer of liability from Enwork to the customer. Claims and questions can be submitted to info@enwork.com

Defective Products

Enwork may request samples, photos, or videos demonstrating the defect. No merchandise shall be returned or scrapped without prior approval from Enwork. All unauthorized returns may be refused by Enwork and returned to the customer. Credit or reimbursement will be issued for the original purchase price or a replacement will be sent. Enwork reserves the right to request the return of any or all defective products. Enwork also reserves the right to repair defects in the field with an Enwork-provided repair team.

Repair Authorization

Requests for Enwork funded repairs by Enwork dealers must be submitted in writing prior to repair work. Repairs made without Enwork's consent will not be funded. Repair costs for warranty or defect issues must be reasonable.

Credit for Returned Goods

Credit will not be honored for returned merchandise until all returned goods have been checked by the Enwork Quality Control Division and confirmed to be defective.

Pricing

Prices in this Price List are United States list prices and include freight (subject to minimum order quantities) within the continental U.S. and to most of Canada. Canadian market orders can be invoiced and paid in U.S. or Canadian dollars. Enwork's USD:CAD conversion rate is posted on www.enwork.com and typically updated quarterly. Canadian market orders must specify USD or CAD on the order. The Canadian Dollar price will be based on the conversion rate in effect at the time the order is received. For convenience, the exchange rate and GST will be included as separate line items on order acknowledgments and invoices.

COM Yardage Requirements

Procedure

- 1) Identify product type and size
 - a. For Seating COM information, refer to the Ordering Information for each specific model
- 2) Determine fabric roll width (Enwork uses the RAILROAD method exclusively)
- 3) Find corresponding fabric usage value from table below
- 4) Calculate fabric required using the formula below
 - a. $(\#UNITS \times FABRIC \text{ USAGE}) + 2.0$
 - b. Add 10% to accommodate fabric flaws, wrinkles and other imperfections
 - c. Please order COM IN SEPARATE ROLLS for each product type (e.g. one roll for Grid Tiles, another roll for Ped Cushions) to accommodate multiple manufacturing centers. Tag each roll with the order number and send to **ENWORK, 12900 Christopher Dr., Lowell MI 49331**

FABRIC USAGE CHART (54w/66w Rolls)

For 54" w Rolls	24" w	30" w	36" w	42" w	48" w	54" w	60" w	66" w	72" w	84" w
Grid Tiles - Rail & Thin Profiles										
USUF/USUG/USUFT/USUGT	n/a	.24	n/a	n/a	.36	n/a	.44	n/a	.53	.61
USFF/USFG/ USFFT/USFGT	n/a	.31	n/a	n/a	.48	n/a	.59	n/a	.70	.81
USUFB/USUGB	n/a	.31	n/a	n/a	.48	n/a	.59	n/a	.70	.81
USFFB/USFGB	n/a	.47	n/a	n/a	.72	n/a	.89	n/a	1.06	1.22
Privacy Screens, Topper Screens, Tackboards, Monitor Stands										
UMTP/EBTN/AMTTP	.52	.63	.74	.85	.94	1.07	1.19	1.30	1.41	1.62
VTK/DTK/WTKB	.24	.48	.56	.64	.72	.81	.89	.97	1.06	n/a
A2CT	n/a	n/a	.56	.64	.72	n/a	.89	.97	1.06	n/a
CLAMP-ON SCREEN	.52	.63	.74	.85	.94	1.07	1.19	1.30	1.41	n/a
UG TACKBOARD	n/a	n/a	.56	.64	.72	n/a	.89	.97	1.06	n/a
UGTF	n/a	n/a	n/a	n/a	2.90	n/a	3.56	n/a	4.24	n/a
CYMNT	n/a	n/a	2.13	n/a	2.79	n/a	3.46	n/a	n/a	n/a
UNSC	n/a	n/a	n/a	n/a	1.5	1.75	2	2	2.25	n/a
Cushions Apex Ped, Universal Mobile Ped, Landscape, & Boxcar Storage										
A2CUSHCOM/EBCUSHCOM	.43	n/a	n/a	n/a	n/a	n/a	n/a	n/a	n/a	n/a
U9CUSH	.44	.53	.61	.69	.78	.86	.94	1.03	1.11	n/a
For 66" w Rolls										
Grid Tiles - Rail & Thin Profiles										
USUF/USUG/USUFT/USUGT	n/a	.19	n/a	n/a	.29	n/a	.36	n/a	.42	.49
USFF/USFG/ USFFT/USFGT	n/a	.24	n/a	n/a	.36	n/a	.44	n/a	.53	.61
USUFB/USUGB	n/a	.24	n/a	n/a	.36	n/a	.44	n/a	.53	.61
USFFB/USFGB	n/a	.31	n/a	n/a	.48	n/a	.59	n/a	.70	.81
Privacy Screens, Topper Screens, Tackboards, & Monitor Stands										
AAUH/UMTP/EBTN/AMTTP	.39	.47	.56	.64	.72	.81	.89	.97	1.06	1.22
VTK/DTK/WTKB	.24	.48	.56	.64	.72	n/a	.89	.97	1.06	n/a
A2CT	n/a	n/a	.56	.64	.72	n/a	.89	.97	1.06	n/a
CLAMP-ON SCREEN	.39	.47	.56	.64	.72	.81	.89	.97	1.06	n/a
UG TACKBOARD	n/a	n/a	.56	.64	.72	n/a	.89	.97	1.06	n/a
UGTF	n/a	n/a	n/a	n/a	2.90	n/a	3.56	n/a	4.24	n/a
CYMNT	n/a	n/a	2.13	n/a	2.79	n/a	3.46	n/a	n/a	n/a
UNSC	n/a	n/a	n/a	n/a	1.5	1.75	2	2	2.25	n/a
Cushions - Apex Ped, Universal Mobile Ped, Landscape, & Boxcar Storage										
A2CUSHCOM/EBCUSHCOM	.43	n/a	n/a	n/a	n/a	n/a	n/a	n/a	n/a	n/a
U9CUSH	.44	.53	.61	.69	.78	.86	.94	1.03	1.11	n/a

Ligouri Cushions COM Yardage Requirements

Procedure

- 1) Identify product type and size
 - a. For Seating COM information, refer to the Ordering Information for each specific model
- 2) Determine fabric roll width (Enwork uses the RAILROAD method exclusively)
- 3) Find corresponding fabric usage value from table below
- 4) Calculate fabric required using the formula below
 - a. $(\#UNITS \times FABRIC \text{ USAGE}) + 2.0$
 - b. Add 10% to accommodate fabric flaws, wrinkles and other imperfections
 - c. Please order COM IN SEPARATE ROLLS for each product type (e.g. one roll for Grid Tiles, another roll for Ped Cushions) to accommodate multiple manufacturing centers. Tag each roll with the order number and send to **ENWORK, 12900 Christopher Dr., Lowell MI 49331**

FABRIC USAGE CHART (54w/66w Rolls)

For 54" w Rolls	24" w
Ligouri Cushions	
LNC60	1.88
LNC72	2.22
LNC84	2.44
LNC96	2.76
LNC108	3.12
LNC120	3.44
LNC132	3.76
LNC144	4.12

For 66" w Rolls	24" w
Ligouri Cushions	
LNC60	1.88
LNC72	2.22
LNC84	2.44
LNC96	2.76
LNC108	3.12
LNC120	3.44
LNC132	3.76
LNC144	4.12

Lock Program

Lock program does not apply to eBench mobile peds.

Lock Cores

Lock cores are LL Series. UM Series and alternate lock cores on select products are available upon request.

Keyed Random

Random locks automatically ship with the product unless otherwise specified.

Random means no effort has been made to match key numbers, or to make them different.

Keyed Alike

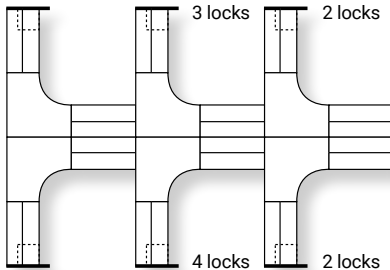
For the convenience of the user, furniture may be keyed alike at no charge. Using the keyed alike instructions, order lock cylinders and keys as line items on your purchase order. The Enwork Grand Rapids Lock Center will select key numbers. Key numbers will not be repeated unless the standard range has been exceeded. Lock cylinders will ship separately from the product, ready for field installation.

Installing Lock Cylinders

Installation of lock cylinders will be on-site. Enwork will not be responsible for lock cylinder installation. Lock cylinders are installed or removed using a change key. A change key is provided at no charge with each key-alike request. To order additional change keys, specify part number NWCHANGE (\$20 list) on your purchase order. Cylinders must be in the unlocked position to be removed.

Lock Distribution

All lock orders are packaged and shipped from the Grand Rapids Bush Lock Center, regardless of where the products are manufactured. Lock cylinders and keys will ship via FedEx. Please provide a contact name on your purchase order to receive the keys.



Lock Part Numbers

Part #	Description	List Price
NWSPEC2	Set of 2 locks	N/C
NWSPEC3	Set of 3 locks	N/C
NWSPEC4	Set of 4 locks	N/C
NWSPEC5	Set of 5 locks	N/C
NWCHANGE	Change Key	\$20
NWMASTER	Master Key	\$20

How to Specify Keyed Alike

Following is an example of how to specify keyed alike locks for a 6-pack of workstations.

Step 1 – Using the floor plan (left), count the number of locks in each workstation.

Step 2 – Count the number of workstations with the same quantity of locks. Group together the workstations with a like number of locks.

3 workstations with 4 locks per station

1 workstation with 3 locks per station

2 workstations with 2 locks per station

Step 3 – For the first group (3 sets of 4 locks), enter the number of workstations in the quantity column.

QTY	Part #	Description	List Price	Ext. List
3				

Step 4 – Then enter the part number NWSPEC__ and add a suffix for the number of locks for that group (i.e. for 4 locks per station, add the suffix "4").

Step 5 – Repeat for other groups.

QTY	Part #	Description	List Price	Ext. List
3	NWSPEC4	Set of 4 locks	N/C	N/C
1	NWSPEC3	Set of 3 locks	N/C	N/C
2	NWSPEC2	Set of 2 locks	N/C	N/C

Enwork will select key numbers for each set from the available numbers.



Tables

Tops

Bases and Legs

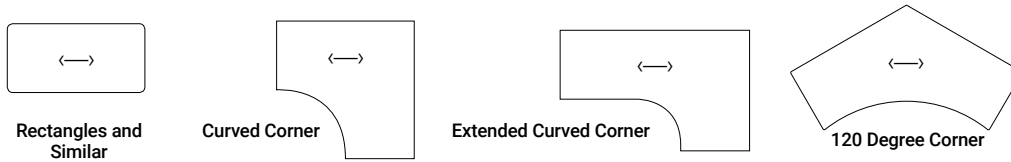
Power Data

Support Furniture

Accessories

Enwork Product Information

Grain Direction on all wood grain laminates runs as shown below. Alternative grain directions are available for a charge. Great care is taken on multi-piece tops to match laminate wood grains as close as possible given the limitations of pattern, shape, laminate repeatability, and manufacturing tolerances. Tops that have 3+ pieces are not guaranteed to be a perfect grain match.



***Exceptions:** Veneer tops with 3 or more pieces, laminate tops 66"D and 72"D, and all tops 264"W and greater are cross grain.

Veneer Stains are defined by species:

- > Maple veneer (D) is stained similar to Chelsea Maple laminate.
- > Walnut veneer (7) is clear coated similar to Pecan Walnut laminate or (T) stained similar to Wilsonart Ebony Recon (non-standard) laminate.
- > Rift Cut Oak (6) is clear coated similar to Scandi Rift Oak laminate.
- > Ash veneer is available in clear coat (3), light grey (4) stained similar to Pale Brushstroke laminate, and dark grey (5) stained similar to Storm laminate. Ash species color and grain variation is significant, ranging from blonde in color to darker. This affects clear coat and stained products. Be aware that the natural variation may be visible within products or from product-to-product.
- > Alternative stains are available upon request. The fee to match a stain is \$700 list. Additionally, there is a 10% upcharge to each item's list price. The matching and approval process must take place prior to order entry. For stain matching approval process email designteam@enwork.com or call customer service at 800.815.7251 for information.

Laminate Tables with wood edge have the following solid wood edge thicknesses (top view):

1. 3mm edge is 0.12" wide.
2. Knife edge is 1.9" wide.
3. Bullnose edge is 1.25" wide.

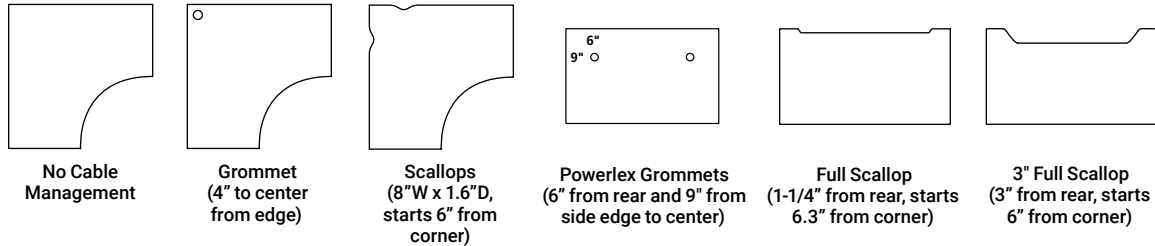
Veneer Tables with wood edge have the following solid wood edge thicknesses (top view).

1. 3mm edge is 0.12" wide.
2. Knife edge is 0.12" wide (3mm). Undercut is MDF stained to match.

Cable Management Solutions are offered in a variety of styles. The following options are available:

Enwork Product Information

TOPS	TABLES STEP 1 - TOPS
BASES	
POWER DATA	
SUPPORT FURNITURE	
ACCESSORIES	



Edge and Grommet Finish Defaults

Enwork offers the following HPL laminate finishes with default edge colors:

Laminate Name	Finish Letter	3mm/Knife Edge Color	Grommet Color	Knife Edge (MDF) Undercut Color
Formica Pecan Walnut (6996-26)	2	Pecan Walnut	Black	Clear
Formica Millennium Oak (5887-26)	3	Millennium Oak	Light Taupe	Clear
Formica Scandi Rift Oak (8677-26)	4	Scandi Rift Oak	Black	Clear
Formica Pale Brushstroke (6997-58)	5	Pale Brushstroke	Light Taupe	Clear
Formica Storm (912-58)	6	Storm	Black	Clear
Formica Fenix White (Bianco Kos - J0032)*	8	Fenix White	White	Clear
Formica Fenix Black (Nero Ingo - J0720)*	9	Fenix Black	Black	Clear
Formica Chelsea Maple (9238-58)	A	Chelsea Maple	Grey	Clear
Formica Zen Grey (9243-58)	E	Zen Grey	Grey	Clear
Formica Black (909-58)	F	Black	Black	Clear
Formica Graphite (837-58)	G	Graphite	Black	Clear
Formica Ceruse Gray Walnut (6994-26)	H	Ceruse Gray Walnut	Light Taupe	Clear
Formica Aged Ash (8844-WR)	K	Aged Ash	Light Taupe	Clear
Formica Formal Walnut (5782-NG)	L	Formal Walnut	Black	Clear
Formica Classic White (9244-58)	M	Classic White	White	Clear
Formica Inked Oak (5792-PG)	Q	Inked Oak	Black	Clear
Formica Brite White (459-58)	W	Brite White	White	Clear

* Fenix White and Fenix Black lamiantes are only available on conference tops.

Tip: Contour Laminate default grommet colors are as follows: Natural Maple (Grey), Designer White (Grey), Hayward Cherry (Black), Fashion Grey (Grey).

Tip: Veneer default grommet color is black. Laminate with veneer edge grommet color defaults to the laminate.

Tip: Additional edge colors can be used. For availability and pricing, email designteam@enwork.com.

Tip: When specifying a special laminate, please freeform a standard edge color on order. If a non-standard edge is needed, contact designteam@enwork.com for availability and pricing.

Paint Finishes

Enwork offers the following paint colors:

Paint/Name	Finish Letter
Storm	G
Black	R
Silver	S
Medium Tone	T
Arctic White (textured)	W
**Odyssey Red	D

**Only offered on Odyssey table bases.

Some Steelcase, Miller/Knoll, Haworth, and Allsteel paints are available for a \$500 List fee per order. Call/email for availability of specific colors. Additional custom paints (e.g. Tiger Dry Lac) must be quoted through designteam@enwork.com.

Notes

Enwork Supports and Bracing

Worksurface (Top) Support and Bracing Rules

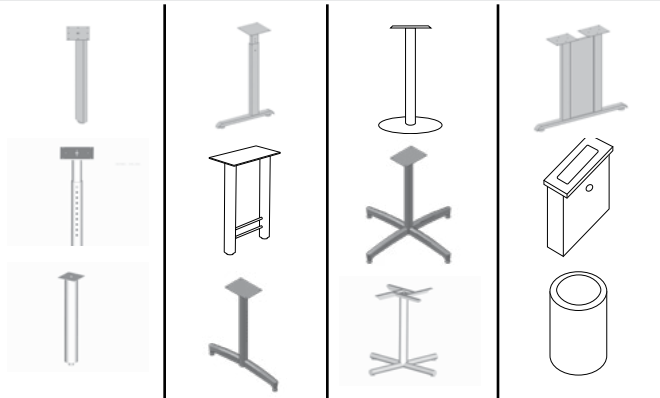
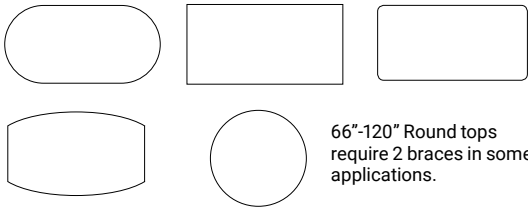
- > **Conference and training table tops 60" wide and wider come with support braces (NWBRACE) at no charge, if required. See page 26 for a list of how many braces are included per top.**
 - > **Grid and Ambition worksurfaces do not include braces due to unknown applications (peds, lats, etc.).** Standard laminate worksurface (NWBRACE) support is required on unsupported spans 54"W and wider. Supports can be fixed peds, legs, or braces.
 - > **The maximum allowable span between legs or supports is 72" - even with braces.**
 - > As an alternate to braces, legs may be inset from table ends.
 - > All 30"D tops 72"W or wider, as well as tops 36"D or deeper and 60"W or wider, require two braces instead of one. Braces are included automatically on all conference and table tops, if required.
 - > Foundation Panel Base Trough Kits, Stealth, Lugano, Equilibrium, Expanse, Odyssey, Foundation EX, eBench, and Concurrence conference tables are designed with support and don't utilize stand-alone (NWBRACE) braces.
- > *For additional information about bracing installation for Training and Conference tops, please visit www.enwork.com/resources/planning-installation-guides.*

TOPS	TABLES STEP 1 - TOPS
BASES	
POWER DATA	
SUPPORT FURNITURE	
ACCESSORIES	

Any Top - Any Base

Any Top

Any Base



	Depth	Width	Number of Straight Legs	Number of T/C/H Legs	Number of X/Disc Bases	Number of Conf. Bases	Number of Braces
	18/24/30	30	4	2	1	n/a	0
	18/24/30	36	4	2	1	n/a	0
	18/24/30	42	4	2	1	n/a	0
	18/24/30	48	4	2	2	n/a	0
	18/24/30	54	4	2	2	n/a	0
	18/24/30	60	4	2	2	n/a	1
	18/24/30	66	4	2	2	n/a	1
	18/24/30	72	4	2	2	n/a	1
Worksurfaces longer than 72" must have a third leg in the middle or legs must be inset to a maximum span of 72".	18/24/30	78	4 or 6	2* or 3	2*	n/a	1
	18/24/30	84	4* or 6	2* or 3	2*	n/a	1
	18/24/30	90	4* or 6	2* or 3	2*	n/a	1
	18/24/30	96	4* or 6	2* or 3	2*	n/a	1
	36/42	36	4	2	1	n/a	0
	36/42	42	4	2	1	n/a	0
	36/42	48	4	2	1	n/a	0
	36/42	54	4	2	2	n/a	0
	36/42	60	4	2	2	n/a	2
	36/42	66	4	2	2	n/a	2
	36/42	72	4	2	2	n/a	2
	36/42	78	4* or 6	2* or 3	2*	2*	2
	36/42	84	4* or 6	2* or 3	2*	2*	2
	36/42	90	4* or 6	2* or 3	2*	2*	2
	36/42	96	4* or 6	2* or 3	2*	2*	2
	48	48	4	2	1	2	0
	48	54	4	2	2	2	0
	48	60	4	2	2	2	2
	48	66	4	2	2	2	2
	48	72	4	2	2	2	2
	48	78	4* or 6	2* or 3	2*	2*	2
	48	84	4* or 6	2* or 3	2*	2*	2
	48	90	4* or 6	2* or 3	2*	2*	2
See page 22 and 27 for more information.	48/54/60	96	4* or 6	2* or 3	2	2**	2
	48/54/60	108	6**	3**	3**	3**	0
	48/54/60	120	6**	3**	3**	3**	0
	48/54/60	132	6**	3**	3**	3**	0
	48/54/60	144	6**	3**	3**	3**	0
	48/54/60	156	6**	3**	3**	3**	0
	48/54/60	168	6**	3**	3**	3**	4
	48/54/60	180	6**	3**	3**	3**	4
	48/54/60	192	6**	3**	3**	3**	4
	48/54/60	204	8**	4**	4**	4**	0
	48/54/60	216	8**	4**	4**	4**	0
	48/54/60	228	8**	4**	4**	4**	6
48/54/60	240	8**	4**	4**	4**	6	

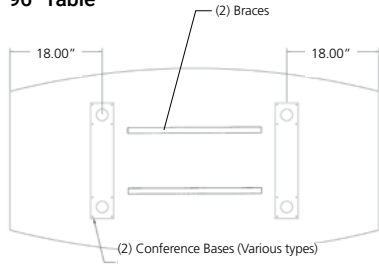
66/72 All Widths

Must use Alkalign, Foundation with trough, Equilibrium, Concurrence, Expanse, Odyssey, Foundation EX, or Stealth Bases

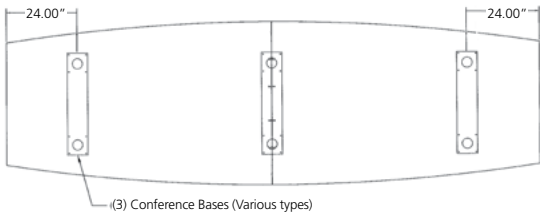
Base Locations

Foundation, Statement Individual Panel Base Location

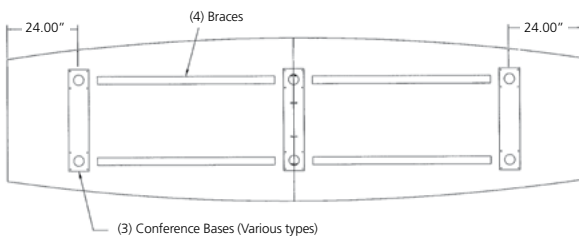
96" Table



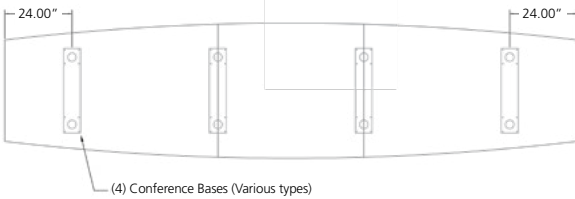
108"-156" Table



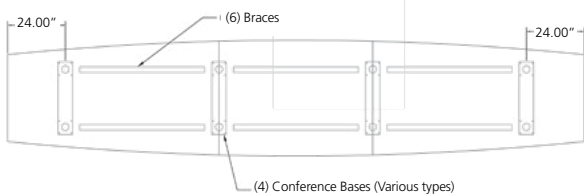
168"-192" Table



204"-216" Table



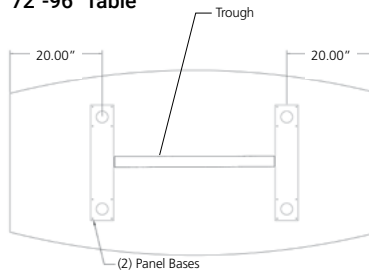
228"-240" Table



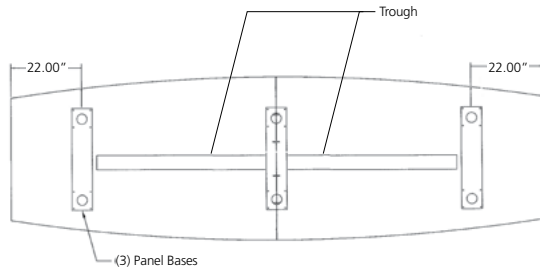
*Illustrations for individual bases are valid for 36"-60"D tops. 66-72"D tops require additional supports

Foundation Panel Base and Trough Kits

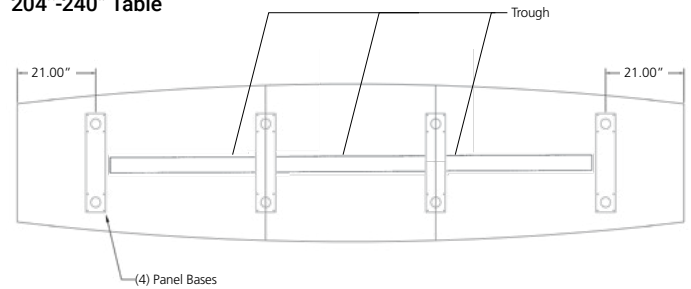
72"-96" Table



108"-192" Table

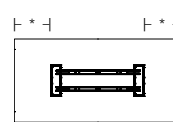


204"-240" Table

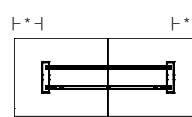


Concurrence and Stealth Base and Trough Tables

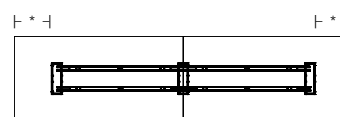
72"-96" Table



108"-168" Table



180"-192" Table



204"-240" Table

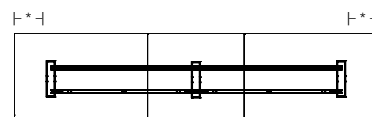


Table Width	Overhang Concurrence	Overhang* Stealth
72	16.4"	15.375"
84	16.4"	15.375"
96	16.4"	15.375"
108	22.4"	21.375"
120	22.4"	21.375"
132	22.4"	21.375"
144	22.4"	21.375"
156	22.4"	21.375"
168	22.4"	21.375"
180	22.4"	21.375"
192	22.4"	21.375"
204	22.4"	21.375"
216	22.4"	21.375"
228	22.4"	21.375"
240	22.4"	21.375"

TOPS

BASES

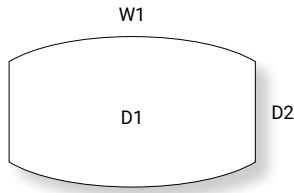
POWER DATA

SUPPORT FURNITURE

ACCESSORIES

TABLES STEP 1 - TOPS

Boat, Ellipse, and Racetrack Table Individual Base "Depth" Recommendations



Ordering Information:

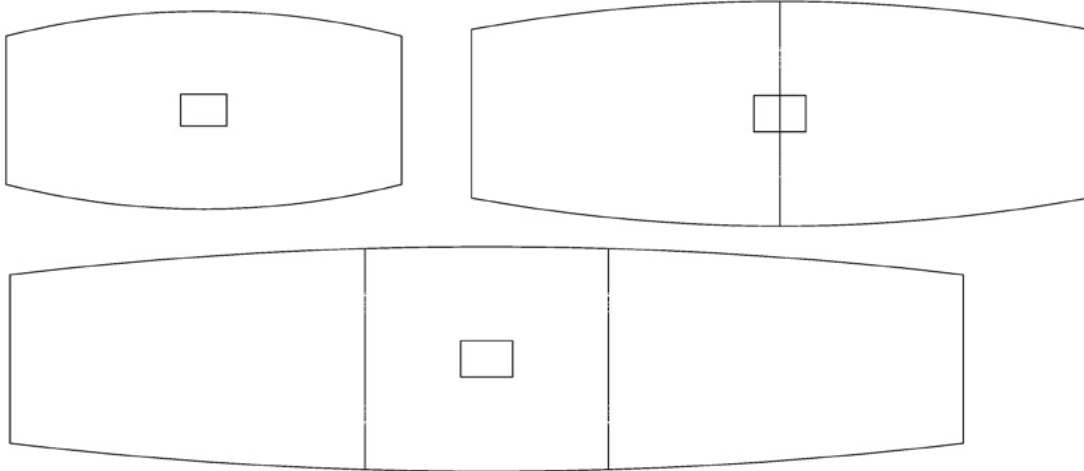
- > All bases must be the same depth when using Concurrence Individual Bases with beams.
- > Concurrence and Stealth Base and Trough Kits for 36" and 42"D conference rectangle tops do not fit 36" and 42"D Boat, Ellipse, or Capsule tops because of the tapered ends.
- > Foundation Base Kits are available for 36" and 42"D rectangle tops but not 36" and 42" Boat, Ellipse, or Capsule tops because of the tapered ends.

D1	D2	W1	Individual Panel Base Depth Recommendation for Boat Tables					Total Bases	Knee space Between Bases	
			18"	24"	30"	6"	10"			
36	24	72	2	+	0	+	0	2	*30	*26
36	24	84	2	+	0	+	0	2	*42	*38
36	24	96	2	+	0	+	0	2	42	38
42	30	72	2	+	0	+	0	2	*30	*26
42	30	84	2	+	0	+	0	2	*42	*38
42	30	96	2	+	0	+	0	2	42	38
48	36	72	0	+	2	+	0	2	*30	*26
48	36	84	0	+	2	+	0	2	*42	*38
48	36	96	0	+	2	+	0	2	42	38
48/54	36/42	108	2	+	1	+	0	3	24	20
48/54	36/42	120	2	+	1	+	0	3	30	26
48/54	36/42	132	2	+	1	+	0	3	36	32
48/54	36/42	144	2	+	1	+	0	3	42	38
48/54	36/42	156	2	+	1	+	0	3	48	44
48/54	36/42	168	2	+	1	+	0	3	54	50
48/54	36/42	180	2	+	1	+	0	3	*42	*38
48/54	36/42	192	2	+	1	+	0	3	*46	*42
48/54	36/42	204	2	+	2	+	0	4	46	42
48/54	36/42	216	2	+	2	+	0	4	50	46
48/54	36/42	228	2	+	2	+	0	4	54	50
48/54	36/42	240	2	+	2	+	0	4	58	54
60	48	96	0	+	2	+	0	2	42	38
60	48	108	0	+	2	+	1	3	24	2
60	48	120	0	+	2	+	1	3	30	26
60	48	132	0	+	2	+	1	3	36	32
60	48	144	0	+	2	+	1	3	42	38
60	48	156	0	+	2	+	1	3	48	44
60	48	168	0	+	2	+	1	3	54	50
60	48	180	0	+	2	+	1	3	*42	*38
60	48	192	0	+	2	+	1	3	*46	*42
60	48	204	0	+	2	+	2	4	46	42
600	48	216	0	+	2	+	2	4	50	46
60	48	228	0	+	2	+	2	4	54	50
60	48	240	0	+	2	+	2	4	58	54
66/72	All Widths		Must use Foundation with trough, Foundation individual bases, Equilibrium, Concurrence, Expanse, Odyssey, Foundation EX, or Stealth Bases							

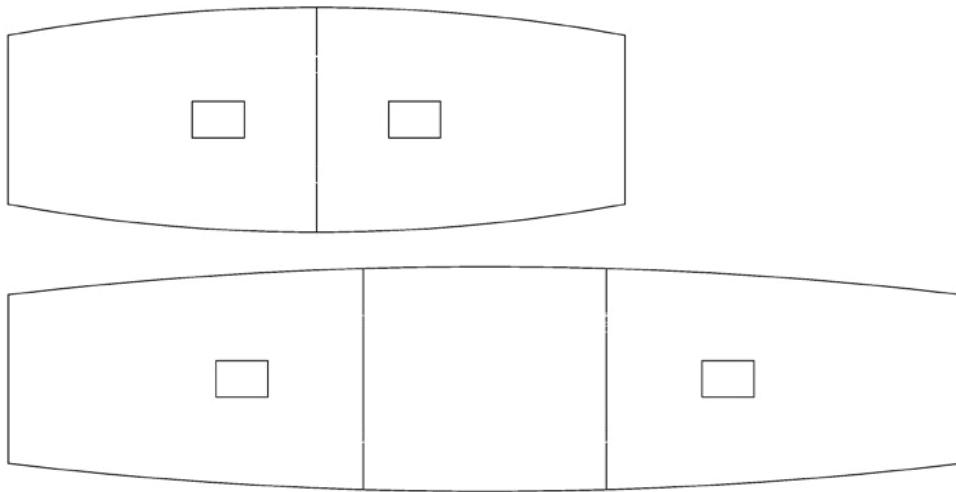
*These individual bases are set in 18" to center from end of table, all others are 24" to center from end of table.

Conference Table Power/Data Standard Cut-outs

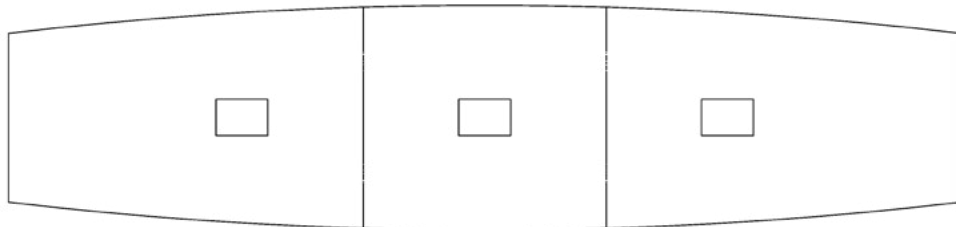
Centered (Qty. 1)



Between Bases (Qty. 2)



Between Bases (Qty. 3)



TOPS
BASES
POWER DATA
SUPPORT FURNITURE
ACCESSORIES

TABLES STEP 1 - TOPS

Table Leg and Base Specifications

Adventure

- > 1.5" x 3.5" Baltic birch leg with clear, finish
- > 7 gauge steel top plate and metal assembly for legs
- > Top plate sizes
 - 10" x 28" for 30 - 36"D table leg kits
 - 10" x 34" for 42 - 48"D table leg kits
 - 10" x 46" for 54 - 60"D table leg kits
- > Foot bars are .25" T-channel
- > Adjustable levelers
- > Locking casters
- > Legs ship assembled

Alkalign

- > Leg height is 27.75"
- > 3" x 2" 11 gauge steel tube legs
- > Integrated sheet metal trough system
- > Hinge door access in trough
- > Laminate, veneer, perforated steel or glass infills optional
- > Optional power kit integration
- > Levelers included

Concurrence

- > Base height is 27.75"
- > 7 gauge top plate
- > Aluminum extrusion (.090 wall thickness) construction with particle board support
- > 5" or 12"W individual bases
- > Cable access door optional on 12"W individual base
- > Levelers included

Disc Bases

- > Base height is 27.75", Bar Height is 40.75"
- > 7 gauge top plate
- > Bolted base - 3/8" plate steel
- > Vertical tubing is 3" or 4" tubing and 17 gauge or 14 gauge
- > Levelers (available on select part numbers) have 5/8" adjustment

Emerson

- > 14 gauge 2"x2" legs.
- > 11 gauge 2.5"x1.25" apron.
- > Apron mounts directly to top via brackets
- > Bar height bases have extra horizontal tubes 12" off the ground or 7"x7" struts.
- > Available in levelers or casters

Equilibrium

- > Base height is 27.875" for seated heights and 40.875" for standing heights
- > 3/8" Steel welded steel construction for frame
- > Cosmetic and removable covers are 20 gauge steel
- > Base for round tops 36" - 54" diameter is 3.5"D x 6"W
- > Base for round tops 60" - 84" diameter is 6"D x 8"W
- > Base for rectangle tops 36" - 54"D (and select 60"D) tops is 16"D x 26"W at seated height and 16"D x 33"W at standing height.
- > Base for rectangle tops 66" - 72"D (and select 60"D) tops is 34"D x 26"W (available seated height only).
- > Must be bolted to 4" thick concrete

Expanse

- > Aluminum Extrusion 0.187" wall thickness.
- > 0.375" thick top plate that ranges from 11.25"W-16"W x 26"D-39"D depending on table size.
- > 0.375" thick vertical steel structure supports
- 0.25" thick steel legs

Foundation EX

- > Aluminum Extrusion 0.187" wall thickness.
- > 0.375" thick top plate that is 16"W and either 30"D or 43"D depending on table size.
- > 0.375" thick vertical steel structure supports
- > Laminate shroud is 3/4" thick, post-formed with no seams.

Foundation Panel Bases

- > Base height is 27.75"
- > 3/4" double sided melamine construction, cam lock and doweled
- > Levelers included

Foundation Drum Bases

- > Base height is 27.75"
- > 1/4" BendiPly wrapping, 3/4" thick HPL construction
- > Levelers included

Impression

- > Leg height is 27.75"
- > 8 gauge foot and top plate
- Top plate sizes:
 - 6" x 6" – Straight Leg, 4-Post X-Base (qty. 4)
 - 6" x 8" – C, T, TT (qty. 2) Legs
 - 12" x 12" – X-Base
- > Vertical rectangular tubing is 3" x 1.5", 14 gauge for all fixed legs
- > Vertical square tubing is 2.5" x 2.5", 14 gauge for all fixed X-bases and 1.5" x 1.5" for straight legs
- > 12 gauge crossbars on adjustable height legs
- > 20 gauge powerlex modesty
- > Levelers have 1" of adjustment
- > Casters are all locking
- > Flip tables lock in up (vertical) and down (horizontal) positions and have a die cast aluminum mechanism
- > Optional Routing Holes are 2"W x 2.75"H

Kinsey

- > Leg height is 27.75"
- > Aluminum die cast feet
- > Tube with 1.5mm wall thickness
- > 7 gauge top plate that is 12"W x 12"D

Ligouri

- > Wood legs with aluminum accents and frame.
- > Base seated height is 28.56"H, bar height is 40.81"H without tops.
- > Seated height wood legs are 1.75"D x 2.75"W at thickest point. Standing height legs are 2.25"D x 3"W.
- > Frame is made with 2"x1" aluminum extrusions.
- > Bases with floating top feature have 7 gauge top plates and a 2.8" gap between frame and top.
- > Bases without floating top feature have 7 gauge corner brackets.

TOPS	TABLES STEP 1 - TOPS
BASES	
POWER DATA	
SUPPORT FURNITURE	
ACCESSORIES	

Lugano

- > Post-formed laminate cabinet
- > 11- and 14-gauge steel mitered, tapered plinth and top plate
- > Electric height-adjustable range is 30" - 49.5"
- > Electric height-adjustable base supports 300 lbs.
- > Levelers included

Odyssey

- > Aluminum Extrusion 0.187" wall thickness.
- > 0.375 thick top plate that is 15.63"W x 23.88"D
- > 0.375 thick vertical steel structure supports
- > Shroud is fiberglass.

Oh Hey!

- > Wood construction
- > Metal Shelf is 14 gauge.
- > Glass is 3/8" thick.

Proxi

- > Base height is 22.6"-48.7" including 3/4" tabletop
- > 1 gauge cold rolled steel foot, solid steel 8mm
- > 16 gauge vertical columns
- > Adjusts 1.4" per second

Sawhorse

- > Leg height is 27.75"
- > Vertical rectangular tubing is 3" x 1.5", 14 gauge
- > Levelers have 1" of adjustment
- > Square tubing is 1.5" x 1.5", 14 gauge
- > 7 gauge top plate

Sensation

- > Leg height is 27.75"
- > 7 gauge top plate
- Top plate sizes:
 - 6" x 6" – Straight Leg, 4-Post X-Base (qty. 4)
 - 6" x 8" – C, T, TT (qty. 2), Y Legs, Split Y-Leg Bases
 - 9.5" x 9.5" – LMXA/LMXB X-Bases
 - 12" x 12" – LMXC/LMXD X-Bases, LMYB Y-Leg Bases
- > Welded column, bolted feet construction
- > Feet are made of die cast aluminum
- > Vertical tubing is 2.36" diameter, 14 gauge
- > Levelers are 3/8-16 x 1"
- > Casters are 3" Nylon Twin Wheel with brake and all locking
- > Flip tables lock in up (vertical) and down (horizontal) positions and have a die cast aluminum mechanism
- > Optional Routing Holes are 1.5" diameter.

Solano

- > Leg height is 27.75"
- > 7 gauge steel foot
- > 8 gauge steel top plate
- Top plate sizes:
 - 6" x 6" – Straight Leg, 4-Post X-Base (qty. 4)
 - 6" x 8" – C, T, TT (qty. 2) Legs
 - 12" x 12" – X-Base
- > Vertical rectangular tubing is 3" x 1.5", 14 gauge

for all fixed legs

- > Vertical square tubing is 2.5" x 2.5", 14 gauge for all fixed X bases and 1.5" x 1.5" for straight legs
- > 12 gauge crossbars on adjustable height legs
- > 20 gauge powerlex modesty
- > Levelers have 1" of adjustment
- > Casters are all locking
- > Flip tables lock in up (vertical) and down (horizontal) positions and have a die cast aluminum mechanism
- > Optional Routing Holes are 2"W x 2.75"H

Solano Fast Crank

- > Height range is 26" - 44" (including top)
- > Lifts 110 lbs when moving, 210 lbs when static (load capacity includes weight of worksurface)
- > Requires approximately two turns per inch

Square Bases

- > Base height is 27.75", Bar Height is 40.75"
- > 7 gauge top plate
- > Bolted base - 3/8" plate steel
- > Vertical tubing is 3" or 4" tubing and 17 gauge or 14 gauge
- > Levelers (available on select part numbers) have 5/8" adjustment

Statement

- > Leg height is 27.75"
- > Leg width is 6"
- > Leg is 2.75" thick Baltic birch ply construction with mitered corners
- > 10 gauge top plate, 6"x8" each
- > Levelers are 5/16 - 18 x 1"
- > Cable Management is 2.56"w x 1.56" tall

Stealth

- > Base height is 27.75"
- > Aluminum extrusion (.090 wall thickness) construction with particle board support
- > Levelers included
- > 7 gauge top plate

Tangent

- > 1/4" bent steel legs
- > 11 gauge top plate that is 4"W x 4"D

Tubular

- > Leg height is 27.75"
- > 7 gauge top plate
- > Fully welded construction
- > Vertical tubing is 1.9" diameter, 14 gauge
- > Horizontal feet are 1.9" diameter tubing, 14 gauge
- > Levelers are 3/8-16 x 1.375"
- > Casters are 2" Nylon Twin Wheel with brake and all locking
- > Flip tables lock in up (vertical) and down (horizontal) positions and have a die cast aluminum release handle

Table Leg and Base Specifications (Cont'd)

Zori

- > Leg height is 27.75"
- > T-, C-, and Straight leg heights for K-12 classrooms are 22.75"H or 25.75"H
- > 7 gauge top plate
 - Top plate sizes:
 - 6" x 6" - 4-Post X-Base
 - 6" x 8" - C, T, TT, straight legs, Y-Legs, Split Y-Leg bases
 - 9.5" x 9.5" - CYXA/CYXB X-Bases
 - 12" x 12" - CYXC/CYXD X-Bases
- > Aluminum Columns
 - T, C Legs, 1.75" x 3"
 - X Base, 2.25" x 2.25"
- > Cast aluminum feet
- > Bar flip mechanism that locks in the up (vertical) and down (horizontal) positions
- > Adjustable levelers
- > Locking casters

Top and Casegood Specifications

General Information on Wood Cores

- > Passes all NEMA and BIFMA tests for high pressure laminate worksurfaces.
- > Core material is 1.125" thick, M3 rated (45 lb.) furniture grade particleboard.
- > FSC Mixed Sources accreditation.
- > ISO 140001 certification for wood cores.
- > Made from 30% post-consumer and 70% pre-consumer recycled content.
- > Eco-Certified Composite Grademark Program (ECC) certified by Composite Panel Association (CPA).
- > CARB Phase 2 and EPA TSCA Title VI compliant for formaldehyde emissions less than 0.09ppm.
- > Adhesives are solvent free water based PVA (poly vinyl acetate).
- > Formaldehyde-free cores are available via special quote at designteam@enwork.com.
- > Tables have a 200 pound load capacity (functional load).

Standard Laminates and Melamines

- > HPL (high pressure laminate) construction, .030" or .050" thick depending on color.
- > Backer is moisture-resistant phenolic material for balanced construction.
- > Laminates and backers are Greenguard certified for Indoor Air Quality.
- > Wilsonart non-premium laminates (-38, -60) are available at the "X" upcharge in anti-microbial laminate. Customer must request anti-microbial laminate and add an "A" to the end of the Wilsonart finish number (e.g. D354A-60) to order.
- > Wilsonart premium laminates (-07, -12, -18, -28, -52, -78) are available at the "Z" upcharge in anti-microbial laminate. Customer must request anti-microbial laminate and add an "A" to the end of the Wilsonart finish number (e.g. 7964A-12) to order. Traceless, chemsurf, marker board laminate, and Wilsonart virtual design library Y series laminates are not included.
- > PVC (default) or ABS (upon request, call for quote) edge choices in 3mm, and Knife.
- > Other edge choices include Veneer and Solid Wood.

Contour Laminates

- > Commonly known as Rigid Thermofoil (RTF).
- > Contour Laminate is high performance, with comparable durability to HPL laminate.
- > The taper edge is seamless with no visible edgeband or t-molds, offering an inherent anti-microbial sealed surface.

Wood Veneers

- > Natural veneers are used in Ash, Maple, Walnut, and Oak species.
- > Tops with one or two pieces use full-cut slip-matched veneers along the depth dimension. Two piece tops are book-matched along the width dimension. Tops with three or more pieces are slip match cross grain.
- > Grain and color variations may occur in veneer products because of the inherent nature of wood. Every effort is made to achieve consistency. However, exact matching is now guaranteed. Wood naturally changes color due to aging: samples or finished products may change from exposure to light.
- > Edge choices are 3mm (wood), or Knife (wood)
- > There is a 10% custom stain upcharge that assumes a custom color on a standard Enwork full-cut veneer substrate. A separate custom stain match PO should be submitted in advance of the full order to orders@enwork.com along with a sample mailed to Enwork, Attn: STAIN SAMPLE. Production cannot begin until the stain match is approved. If during this process it is determined that one of our standard veneer substrates is not acceptable, additional charges and lead time may apply.

Back-Painted Glass

- > 1/4" thick, tempered, flat-polished low iron. Available as clear glass (B) or satin-etched/frosted glass (D). 1-1/8" knife edge MDF substrate painted to match*. Brilliant white and black as standard (white matches Benjamin Moore brilliant white paint). Any Benjamin Moore color available upon request. \$1500 list custom color fee applies for orders of less than 250 sq. ft. There is also a 20% upcharge to each top's list price for custom colors**.
- > Glass may overhang MDF substrate up to 1/8" on each side.

** The side and cut of the MDF substrates are painted. The top and bottom of the substrates are not painted.

** Enwork makes every effort to accurately produce custom colored back-painted glass using the best specialized low-iron glass on the wmarket. Despite these efforts, there is still a natural iron variation in all glass on a sheet-by-sheet basis which affects color match (iron causes a green hue in glass color). Similar to a wood veneer, where no two trees are the same, a glass sample may not perfectly match the final product.

KrystalCast®

- > Krystalcast is available as a special upon request.
- > Acrylic on MDF* or birch ply is available in any Benjamin Moore color. Light colors perform best, with Super White being the most popular choice. Darker colors are not recommended for KrystalCast and instead perform best with matte glass. The MDF substrate will default to either black or white paint. Substrates are available in Benjamin Moore colors other than the default white or black at a 10% upcharge. See www.KrystalCast.com for technical specs and care instructions.

Solid Surface (Wilsonart)

- > Designer White as standard in satin finish. See <https://www.wilsonart.com/solid-surface/design-library> for additional finish/color choices. Price varies by finish/color, contact designteam@enwork.com with your preferred selection.

Birch Ply Edges

- > Edge is clear coated when specified with laminate and stained-to-match when sold with veneer.

Cambria Quartz

Enwork sells three different thicknesses of Quartz (0.25", 0.75", 1.25") depending on application:

1. Conference Tops (Quartz + Subtop): quartz is available in two thicknesses
 - a. 0.25" thick. Supported by a 1.125" thick knife edge MDF substrate that is the same size as the quartz and are secured to the substrate by silicone (included)
 - i. Due to its medium weight, specify for seated-height only applications on complete conference bases, or Sawhorse/Alkalign individual legs installed in a splayed position.
 - b. 0.75" thick. Supported by a 1.125" thick knife edge MDF substrate which is undersized by 2" on all sides to achieve a floating look and include leveling bumpers.
 - i. Due to its heavy weight, specify for seated height only applications on complete conference bases following tips for quartz as outlined in the price list. For any application questions, contact designteam@enwork.com.
 - c. Substrate edge paint color is either white or grey depending on the quartz pattern.
 - i. Berwyn, Buxton, and Carrick will default to grey.
 - ii. Portrush, Swanbridge, Torquay, and Whitehall will default to white.
2. 0.25 Thick Quartz Toppers for Occasional tables and Universal Credenzas:
 - a. 0.25" thick (new in V.18)
 - b. Toppers (no substrate) set directly on top of the credenza, secured by silicone (included)
 - c. In occasional table applications:
 - i. Oh Hey! – quartz sit on top of Oh Hey! Table, secured by silicone (included)
 - ii. All other Occasional toppers include 0.75" painted substrate that is the same size as the quartz, secured by silicone (included)
3. Quartz Tops for Foundation, Stealth and Equilibrium Credenzas
 - a. 0.75" thick.
 - b. Sits on credenza case. For Foundation Credenzas choose the "B" Specialty top option to omit the standard laminate top.
4. Landing
 - a. 1.25" thick.
 - b. Sits on the Landing chassis in lieu of the laminate top.

Quartz Pattern Alignment:

1. Quartz patterns on multi-piece tops do not align perfectly for grain/pattern match.
2. For those patterns that have a graining to them you will receive a print from Enwork Customer Care 1-2 weeks after order entry for your approval. This print shows the expected pattern on the table top given slabs that are available at the time of manufacturing

TOPS

BASES

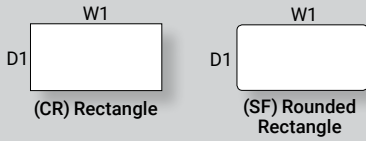
POWER
DATASUPPORT
FURNITURE

ACCESSORIES

TABLES STEP 1 - TOPS

STEP 1

(XX) Top Shape Prefix List:



STEP 2

(&) Finish and Edge Suffix List:

- A Standard Laminate – 3mm Edge
- L Standard Laminate – Plyband Edge (if SF top, corner radius = 4")
- ** V Standard Laminate – Knife Edge (front only, sides/back flat)
- C Standard Laminate – Knife Edge (all sides)
- ** O Contour Laminate - Taper Edge (Front only, sides/back flat)
- T Contour Laminate – Taper Edge (all sides)
- E Standard Laminate – 3mm Wood Edge
- P Standard Veneer – 3mm Wood Edge

** Knife edge front (V) only available if CR is chosen in Step 1.
Taper edge front (O) only available flat if CR is chosen in Step 1.

STEP 3

(@) Cable Management Suffix List:

- N No Cable Management no charge
- G Grommet (one, center rear) + \$19
- P Powerlex Grommet (one left, one right) + \$37
- U Power/Data Cut-out (one, center rear) + \$37
- K Power/Data Cut-out (one, center of table) + \$37
- X Other TBD

STEP 4

(#) Laminate Suffix List:

- 2 Formica Pecan Walnut (6996-26)
- 3 Formica Millennium Oak (5887-26)
- 4 Formica Scandi Rift Oak (8677-26)
- 5 Formica Pale Brushstroke (6997-58)
- 6 Formica Storm (912-58)
- A Formica Chelsea Maple (9238-58)
- E Formica Zen Grey (9243-58)
- F Formica Black (909-58)
- G Formica Graphite (837-58)
- H Formica Ceruse Gray Walnut (6994-26)
- K Formica Aged Ash (8844-WR)
- L Formica Formal Walnut (5782-NG)
- M Formica Classic White (9244-58)
- Q Formica Inked Oak (5792-PG)
- W Formica Brite White (459-58)
- X Formica Non-Premium (58,43, MC, SP, and NT + 15% finishes), Formica Premium (WR, 42, 77, 46, RD finishes), Wilsonart Non-Premium (-38, -60), and Wilsonart Premium (-07, -12, -18, -28, -52, -78)

Orders of 100+ units have no upcharge.
Wilsonart virtual design library Y series laminates, Wilsonart Solicor, and Formica ColorCore2 are not included in the above upcharges.
For pricing, contact designteam@enwork.com

(#) Contour Laminate Suffix List:

- C Fashion Grey
- G Natural Maple
- R Hayward Cherry
- W Designer White

(#) Veneer Suffix List:

- D Maple (stained similar to Chelsea Maple laminate)
 - T Walnut (stained similar to Wilsonart Ebony Recon non-standard laminate)
 - ** 3 Ash - Clear Coat
 - ** 4 Ash - Light Grey Stain (stained similar to Pale Brushstroke laminate)
 - ** 5 Ash - Dark Grey Stain (stained similar to Storm laminate)
 - 6 Rift Cut Oak - Clear Coat (stained similar to Scandi Rift Oak laminate)
 - 7 Walnut -Clear Coat (stained similar to Pecan Walnut laminate)
 - X Stain Match (add a one-time \$700 list Stain Match fee) +10%
- ** See page 22 for color and grain variation.

Product Specifications:

- > Rounded Rectangle tops will have 4" radius corners if Plyband (L) or 3mm wood edge (E or P) is chosen in Step 2.



Ordering Information:

- > **BRACES ARE INCLUDED WITH TABLE TOPS IF REQUIRED. See below for quantities.**
Maximum span between legs is 72".
- > Tops for open plan workstations can be found on pages 336-372.
- > **A freight fee of \$150 net is assessed on orders less than \$1500 net. See page 13.**

Laminate & Veneer

D1	W1	BRACES INCLD.	Part Number	STANDARD LAMINATE		CONTOUR LAMINATE	
				Suffix A	Suffix L	**Suffix V Suffix C	**Suffix O Suffix T
				3MM EDGE	PLYBAND EDGE	KNIFE EDGE	TAPER EDGE
18	30	0	- XX1830&@#	\$275	\$315	\$394	\$399
18	36	0	- XX1836&@#	\$299	\$343	\$427	\$432
18	42	0	- XX1842&@#	\$373	\$423	\$530	\$534
18	48	0	- XX1848&@#	\$374	\$428	\$533	\$541
18	54	0	- XX1854&@#	\$466	\$527	\$663	\$675
18	60	1	- XX1860&@#	\$512	\$587	\$663	\$685
18	66	1	- XX1866&@#	\$567	\$649	\$735	\$740
18	72	1	- XX1872&@#	\$567	\$649	\$735	\$740
18	78	1	- XX1878&@#	\$720	\$827	\$936	\$951
18	84	1	- XX1884&@#	\$720	\$827	\$936	\$951
18	90	1	- XX1890&@#	\$737	\$846	\$955	\$1,003
18	96	1	- XX1896&@#	\$737	\$846	\$955	\$1,003
18	108	1	2pcs XX18108&@#	\$1,400	\$1,500	n/a	n/a
18	120	1	2pcs XX18120&@#	\$1,400	\$1,500	n/a	n/a

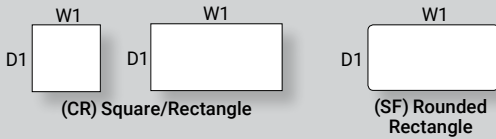
TOPS	TABLES STEP 1 - TOPS
BASES	
POWER DATA	
SUPPORT FURNITURE	
ACCESSORIES	

D1	W1	BRACES INCLD.	Part Number	Suffix E	Suffix P
				STANDARD LAMINATE  3MM EDGE WOOD EDGE	STANDARD VENEER  3MM WOOD EDGE
18	30	0	- XX1830&@#	\$660	\$872
18	36	0	- XX1836&@#	\$660	\$900
18	42	0	- XX1842&@#	\$884	\$900
18	48	0	- XX1848&@#	\$884	\$917
18	54	0	- XX1854&@#	\$993	\$982
18	60	1	- XX1860&@#	\$1,038	\$1,173
18	66	1	- XX1866&@#	\$1,124	\$1,272
18	72	1	- XX1872&@#	\$1,204	\$1,371
18	78	1	- XX1878&@#	\$1,293	\$1,467
18	84	1	- XX1884&@#	\$1,381	\$1,574
18	90	1	- XX1890&@#	\$1,466	\$1,672
18	96	1	- XX1896&@#	\$1,549	\$1,765

Training Table Tops (24"D)

STEP 1

(XX) Top Shape Prefix List:



STEP 2

(&) Finish and Edge Suffix List:

- A Standard Laminate – 3mm Edge
- L Standard Laminate – Plyband Edge (if SF top, corner radius = 4")
- ** V Standard Laminate – Knife Edge (front only, sides/back flat)
- C Standard Laminate – Knife Edge (all sides)
- ** O Contour Laminate - Taper Edge (Front only, sides/back flat)
- T Contour Laminate – Taper Edge (all sides)
- E Standard Laminate – 3mm Wood Edge
- P Standard Veneer – 3mm Wood Edge

** Knife edge front (V) only available if CR is chosen in Step 1.
Taper edge front (O) only available flat if CR is chosen in Step 1.

STEP 3

(@) Cable Management Suffix List:

- N No Cable Management no charge
- G Grommet (one, center rear) + \$19
- P Powerlex Grommet (one left, one right) + \$37
- U Power/Data Cut-out (one, center rear) + \$37
- K Power/Data Cut-out (one, center of table) + \$37
- X Other TBD

STEP 4

(#) Laminate Suffix List:

- 2 Formica Pecan Walnut (6996-26)
 - 3 Formica Millennium Oak (5887-26)
 - 4 Formica Scandi Rift Oak (8677-26)
 - 5 Formica Pale Brushstroke (6997-58)
 - 6 Formica Storm (912-58)
 - A Formica Chelsea Maple (9238-58)
 - E Formica Zen Grey (9243-58)
 - F Formica Black (909-58)
 - G Formica Graphite (837-58)
 - H Formica Ceruse Gray Walnut (6994-26)
 - K Formica Aged Ash (8844-WR)
 - L Formica Formal Walnut (5782-NG)
 - M Formica Classic White (9244-58)
 - Q Formica Inked Oak (5792-PG)
 - W Formica Brite White (459-58)
 - X Formica Non-Premium (58,43, MC, SP, and NT finishes), Formica Premium (WR, 42, 77, 46, RD finishes), Wilsonart Non-Premium (-38, -60), and Wilsonart Premium (-07, -12, -18, -28, -52, -78) + 15%
- Orders of 100+ units have no upcharge.
Wilsonart virtual design library Y series laminates, Wilsonart Solicor, and Formica ColorCore2 are not included in the above upcharges.
For pricing, contact designteam@enwork.com

(#) Contour Laminate Suffix List:

- C Fashion Grey
- G Natural Maple
- R Hayward Cherry
- W Designer White

(#) Veneer Suffix List:

- D Maple (stained similar to Chelsea Maple laminate)
 - T Walnut (stained similar to Wilsonart Ebony Recon non-standard laminate)
 - ** 3 Ash - Clear Coat
 - ** 4 Ash - Light Grey Stain (stained similar to Pale Brushstroke laminate)
 - ** 5 Ash - Dark Grey Stain (stained similar to Storm laminate)
 - 6 Rift Cut Oak - Clear Coat (stained similar to Scandi Rift Oak laminate)
 - 7 Walnut - Clear Coat (stained similar to Pecan Walnut laminate)
 - X Stain Match (add a one-time \$700 list Stain Match fee) +10%
- ** See page 22 for color and grain variation.

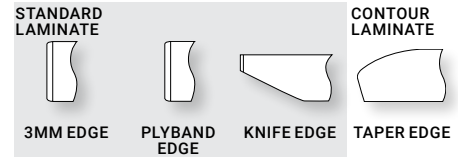
Product Specifications:

- > Rounded Rectangle tops will have 4" radius corners if Plyband (L) or 3mm wood edge (E or P) is chosen in Step 2.

Ordering Information:

- > **BRACES ARE INCLUDED WITH TABLE TOPS IF REQUIRED. See below for quantities.**
Maximum span between legs is 72".
- > Tops for open plan workstations can be found on pages 336-372.
- > **A freight fee of \$150 net is assessed on orders less than \$1500 net. See page 13.**

Laminate & Veneer



D1	W1	BRACES INCL.	Part Number	Laminate & Veneer			
				Suffix A	Suffix L	**Suffix V Suffix C	**Suffix O Suffix T
24	24	0	- XX2424&@#	\$255	\$305	\$366	\$369
24	30	0	- XX2430&@#	\$279	\$319	\$399	\$401
24	36	0	- XX2436&@#	\$305	\$350	\$432	\$442
24	42	0	- XX2442&@#	\$376	\$430	\$535	\$537
24	48	0	- XX2448&@#	\$378	\$436	\$537	\$544
24	54	0	- XX2454&@#	\$469	\$534	\$668	\$672
24	60	1	- XX2460&@#	\$518	\$591	\$668	\$692
24	66	1	- XX2466&@#	\$571	\$653	\$740	\$743
24	72	1	- XX2472&@#	\$571	\$653	\$740	\$743
24	78	1	- XX2478&@#	\$723	\$832	\$940	\$954
24	84	1	- XX2484&@#	\$723	\$832	\$940	\$954
24	90	1	- XX2490&@#	\$740	\$850	\$962	\$1,008
24	96	1	- XX2496&@#	\$740	\$850	\$962	\$1,008
24	108	0	2pcs XX24108&@#	\$1,408	\$1,501	n/a	n/a
24	120	0	2pcs XX24120&@#	\$1,408	\$1,508	n/a	n/a
24	132	0	2pcs XX24132&@#	\$1,495	\$1,603	n/a	n/a
24	144	0	2pcs XX24144&@#	\$1,495	\$1,611	n/a	n/a
24	156	0	2pcs XX24156&@#	\$1,668	\$1,794	n/a	n/a
24	168	2	2pcs XX24168&@#	\$1,668	\$1,802	n/a	n/a
24	180	2	2pcs XX24180&@#	\$1,678	\$1,820	n/a	n/a
24	192	2	2pcs XX24192&@#	\$1,687	\$1,837	n/a	n/a
24	204	0	3pcs XX24204&@#	\$2,451	\$2,609	n/a	n/a
24	216	0	3pcs XX24216&@#	\$2,460	\$2,628	n/a	n/a
24	228	3	3pcs XX24228&@#	\$2,471	\$2,644	n/a	n/a
24	240	3	3pcs XX24240&@#	\$2,523	\$2,707	n/a	n/a

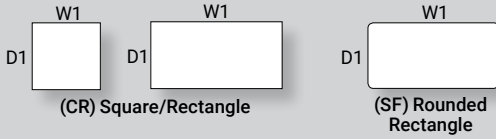
TOPS	TABLES STEP 1 - TOPS
BASES	
POWER DATA	
SUPPORT FURNITURE	
ACCESSORIES	

D1	W1	BRACES INCLD.	Part Number	STANDARD LAMINATE	STANDARD VENEER
				3MM EDGE WOOD EDGE	3MM WOOD EDGE
				Suffix E	Suffix P
24	24	0	- XX2424&@#	\$536	\$607
24	30	0	- XX2430&@#	\$660	\$900
24	36	0	- XX2436&@#	\$743	\$917
24	42	0	- XX2442&@#	\$850	\$1,029
24	48	0	- XX2448&@#	\$958	\$1,141
24	54	0	- XX2454&@#	\$1,063	\$1,253
24	60	1	- XX2460&@#	\$1,263	\$1,442
24	66	1	- XX2466&@#	\$1,367	\$1,570
24	72	1	- XX2472&@#	\$1,472	\$1,691
24	78	1	- XX2478&@#	\$1,583	\$1,817
24	84	1	- XX2484&@#	\$1,687	\$1,943
24	90	1	- XX2490&@#	\$1,793	\$2,066
24	96	1	- XX2496&@#	\$1,897	\$2,192

Training Table Tops (30"D)

STEP 1

(XX) Top Shape Prefix List:



STEP 2

(&) Finish and Edge Suffix List:

- A Standard Laminate – 3mm Edge
- L Standard Laminate – Plyband Edge (if SF top, corner radius = 4")
- **V Standard Laminate – Knife Edge (front only, sides/back flat)
- C Standard Laminate – Knife Edge (all sides)
- **O Contour Laminate - Taper Edge (Front only, sides/back flat)
- T Contour Laminate – Taper Edge (all sides)
- E Standard Laminate – 3mm Wood Edge
- P Standard Veneer – 3mm Wood Edge

** Knife edge front (V) only available if CR is chosen in Step 1.
Taper edge front (O) only available flat if CR is chosen in Step 1.

STEP 3

(@) Cable Management Suffix List:

- N No Cable Management no charge
- G Grommet (one, center rear) + \$19
- P Powerlex Grommet (one left, one right) + \$37
- U Power/Data Cut-out (one, center rear) + \$37
- K Power/Data Cut-out (one, center of table) + \$37
- X Other TBD

STEP 4

(#) Laminate Suffix List:

- 2 Formica Pecan Walnut (6996-26)
 - 3 Formica Millennium Oak (5887-26)
 - 4 Formica Scandi Rift Oak (8677-26)
 - 5 Formica Pale Brushstroke (6997-58)
 - 6 Formica Storm (912-58)
 - A Formica Chelsea Maple (9238-58)
 - E Formica Zen Grey (9243-58)
 - F Formica Black (909-58)
 - G Formica Graphite (837-58)
 - H Formica Ceruse Gray Walnut (6994-26)
 - K Formica Aged Ash (8844-WR)
 - L Formica Formal Walnut (5782-NG)
 - M Formica Classic White (9244-58)
 - Q Formica Inked Oak (5792-PG)
 - W Formica Brite White (459-58)
 - X Formica Non-Premium (58,43, MC, SP, and NT finishes), Formica Premium (WR, 42, 77, 46, RD finishes), Wilsonart Non-Premium (-38, -60), and Wilsonart Premium (-07, -12, -18, -28, -52, -78) + 15%
- Orders of 100+ units have no upcharge.
Wilsonart virtual design library Y series laminates, Wilsonart Solicor, and Formica ColorCore2 are not included in the above upcharges.
For pricing, contact designteam@enwork.com

(#) Contour Laminate Suffix List:

- C Fashion Grey
- G Natural Maple
- R Hayward Cherry
- W Designer White

(#) Veneer Suffix List:

- D Maple (stained similar to Chelsea Maple laminate)
 - T Walnut (stained similar to Wilsonart Ebony Recon non-standard laminate)
 - **3 Ash - Clear Coat
 - **4 Ash - Light Grey Stain (stained similar to Pale Brushstroke laminate)
 - **5 Ash - Dark Grey Stain (stained similar to Storm laminate)
 - 6 Rift Cut Oak - Clear Coat (stained similar to Scandi Rift Oak laminate)
 - 7 Walnut - Clear Coat (stained similar to Pecan Walnut laminate)
 - X Stain Match (add a one-time \$700 list Stain Match fee) +10%
- ** See page 22 for color and grain variation.

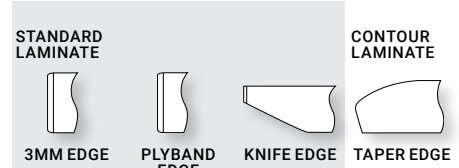
Product Specifications:

- > Rounded rectangle tops will have 4" radius corners if Plyband (L) or 3mm wood edge (E or P) is chosen in Step 2.

Ordering Information:

- > BRACES ARE INCLUDED WITH TABLE TOPS IF REQUIRED. See below for quantities.
- > Maximum span between legs is 72".
- > Tops for open plan workstations can be found on pages 336-372.
- > A freight fee of \$150 net is assessed on orders less than \$1500 net. See page 13.

Laminate & Veneer



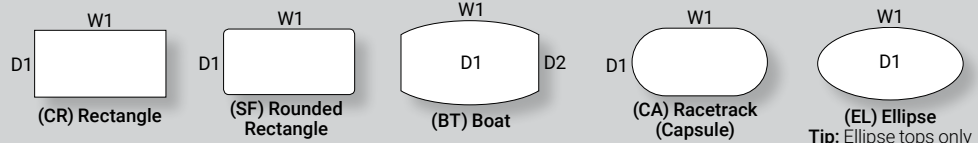
D1	W1	BRACES INCLD.	Part Number	Laminate & Veneer			
				Suffix A	Suffix L	**Suffix V Suffix C	**Suffix O Suffix T
30	30	0	- XX3030&@#	\$346	\$389	\$496	\$747
30	36	0	- XX3036&@#	\$387	\$445	\$536	\$815
30	42	0	- XX3042&@#	\$451	\$511	\$641	\$841
30	48	0	- XX3048&@#	\$452	\$517	\$643	\$886
30	54	0	- XX3054&@#	\$537	\$602	\$762	\$990
30	60	1	- XX3060&@#	\$593	\$679	\$769	\$1,089
30	66	1	- XX3066&@#	\$678	\$779	\$858	\$1,173
30	72	2	- XX3072&@#	\$678	\$779	\$858	\$1,173
30	78	2	- XX3078&@#	\$800	\$918	\$1,039	\$1,342
30	84	2	- XX3084&@#	\$800	\$918	\$1,039	\$1,342
30	90	2	- XX3090&@#	\$833	\$958	\$1,083	\$1,418
30	96	2	- XX3096&@#	\$833	\$958	\$1,083	\$1,418
30	108	0	2pcs XX30108&@#	\$1,516	\$1,613	n/a	n/a
30	120	0	2pcs XX30120&@#	\$1,516	\$1,622	n/a	n/a
30	132	0	2pcs XX30132&@#	\$1,625	\$1,738	n/a	n/a
30	144	0	2pcs XX30144&@#	\$1,625	\$1,746	n/a	n/a
30	156	0	2pcs XX30156&@#	\$1,842	\$1,971	n/a	n/a
30	168	2	2pcs XX30168&@#	\$1,842	\$1,980	n/a	n/a
30	180	2	2pcs XX30180&@#	\$1,852	\$1,998	n/a	n/a
30	192	2	2pcs XX30192&@#	\$1,861	\$2,015	n/a	n/a
30	204	0	3pcs XX30204&@#	\$2,679	\$2,842	n/a	n/a
30	216	0	3pcs XX30216&@#	\$2,689	\$2,859	n/a	n/a
30	228	3	3pcs XX30228&@#	\$2,698	\$2,877	n/a	n/a
30	240	3	3pcs XX30240&@#	\$2,763	\$2,950	n/a	n/a

TOPS	TABLES STEP 1 - TOPS
BASES	
POWER DATA	
SUPPORT FURNITURE	
ACCESSORIES	

D1	W1	BRACES INCLD.	Part Number	STANDARD LAMINATE	STANDARD VENEER
				3MM EDGE WOOD EDGE	3MM WOOD EDGE
				Suffix E	Suffix P
30	30	0	- XX3030&@#	\$765	\$945
30	36	0	- XX3036&@#	\$894	\$1,085
30	42	0	- XX3042&@#	\$1,018	\$1,225
30	48	0	- XX3048&@#	\$1,149	\$1,365
30	54	0	- XX3054&@#	\$1,270	\$1,505
30	60	1	- XX3060&@#	\$1,492	\$1,718
30	66	1	- XX3066&@#	\$1,619	\$1,867
30	72	2	- XX3072&@#	\$1,745	\$2,015
30	78	2	- XX3078&@#	\$1,873	\$2,165
30	84	2	- XX3084&@#	\$1,998	\$2,306
30	90	2	- XX3090&@#	\$2,126	\$2,454
30	96	2	- XX3096&@#	\$2,250	\$2,603

Training Table Tops (36"D)

STEP 1 (XX) Top Shape Prefix List:



STEP 2

(&) Finish and Edge Suffix List:

- A Standard Laminate – 3mm Edge
- L Standard Laminate – Plyband Edge (if SF top, corner radius = 4")
- ** V Standard Laminate – Knife Edge (front only, sides/back flat)
- C Standard Laminate – Knife Edge (all sides)
- ** O Contour Laminate – Taper Edge (front only, sides/back flat)
- T Contour Laminate – Taper Edge (all sides)
- E Standard Laminate – 3mm Wood Edge
- P Standard Veneer – 3mm Wood Edge
- R Standard Veneer – Knife Edge (all sides)

** Knife edge front (V) only available if CR is chosen in Step 1.
Taper edge front (O) only, available flat if CR is chosen in Step 1.

STEP 3

(@) Cable Management Suffix List:

- N No Cable Management no charge
- G Grommet (one, center rear) + \$19
- P Powerlex Grommet (one left, one right) + \$37
- U Power/Data Cut-out (one, center rear) + \$37
- K Power/Data Cut-out (one, center of table) + \$37
- X Other TBD

STEP 4

(#) Laminate Suffix List:

- 2 Formica Pecan Walnut (6996-26)
- 3 Formica Millennium Oak (5887-26)
- 4 Formica Scandi Rift Oak (8677-26)
- 5 Formica Pale Brushstroke (6997-58)
- 6 Formica Storm (912-58)
- A Formica Chelsea Maple (9238-58)
- E Formica Zen Grey (9243-58)
- F Formica Black (909-58)
- G Formica Graphite (837-58)
- H Formica Ceruse Gray Walnut (6994-26)
- K Formica Aged Ash (8844-WR)
- L Formica Formal Walnut (5782-NG)
- M Formica Classic White (9244-58)
- Q Formica Inked Oak (5792-PG)
- W Formica Brite White (459-58)
- X Formica Non-Premium (58,43, MC, SP, and NT finishes), Formica Premium (WR, 42, 77, 46, RD), Wilsonart Non-Premium (-38, -60), and Wilsonart Premium (-07, -12, -18, -28, -52, -78) + 15%

Orders of 100+ units have no upcharge.
Wilsonart virtual design library Y series laminates, Wilsonart Solicor, and Formica ColorCore2 are not included in the above upcharges.
For pricing, contact designteam@enwork.com

(#) Contour Laminate Suffix List:

- C Fashion Grey
- G Natural Maple
- R Hayward Cherry
- W Designer White

(#) Veneer Suffix List:

- D Maple (stained similar to Chelsea Maple laminate)
 - T Walnut (stained similar to Wilsonart Ebony Recon non-standard laminate)
 - ** 3 Ash - Clear Coat
 - ** 4 Ash - Light Grey Stain (stained similar to Pale Brushstroke laminate)
 - ** 5 Ash - Dark Grey Stain (stained similar to Storm laminate)
 - 6 Rift Cut Oak - Clear Coat (stained similar to Scandi Rift Oak laminate)
 - 7 Walnut - Clear Coat (stained similar to Pecan Walnut laminate)
 - X Stain Match (add a one-time \$700 list Stain Match fee) +10%
- ** See page 22 for color and grain variation.

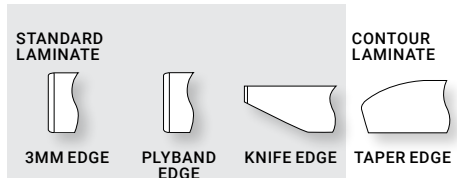
Product Specifications:

- > D2 is 12" less than D1 on Boat tops.
- > Veneer with knife wood edge (R) is 0.12" wide (3mm).
- > Rounded rectangle tops will have 4" radius corners if plyband (L) or 3mm wood edge (E,P, R) is chosen in step 2.
- > Power/data cut-out located center rear (U) is not available on Ellipse or Boat tops.

Ordering Information:

- > BRACES ARE INCLUDED WITH TABLE TOPS IF REQUIRED. See below for quantities.
- > Tops for open plan workstations can be found on pages 336-372.
- > A freight fee of \$150 net is assessed on orders less than \$1500 net. See page 13.

Laminate & Veneer



D1	W1	BRACES INCLD.	Part Number	Suffix A	Suffix L	**Suffix V Suffix C	**Suffix O Suffix T
36	36	0	- XX3636&@#	\$430	\$490	\$662	\$861
36	42	0	- XX3642&@#	\$517	\$583	\$733	\$950
36	48	0	- XX3648&@#	\$524	\$598	\$735	\$1,016
36	54	0	- XX3654&@#	\$641	\$737	\$869	\$1,175
36	60	2	- XX3660&@#	\$833	\$958	\$1,083	\$1,369
36	66	2	- XX3666&@#	\$916	\$1,054	\$1,186	\$1,487
36	72	2	- XX3672&@#	\$916	\$1,054	\$1,186	\$1,466
36	78	2	- XX3678&@#	\$1,106	\$1,267	\$1,431	\$1,745
36	84	2	- XX3684&@#	\$1,106	\$1,267	\$1,431	\$1,745
36	90	2	- XX3690&@#	\$1,106	\$1,267	\$1,431	\$1,745
36	96	2	- XX3696&@#	\$1,106	\$1,267	\$1,431	\$1,745

TOPS
BASES
POWER DATA
SUPPORT FURNITURE
ACCESSORIES

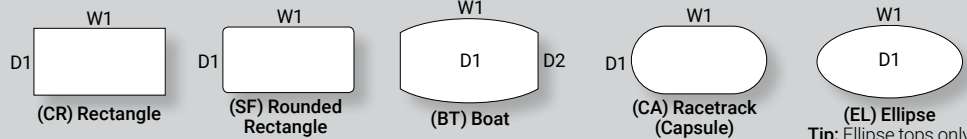
TABLES STEP 1 - TOPS

D1	W1	BRACES INCLD.	Part Number	STANDARD LAMINATE	STANDARD VENEER	Suffix R
				3MM EDGE WOOD EDGE	3MM WOOD EDGE	
				Suffix E	Suffix P	
36	36	0	- XX3636&@#	\$1,041	\$1,217	n/a
36	42	0	- XX3642&@#	\$1,185	\$1,421	n/a
36	48	0	- XX3648&@#	\$1,330	\$1,589	n/a
36	54	0	- XX3654&@#	\$1,480	\$1,757	n/a
36	60	2	- XX3660&@#	\$1,817	\$2,089	n/a
36	66	2	- XX3666&@#	\$1,969	\$2,265	n/a
36	72	2	- XX3672&@#	\$2,116	\$2,425	\$2,765
36	78	2	- XX3678&@#	\$2,266	\$2,606	n/a
36	84	2	- XX3684&@#	\$2,402	\$2,774	\$3,185
36	90	2	- XX3690&@#	\$2,547	\$2,947	n/a
36	96	2	- XX3696&@#	\$2,693	\$3,118	\$3,605

Conference Table Tops (36"D)

STEP 1 (XX) Top Shape

Prefix List:



STEP 2

(&) Finish and Edge Suffix List:

- A Standard Laminate – 3mm Edge
- L Standard Laminate – Plyband Edge (if SF top, corner radius = 4")
- K Standard Laminate – Knife Edge
- T Contour Laminate – Taper Edge
- E Standard Laminate – 3mm Wood Edge (if SF top, corner radius = 4")
- G Standard Laminate – Knife Wood Edge
- H Standard Laminate – Bullnose Wood Edge
- P Standard Veneer – 3mm Wood Edge (if SF top, corner radius = 4")
- R Standard Veneer – Knife w/ 3mm Wood Edge (if SF top, corner radius=4")
- B Back-Painted Glass on 1-1/8" Knife Edge MDF
- D Back-Painted Glass (frosted) on 1-1/8" Knife Edge MDF
- J **Cambria (Quartz) – .75 on 1-1/8" Knife Edge MDF (recessed 2")
- I **Cambria (Quartz) – .25 on 1-1/8" Knife Edge MDF
- M Designer White Solid Surface (Wilsonart) – 2 1/8" Flat Edge
- N Designer White Solid Surface (Wilsonart) – 1-1/4" Knife Edge
- Y Statement Laminate Top – 2 1/8" Flat Ply Edge
- 2 Statement Laminate Top – 1 1/4" Flat Ply Edge
- 3 Statement Laminate Top – Knife Ply Edge
- Z Statement Veneer Top – 2 1/8" Flat Ply Edge
- 4 Statement Veneer Top – Knife Ply Edge

** Tip: Quartz patterns on multi-piece tops do not align.

STEP 3

(@) Cable Management Suffix List:

- N No Cable Management
- Q Grommet (one, center) no charge
- K One Pwr/Data Cut-out, Centered + \$19
- D Two Pwr/Data Cut-outs, Between Outer Bases + \$37
- E Three Pwr/Data Cut-outs, Between Bases + \$74
- F Foundation Trough Door Kit Cut Out (n/a Designer Finishes) + \$111
- X Other + \$400

STEP 4 - Laminate, Veneer, Back-Painted Glass, Quartz, and Statement Ply Only

(#) Laminate Suffix List:

- 2 Formica Pecan Walnut (6996-26)
- 3 Formica Millennium Oak (5887-26)
- 4 Formica Scandi Rift Oak (8677-26)
- 5 Formica Pale Brushstroke (6997-58)
- 6 Formica Storm (912-58)
- A Formica Chelsea Maple (9238-58)
- 8 Formica Fenix White (Bianco Kos - J0032) + 50%
- 9 Formica Fenix Black (Nero Ingo - J0720) + 50%
- E Formica Zen Grey (9243-58)
- F Formica Black (909-58)
- G Formica Graphite (837-58)
- H Formica Ceruse Gray Walnut (6994-26)
- K Formica Aged Ash (8844-WR)
- L Formica Formal Walnut (5782-NG)
- M Formica Classic White (9244-58)
- Q Formica Inked Oak (5792-PG)
- W Formica Brite White (459-58)
- X Formica Non-Premium (58,43, MC, SP, and NT finishes), + 15%
Formica Premium (WR, 42, 77, 46, RD finishes), Wilsonart Non-Premium (-38, -60), and Wilsonart Premium (-07, -12, -18, -28, -52, -78) Orders of 100+ units have no upcharge.

Wilsonart virtual design library Y series laminates, Wilsonart Solicolor, and Formica ColorCore2 are not included in the above upcharges.

For pricing, contact designteam@enwork.com

(#) Contour Laminate Suffix List:

- C Fashion Grey R Hayward Cherry
- G Natural Maple W Designer White

(#) Veneer Suffix List:

- D Maple (stained similar to Chelsea Maple laminate)
- T Walnut (stained similar to Wilsonart Ebony Recon non-standard laminate)
- ** 3 Ash - Clear Coat
- ** 4 Ash - Light Grey Stain (stained similar to Pale Brushstroke laminate)
- ** 5 Ash - Dark Grey Stain (stained similar to Storm laminate)
- 6 Rift Cut Oak - Clear Coat (stained similar to Scandi Rift Oak laminate)
- 7 Walnut - Clear Coat (stained similar to Pecan Walnut laminate)
- X Stain Match (add a one-time \$700 list Stain Match fee) +10%

** See page 22 for color and grain variation.

(#) Back Painted Glass Paint Suffix List:

- W White
- B Black
- (#) Cambria Quartz Suffix List:
- E Berwyn (not available in .25" thick) no charge
- J Swanbridge no charge
- K Whitehall no charge
- L Carrick no charge
- M Buxton no charge
- P Portrush (Luxury) +25%
- Q Torquay (not available in .25" thick) no charge

For pricing, other finishes and colors available, contact designteam@enwork.com

Laminate & Veneer

D1	W1	BRACES INCLD.	Part Number	STANDARD LAMINATE		CONTOUR LAMINATE	
				Suffix A	Suffix L	Suffix K	Suffix T
				3MM EDGE	PLYBAND EDGE	KNIFE EDGE	TAPER EDGE
36	108	0	2pcs XX36108&@#	\$1,720	\$1,827	\$2,324	\$2,793
36	120	0	2pcs XX36120&@#	\$1,720	\$1,837	\$2,324	\$2,850
36	132	0	2pcs XX36132&@#	\$1,861	\$1,986	\$2,588	\$3,065
36	144	0	2pcs XX36144&@#	\$1,861	\$1,994	\$2,588	\$3,124
36	156	0	2pcs XX36156&@#	\$2,141	\$2,284	\$2,904	\$3,259
36	168	4	2pcs XX36168&@#	\$2,141	\$2,431	\$2,904	\$4,049
36	180	4	2pcs XX36180&@#	\$2,374	\$2,728	\$3,085	\$4,153
36	192	4	2pcs XX36192&@#	\$2,383	\$2,742	\$3,098	\$4,164
36	204	0	3pcs XX36204&@#	\$3,085	\$3,265	\$4,182	\$4,617
36	216	0	3pcs XX36216&@#	\$3,097	\$3,283	\$4,196	\$4,723
36	228	6	3pcs XX36228&@#	\$3,363	\$3,867	\$4,211	\$5,523
36	240	6	3pcs XX36240&@#	\$3,880	\$4,463	\$5,043	\$6,229

Designer Finishes



For other color options, see page 34.

D1	W1	BRACES INCLD.	Part Number	GLOSS BACK-PAINTED GLASS ON MDF		FROSTED (ETCHED) BACK-PAINTED GLASS ON MDF	
				Suffix B	Suffix D	Suffix B	Suffix D
36	72	2	- XX3672&@#	\$6,717	\$7,767		
36	84	2	- XX3684&@#	\$7,350	\$8,575		
36	96	2	- XX3696&@#	\$8,033	\$9,434		
36	108	0	2pcs XX36108&@#	\$10,096	\$11,671		
36	120	0	2pcs XX36120&@#	\$10,779	\$12,529		
36	132	0	2pcs XX36132&@#	\$12,050	\$13,976		
36	144	0	2pcs XX36144&@#	\$12,734	\$14,834		
36	156	0	2pcs XX36156&@#	\$13,417	\$15,692		
36	168	4	2pcs XX36168&@#	\$14,100	\$16,551		
36	180	4	2pcs XX36180&@#	\$14,783	\$17,409		
36	192	4	2pcs XX36192&@#	\$15,467	\$18,267		
36	204	0	3pcs XX36204&@#	\$17,823	\$20,798		
36	216	0	3pcs XX36216&@#	\$18,506	\$21,657		
36	228	6	3pcs XX36228&@#	\$19,190	\$22,515		
36	240	6	3pcs XX36240&@#	\$20,167	\$23,667		

Product Specifications:

- > Edge profile is the same on all sides.
- > D2 is 12" less than D1 on Boat tops.
- > Laminate with knife wood edge (G) is 1.9" wide. Veneer with knife wood edge (R) is 0.12" wide (3mm).
- > Great care is taken on multi-piece tops to match laminate wood grains as close as possible given the limitations of pattern, shape, laminate repeatability, and manufacturing tolerances. Tops that have 3+ pieces are not guaranteed to be a perfect grain match.
- > Multi-piece tops come with alignment hardware.
- > See page 34 for additional finish specifications.

- > Rounded Rectangle tops will have 4" radius corners if Plyband (L) or 3mm wood edge (E, P, or R) is chosen in Step 2.

Ordering Information:

- > **BRACES ARE INCLUDED WITH TABLE TOPS IF REQUIRED. See below for quantities.**
- > Tops for open plan workstations can be found on pages 336-372.
- > **A freight fee of \$150 net is assessed on orders less than \$1500 net. See page 13.**

TOPS






BASES










POWER DATA

SUPPORT FURNITURE

ACCESSORIES

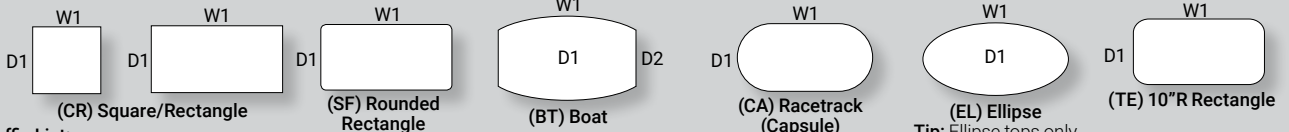
TABLES STEP 1 - TOPS

D1	W1	BRACES INCLD.	Part Number	STANDARD LAMINATE WOOD EDGE			STANDARD VENEER	
				Suffix E	Suffix G	Suffix H	Suffix P	Suffix R
								
				3MM WOOD EDGE	KNIFE WOOD EDGE	BULLNOSE WOOD EDGE	3MM WOOD EDGE	KNIFE w/ 3MM WOOD EDGE
36	108	0	2pcs XX36108&@#	\$3,827	\$5,024	\$4,848	\$4,453	\$4,793
36	120	0	2pcs XX36120&@#	\$4,194	\$5,489	\$5,392	\$4,887	\$5,234
36	132	0	2pcs XX36132&@#	\$4,561	\$5,942	\$5,930	\$5,321	\$5,680
36	144	0	2pcs XX36144&@#	\$4,926	\$6,391	\$6,467	\$5,745	\$6,108
36	156	0	2pcs XX36156&@#	\$5,293	\$6,869	\$7,004	\$6,177	\$6,548
36	168	4	2pcs XX36168&@#	\$6,032	\$7,714	\$7,548	\$6,993	\$7,370
36	180	4	2pcs XX36180&@#	\$6,515	\$9,127	\$8,085	\$7,448	\$7,860
36	192	4	2pcs XX36192&@#	\$6,906	\$9,654	\$8,622	\$7,896	\$8,319
36	204	0	3pcs XX36204&@#	\$7,743	\$10,809	\$9,393	\$8,802	\$9,369
36	216	0	3pcs XX36216&@#	\$8,078	\$11,111	\$9,710	\$9,201	\$9,767
36	228	6	3pcs XX36228&@#	\$8,492	\$11,656	\$10,197	\$9,674	\$10,250
36	240	6	3pcs XX36240&@#	\$8,900	\$12,202	\$10,680	\$10,143	\$10,726

D1	W1	BRACES INCLD.	Part Number	CAMBRIA (QUARTZ)		DESIGNER WHITE SOLID SURFACE (WILSONART)		STATEMENT LAMINATE TOP W/ BIRCH PLY EDGE			STATEMENT VENEER TOP W/ BIRCH PLY EDGE	
				Suffix J	Suffix I	Suffix M	Suffix N	Suffix Y	Suffix 2	Suffix 3	Suffix Z	Suffix 4
												
				.75 FLAT EDGE	.25 FLAT EDGE ON KNIFE MDF	2-1/8" FLAT EDGE	1-1/4" KNIFE EDGE	2-1/8" FLAT EDGE	1-1/4" FLAT EDGE	1-1/4" KNIFE EDGE	2-1/8" FLAT EDGE	1-1/4" KNIFE EDGE
36	72	2	- XX3672&@#	\$12,573	\$12,573	\$7,357	\$6,620	\$3,299	\$2,746	\$3,733	\$3,828	\$4,277
36	84	2	- XX3684&@#	\$14,415	\$14,415	\$8,441	\$7,636	\$3,693	\$3,089	\$4,173	\$4,304	\$4,799
36	96	2	- XX3696&@#	\$16,263	\$16,263	\$9,528	\$8,652	\$4,089	\$3,430	\$4,613	\$4,781	\$5,322
36	108	0	2pcs XX36108&@#	\$18,508	\$18,508	\$13,383	\$12,365	\$5,614	\$4,640	\$6,208	\$6,517	\$7,132
36	120	0	2pcs XX36120&@#	\$20,391	\$20,391	\$14,746	\$13,660	\$6,053	\$4,981	\$6,692	\$7,051	\$7,712
36	132	0	2pcs XX36132&@#	\$20,960	n/a	\$16,113	\$14,956	\$6,508	\$5,323	\$7,199	\$7,597	\$8,314
36	144	0	2pcs XX36144&@#	\$24,529	n/a	\$17,480	\$16,254	\$6,934	\$5,655	\$7,661	\$8,113	\$8,869
36	156	0	2pcs XX36156&@#	\$26,412	n/a	\$18,844	\$17,549	\$7,374	\$5,996	\$8,148	\$8,649	\$9,449
36	168	4	2pcs XX36168&@#	\$28,296	n/a	\$20,211	\$18,844	\$7,814	\$6,336	\$8,630	\$9,181	\$10,028
36	180	4	2pcs XX36180&@#	\$30,178	n/a	\$21,578	\$20,144	\$8,254	\$6,676	\$9,116	\$9,712	\$10,606
36	192	4	2pcs XX36192&@#	\$32,062	n/a	\$22,945	\$21,438	\$8,695	\$7,017	\$9,602	\$10,244	\$11,184
36	204	0	3pcs XX36204&@#	\$34,491	n/a	\$24,309	\$22,734	\$9,626	\$8,225	\$10,639	\$11,298	\$12,343
36	216	0	3pcs XX36216&@#	\$36,375	n/a	\$25,677	\$24,030	\$9,985	\$8,565	\$10,984	\$11,742	\$12,777
36	228	6	3pcs XX36228&@#	\$38,259	n/a	\$27,042	\$25,327	\$10,423	\$8,906	\$11,467	\$12,275	\$13,357
36	240	6	3pcs XX36240&@#	\$40,327	n/a	\$28,409	\$26,622	\$10,864	\$9,248	\$11,954	\$12,807	\$13,935

Conference Table Tops (42" D)

STEP 1
(XX) Top Shape
Prefix List:



STEP 2
(&) Finish and Edge Suffix List:

- A Standard Laminate – 3mm Edge
 - L Standard Laminate – Plyband Edge (if SF top, corner radius = 4")
 - K Standard Laminate – Knife Edge
 - T Contour Laminate – Taper Edge
 - E Standard Laminate – 3mm Wood Edge (if SF top, corner radius = 4")
 - G Standard Laminate – Knife Wood Edge
 - H Standard Laminate – Bullnose Wood Edge
 - P Standard Veneer – 3mm Wood Edge (if SF top, corner radius = 4")
 - R Standard Veneer – Knife w/ 3mm Wood Edge (if SF top, corner radius=4")
 - B Back-Painted Glass on 1-1/8" Knife Edge MDF
 - D Back-Painted Glass (frosted) on 1-1/8" Knife Edge MDF
 - J **Cambria (Quartz) – .75 on 1-1/8" Knife Edge MDF (recessed 2")
 - I **Cambria (Quartz) – .25 on 1-1/8" Knife Edge MDF
 - M Designer White Solid Surface (Wilsonart) - 2 1/8" Flat Edge
 - N Designer White Solid Surface (Wilsonart) - 1-1/4" Knife Edge
 - Y Statement Laminate Top - 2 1/8" Flat Ply Edge
 - 2 Statement Laminate Top - 1 1/4" Flat Ply Edge
 - 3 Statement Laminate Top - Knife Ply Edge
 - Z Statement Veneer Top - 2 1/8" Flat Ply Edge
 - 4 Statement Veneer Top - Knife Ply Edge
- ** Tip: Quartz patterns on multi-piece tops do not align.

STEP 3
(@) Cable Management Suffix List:

- N No Cable Management
- Q Grommet (one, center) no charge + \$19
- K One Pwr/Data Cut-out, Centered + \$37
- D Two Pwr/Data Cut-outs, Between Outer Bases + \$74
- E Three Pwr/Data Cut-outs, Between Bases + \$111
- F Foundation Trough Door Kit Cut Out (n/a Designer Finishes) + \$400
- X Other TBD

STEP 4 - Laminate, Veneer, Back-Painted Glass, Quartz, and Statement Ply Only

(#) Laminate Suffix List:

- 2 Formica Pecan Walnut (6996-26)
 - 3 Formica Millennium Oak (5887-26)
 - 4 Formica Scandi Rift Oak (8677-26)
 - 5 Formica Pale Brushstroke (6997-58)
 - 6 Formica Storm (912-58)
 - A Formica Chelsea Maple (9238-58)
 - 8 Formica Fenix White (Bianco Kos - J0032) + 50%
 - 9 Formica Fenix Black (Nero Ingo - J0720) + 50%
 - E Formica Zen Grey (9243-58)
 - F Formica Black (909-58)
 - G Formica Graphite (837-58)
 - H Formica Ceruse Gray Walnut (6994-26)
 - K Formica Aged Ash (8844-WR)
 - L Formica Formal Walnut (5782-NG)
 - M Formica Classic White (9244-58)
 - Q Formica Inked Oak (5792-PG)
 - W Formica Brite White (459-58)
 - X Formica Non-Premium (58,43, MC, SP, and NT finishes), + 15%
Formica Premium (WR, 42, 77, 46, RD finishes), Wilsonart Non-Premium (-38, -60), and Wilsonart Premium (-07, -12, -18, -28, -52, -78) Orders of 100+ units have no upcharge.
- Wilsonart virtual design library Y series laminates, Wilsonart Solicolor, and Formica ColorCore2 are not included in the above upcharges.
For pricing, contact designteam@enwork.com

(#) Contour Laminate Suffix List:

- C Fashion Grey R Hayward Cherry
- G Natural Maple W Designer White

(#) Veneer Suffix List:

- D Maple (stained similar to Chelsea Maple laminate)
 - T Walnut (stained similar to Wilsonart Ebony Recon non-standard laminate)
 - ** 3 Ash - Clear Coat
 - ** 4 Ash - Light Grey Stain (stained similar to Pale Brushstroke laminate)
 - ** 5 Ash - Dark Grey Stain (stained similar to Storm laminate)
 - 6 Rift Cut Oak - Clear Coat (stained similar to Scandi Rift Oak laminate)
 - 7 Walnut - Clear Coat (stained similar to Pecan Walnut laminate)
 - X Stain Match (add a one-time \$700 list Stain Match fee) +10%
- ** See page 22 for color and grain variation.

(#) Back Painted Glass Paint Suffix List:

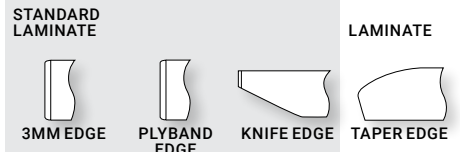
- W White
- B Black

(#) Cambria Quartz Suffix List:

- E Berwyn (not available in .25" thick) no charge
- J Swanbridge no charge
- K Whitehall no charge
- L Carrick no charge
- M Buxton no charge
- P Portrush (Luxury) +25%
- Q Torquay (not available in .25" thick) no charge

For pricing, other finishes and colors available, contact designteam@enwork.com

Laminate & Veneer



D1	W1	BRACES INCLD.		Part Number	Suffix A	Suffix L	Suffix K	Suffix T
42	42	0	-	XX4242&@#	\$621	\$694	\$934	\$1,448
42	48	0	-	XX4248&@#	\$621	\$703	\$878	\$1,474
42	54	0	-	XX4254&@#	\$728	\$824	\$1,026	\$1,624
42	60	2	-	XX4260&@#	\$897	\$1,032	\$1,161	\$1,819
42	66	2	-	XX4266&@#	\$988	\$1,136	\$1,280	\$1,937
42	72	2	-	XX4272&@#	\$988	\$1,136	\$1,280	\$1,937
42	78	2	-	XX4278&@#	\$1,122	\$1,283	\$1,451	\$2,203
42	84	2	-	XX4284&@#	\$1,122	\$1,283	\$1,451	\$2,203
42	90	2	-	XX4290&@#	\$1,182	\$1,357	\$1,535	\$2,203
42	96	2	-	XX4296&@#	\$1,182	\$1,357	\$1,535	\$2,203
42	108	0	2pcs	XX42108&@#	\$1,955	\$2,066	\$2,645	\$2,793
42	120	0	2pcs	XX42120&@#	\$1,955	\$2,074	\$2,645	\$2,850
42	132	0	2pcs	XX42132&@#	\$2,141	\$2,272	\$2,904	\$3,065
42	144	0	2pcs	XX42144&@#	\$2,141	\$2,280	\$2,904	\$3,124
42	156	0	2pcs	XX42156&@#	\$2,517	\$2,664	\$3,420	\$3,259
42	168	4	2pcs	XX42168&@#	\$2,517	\$2,673	\$3,420	\$4,049
42	180	4	2pcs	XX42180&@#	\$2,526	\$2,692	\$3,434	\$4,153
42	192	4	2pcs	XX42192&@#	\$2,537	\$2,711	\$3,449	\$4,164
42	204	0	3pcs	XX42204&@#	\$3,579	\$3,761	\$4,860	\$4,617
42	216	0	3pcs	XX42216&@#	\$3,588	\$3,779	\$4,875	\$4,723
42	228	6	3pcs	XX42228&@#	\$3,598	\$3,799	\$4,888	\$5,523
42	240	6	3pcs	XX42240&@#	\$3,880	\$4,463	\$5,032	\$6,229

Designer Finishes

GLOSS BACK-PAINTED GLASS ON MDF FROSTED (ETCHED) BACK-PAINTED GLASS ON MDF

For other color options, see page 34.



D1	W1	BRACES INCLD.		Part Number	Suffix B	Suffix D
42	72	2	-	XX4272&@#	\$7,350	\$8,575
42	84	2	-	XX4284&@#	\$8,147	\$9,577
42	96	2	-	XX4296&@#	\$8,944	\$10,578
42	108	0	2pcs	XX42108&@#	\$11,121	\$12,958
42	120	0	2pcs	XX42120&@#	\$11,918	\$13,960
42	132	0	2pcs	XX42132&@#	\$13,303	\$15,549
42	144	0	2pcs	XX42144&@#	\$14,100	\$16,551
42	156	0	2pcs	XX42156&@#	\$14,897	\$17,552
42	168	4	2pcs	XX42168&@#	\$15,695	\$18,553
42	180	4	2pcs	XX42180&@#	\$16,492	\$19,555
42	192	4	2pcs	XX42192&@#	\$17,289	\$20,556
42	204	0	3pcs	XX42204&@#	\$19,759	\$23,230
42	216	0	3pcs	XX42216&@#	\$20,556	\$24,232
42	228	6	3pcs	XX42228&@#	\$21,353	\$25,233
42	240	6	3pcs	XX42240&@#	\$22,445	\$26,529

Product Specifications:

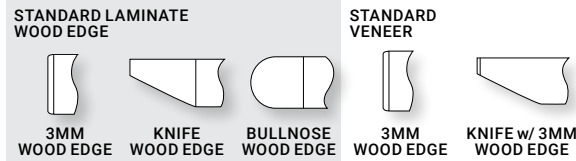
- > Edge profile is the same on all sides.
- > D2 is 12" less than D1 on Boat tops.
- > Laminate with knife wood edge (G) is 1.9" wide. Veneer with knife wood edge (R) is 0.12" wide (3mm).
- > Great care is taken on multi-piece tops to match laminate wood grains as close as possible given the limitations of pattern, shape, laminate repeatability, and manufacturing tolerances. Tops that have 3+ pieces are not guaranteed to be a perfect grain match.
- > Multi-piece tops come with alignment hardware.
- > See page 34 for additional finish specifications.

- > Rounded Rectangle tops will have 4" radius corners if Plyband (L) or 3mm wood edge (E, P, or R) is chosen in Step 2.

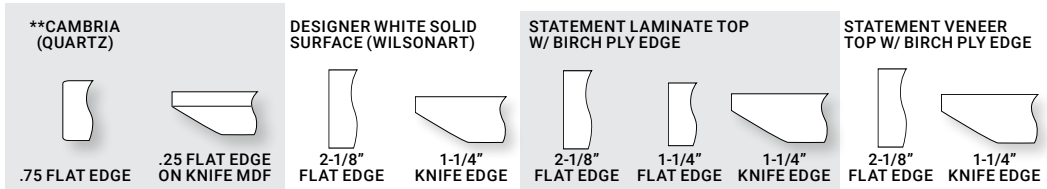
Ordering Information:

- > **BRACES ARE INCLUDED WITH TABLE TOPS IF REQUIRED. See below for quantities.**
- > Tops for open plan workstations can be found on pages 336-372.
- > **A freight fee of \$150 net is assessed on orders less than \$1500 net. See page 13.**

TOPS	TABLES STEP 1 - TOPS
BASES	
POWER DATA	
SUPPORT FURNITURE	
ACCESSORIES	



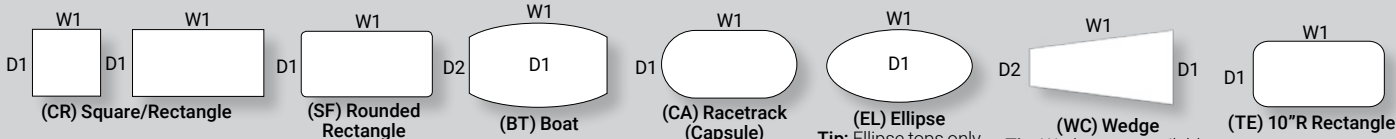
D1	W1	BRACES INCLD.	Part Number	Suffix E	Suffix G	Suffix H	Suffix P	Suffix R
42	42	0	- XX4242&@#	\$1,323	\$2,353	\$2,353	\$1,617	\$1,960
42	48	0	- XX4248&@#	\$1,483	\$2,747	\$2,747	\$1,813	\$2,205
42	54	0	- XX4254&@#	\$1,654	\$2,938	\$2,938	\$2,009	\$2,450
42	60	2	- XX4260&@#	\$2,010	\$3,332	\$3,332	\$2,305	\$2,695
42	66	2	- XX4266&@#	\$2,172	\$3,726	\$3,726	\$2,501	\$2,940
42	72	2	- XX4272&@#	\$2,329	\$4,114	\$4,114	\$2,693	\$3,185
42	78	2	- XX4278&@#	\$2,494	\$4,311	\$4,311	\$2,891	\$3,430
42	84	2	- XX4284&@#	\$2,659	\$4,706	\$4,706	\$3,081	\$3,675
42	90	2	- XX4290&@#	\$2,820	\$5,488	\$5,488	\$3,273	\$3,920
42	96	2	- XX4296&@#	\$2,981	\$5,488	\$5,488	\$3,462	\$4,165
42	108	0	2pcs XX42108&@#	\$3,827	\$5,569	\$5,569	\$4,453	\$5,071
42	120	0	2pcs XX42120&@#	\$4,194	\$6,290	\$6,290	\$4,887	\$5,591
42	132	0	2pcs XX42132&@#	\$4,561	\$6,827	\$6,827	\$5,321	\$6,112
42	144	0	2pcs XX42144&@#	\$4,926	\$7,548	\$7,548	\$5,745	\$6,632
42	156	0	2pcs XX42156&@#	\$5,293	\$8,085	\$8,085	\$6,177	\$7,153
42	168	4	2pcs XX42168&@#	\$6,032	\$8,806	\$8,806	\$6,993	\$7,674
42	180	4	2pcs XX42180&@#	\$6,515	\$9,343	\$9,343	\$7,448	\$8,194
42	192	4	2pcs XX42192&@#	\$6,906	\$10,064	\$10,064	\$7,896	\$8,715
42	204	0	3pcs XX42204&@#	\$7,743	\$10,809	\$10,202	\$8,802	\$9,376
42	216	0	3pcs XX42216&@#	\$8,078	\$11,111	\$10,288	\$9,201	\$9,896
42	228	6	3pcs XX42228&@#	\$8,492	\$11,656	\$10,778	\$9,674	\$10,417
42	240	6	3pcs XX42240&@#	\$8,900	\$12,202	\$11,431	\$10,143	\$10,938



D1	W1	BRACES INCLD.	Part Number	Suffix J	Suffix I	Suffix M	Suffix N	Suffix Y	Suffix 2	Suffix 3	Suffix Z	Suffix 4
42	72	2	- XX4272&@#	\$14,415	\$14,415	\$8,319	\$7,547	\$3,578	\$3,044	\$4,011	\$4,117	\$4,567
42	84	2	- XX4284&@#	\$16,580	\$16,580	\$9,545	\$8,704	\$3,975	\$3,429	\$4,454	\$4,635	\$5,089
42	96	2	- XX4296&@#	\$18,778	\$18,778	\$10,772	\$9,859	\$4,369	\$3,812	\$4,893	\$5,263	\$5,612
42	108	0	2pcs XX42108&@#	\$21,338	\$21,338	\$13,383	\$12,365	\$5,614	\$5,068	\$6,208	\$6,517	\$7,132
42	120	0	2pcs XX42120&@#	\$23,536	\$23,536	\$14,746	\$13,660	\$6,053	\$5,452	\$6,692	\$7,051	\$7,712
42	132	0	2pcs XX42132&@#	\$24,143	n/a	\$16,113	\$14,956	\$6,508	\$5,826	\$7,199	\$7,597	\$8,314
42	144	0	2pcs XX42144&@#	\$28,303	n/a	\$17,480	\$16,254	\$6,934	\$6,208	\$7,661	\$8,382	\$8,869
42	156	0	2pcs XX42156&@#	\$30,501	n/a	\$18,844	\$17,549	\$7,374	\$6,590	\$8,148	\$9,048	\$9,449
42	168	4	2pcs XX42168&@#	\$32,700	n/a	\$20,211	\$18,844	\$7,814	\$6,974	\$8,630	\$9,715	\$10,028
42	180	4	2pcs XX42180&@#	\$34,898	n/a	\$21,578	\$20,144	\$8,254	\$7,356	\$9,116	\$10,381	\$10,606
42	192	4	2pcs XX42192&@#	\$37,097	n/a	\$22,945	\$21,438	\$8,695	\$7,741	\$9,602	\$11,047	\$11,184
42	204	0	3pcs XX42204&@#	\$39,841	n/a	\$24,309	\$22,734	\$9,626	\$8,994	\$10,639	\$11,854	\$12,343
42	216	0	3pcs XX42216&@#	\$42,038	n/a	\$25,677	\$24,030	\$9,985	\$9,377	\$10,984	\$12,520	\$12,777
42	228	6	3pcs XX42228&@#	\$44,329	n/a	\$27,042	\$25,327	\$10,423	\$9,759	\$11,467	\$13,187	\$13,357
42	240	6	3pcs XX42240&@#	\$46,621	n/a	\$28,409	\$26,622	\$10,864	\$10,144	\$11,954	\$13,853	\$13,935

Conference Table Tops (48"D)

STEP 1
(XX) Top Shape
Prefix List:



STEP 2
(&) Finish and Edge Suffix List:

- A Standard Laminate – 3mm Edge
 - L Standard Laminate – Plyband Edge (if SF top, corner radius = 4")
 - K Standard Laminate – Knife Edge
 - T Contour Laminate – Taper Edge
 - E Standard Laminate – 3mm Wood Edge (if SF top, corner radius = 4")
 - G Standard Laminate – Knife Wood Edge
 - H Standard Laminate – Bullnose Wood Edge
 - P Standard Veneer – 3mm Wood Edge (if SF top, corner radius = 4")
 - R Standard Veneer – Knife w/ 3mm Wood Edge (if SF top, corner radius=4")
 - B Back-Painted Glass on 1-1/8" Knife Edge MDF
 - D Back-Painted Glass (frosted) on 1-1/8" Knife Edge MDF
 - J **Cambria (Quartz) – .75 on 1-1/8" Knife Edge MDF (recessed 2")
 - I **Cambria (Quartz) – .25 on 1-1/8" Knife Edge MDF
 - M Designer White Solid Surface (Wilsonart) - 2 1/8" Flat Edge
 - N Designer White Solid Surface (Wilsonart) - 1-1/4" Knife Edge
 - Y Statement Laminate Top - 2 1/8" Flat Ply Edge
 - 2 Statement Laminate Top - 1 1/4" Flat Ply Edge
 - 3 Statement Laminate Top - Knife Ply Edge
 - Z Statement Veneer Top - 2 1/8" Flat Ply Edge
 - 4 Statement Veneer Top - Knife Ply Edge
- ** Tip: Quartz patterns on multi-piece tops do not align.

STEP 3
(@) Cable Management Suffix List:

- N No Cable Management no charge
- K Grommet (one, center) + \$19
- Q One Pwr/Data Cut-out, Centered + \$37
- D Two Pwr/Data Cut-outs, Between Outer Bases + \$74
- E Three Pwr/Data Cut-outs, Between Bases + \$111
- F Foundation Trough Door Kit Cut Out (n/a Designer Finishes) + \$400
- X Other TBD

STEP 4 - Laminate, Veneer, Back-Painted Glass, Quartz, and Statement Ply Only

(#) Laminate Suffix List:

- 2 Formica Pecan Walnut (6996-26)
- 3 Formica Millennium Oak (5887-26)
- 4 Formica Scandi Rift Oak (8677-26)
- 5 Formica Pale Brushstroke (6997-58)
- 6 Formica Storm (912-58)
- A Formica Chelsea Maple (9238-58)
- 8 Formica Fenix White (Bianco Kos - J0032) + 50%
- 9 Formica Fenix Black (Nero Ingo - J0720) + 50%
- E Formica Zen Grey (9243-58)
- F Formica Black (909-58)
- G Formica Graphite (837-58)
- H Formica Ceruse Gray Walnut (6994-26)
- K Formica Aged Ash (8844-WR)
- L Formica Formal Walnut (5782-NG)
- M Formica Classic White (9244-58)
- Q Formica Inked Oak (5792-PG)
- W Formica Brite White (459-58)
- X Formica Non-Premium (58,43, MC, SP, and NT finishes), + 15%
Formica Premium (WR, 42, 77, 46, RD finishes), Wilsonart
Non-Premium (-38, -60), and Wilsonart Premium (-07, -12,
-18, -28, -52, -78) Orders of 100+ units have no upcharge.
Wilsonart virtual design library Y series laminates, Wilsonart Solicolor, and
Formica ColorCore2 are not included in the above upcharges.
For pricing, contact designteam@enwork.com

(#) Contour Laminate Suffix List:

- C Fashion Grey R Hayward Cherry
- G Natural Maple W Designer White

(#) Veneer Suffix List:





- D Maple (stained similar to Chelsea Maple laminate)
 - T Walnut (stained similar to Wilsonart Ebony Recon non-standard laminate)
 - ** 3 Ash - Clear Coat
 - ** 4 Ash - Light Grey Stain (stained similar to Pale Brushstroke laminate)
 - ** 5 Ash - Dark Grey Stain (stained similar to Storm laminate)
 - 6 Rift Cut Oak - Clear Coat (stained similar to Scandi Rift Oak laminate)
 - 7 Walnut - Clear Coat (stained similar to Pecan Walnut laminate)
 - X Stain Match (add a one-time \$700 list Stain Match fee) +10%
- ** See page 22 for color and grain variation.

(#) Back Painted Glass Paint Suffix List:



- W White
- B Black
- (#) Cambria Quartz Suffix List:
- E Berwyn (not available in .25" thick) no charge
- J Swanbridge no charge
- K Whitehall no charge
- L Carrick no charge
- M Buxton no charge
- P Portrush (Luxury) +25%
- Q Torquay (not available in .25" thick) no charge

For pricing, other finishes and colors available, contact designteam@enwork.com

Laminate & Veneer

D1	W1	BRACES INCLD.	Part Number	LAMINATE			
				Suffix A	Suffix L	Suffix K	Suffix T
							
				3MM EDGE	PLYBAND EDGE	KNIFE EDGE	TAPER EDGE
48	48	0	- XX4848&@#	\$639	\$721	\$905	\$1,546
48	54	0	- XX4854&@#	\$728	\$824	\$1,026	\$1,695
48	60	2	- XX4860&@#	\$897	\$1,032	\$1,161	\$1,891
48	66	2	- XX4866&@#	\$988	\$1,136	\$1,280	\$2,016
48	72	2	- XX4872&@#	\$988	\$1,136	\$1,348	\$2,016
48	78	2	- XX4878&@#	\$1,122	\$1,283	\$1,492	\$2,201
48	84	2	- XX4884&@#	\$1,122	\$1,283	\$1,527	\$2,201
48	90	2	- XX4890&@#	\$1,182	\$1,357	\$1,527	\$2,287
48	96	2	- XX4896&@#	\$1,182	\$1,357	\$1,527	\$2,287
48	108	0	2 pcs XX48108&@#	\$1,955	\$2,070	\$2,645	\$2,793
48	120	0	2 pcs XX48120&@#	\$1,955	\$2,080	\$2,645	\$2,850
48	132	0	2 pcs XX48132&@#	\$2,141	\$2,276	\$2,904	\$3,065
48	144	0	2 pcs XX48144&@#	\$2,141	\$2,284	\$2,904	\$3,124
48	156	0	2 pcs XX48156&@#	\$2,517	\$2,668	\$3,420	\$3,259
48	168	4	2 pcs XX48168&@#	\$2,517	\$2,678	\$3,420	\$4,049
48	180	4	2 pcs XX48180&@#	\$2,526	\$2,696	\$3,434	\$4,153
48	192	4	2 pcs XX48192&@#	\$2,537	\$2,715	\$3,449	\$4,164
48	204	0	3 pcs XX48204&@#	\$3,579	\$3,765	\$4,860	\$4,617
48	216	0	3 pcs XX48216&@#	\$3,588	\$3,783	\$4,875	\$4,723
48	228	6	3 pcs XX48228&@#	\$3,598	\$3,804	\$4,888	\$5,523
48	240	6	3 pcs XX48240&@#	\$3,880	\$4,463	\$5,032	\$6,229

Designer Finishes

D1	W1	BRACES INCLD.	Part Number	FINISHES	
				Suffix B	Suffix D
					
				KNIFE EDGE	KNIFE EDGE
48	72	2	- XX4872&@#	\$8,033	\$9,434
48	84	2	- XX4884&@#	\$8,944	\$10,578
48	96	2	- XX4896&@#	\$9,856	\$11,723
48	108	0	2 pcs XX48108&@#	\$12,146	\$14,246
48	120	0	2 pcs XX48120&@#	\$13,057	\$15,390
48	132	0	2 pcs XX48132&@#	\$14,556	\$17,123
48	144	0	2 pcs XX48144&@#	\$15,467	\$18,267
48	156	0	2 pcs XX48156&@#	\$16,378	\$19,412
48	168	4	2 pcs XX48168&@#	\$17,289	\$20,556
48	180	4	2 pcs XX48180&@#	\$18,200	\$21,701
48	192	4	2 pcs XX48192&@#	\$19,111	\$22,845
48	204	0	3 pcs XX48204&@#	\$22,087	\$25,222
48	216	0	3 pcs XX48216&@#	\$22,606	\$26,807
48	228	6	3 pcs XX48228&@#	\$23,517	\$27,951
48	240	6	3 pcs XX48240&@#	\$25,114	\$29,782

Product Specifications:

- > Edge profile is the same on all sides.
- > D2 is 12" less than D1 on Boat tops.
- > For Wedge Tops, D2 is 36"
- > Laminate with knife wood edge (G) is 1.9" wide. Veneer with knife wood edge (R) is 0.12" wide (3mm).
- > Great care is taken on multi-piece tops to match laminate wood grains as close as possible given the limitations of pattern, shape, laminate repeatability, and manufacturing tolerances. Tops that have 3+ pieces are not guaranteed to be a perfect grain match.
- > Multi-piece tops come with alignment hardware.
- > See page 34 for additional finish specifications.

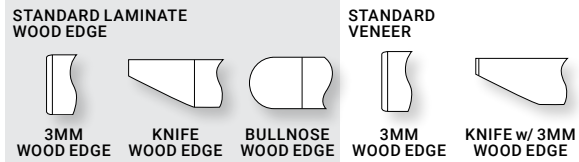
- > Rounded Rectangle tops will have 4" radius corners if Plyband (L) or 3mm wood edge (E, P, or R) is chosen in Step 2.

Ordering Information:

- > **BRACES ARE INCLUDED WITH TABLE TOPS IF REQUIRED. See below for quantities.**
- > Tops for open plan workstations can be found on pages 336-372.
- > **A freight fee of \$150 net is assessed on orders less than \$1500 net. See page 13.**

TOPS
BASES
POWER DATA
SUPPORT FURNITURE
ACCESSORIES

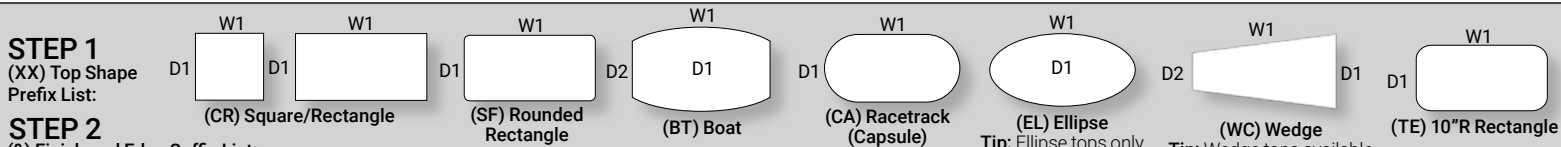
TABLES STEP 1 - TOPS



D1	W1	BRACES INCLD.	Part Number	Suffix E	Suffix G	Suffix H	Suffix P	Suffix R
48	48	0	- XX4848&@#	\$1,669	\$3,135	\$3,135	\$2,037	\$2,485
48	54	0	- XX4854&@#	\$1,856	\$3,529	\$3,529	\$2,261	\$2,765
48	60	2	- XX4860&@#	\$2,232	\$3,917	\$3,917	\$2,572	\$3,045
48	66	2	- XX4866&@#	\$2,408	\$4,311	\$4,311	\$2,788	\$3,325
48	72	2	- XX4872&@#	\$2,592	\$4,706	\$4,706	\$3,004	\$3,605
48	78	2	- XX4878&@#	\$2,779	\$5,093	\$5,093	\$3,225	\$3,850
48	84	2	- XX4884&@#	\$2,960	\$5,488	\$5,488	\$3,440	\$4,165
48	90	2	- XX4890&@#	\$3,142	\$5,229	\$5,229	\$3,659	\$4,445
48	96	2	- XX4896&@#	\$3,324	\$5,229	\$5,229	\$3,828	\$4,725
48	108	0	2 pcs XX48108&@#	\$3,827	\$6,467	\$6,467	\$4,669	\$5,740
48	120	0	2 pcs XX48120&@#	\$4,194	\$7,188	\$7,188	\$5,145	\$6,335
48	132	0	2 pcs XX48132&@#	\$4,561	\$7,902	\$7,902	\$5,621	\$6,930
48	144	0	2 pcs XX48144&@#	\$4,926	\$8,622	\$8,622	\$6,097	\$7,525
48	156	0	2 pcs XX48156&@#	\$5,293	\$9,343	\$9,343	\$6,573	\$8,120
48	168	4	2 pcs XX48168&@#	\$6,032	\$10,064	\$10,064	\$6,993	\$8,715
48	180	4	2 pcs XX48180&@#	\$6,515	\$10,778	\$10,778	\$7,448	\$9,310
48	192	4	2 pcs XX48192&@#	\$6,906	\$11,499	\$11,499	\$7,896	\$9,905
48	204	0	3 pcs XX48204&@#	\$7,743	\$10,809	\$11,104	\$8,802	\$10,640
48	216	0	3 pcs XX48216&@#	\$8,078	\$11,757	\$11,757	\$9,201	\$11,235
48	228	6	3 pcs XX48228&@#	\$8,492	\$12,410	\$12,410	\$9,674	\$11,830
48	240	6	3 pcs XX48240&@#	\$8,900	\$13,063	\$13,063	\$10,143	\$12,425

D1	W1	BRACES INCLD.	Part Number	Suffix J	Suffix I	Suffix M	Suffix N	Suffix Y	Suffix 2	Suffix 3	Suffix Z	Suffix 4
48	72	2	- XX4872&@#	\$16,267	\$16,267	\$9,284	\$8,478	\$3,891	\$3,342	\$4,348	\$4,546	\$5,311
48	84	2	- XX4884&@#	\$18,781	\$18,781	\$10,647	\$9,772	\$4,330	\$3,769	\$4,833	\$5,263	\$6,195
48	96	2	- XX4896&@#	\$21,294	\$21,294	\$12,014	\$11,071	\$4,775	\$4,194	\$5,320	\$5,979	\$5,902
48	108	0	2 pcs XX48108&@#	\$24,167	\$24,167	\$13,383	\$12,365	\$5,614	\$5,496	\$6,208	\$7,239	\$7,303
48	120	0	2 pcs XX48120&@#	\$26,681	\$26,681	\$14,746	\$13,660	\$6,053	\$5,911	\$6,692	\$8,001	\$8,112
48	132	0	2 pcs XX48132&@#	\$27,325	n/a	\$16,113	\$14,956	\$6,508	\$6,337	\$7,199	\$8,763	\$8,922
48	144	0	2 pcs XX48144&@#	\$32,077	n/a	\$17,480	\$16,254	\$6,934	\$6,762	\$7,661	\$9,524	\$9,738
48	156	0	2 pcs XX48156&@#	\$34,591	n/a	\$18,844	\$17,549	\$7,374	\$7,187	\$8,148	\$10,286	\$10,547
48	168	4	2 pcs XX48168&@#	\$37,104	n/a	\$20,211	\$18,844	\$7,814	\$7,613	\$8,630	\$11,047	\$11,356
48	180	4	2 pcs XX48180&@#	\$39,618	n/a	\$21,578	\$20,144	\$8,254	\$8,038	\$9,116	\$11,809	\$12,172
48	192	4	2 pcs XX48192&@#	\$42,131	n/a	\$22,945	\$21,438	\$8,695	\$8,465	\$9,602	\$12,571	\$12,981
48	204	0	3 pcs XX48204&@#	\$45,438	n/a	\$24,309	\$22,734	\$9,626	\$9,762	\$10,639	\$13,472	\$13,899
48	216	0	3 pcs XX48216&@#	\$47,702	n/a	\$25,677	\$24,030	\$9,985	\$10,188	\$10,984	\$14,234	\$14,715
48	228	6	3 pcs XX48228&@#	\$50,215	n/a	\$27,042	\$25,327	\$10,423	\$10,614	\$11,467	\$14,995	\$15,531
48	240	6	3 pcs XX48240&@#	\$53,162	n/a	\$28,409	\$26,622	\$10,864	\$11,039	\$11,954	\$15,757	\$16,347

Conference Table Tops (54"D)



STEP 1
(XX) Top Shape
Prefix List:

STEP 2
(&) Finish and Edge Suffix List:

- A Standard Laminate – 3mm Edge
 - L Standard Laminate – Plyband Edge (if SF top, corner radius = 4")
 - K Standard Laminate – Knife Edge
 - E Standard Laminate – 3mm Wood Edge (if SF top, corner radius = 4")
 - G Standard Laminate – Knife Wood Edge
 - H Standard Laminate – Bullnose Wood Edge
 - P Standard Veneer – 3mm Wood Edge (if SF top, corner radius = 4")
 - R Standard Veneer – Knife w/ 3mm Wood Edge (if SF top, corner radius=4")
 - B Back-Painted Glass on 1-1/8" Knife Edge MDF
 - D Back-Painted Glass (frosted) on 1-1/8" Knife Edge MDF
 - J **Cambria (Quartz) – .75 on 1-1/8" Knife Edge MDF (recessed 2")
 - I **Cambria (Quartz) – .25 on 1-1/8" Knife Edge MDF
 - M Designer White Solid Surface (Wilsonart) - 2 1/8" Flat Edge
 - N Designer White Solid Surface (Wilsonart) - 1-1/4" Knife Edge
 - Y Statement Laminate Top - 2 1/8" Flat Ply Edge
 - 2 Statement Laminate Top - 1 1/4" Flat Ply Edge
 - 3 Statement Laminate Top - Knife Ply Edge
 - Z Statement Veneer Top - 2 1/8" Flat Ply Edge
 - 4 Statement Veneer Top - Knife Ply Edge
- ** Tip: Quartz patterns on multi-piece tops do not align.

STEP 3
(@) Cable Management Suffix List:

- N No Cable Management no charge
- Q Grommet (one, center) + \$19
- K One Pwr/Data Cut-out, Centered + \$37
- D Two Pwr/Data Cut-outs, Between Outer Bases + \$74
- E Three Pwr/Data Cut-outs, Between Bases + \$111
- F Foundation Trough Door Kit Cut Out (n/a Designer Finishes) + \$400
- X Other TBD

STEP 4 - Laminate, Veneer, Back-Painted Glass, Quartz, and Statement Ply Only

(#) Laminate Suffix List:

- 2 Formica Pecan Walnut (6996-26)
- 3 Formica Millennium Oak (5887-26)
- 4 Formica Scandi Rift Oak (8677-26)
- 5 Formica Pale Brushstroke (6997-58)
- 6 Formica Storm (912-58)
- A Formica Chelsea Maple (9238-58)
- 8 Formica Fenix White (Bianco Kos - J0032) + 50%
- 9 Formica Fenix Black (Nero Ingo - J0720) + 50%
- E Formica Zen Grey (9243-58)
- F Formica Black (909-58)
- G Formica Graphite (837-58)
- H Formica Ceruse Gray Walnut (6994-26)
- K Formica Aged Ash (8844-WR)
- L Formica Formal Walnut (5782-NG)
- M Formica Classic White (9244-58)
- Q Formica Inked Oak (5792-PG)
- W Formica Brite White (459-58)
- X Formica Non-Premium (58,43, MC, SP, and NT finishes), + 15%
Formica Premium (WR, 42, 77, 46, RD finishes), Wilsonart
Non-Premium (-38, -60), and Wilsonart Premium (-07, -12,
-18, -28, -52, -78) Orders of 100+ units have no upcharge.
Wilsonart virtual design library Y series laminates, Wilsonart Solcor, and
Formica ColorCore2 are not included in the above upcharges.
For pricing, contact designteam@enwork.com

(#) Contour Laminate Suffix List:

- C Fashion Grey R Hayward Cherry
- G Natural Maple W Designer White

(#) Veneer Suffix List:

- D Maple (stained similar to Chelsea Maple laminate)
 - T Walnut (stained similar to Wilsonart Ebony Recon non-standard laminate)
 - ** 3 Ash - Clear Coat
 - ** 4 Ash - Light Grey Stain (stained similar to Pale Brushstroke laminate)
 - ** 5 Ash - Dark Grey Stain (stained similar to Storm laminate)
 - 6 Rift Cut Oak - Clear Coat (stained similar to Scandi Rift Oak laminate)
 - 7 Walnut - Clear Coat (stained similar to Pecan Walnut laminate)
 - X Stain Match (add a one-time \$700 list Stain Match fee) +10%
- ** See page 22 for color and grain variation.

(#) Back Painted Glass Paint Suffix List:

- W White
- B Black

(#) Cambria Quartz Suffix List:

- E Berwyn (not available in .25" thick) no charge
- J Swanbridge no charge
- K Whitehall no charge
- L Carrick no charge
- M Buxton no charge
- P Portrush (Luxury) +25%
- Q Torquay (not available in .25" thick) no charge

For pricing, other finishes and colors available, contact designteam@enwork.com

Laminate & Veneer

				STANDARD LAMINATE		
				3MM EDGE	PLYBAND EDGE	KNIFE EDGE
D1	W1	BRACES INCLD.	Part Number	Suffix A	Suffix L	Suffix K
54	54	0	- XX5454&@#	\$947	\$1,062	\$1,359
54	72	2	- XX5472&@#	\$1,077	\$1,206	\$1,608
54	84	2	- XX5484&@#	\$1,315	\$1,481	\$1,812
54	96	2	- XX5496&@#	\$1,315	\$1,481	\$1,812
54	108	0	2pcs XX54108&@#	\$2,209	\$2,331	\$2,996
54	120	0	2pcs XX54120&@#	\$2,219	\$2,348	\$3,011
54	132	0	2pcs XX54132&@#	\$2,463	\$2,602	\$3,347
54	144	0	2pcs XX54144&@#	\$2,474	\$2,621	\$3,362
54	156	0	2pcs XX54156&@#	\$2,952	\$3,107	\$4,020
54	168	4	2pcs XX54168&@#	\$2,961	\$3,128	\$4,035
54	180	4	2pcs XX54180&@#	\$2,973	\$3,146	\$4,049
54	192	4	2pcs XX54192&@#	\$2,982	\$3,165	\$4,062
54	204	0	3pcs XX54204&@#	\$4,071	\$4,261	\$5,538
54	216	0	3pcs XX54216&@#	\$4,080	\$4,281	\$5,552
54	228	6	3pcs XX54228&@#	\$4,207	\$4,741	\$5,727
54	240	6	3pcs XX54240&@#	\$4,218	\$4,754	\$5,741

Designer Finishes

				GLOSS BACK-PAINTED GLASS ON MDF		FROSTED (ETCHED) BACK-PAINTED GLASS ON MDF	
				KNIFE EDGE	KNIFE EDGE		
D1	W1	BRACES INCLD.	Part Number	Suffix B	Suffix D		
54	54	0	- XX5454&@#	\$7,008	\$8,189		
54	72	2	- XX5472&@#	\$8,913	\$10,488		
54	84	2	- XX5484&@#	\$9,938	\$11,775		
54	96	2	- XX5496&@#	\$10,963	\$12,573		
54	108	0	2pcs XX54108&@#	\$13,416	\$15,778		
54	120	0	2pcs XX54120&@#	\$14,440	\$17,066		
54	132	0	2pcs XX54132&@#	\$16,200	\$19,088		
54	144	0	2pcs XX54144&@#	\$17,225	\$20,376		
54	156	0	2pcs XX54156&@#	\$18,250	\$21,663		
54	168	4	2pcs XX54168&@#	\$19,275	\$22,951		
54	180	4	2pcs XX54180&@#	\$20,300	\$24,238		
54	192	4	2pcs XX54192&@#	\$21,325	\$25,526		
54	204	0	3pcs XX54204&@#	\$24,146	\$28,609		
54	216	0	3pcs XX54216&@#	\$25,171	\$29,896		
54	228	6	3pcs XX54228&@#	\$26,196	\$31,184		
54	240	6	3pcs XX54240&@#	\$27,588	\$32,839		

Product Specifications:





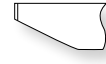
- > Edge profile is the same on all sides.
- > D2 is 12" less than D1 on Boat tops.
- > For Wedge Tops 72"-96"W, D2 is 42" and 108"-240"W D2 is 36"
- > Laminate with knife wood edge (G) is 1.9" wide. Veneer with knife wood edge (R) is 0.12" wide (3mm).
- > Great care is taken on multi-piece tops to match laminate wood grains as close as possible given the limitations of pattern, shape, laminate repeatability, and manufacturing tolerances. Tops that have 3+ pieces are not guaranteed to be a perfect grain match.
- > Multi-piece tops come with alignment hardware.
- > See page 34 for additional finish specifications.










- > Rounded Rectangle tops will have 4" radius corners if Plyband (L) or 3mm wood edge (E, P, or R) is chosen in Step 2.

Ordering Information:

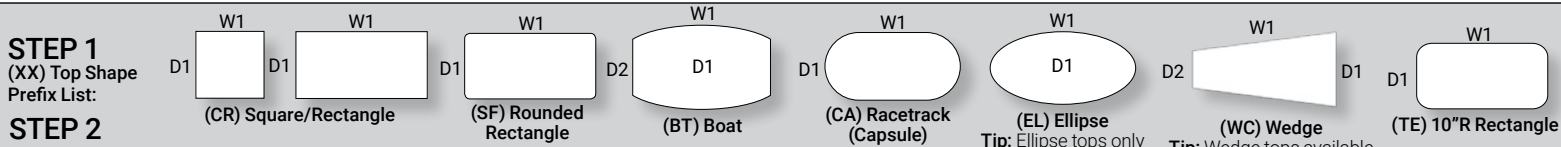
- > **BRACES ARE INCLUDED WITH TABLE TOPS IF REQUIRED. See below for quantities.**
- > Tops for open plan workstations can be found on pages 336-372.
- > **A freight fee of \$150 net is assessed on orders less than \$1500 net. See page 13.**

TOPS	TABLES STEP 1 - TOPS
BASES	
POWER DATA	
SUPPORT FURNITURE	
ACCESSORIES	

D1	W1	BRACES INCLD.	Part Number	STANDARD LAMINATE WOOD EDGE			STANDARD VENEER	
				Suffix E	Suffix G	Suffix H	Suffix P	Suffix R
								
54	54	0	- XX5454&@#	\$3,205	\$4,236	\$3,917	\$3,231	\$3,934
54	72	2	- XX5472&@#	\$3,608	\$5,290	\$5,290	\$4,221	\$4,425
54	84	2	- XX5484&@#	\$4,009	\$6,072	\$6,072	\$4,690	\$4,915
54	96	2	- XX5496&@#	\$4,009	\$7,058	\$7,058	\$4,690	\$5,285
54	108	0	2pcs XX54108&@#	\$5,083	\$6,560	\$7,188	\$5,931	\$6,479
54	120	0	2pcs XX54120&@#	\$5,088	\$8,085	\$8,085	\$5,937	\$7,170
54	132	0	2pcs XX54132&@#	\$5,537	\$8,806	\$8,806	\$6,467	\$7,818
54	144	0	2pcs XX54144&@#	\$5,968	\$9,704	\$9,704	\$6,997	\$8,488
54	156	0	2pcs XX54156&@#	\$6,416	\$10,418	\$10,418	\$7,524	\$9,157
54	168	4	2pcs XX54168&@#	\$7,247	\$11,315	\$11,315	\$8,438	\$9,826
54	180	4	2pcs XX54180&@#	\$7,863	\$12,036	\$12,036	\$9,022	\$10,496
54	192	4	2pcs XX54192&@#	\$8,338	\$12,934	\$12,934	\$9,573	\$11,165
54	204	0	3pcs XX54204&@#	\$9,208	\$13,036	\$13,036	\$10,523	\$12,044
54	216	0	3pcs XX54216&@#	\$9,679	\$13,892	\$13,892	\$11,077	\$12,784
54	228	6	3pcs XX54228&@#	\$10,201	\$14,579	\$14,579	\$11,672	\$13,383
54	240	6	3pcs XX54240&@#	\$10,676	\$15,436	\$15,436	\$12,224	\$14,053

D1	W1	BRACES INCLD.	Part Number	**CAMBRIA (QUARTZ)		DESIGNER WHITE SOLID SURFACE (WILSONART)		STATEMENT LAMINATE TOP W/ BIRCH PLY EDGE			STATEMENT VENEER TOP W/ BIRCH PLY EDGE	
				Suffix J	Suffix I	Suffix M	Suffix N	Suffix Y	Suffix 2	Suffix 3	Suffix Z	Suffix 4
												
54	54	0	- XX5454&@#	\$13,846	\$13,846	\$8,407	\$7,699	\$4,463	\$3,104	\$4,936	\$5,243	\$4,427
54	72	2	- XX5472&@#	\$18,278	\$18,278	\$9,853	\$9,083	\$5,022	\$3,808	\$5,540	\$5,886	\$5,977
54	84	2	- XX5484&@#	\$21,106	\$21,106	\$11,302	\$10,470	\$5,569	\$4,277	\$6,158	\$6,540	\$6,861
54	96	2	- XX5496&@#	\$23,933	\$23,933	\$14,501	\$13,487	\$5,569	\$4,745	\$6,158	\$6,696	\$8,197
54	108	0	2pcs XX54108&@#	\$27,152	\$27,152	\$16,148	\$15,062	\$6,500	\$6,081	\$7,128	\$8,166	\$8,112
54	120	0	2pcs XX54120&@#	\$29,980	\$29,980	\$17,794	\$16,639	\$7,050	\$6,549	\$7,731	\$9,023	\$9,126
54	132	0	2pcs XX54132&@#	\$30,754	n/a	\$19,441	\$18,215	\$7,582	\$7,016	\$8,308	\$9,880	\$9,942
54	144	0	2pcs XX54144&@#	\$36,100	n/a	\$21,087	\$19,792	\$8,113	\$7,484	\$8,883	\$10,737	\$10,955
54	156	0	2pcs XX54156&@#	\$38,929	n/a	\$22,734	\$21,368	\$8,644	\$7,952	\$9,460	\$11,593	\$11,764
54	168	4	2pcs XX54168&@#	\$41,757	n/a	\$24,379	\$22,945	\$9,173	\$8,419	\$10,037	\$12,450	\$12,777
54	180	4	2pcs XX54180&@#	\$44,584	n/a	\$26,028	\$24,519	\$9,706	\$8,886	\$10,613	\$13,307	\$13,593
54	192	4	2pcs XX54192&@#	\$47,412	n/a	\$27,674	\$26,098	\$10,238	\$9,353	\$11,190	\$14,164	\$14,606
54	204	0	3pcs XX54204&@#	\$50,863	n/a	\$29,319	\$27,674	\$11,187	\$10,700	\$12,186	\$15,231	\$16,306
54	216	0	3pcs XX54216&@#	\$53,691	n/a	\$29,389	\$29,250	\$11,718	\$11,167	\$12,763	\$16,087	\$17,381
54	228	6	3pcs XX54228&@#	\$56,520	n/a	\$32,613	\$30,825	\$12,249	\$11,635	\$13,339	\$16,944	\$18,238
54	240	6	3pcs XX54240&@#	\$59,580	n/a	\$34,259	\$32,403	\$12,781	\$12,103	\$13,915	\$17,801	\$19,312

Conference Table Tops (60"D)



STEP 1
(XX) Top Shape
Prefix List:

STEP 2
(&) Finish and Edge Suffix List:

- A Standard Laminate – 3mm Edge
 - L Standard Laminate – Plyband Edge (if SF top, corner radius = 4")
 - K Standard Laminate – Knife Edge
 - E Standard Laminate – 3mm Wood Edge (if SF top, corner radius = 4")
 - G Standard Laminate – Knife Wood Edge
 - H Standard Laminate – Bullnose Wood Edge
 - P Standard Veneer – 3mm Wood Edge (if SF top, corner radius = 4")
 - R Standard Veneer – Knife w/ 3mm Wood Edge (if SF top, corner radius=4")
 - B Back-Painted Glass on 1-1/8" Knife Edge MDF
 - D Back-Painted Glass (frosted) on 1-1/8" Knife Edge MDF
 - J **Cambria (Quartz) – .75 on 1-1/8" Knife Edge MDF (recessed 2")
 - I **Cambria (Quartz) – .25 on 1-1/8" Knife Edge MDF
 - M Designer White Solid Surface (Wilsonart) - 2 1/8" Flat Edge
 - N Designer White Solid Surface (Wilsonart) - 1-1/4" Knife Edge
 - Y Statement Laminate Top - 2 1/8" Flat Ply Edge
 - 2 Statement Laminate Top - 1 1/4" Flat Ply Edge
 - 3 Statement Laminate Top - Knife Ply Edge
 - Z Statement Veneer Top - 2 1/8" Flat Ply Edge
 - 4 Statement Veneer Top - Knife Ply Edge
- ** Tip: Quartz patterns on multi-piece tops do not align.

STEP 3
(@) Cable Management Suffix List:

- N No Cable Management no charge
- Q Grommet (one, center) + \$19
- K One Pwr/Data Cut-out, Centered + \$37
- D Two Pwr/Data Cut-outs, Between Outer Bases + \$74
- E Three Pwr/Data Cut-outs, Between Bases + \$111
- F Foundation Trough Door Kit Cut Out (n/a Designer Finishes) + \$400
- X Other TBD

STEP 4 - Laminate, Veneer, Back-Painted Glass, Quartz, and Statement Ply Only

- (#) Laminate Suffix List:
- 2 Formica Pecan Walnut (6996-26)
 - 3 Formica Millennium Oak (5887-26)
 - 4 Formica Scandi Rift Oak (8677-26)
 - 5 Formica Pale Brushstroke (6997-58)
 - 6 Formica Storm (912-58)
 - A Formica Chelsea Maple (9238-58)
 - 8 Formica Fenix White (Bianco Kos - J0032) + 50%
 - 9 Formica Fenix Black (Nero Ingo - J0720) + 50%
 - E Formica Zen Grey (9243-58)
 - F Formica Black (909-58)
 - G Formica Graphite (837-58)
 - H Formica Ceruse Gray Walnut (6994-26)
 - K Formica Aged Ash (8844-WR)
 - L Formica Formal Walnut (5782-NG)
 - M Formica Classic White (9244-58)
 - Q Formica Inked Oak (5792-PG)
 - W Formica Brite White (459-58)
 - X Formica Non-Premium (58,43, MC, SP, and NT finishes), + 15%
Formica Premium (WR, 42, 77, 46, RD finishes), Wilsonart Non-Premium (-38, -60), and Wilsonart Premium (-07, -12, -18, -28, -52, -78) Orders of 100+ units have no upcharge.
- Wilsonart virtual design library Y series laminates, Wilsonart Solicolor, and Formica ColorCore2 are not included in the above upcharges.*
For pricing, contact designteam@enwork.com

- (#) Contour Laminate Suffix List:
- C Fashion Grey R Hayward Cherry
 - G Natural Maple W Designer White

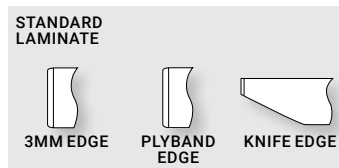
- (#) Veneer Suffix List:
- D Maple (stained similar to Chelsea Maple laminate)
 - T Walnut (stained similar to Wilsonart Ebony Recon non-standard laminate)
 - ** 3 Ash - Clear Coat
 - ** 4 Ash - Light Grey Stain (stained similar to Pale Brushstroke laminate)
 - ** 5 Ash - Dark Grey Stain (stained similar to Storm laminate)
 - 6 Rift Cut Oak - Clear Coat (stained similar to Scandi Rift Oak laminate)
 - 7 Walnut - Clear Coat (stained similar to Pecan Walnut laminate)
 - X Stain Match (add a one-time \$700 list Stain Match fee) +10%
- ** See page 22 for color and grain variation.

- (#) Back Painted Glass Paint Suffix List:
- W White
 - B Black

- (#) Cambria Quartz Suffix List:
- E Berwyn (not available in .25" thick) no charge
 - J Swanbridge no charge
 - K Whitehall no charge
 - L Carrick no charge
 - M Buxton no charge
 - P Portrush (Luxury) +25%
 - Q Torquay (not available in .25" thick) no charge

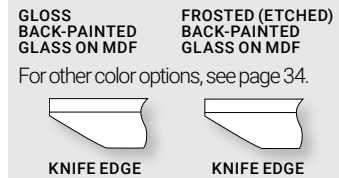
For pricing, other finishes and colors available, contact designteam@enwork.com

Laminate & Veneer



D1	W1	BRACES INCLD.	Part Number	Suffix A	Suffix L	Suffix K
60	60	2	- XX6060&@#	\$947	\$1,062	\$1,359
60	72	2	- XX6072&@#	\$1,077	\$1,206	\$1,510
60	84	2	- XX6084&@#	\$1,315	\$1,481	\$1,812
60	96	2	- XX6096&@#	\$1,315	\$1,481	\$1,812
60	108	0	2 pcs XX60108&@#	\$2,209	\$2,335	\$2,996
60	120	0	2 pcs XX60120&@#	\$2,219	\$2,353	\$3,011
60	132	0	2 pcs XX60132&@#	\$2,463	\$2,606	\$3,347
60	144	0	2 pcs XX60144&@#	\$2,474	\$2,625	\$3,362
60	156	0	2 pcs XX60156&@#	\$2,952	\$3,112	\$4,020
60	168	4	2 pcs XX60168&@#	\$2,961	\$3,132	\$4,035
60	180	4	2 pcs XX60180&@#	\$2,973	\$3,151	\$4,049
60	192	4	2 pcs XX60192&@#	\$2,982	\$3,169	\$4,062
60	204	0	3 pcs XX60204&@#	\$4,071	\$4,265	\$5,538
60	216	0	3 pcs XX60216&@#	\$4,080	\$4,286	\$5,552
60	228	6	3 pcs XX60228&@#	\$4,207	\$4,741	\$5,727
60	240	6	3 pcs XX60240&@#	\$4,218	\$4,754	\$5,741

Designer Finishes



D1	W1	BRACES INCLD.	Part Number	Suffix B	Suffix D
60	60	2	- XX6060&@#	\$8,090	\$9,548
60	72	2	- XX6072&@#	\$9,596	\$11,346
60	84	2	- XX6084&@#	\$10,735	\$12,777
60	96	2	- XX6096&@#	\$11,874	\$14,207
60	108	0	2 pcs XX60108&@#	\$14,440	\$17,066
60	120	0	2 pcs XX60120&@#	\$15,579	\$18,496
60	132	0	2 pcs XX60132&@#	\$17,453	\$20,662
60	144	0	2 pcs XX60144&@#	\$18,592	\$22,093
60	156	0	2 pcs XX60156&@#	\$19,731	\$23,523
60	168	4	2 pcs XX60168&@#	\$20,870	\$24,954
60	180	4	2 pcs XX60180&@#	\$22,009	\$26,384
60	192	4	2 pcs XX60192&@#	\$23,147	\$27,815
60	204	0	3 pcs XX60204&@#	\$26,082	\$31,041
60	216	0	3 pcs XX60216&@#	\$27,221	\$32,471
60	228	6	3 pcs XX60228&@#	\$28,359	\$33,902
60	240	6	3 pcs XX60240&@#	\$29,866	\$35,700

Product Specifications:

- > Edge profile is the same on all sides.
- > D2 is 12" less than D1 on Boat tops.
- > For wedge tops, 72-96"W D2 is 12" less than D1; 108-192"W D2 is 18" less than D1; 204-240"W D2 is 24" less than D1.
- > Laminate with knife wood edge (G) is 1.9" wide. Veneer with knife wood edge (R) is 0.12" wide (3mm).
- > Multi-piece tops come with alignment hardware.
- > See page 34 for additional finish specifications.
- > Rounded Rectangle tops will have 4" radius corners if Plyband (L) or 3mm wood edge (E, P, or R) is chosen in Step 2.

Ordering Information:

- > **BRACES ARE INCLUDED WITH TABLE TOPS IF REQUIRED. See below for quantities.**
- > Tops for open plan workstations can be found on pages 336-372.
- > **A freight fee of \$150 net is assessed on orders less than \$1500 net. See page 13.**

TOPS

BASES

POWER DATA

SUPPORT FURNITURE

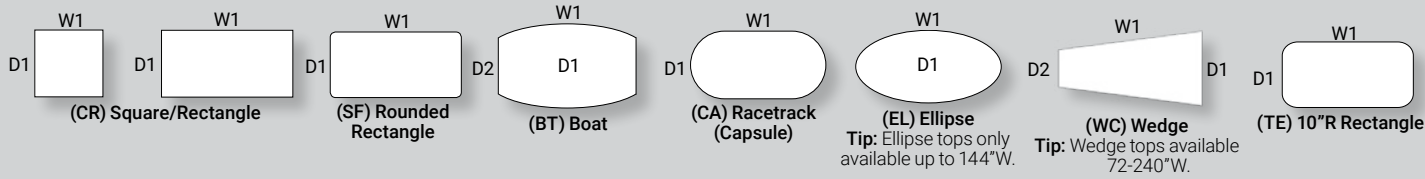
ACCESSORIES

TABLES STEP 1 - TOPS

D1	W1	BRACES INCLD.	Part Number	STANDARD LAMINATE WOOD EDGE			STANDARD VENEER	
				Suffix E	Suffix G	Suffix H	Suffix P	Suffix R
60	60	2	- XX6060&@#	\$3,205	\$4,495	\$4,495	\$3,752	\$3,934
60	72	2	- XX6072&@#	\$3,608	\$5,392	\$5,392	\$4,221	\$4,445
60	84	2	- XX6084&@#	\$4,009	\$6,290	\$6,290	\$4,690	\$5,145
60	96	2	- XX6096&@#	\$4,009	\$7,188	\$7,188	\$4,690	\$5,845
60	108	0	2 pcs XX60108&@#	\$5,083	\$8,085	\$8,085	\$5,931	\$7,149
60	120	0	2 pcs XX60120&@#	\$5,088	\$8,983	\$8,983	\$6,405	\$7,893
60	132	0	2 pcs XX60132&@#	\$5,537	\$9,880	\$9,880	\$7,000	\$8,636
60	144	0	2 pcs XX60144&@#	\$5,968	\$10,778	\$10,778	\$7,595	\$9,380
60	156	0	2 pcs XX60156&@#	\$6,416	\$11,676	\$11,676	\$8,190	\$10,124
60	168	4	2 pcs XX60168&@#	\$7,247	\$12,573	\$12,573	\$8,785	\$10,868
60	180	4	2 pcs XX60180&@#	\$7,863	\$13,478	\$13,478	\$9,380	\$11,611
60	192	4	2 pcs XX60192&@#	\$8,338	\$14,375	\$14,375	\$9,975	\$12,355
60	204	0	3 pcs XX60204&@#	\$9,208	\$14,579	\$14,579	\$10,780	\$13,309
60	216	0	3 pcs XX60216&@#	\$9,679	\$15,436	\$15,436	\$11,375	\$14,053
60	228	6	3 pcs XX60228&@#	\$10,201	\$16,293	\$16,293	\$11,970	\$14,796
60	240	6	3 pcs XX60240&@#	\$10,676	\$17,150	\$17,150	\$12,565	\$15,540

D1	W1	BRACES INCLD.	Part Number	**CAMBRIA (QUARTZ)		DESIGNER WHITE SOLID SURFACE (WILSONART)		STATEMENT LAMINATE TOP W/ BIRCH PLY EDGE			STATEMENT VENEER TOP W/ BIRCH PLY EDGE	
				Suffix J	Suffix I	Suffix M	Suffix N	Suffix Y	Suffix 2	Suffix 3	Suffix Z	Suffix 4
60	60	2	- XX6060&@#	\$16,789	\$16,789	\$9,466	\$8,773	\$4,463	\$3,595	\$4,936	\$5,243	\$5,720
60	72	2	- XX6072&@#	\$20,164	\$20,164	\$9,853	\$9,755	\$5,022	\$4,107	\$5,540	\$5,886	\$6,435
60	84	2	- XX6084&@#	\$23,306	\$23,306	\$11,302	\$11,261	\$5,569	\$4,616	\$6,158	\$6,540	\$7,150
60	96	2	- XX6096&@#	\$26,449	\$26,449	\$14,501	\$13,487	\$5,569	\$5,127	\$6,158	\$7,413	\$8,112
60	108	0	2 pcs XX60108&@#	\$29,984	\$29,984	\$16,148	\$15,062	\$6,500	\$6,500	\$7,128	\$9,023	\$9,126
60	120	0	2 pcs XX60120&@#	\$33,125	\$33,125	\$17,794	\$16,639	\$7,050	\$7,018	\$7,731	\$9,975	\$10,139
60	132	0	2 pcs XX60132&@#	\$33,937	n/a	\$19,441	\$18,215	\$7,582	\$7,527	\$8,308	\$11,557	\$11,159
60	144	0	2 pcs XX60144&@#	\$39,875	n/a	\$21,087	\$19,792	\$8,113	\$8,038	\$8,883	\$11,879	\$12,172
60	156	0	2 pcs XX60156&@#	\$43,019	n/a	\$22,734	\$21,368	\$8,644	\$8,548	\$9,460	\$12,831	\$13,185
60	168	4	2 pcs XX60168&@#	\$46,162	n/a	\$24,379	\$22,945	\$9,173	\$9,058	\$10,037	\$13,713	\$14,198
60	180	4	2 pcs XX60180&@#	\$49,304	n/a	\$26,028	\$24,519	\$9,706	\$9,569	\$10,613	\$14,735	\$15,212
60	192	4	2 pcs XX60192&@#	\$52,448	n/a	\$27,674	\$26,098	\$10,238	\$10,078	\$11,190	\$15,687	\$16,225
60	204	0	3 pcs XX60204&@#	\$56,212	n/a	\$29,319	\$27,674	\$11,187	\$11,187	\$12,186	\$16,849	\$18,238
60	216	0	3 pcs XX60216&@#	\$59,356	n/a	\$29,389	\$29,250	\$11,718	\$11,718	\$12,763	\$17,801	\$19,312
60	228	6	3 pcs XX60228&@#	\$62,498	n/a	\$32,613	\$30,825	\$12,249	\$12,249	\$13,339	\$18,753	\$20,386
60	240	6	3 pcs XX60240&@#	\$65,874	n/a	\$34,259	\$32,403	\$12,781	\$12,781	\$13,915	\$19,705	\$21,454

Conference Table Tops (66"D)



STEP 1
(XX) Top Shape
Prefix List:

STEP 2

- (&) Finish and Edge Suffix List:**
 A Standard Laminate – 3mm Edge
 L Standard Laminate – Plyband Edge (if SF top, corner radius = 4")
 K Standard Laminate – Knife Edge
 E Standard Laminate – 3mm Wood Edge (if SF top, corner radius = 4")
 G Standard Laminate – Knife Wood Edge
 H Standard Laminate – Bullnose Wood Edge
 P Standard Veneer – 3mm Wood Edge (if SF top, corner radius = 4")
 R Standard Veneer – Knife w/ 3mm Wood Edge (if SF top, corner radius = 4")
 B Back-Painted Glass on 1-1/8" Knife Edge MDF
 D Back-Painted Glass (frosted) on 1-1/8" Knife Edge MDF
 Y Statement Laminate Top - 2 1/8" Flat Ply Edge
 2 Statement Laminate Top - 1 1/4" Flat Ply Edge
 3 Statement Laminate Top - Knife Ply Edge
 Z Statement Veneer Top - 2 1/8" Flat Ply Edge
 4 Statement Veneer Top - Knife Ply Edge

STEP 3

- (@) Cable Management Suffix List:**
 N No Cable Management no charge
 Q Grommet (one, center) + \$19
 K One Pwr/Data Cut-out, Centered + \$37
 D Two Pwr/Data Cut-outs, Between Outer Bases + \$74
 H Two Pwr/Data Cut-outs, Between Inner Bases (4-pc tops) + \$74
 E Three Pwr/Data Cut-outs, Between Bases + \$111
 J Four Pwr/Data Cut-outs, Between Bases + \$148
 F Foundation Trough Door Kit Cut Out (n/a Designer Finishes) + \$400
 X Other TBD

STEP 4 - Laminate, Veneer, Back-Painted Glass, and Statement Ply Only

- (#) Laminate Suffix List:**
 2 Formica Pecan Walnut (6996-26)
 3 Formica Millennium Oak (5887-26)
 4 Formica Scandi Rift Oak (8677-26)
 5 Formica Pale Brushstroke (6997-58)
 6 Formica Storm (912-58)
 A Formica Chelsea Maple (9238-58)
 8 Formica Fenix White (Bianco Kos - J0032) + 50%
 9 Formica Fenix Black (Nero Ingo - J0720) + 50%
 E Formica Zen Grey (9243-58)
 F Formica Black (909-58)
 G Formica Graphite (837-58)
 H Formica Ceruse Gray Walnut (6994-26)
 K Formica Aged Ash (8844-WR)
 L Formica Formal Walnut (5782-NG)
 M Formica Classic White (9244-58)
 Q Formica Inked Oak (5792-PG)
 W Formica Brite White (459-58)
 X Formica Non-Premium (58,43, MC, SP, and NT finishes), Formica Premium (WR, 42, 77, 46, RD finishes), Wilsonart Non-Premium (-38, -60), and Wilsonart Premium (-07, -12, -18, -28, -52, -78) + 15%
 Orders of 100+ units have no upcharge.

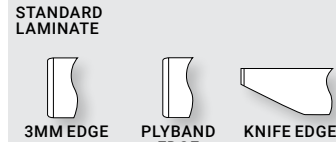
Wilsonart virtual design library Y series laminates, Wilsonart Solicor, and Formica ColorCore2 are not included in the above upcharges. For pricing, contact designteam@enwork.com

- (#) Contour Laminate Suffix List:**
 C Fashion Grey R Hayward Cherry
 G Natural Maple W Designer White

- (#) Veneer Suffix List:**
 D Maple (stained similar to Chelsea Maple laminate)
 T Walnut (stained similar to Wilsonart Ebony Recon non-standard laminate)
 ** 3 Ash - Clear Coat
 ** 4 Ash - Light Grey Stain (stained similar to Pale Brushstroke laminate)
 ** 5 Ash - Dark Grey Stain (stained similar to Storm laminate)
 6 Rift Cut Oak - Clear Coat (stained similar to Scandi Rift Oak laminate)
 7 Walnut - Clear Coat (stained similar to Pecan Walnut laminate)
 X Stain Match (add a one-time \$700 list Stain Match fee) +10%
 ** See page 22 for color and grain variation.

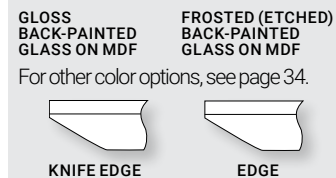
- (#) Back Painted Glass Paint Suffix List:**
 W White
 B Black

Laminate & Veneer



D1	W1	BRACES INCL.	Part Number	Suffix A	Suffix L	Suffix K
66	66	2	2 pcs XX6666&@#	\$1,179	\$1,369	\$1,693
66	72	2	2 pcs XX6672&@#	\$1,530	\$1,774	\$2,148
66	84	2	2 pcs XX6684&@#	\$2,009	\$2,319	\$2,751
66	96	2	2 pcs XX6696&@#	\$2,009	\$2,319	\$2,751
66	108	0	2 pcs XX66108&@#	\$2,486	\$2,872	\$3,379
66	120	0	2 pcs XX66120&@#	\$2,486	\$2,872	\$3,379
66	132	0	3 pcs XX66132&@#	\$3,060	\$3,535	\$4,142
66	144	0	3 pcs XX66144&@#	\$3,060	\$3,535	\$4,142
66	156	0	3 pcs XX66156&@#	\$3,777	\$4,365	\$5,133
66	168	4	3 pcs XX66168&@#	\$3,777	\$4,365	\$5,133
66	180	4	3 pcs XX66180&@#	\$3,777	\$4,365	\$5,133
66	192	4	4 pcs XX66192&@#	\$4,112	\$4,751	\$5,566
66	204	0	4 pcs XX66204&@#	\$5,068	\$5,844	\$6,889
66	216	0	4 pcs XX66216&@#	\$5,068	\$5,844	\$6,889
66	228	6	4 pcs XX66228&@#	\$5,068	\$5,844	\$6,889
66	240	6	4 pcs XX66240&@#	\$5,068	\$5,844	\$6,889

Designer Finishes



D1	W1	BRACES INCL.	Part Number	Suffix B	Suffix D
66	66	2	2 pcs XX6666&@#	\$11,816	\$13,581
66	72	2	2 pcs XX6672&@#	\$12,442	\$14,368
66	84	2	2 pcs XX6684&@#	\$13,303	\$15,549
66	96	2	2 pcs XX6696&@#	\$14,556	\$17,123
66	108	0	2 pcs XX66108&@#	\$16,200	\$19,088
66	120	0	2 pcs XX66120&@#	\$17,453	\$20,662
66	132	0	3 pcs XX66132&@#	\$20,281	\$23,811
66	144	0	3 pcs XX66144&@#	\$21,534	\$25,384
66	156	0	3 pcs XX66156&@#	\$23,374	\$27,546
66	168	4	3 pcs XX66168&@#	\$24,627	\$29,119
66	180	4	3 pcs XX66180&@#	\$25,880	\$30,693
66	192	4	4 pcs XX66192&@#	\$28,511	\$33,646
66	204	0	4 pcs XX66204&@#	\$30,548	\$36,003
66	216	0	4 pcs XX66216&@#	\$31,801	\$37,577
66	228	6	4 pcs XX66228&@#	\$33,054	\$39,150
66	240	6	4 pcs XX66240&@#	\$34,306	\$40,724

Product Specifications:






- > Edge profile is the same on all sides.
- > For boat tops 72"-180"W D2 is 12" less than D1; 192"W-240"W D2 is 18" less than D1
- > For wedge tops, 72-96"W D2 is 12" less than D1; 108-192"W D2 is 18" less than D1; 204-240"W D2 is 24" less than D1.
- > Laminate with knife wood edge (G) is 1.9" wide. Veneer with knife wood edge (R) is 0.12" wide (3mm).
- > Multi-piece tops come with alignment hardware.
- > See page 34 for additional finish specifications.
- > Rounded Rectangle tops will have 4" radius corners if Plyband (L) or 3mm wood edge (E, P, or R) is chosen in Step 2.






- > **BRACES ARE INCLUDED WITH TABLE TOPS IF REQUIRED. See below for quantities.**
- > Tops for open plan workstations can be found on pages 336-372.
- > **A freight fee of \$150 net is assessed on orders less than \$1500 net. See page 13.**

Ordering Information:

TOPS
BASES
POWER DATA
SUPPORT FURNITURE
ACCESSORIES

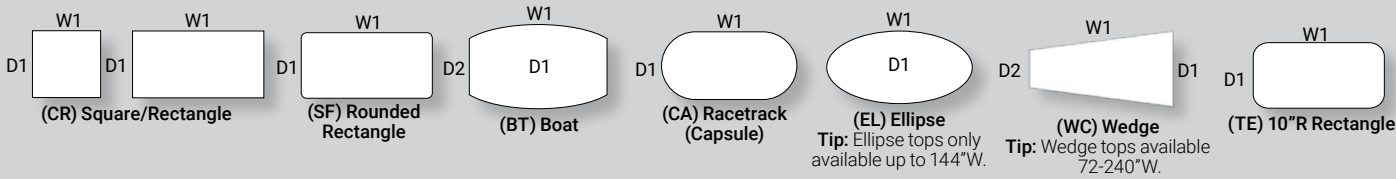
TABLES STEP 1 - TOPS

D1	W1	BRACES INCLD.	Part Number	STANDARD LAMINATE WOOD EDGE			STANDARD VENEER	
				Suffix E	Suffix G	Suffix H	Suffix P	Suffix R
								
				3MM WOOD EDGE	KNIFE WOOD EDGE	BULLNOSE WOOD EDGE	3MM WOOD EDGE	KNIFE w/ 3MM WOOD EDGE
66	66	2	2 pcs XX6666&@#	\$3,205	\$7,930	\$6,393	\$4,055	\$4,955
66	72	2	2 pcs XX6672&@#	\$4,134	\$8,720	\$6,484	\$4,907	\$5,364
66	84	2	2 pcs XX6684&@#	\$4,629	\$10,040	\$8,256	\$5,524	\$6,182
66	96	2	2 pcs XX6696&@#	\$5,122	\$11,620	\$8,999	\$6,132	\$7,000
66	108	0	2 pcs XX66108&@#	\$5,615	\$12,950	\$9,742	\$6,749	\$7,818
66	120	0	2 pcs XX66120&@#	\$6,098	\$14,530	\$10,486	\$7,366	\$8,636
66	132	0	3 pcs XX66132&@#	\$7,407	\$15,130	\$11,977	\$8,811	\$9,664
66	144	0	3 pcs XX66144&@#	\$7,899	\$16,640	\$12,721	\$9,429	\$10,483
66	156	0	3 pcs XX66156&@#	\$8,392	\$17,910	\$13,464	\$10,047	\$11,301
66	168	4	3 pcs XX66168&@#	\$8,887	\$19,420	\$14,208	\$10,664	\$12,119
66	180	4	3 pcs XX66180&@#	\$9,378	\$20,680	\$14,953	\$11,282	\$12,937
66	192	4	4 pcs XX66192&@#	\$10,688	\$22,190	\$16,443	\$12,727	\$13,965
66	204	0	4 pcs XX66204&@#	\$11,181	\$23,450	\$17,186	\$13,344	\$14,783
66	216	0	4 pcs XX66216&@#	\$11,674	\$24,970	\$17,931	\$13,962	\$15,601
66	228	6	4 pcs XX66228&@#	\$12,166	\$26,230	\$18,675	\$14,579	\$16,419
66	240	6	4 pcs XX66240&@#	\$12,659	\$27,740	\$19,417	\$15,197	\$17,238

D1	W1	BRACES INCLD.	Part Number	STATEMENT LAMINATE TOP W/ BIRCH PLY EDGE			STATEMENT VENEER TOP W/ BIRCH PLY EDGE	
				Suffix Y	Suffix 2	Suffix 3	Suffix Z	Suffix 4
								
				2-1/8" FLAT EDGE	1-1/4" FLAT EDGE	1-1/4" KNIFE EDGE	2-1/8" FLAT EDGE	1-1/4" KNIFE EDGE
66	66	2	2 pcs XX6666&@#	\$4,746	\$4,126	\$5,102	\$6,215	\$6,086
66	72	2	2 pcs XX6672&@#	\$5,727	\$5,289	\$6,100	\$6,738	\$6,992
66	84	2	2 pcs XX6684&@#	\$6,289	\$5,832	\$6,694	\$7,785	\$7,718
66	96	2	2 pcs XX6696&@#	\$6,853	\$6,383	\$7,289	\$8,833	\$8,922
66	108	0	2 pcs XX66108&@#	\$7,416	\$6,936	\$7,885	\$9,880	\$9,942
66	120	0	2 pcs XX66120&@#	\$7,979	\$7,488	\$8,478	\$10,927	\$11,159
66	132	0	3 pcs XX66132&@#	\$9,250	\$8,924	\$9,784	\$12,184	\$12,872
66	144	0	3 pcs XX66144&@#	\$9,813	\$9,477	\$10,490	\$13,231	\$14,164
66	156	0	3 pcs XX66156&@#	\$10,377	\$10,028	\$10,974	\$14,279	\$15,232
66	168	4	3 pcs XX66168&@#	\$10,939	\$10,581	\$11,569	\$15,326	\$16,524
66	180	4	3 pcs XX66180&@#	\$11,502	\$11,133	\$12,164	\$16,373	\$17,592
66	192	4	4 pcs XX66192&@#	\$12,774	\$12,569	\$13,469	\$17,630	\$18,884
66	204	0	4 pcs XX66204&@#	\$13,336	\$13,121	\$14,065	\$18,677	\$19,958
66	216	0	4 pcs XX66216&@#	\$13,900	\$13,673	\$14,660	\$19,725	\$21,243
66	228	6	4 pcs XX66228&@#	\$14,462	\$14,225	\$15,254	\$20,772	\$22,318
66	240	6	4 pcs XX66240&@#	\$15,027	\$14,777	\$15,849	\$21,819	\$23,603

Conference Table Tops (72"D)

STEP 1 (XX) Top Shape Prefix List:



STEP 2

(&) Finish and Edge Suffix List:

- A Standard Laminate – 3mm Edge
- L Standard Laminate – Plyband Edge (if SF top, corner radius = 4")
- K Standard Laminate – Knife Edge
- E Standard Laminate – 3mm Wood Edge (if SF top, corner radius = 4")
- G Standard Laminate – Knife Wood Edge
- H Standard Laminate – Bullnose Wood Edge
- P Standard Veneer – 3mm Wood Edge (if SF top, corner radius = 4")
- R Standard Veneer – Knife w/ 3mm Wood Edge (if SF top, corner radius=4")
- B Back-Painted Glass on 1-1/8" Knife Edge MDF
- D Back-Painted Glass (frosted) on 1-1/8" Knife Edge MDF
- Y Statement Laminate Top - 2 1/8" Flat Ply Edge
- 2 Statement Laminate Top - 1 1/4" Flat Ply Edge
- 3 Statement Laminate Top - Knife Ply Edge
- Z Statement Veneer Top - 2 1/8" Flat Ply Edge
- 4 Statement Veneer Top - Knife Ply Edge

STEP 3

(&) Cable Management Suffix List:

- N No Cable Management no charge
- Q Grommet (one, center) + \$19
- K One Pwr/Data Cut-out, Centered + \$37
- D Two Pwr/Data Cut-outs, Between Outer Bases + \$74
- H Two Pwr/Data Cut-outs, Between Inner Bases (4-pc tops) + \$74
- E Three Pwr/Data Cut-outs, Between Bases + \$111
- J Four Pwr/Data Cut-outs, Between Bases + \$148
- F Foundation Trough Door Kit Cut Out (n/a Designer Finishes) + \$400
- X Other TBD

STEP 4 - Laminate, Veneer, Back-Painted Glass, and Statement Ply Only

(&) Laminate Suffix List:

- 2 Formica Pecan Walnut (6996-26)
- 3 Formica Millennium Oak (5887-26)
- 4 Formica Scandi Rift Oak (8677-26)
- 5 Formica Pale Brushstroke (6997-58)
- 6 Formica Storm (912-58)
- A Formica Chelsea Maple (9238-58)
- 8 Formica Fenix White (Bianco Kos - J0032) + 50%
- 9 Formica Fenix Black (Nero Ingo - J0720) + 50%
- E Formica Zen Grey (9243-58)
- F Formica Black (909-58)
- G Formica Graphite (837-58)
- H Formica Ceruse Gray Walnut (6994-26)
- K Formica Aged Ash (8844-WR)
- L Formica Formal Walnut (5782-NG)
- M Formica Classic White (9244-58)
- Q Formica Inked Oak (5792-PG)
- W Formica Brite White (459-58)
- X Formica Non-Premium (58,43, MC, SP, and NT finishes), Formica Premium (WR, 42, 77, 46, RD finishes), Wilsonart Non-Premium (-38, -60), and Wilsonart Premium (-07, -12, -18, -28, -52, -78) + 15%

Orders of 100+ units have no upcharge.
Wilsonart virtual design library Y series laminates, Wilsonart Solicolor, and Formica ColorCore2 are not included in the above upcharges.
For pricing, contact designteam@enwork.com

(&) Contour Laminate Suffix List:

- C Fashion Grey R Hayward Cherry
- G Natural Maple W Designer White

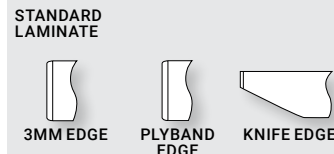
(&) Veneer Suffix List:

- D Maple (stained similar to Chelsea Maple laminate)
 - T Walnut (stained similar to Wilsonart Ebony Recon non-standard laminate)
 - ** 3 Ash - Clear Coat
 - ** 4 Ash - Light Grey Stain (stained similar to Pale Brushstroke laminate)
 - ** 5 Ash - Dark Grey Stain (stained similar to Storm laminate)
 - 6 Rift Cut Oak - Clear Coat (stained similar to Scandi Rift Oak laminate)
 - 7 Walnut - Clear Coat (stained similar to Pecan Walnut laminate)
 - X Stain Match (add a one-time \$700 list Stain Match fee) +10%
- ** See page 22 for color and grain variation.

(&) Back Painted Glass Paint Suffix List:

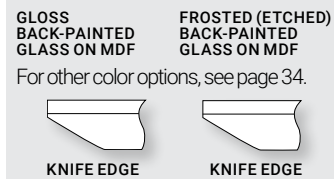
- W White
- B Black

Laminate & Veneer



D1	W1	BRACES INCLD.	Part Number	Suffix A	Suffix L	Suffix K
72	72	2	2 pcs XX7272&@#	\$1,530	\$1,774	\$2,148
72	84	2	2 pcs XX7284&@#	\$2,009	\$2,319	\$2,751
72	96	2	2 pcs XX7296&@#	\$2,009	\$2,319	\$2,751
72	108	0	2 pcs XX72108&@#	\$2,486	\$2,872	\$3,379
72	120	0	2 pcs XX72120&@#	\$2,486	\$2,872	\$3,379
72	132	0	3 pcs XX72132&@#	\$3,060	\$3,535	\$4,142
72	144	0	3 pcs XX72144&@#	\$3,060	\$3,535	\$4,142
72	156	0	3 pcs XX72156&@#	\$3,777	\$4,365	\$5,133
72	168	4	3 pcs XX72168&@#	\$3,777	\$4,365	\$5,133
72	180	4	3 pcs XX72180&@#	\$3,777	\$4,365	\$5,133
72	192	4	4 pcs XX72192&@#	\$4,112	\$4,751	\$5,566
72	204	0	4 pcs XX72204&@#	\$5,068	\$5,844	\$6,889
72	216	0	4 pcs XX72216&@#	\$5,068	\$5,844	\$6,889
72	228	6	4 pcs XX72228&@#	\$5,068	\$5,844	\$6,889
72	240	6	4 pcs XX72240&@#	\$5,068	\$5,844	\$6,889

Designer Finishes



For other color options, see page 34.

D1	W1	BRACES INCLD.	Part Number	Suffix B	Suffix D
72	72	2	2 pcs XX7272&@#	\$13,126	\$15,226
72	84	2	2 pcs XX7284&@#	\$14,100	\$16,551
72	96	2	2 pcs XX7296&@#	\$15,467	\$18,267
72	108	0	2 pcs XX72108&@#	\$17,225	\$20,376
72	120	0	2 pcs XX72120&@#	\$18,592	\$22,093
72	132	0	3 pcs XX72132&@#	\$21,534	\$25,384
72	144	0	3 pcs XX72144&@#	\$22,900	\$27,101
72	156	0	3 pcs XX72156&@#	\$24,855	\$29,405
72	168	4	3 pcs XX72168&@#	\$26,221	\$31,122
72	180	4	3 pcs XX72180&@#	\$27,588	\$32,839
72	192	4	4 pcs XX72192&@#	\$30,334	\$35,934
72	204	0	4 pcs XX72204&@#	\$32,484	\$38,435
72	216	0	4 pcs XX72216&@#	\$33,851	\$40,152
72	228	6	4 pcs XX72228&@#	\$35,217	\$41,868
72	240	6	4 pcs XX72240&@#	\$36,584	\$43,585

Product Specifications:

- > Edge profile is the same on all sides.
- > D2 is 12" less than D1 on Boat tops.
- > For wedge tops, 72-96"W D2 is 12" less than D1; 108-192"W D2 is 18" less than D1; 204-240"W D2 is 24" less than D1.
- > Laminate with knife wood edge (G) is 1.9" wide. Veneer with knife wood edge (R) is 0.12" wide (3mm).
- > Great care is taken on multi-piece tops to match laminate wood grains as close as possible given the limitations of pattern, shape, laminate repeatability, and manufacturing tolerances. Tops that have 3+ pieces are not guaranteed to be a perfect grain match.
- > Multi-piece tops come with alignment hardware.
- > See page 34 for additional finish specifications.

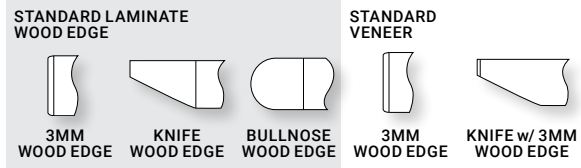
- > Rounded Rectangle tops will have 4" radius corners if Plyband (L) or 3mm wood edge (E, P, or R) is chosen in Step 2.

Ordering Information:

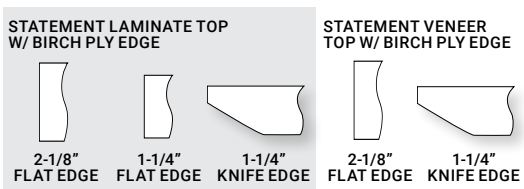
- > **BRACES ARE INCLUDED WITH TABLE TOPS IF REQUIRED. See below for quantities.**
- > Tops for open plan workstations can be found on pages 336-372.
- > **A freight fee of \$150 net is assessed on orders less than \$1500 net. See page 13.**

TABLES STEP 1 - TOPS

TOPS
BASES
POWER DATA
SUPPORT FURNITURE
ACCESSORIES



D1	W1	BRACES INCLD.	Part Number	Suffix E	Suffix G	Suffix H	Suffix P	Suffix R
72	72	2	2 pcs XX7272&@#	\$4,404	\$9,510	\$7,902	\$5,244	\$5,810
72	84	2	2 pcs XX7284&@#	\$4,937	\$11,100	\$8,682	\$5,902	\$6,703
72	96	2	2 pcs XX7296&@#	\$5,470	\$12,680	\$9,460	\$6,570	\$7,595
72	108	0	2 pcs XX72108&@#	\$5,992	\$14,270	\$10,238	\$7,238	\$8,488
72	120	0	2 pcs XX72120&@#	\$6,524	\$15,850	\$11,018	\$7,904	\$9,380
72	132	0	3 pcs XX72132&@#	\$7,876	\$16,640	\$12,544	\$9,405	\$10,483
72	144	0	3 pcs XX72144&@#	\$8,408	\$18,160	\$13,324	\$10,073	\$11,375
72	156	0	3 pcs XX72156&@#	\$8,939	\$19,670	\$14,101	\$10,741	\$12,268
72	168	4	3 pcs XX72168&@#	\$9,469	\$21,180	\$14,879	\$11,409	\$13,160
72	180	4	3 pcs XX72180&@#	\$10,002	\$22,700	\$15,659	\$12,076	\$14,053
72	192	4	4 pcs XX72192&@#	\$11,355	\$24,210	\$17,185	\$13,576	\$15,155
72	204	0	4 pcs XX72204&@#	\$11,888	\$25,720	\$17,964	\$14,244	\$16,048
72	216	0	4 pcs XX72216&@#	\$12,418	\$27,240	\$18,742	\$14,911	\$16,940
72	228	6	4 pcs XX72228&@#	\$12,950	\$28,750	\$19,520	\$15,579	\$17,833
72	240	6	4 pcs XX72240&@#	\$13,482	\$30,260	\$20,298	\$16,246	\$18,725



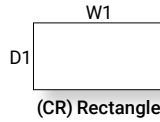
D1	W1	BRACES INCLD.	Part Number	Suffix Y	Suffix 2	Suffix 3	Suffix Z	Suffix 4
72	72	2	2 pcs XX7272&@#	\$6,029	\$5,580	\$6,416	\$7,309	\$7,303
72	84	2	2 pcs XX7284&@#	\$6,623	\$6,175	\$7,045	\$8,452	\$8,520
72	96	2	2 pcs XX7296&@#	\$7,220	\$6,769	\$7,671	\$9,594	\$9,738
72	108	0	2 pcs XX72108&@#	\$7,817	\$7,363	\$8,301	\$10,737	\$10,955
72	120	0	2 pcs XX72120&@#	\$8,413	\$7,958	\$8,930	\$11,879	\$12,172
72	132	0	3 pcs XX72132&@#	\$9,720	\$9,440	\$10,272	\$13,231	\$14,164
72	144	0	3 pcs XX72144&@#	\$10,316	\$10,033	\$10,899	\$14,374	\$15,450
72	156	0	3 pcs XX72156&@#	\$10,914	\$10,628	\$11,528	\$15,516	\$16,735
72	168	4	3 pcs XX72168&@#	\$11,509	\$11,223	\$12,155	\$16,659	\$18,027
72	180	4	3 pcs XX72180&@#	\$12,106	\$11,816	\$12,783	\$17,801	\$19,312
72	192	4	4 pcs XX72192&@#	\$13,414	\$13,298	\$14,126	\$19,153	\$20,597
72	204	0	4 pcs XX72204&@#	\$14,010	\$13,894	\$14,753	\$20,296	\$21,889
72	216	0	4 pcs XX72216&@#	\$14,605	\$14,488	\$15,381	\$21,438	\$23,174
72	228	6	4 pcs XX72228&@#	\$15,203	\$15,082	\$17,002	\$22,581	\$24,460
72	240	6	4 pcs XX72240&@#	\$15,798	\$15,677	\$16,638	\$23,723	\$25,752

Extra Long Conference Table Tops (22 – 36 Feet Long)

STEP 1

(&) Finish and Edge Suffix List:

- A Standard Laminate – 3mm Edge
- L Standard Laminate – Plyband Edge
- K Standard Laminate – Knife Edge
- P Standard Veneer – 3mm Wood Edge
- R Standard Veneer – Knife w/ 3mm Wood Edge
- B Back-Painted Glass on 1-1/8" Knife Edge MDF
- D Back-Painted Glass (frosted) on 1-1/8" Knife Edge MDF
- J **Cambria (Quartz) on 1-1/8" Knife Edge MDF



** Tip: Quartz patterns on multi-piece tops do not align.

STEP 2

(&) Cable Management Suffix List:

- N No Cable Management no charge
- Q Grommet (one, center) + \$19
- K One Pwr/Data Cut-out, Centered + \$37
- M Two Pwr/Data Cut-Outs, Equally Spaced + \$74
- E Three Pwr/Data Cut-Outs, Ends Inset 36", Mid Center + \$111
- L Four Pwr/Data Cut-Outs, Ends Inset 36", Mids Evenly Spaced + \$148
- X Other TBD

STANDARD LAMINATE



3MM EDGE



PLYBAND EDGE



KNIFE EDGE

STEP 3 - Laminate, Veneer, Back-Painted Glass, and Quartz

(&) Laminate Suffix List:

- 2 Formica Pecan Walnut (6996-26)
- 3 Formica Millennium Oak (5887-26)
- 4 Formica Scandi Rift Oak (8677-26)
- 5 Formica Pale Brushstroke (6997-58)
- 6 Formica Storm (912-58)
- A Formica Chelsea Maple (9238-58)
- 8 Formica Fenix White (Bianco Kos - J0032) + 50%
- 9 Formica Fenix Black (Nero Ingo - J0720) + 50%
- E Formica Zen Grey (9243-58)
- F Formica Black (909-58)
- G Formica Graphite (837-58)
- H Formica Ceruse Gray Walnut (6994-26)
- K Formica Aged Ash (8844-WR)
- L Formica Formal Walnut (5782-NG)
- M Formica Classic White (9244-58)
- Q Formica Inked Oak (5792-PG)
- W Formica Brite White (459-58)
- X Formica Non-Premium (58,43, MC, SP, and NT finishes), Formica Premium (WR, 42, 77, 46, RD finishes), Wilsonart Non-Premium (-38, -60), and Wilsonart Premium (-07, -12, -18, -28, -52, -78) + 15%

Orders of 100+ units have no upcharge.
Wilsonart virtual design library Y series laminates, Wilsonart Solicolor, and Formica ColorCore2 are not included in the above upcharges.
For pricing, contact designteam@enwork.com

(&) Veneer Suffix List:

- D Maple (stained similar to Chelsea Maple laminate)
- T Walnut (stained similar to Wilsonart Ebony Recon non-standard laminate)
- ** 3 Ash - Clear Coat
- ** 4 Ash - Light Grey Stain (stained similar to Pale Brushstroke laminate)
- ** 5 Ash - Dark Grey Stain (stained similar to Storm laminate)
- 6 Rift Cut Oak - Clear Coat (stained similar to Scandi Rift Oak laminate)
- 7 Walnut - Clear Coat (stained similar to Pecan Walnut laminate)
- X Stain Match (add a one-time \$700 list Stain Match fee) +10%

** See page 22 for color and grain variation.

(&) Back Painted Glass Paint Suffix List:

- W White
- B Black

(&) Cambria Quartz Suffix List:

- E Berwyn no charge
- J Swanbridge no charge
- K Whitehall no charge
- L Carrick no charge
- M Buxton no charge
- P Portrush (Luxury) +25%
- Q Torquay no charge

For pricing, other finishes and colors available, contact designteam@enwork.com

D1	W1	Part Number	Suffix A	Suffix L	Suffix K
48	264 (22')	3 pcs CR48264&@#	\$4,339	\$4,572	\$4,864
48	288 (24')	4 pcs CR48288&@#	\$4,346	\$4,597	\$4,871
48	312 (26')	4 pcs CR48312&@#	\$5,202	\$5,471	\$5,832
48	336 (28')	4 pcs CR48336&@#	\$5,210	\$5,496	\$5,839
48	360 (30')	5 pcs CR48360&@#	\$5,217	\$5,522	\$5,847
48	384 (32')	5 pcs CR48384&@#	\$6,073	\$6,395	\$6,808
48	408 (34')	5 pcs CR48408&@#	\$6,080	\$6,421	\$6,815
48	432 (36')	6 pcs CR48432&@#	\$6,936	\$7,294	\$7,776
54	264 (22')	3 pcs CR54264&@#	\$5,218	\$5,455	\$5,874
54	288 (24')	4 pcs CR54288&@#	\$5,225	\$5,481	\$5,881
54	312 (26')	4 pcs CR54312&@#	\$6,256	\$6,529	\$7,043
54	336 (28')	4 pcs CR54336&@#	\$6,264	\$6,555	\$7,051
54	360 (30')	5 pcs CR54360&@#	\$6,271	\$6,581	\$7,059
54	384 (32')	5 pcs CR54384&@#	\$7,302	\$7,629	\$8,221
54	408 (34')	5 pcs CR54408&@#	\$7,310	\$7,655	\$8,228
54	432 (36')	6 pcs CR54432&@#	\$8,341	\$8,704	\$9,390
60	264 (22')	3 pcs CR60264&@#	\$5,219	\$5,461	\$5,875
60	288 (24')	4 pcs CR60288&@#	\$5,227	\$5,487	\$5,883
60	312 (26')	4 pcs CR60312&@#	\$6,258	\$6,536	\$7,045
60	336 (28')	4 pcs CR60336&@#	\$6,266	\$6,561	\$7,053
60	360 (30')	5 pcs CR60360&@#	\$6,273	\$6,587	\$7,061
60	384 (32')	5 pcs CR60384&@#	\$7,304	\$7,636	\$8,223
60	408 (34')	5 pcs CR60408&@#	\$7,312	\$7,661	\$8,230
60	432 (36')	6 pcs CR60432&@#	\$8,343	\$8,710	\$9,392
66	264 (22')	5 pcs CR66264&@#	\$5,221	\$5,468	\$5,877
66	288 (24')	5 pcs CR66288&@#	\$5,229	\$5,493	\$5,885
66	312 (24')	6 pcs CR66312&@#	\$6,260	\$6,542	\$7,047
66	336 (28')	6 pcs CR66336&@#	\$6,268	\$6,568	\$7,055
66	360 (30')	6 pcs CR66360&@#	\$6,275	\$6,593	\$7,062
66	384 (32')	7 pcs CR66384&@#	\$7,306	\$7,642	\$8,224
66	408 (34')	7 pcs CR66408&@#	\$7,314	\$7,668	\$8,232
66	432 (36')	8 pcs CR66432&@#	\$8,345	\$8,716	\$9,394
72	264 (22')	5 pcs CR72264&@#	\$5,223	\$5,474	\$5,879
72	288 (24')	5 pcs CR72288&@#	\$5,231	\$5,500	\$5,887
72	312 (26')	6 pcs CR72312&@#	\$6,262	\$6,549	\$7,049
72	336 (28')	6 pcs CR72336&@#	\$6,269	\$6,574	\$7,057
72	360 (30')	6 pcs CR72360&@#	\$6,277	\$6,600	\$7,064
72	384 (32')	7 pcs CR72384&@#	\$7,308	\$7,648	\$8,226
72	408 (34')	7 pcs CR72408&@#	\$7,316	\$7,674	\$8,234
72	432 (36')	8 pcs CR72432&@#	\$8,347	\$8,723	\$9,396

Product Specifications:

- > Edge profile is the same on all sides.
- > Quartz is 3/4" thick.
- > Glass is 1/4" thick.
- > Tops do not include external braces as they are intended for use with Expanse, Odyssey, and Foundation EX bases.
- > Great care is taken on multi-piece tops to match laminate wood grains as close as possible given the limitations of pattern, shape, laminate repeatability, and manufacturing tolerances. Tops that have 3+ pieces are not guaranteed to be a perfect grain match.
- > See page 34 for additional finish specifications.

Ordering Information:

- > A freight fee of \$150 net is assessed on orders less than \$1500 net. See page 13.

TOPS
BASES
POWER DATA
SUPPORT FURNITURE
ACCESSORIES

TABLES STEP 1 - TOPS

D1	W1	Part Number	STANDARD VENEER		GLOSS BACK-PAINTED GLASS ON MDF		FROSTED (ETCHED) BACK-PAINTED GLASS ON MDF		**CAMBRIA (QUARTZ)
			3MM WOOD EDGE	KNIFE w/ 3MM WOOD EDGE	KNIFE EDGE	KNIFE EDGE	FLAT EDGE		
			Suffix P	Suffix R	Suffix B	Suffix D	Suffix J		
48	264 (22')	3 pcs CR48264&@#	\$11,904	\$14,720	\$27,267	\$32,409	\$69,461		
48	288 (24')	4 pcs CR48288&@#	\$13,248	\$16,320	\$28,992	\$34,601	\$75,446		
48	312 (26')	4 pcs CR48312&@#	\$14,272	\$17,600	\$31,566	\$37,643	\$82,156		
48	336 (28')	4 pcs CR48336&@#	\$15,296	\$18,880	\$34,699	\$41,243	\$88,141		
48	360 (30')	5 pcs CR48360&@#	\$16,640	\$20,480	\$36,423	\$43,435	\$94,126		
48	384 (32')	5 pcs CR48384&@#	\$17,664	\$21,760	\$38,998	\$46,477	\$100,836		
48	408 (34')	5 pcs CR48408&@#	\$18,688	\$23,040	\$41,602	\$49,548	\$106,821		
48	432 (36')	6 pcs CR48432&@#	\$20,032	\$24,640	\$46,963	\$56,219	\$113,531		
54	264 (22')	3 pcs CR54264&@#	\$13,632	\$16,800	\$30,500	\$36,285	\$78,425		
54	288 (24')	4 pcs CR54288&@#	\$15,264	\$18,720	\$32,440	\$38,751	\$85,158		
54	312 (26')	4 pcs CR54312&@#	\$16,416	\$20,160	\$35,403	\$42,240	\$92,764		
54	336 (28')	4 pcs CR54336&@#	\$17,568	\$21,600	\$38,751	\$46,113	\$99,497		
54	360 (30')	5 pcs CR54360&@#	\$19,200	\$23,520	\$40,690	\$48,579	\$106,230		
54	384 (32')	5 pcs CR54384&@#	\$20,352	\$24,960	\$43,653	\$52,067	\$113,835		
54	408 (34')	5 pcs CR54408&@#	\$21,504	\$26,400	\$46,473	\$55,413	\$120,568		
54	432 (36')	6 pcs CR54432&@#	\$23,136	\$28,320	\$52,571	\$62,983	\$128,174		
60	264 (22')	3 pcs CR60264&@#	\$15,040	\$18,560	\$32,871	\$39,299	\$86,655		
60	288 (24')	4 pcs CR60288&@#	\$16,800	\$20,640	\$35,026	\$42,038	\$94,136		
60	312 (26')	4 pcs CR60312&@#	\$18,080	\$22,240	\$38,205	\$45,801	\$102,489		
60	336 (28')	4 pcs CR60336&@#	\$19,360	\$23,840	\$41,768	\$49,948	\$109,971		
60	360 (30')	5 pcs CR60360&@#	\$21,120	\$25,920	\$43,923	\$52,688	\$117,452		
60	384 (32')	5 pcs CR60384&@#	\$22,400	\$27,520	\$47,101	\$56,451	\$125,805		
60	408 (34')	5 pcs CR60408&@#	\$23,680	\$29,120	\$50,137	\$60,070	\$133,286		
60	432 (36')	6 pcs CR60432&@#	\$25,440	\$31,200	\$56,798	\$68,368	\$141,640		
66	264 (22')	5 pcs CR66264&@#	\$17,408	\$21,280	\$36,650	\$43,720	\$93,624		
66	288 (24')	5 pcs CR66288&@#	\$18,816	\$23,040	\$39,020	\$46,733	\$101,733		
66	312 (26')	6 pcs CR66312&@#	\$20,704	\$25,280	\$46,062	\$55,253	\$110,722		
66	336 (28')	6 pcs CR66336&@#	\$22,112	\$27,040	\$48,645	\$58,543	\$118,839		
66	360 (30')	6 pcs CR66360&@#	\$23,520	\$28,800	\$51,229	\$61,834	\$126,949		
66	384 (32')	7 pcs CR66384&@#	\$25,408	\$31,040	\$55,715	\$67,028	\$135,938		
66	408 (34')	7 pcs CR66408&@#	\$26,816	\$32,800	\$58,299	\$70,318	\$144,055		
66	432 (36')	8 pcs CR66432&@#	\$28,704	\$35,040	\$62,786	\$75,512	\$152,736		
72	264 (22')	5 pcs CR72264&@#	\$18,816	\$23,040	\$39,020	\$46,733	\$103,113		
72	288 (24')	5 pcs CR72288&@#	\$20,352	\$24,960	\$41,606	\$50,021	\$112,091		
72	312 (26')	6 pcs CR72312&@#	\$22,368	\$27,360	\$49,115	\$59,142	\$121,941		
72	336 (28')	6 pcs CR72336&@#	\$23,904	\$29,280	\$51,933	\$62,731	\$130,918		
72	360 (30')	6 pcs CR72360&@#	\$25,440	\$31,200	\$54,751	\$66,321	\$139,896		
72	384 (32')	7 pcs CR72384&@#	\$27,456	\$33,600	\$59,473	\$71,814	\$149,745		
72	408 (34')	7 pcs CR72408&@#	\$28,992	\$35,520	\$62,292	\$75,404	\$158,723		
72	432 (36')	8 pcs CR72432&@#	\$31,008	\$37,920	\$67,013	\$80,897	\$168,572		

Solid Hardwood Plank Rectangle Table Tops

STEP 1

(&) Finish and Edge Suffix List:

S	Hardwood Plank Clear Coat Ash – Flat Edge
U	Hardwood Plank Clear Coat Walnut – Flat Edge
Q	Hardwood Plank Clear Coat White Oak – Flat Edge
9	Hardwood Plank Clear Coat Ash – Live Edge
W	Hardwood Plank Clear Coat Walnut – Live Edge
F	Hardwood Plank Clear Coat White Oak – Live Edge

STEP 2

(&) Cable Management Suffix List:


N	No Cable Management	no charge
Q	Grommet (one, center)	+\$19
K	One Pwr/Data Cut-out, Centered	+\$37
D	Two Pwr/Data Cut-Outs, Between Outer Bases	+\$74
E	Three Pwr/Data Cut-Outs, Between Bases	+\$111
X	Other	TBD

Product Specifications:

- > Wood patterns and coloration vary by plank due to natural variation in wood.
- > Available in clear coat finishes only.
- > Solid hardwood planks are 4" wide and 1.25" thick.
- > Live edge tops have knife live edge on sides (width) of top. End of tops (depth) have flat edges.
- > Multi-piece tops come with alignment hardware.
- > See page 34 for additional finish specifications.

Ordering Information:

- > **BRACES ARE INCLUDED WITH TABLE TOPS IF REQUIRED. See below for quantities.**
- > **A freight fee of \$150 net is assessed on orders less than \$1500 net. See page 13.**






HARDWOOD PLANK CLEAR COAT ASH	HARDWOOD PLANK CLEAR COAT WALNUT	HARDWOOD PLANK CLEAR COAT WHITE OAK
FLAT EDGE	FLAT EDGE	FLAT EDGE

D1	W1	BRACES INCLD.		Part Number	Suffix S	Suffix U	Suffix Q
36	72	1	-	CR3672&@	\$4,162	\$9,058	\$8,099
36	84	2	-	CR3684&@	\$4,802	\$10,535	\$9,401
36	96	2	-	CR3696&@	\$5,443	\$12,005	\$10,703
36	108	0	2 pcs	CR36108&@	\$6,084	\$13,468	\$12,005
36	120	0	2 pcs	CR36120&@	\$6,725	\$14,931	\$13,300
36	132	0	2 pcs	CR36132&@	\$7,394	\$16,429	\$14,637
36	144	0	2 pcs	CR36144&@	\$8,035	\$17,892	\$15,932
42	72	2	-	CR4272&@	\$5,162	\$10,892	\$9,751
42	84	2	-	CR4284&@	\$5,904	\$12,600	\$11,270
42	96	2	-	CR4296&@	\$6,653	\$14,308	\$12,782
42	108	0	2 pcs	CR42108&@	\$7,402	\$16,016	\$14,301
42	120	0	2 pcs	CR42120&@	\$8,179	\$17,752	\$15,848
42	132	0	2 pcs	CR42132&@	\$8,928	\$19,460	\$17,360
42	144	0	2 pcs	CR42144&@	\$9,677	\$21,168	\$18,879
48	72	2	-	CR4872&@	\$5,976	\$12,355	\$11,053
48	84	2	-	CR4884&@	\$6,653	\$14,308	\$12,782
48	96	2	-	CR4896&@	\$7,538	\$16,289	\$14,546
48	108	0	2 pcs	CR48108&@	\$8,395	\$18,235	\$16,275
48	120	0	2 pcs	CR48120&@	\$9,245	\$20,188	\$18,011
48	132	0	2 pcs	CR48132&@	\$10,102	\$22,141	\$19,747
48	144	0	2 pcs	CR48144&@	\$10,966	\$24,087	\$21,476
54	72	2	-	CR5472&@	\$6,797	\$14,168	\$12,698
54	84	2	-	CR5484&@	\$7,762	\$16,359	\$14,651
54	96	2	-	CR5496&@	\$8,755	\$18,585	\$16,632
54	108	0	2 pcs	CR54108&@	\$9,713	\$20,783	\$18,578
54	120	0	2 pcs	CR54120&@	\$10,670	\$22,974	\$20,524
54	132	0	2 pcs	CR54132&@	\$11,635	\$25,165	\$22,477
54	144	0	2 pcs	CR54144&@	\$12,593	\$27,363	\$24,423
60	72	2	-	CR6072&@	\$7,438	\$15,631	\$14,000
60	84	2	-	CR6084&@	\$8,539	\$18,095	\$16,198
60	96	2	-	CR6096&@	\$9,605	\$20,538	\$18,361
60	108	0	2 pcs	CR60108&@	\$10,670	\$22,974	\$20,524
60	120	0	2 pcs	CR60120&@	\$11,736	\$25,410	\$22,694
60	132	0	2 pcs	CR60132&@	\$12,845	\$27,846	\$24,857
60	144	0	2 pcs	CR60144&@	\$13,874	\$30,282	\$27,020

TOPS
BASES
POWER DATA
SUPPORT FURNITURE
ACCESSORIES

TABLES STEP 1 - TOPS

D1	W1	BRACES INCLD.	Part Number	HARDWOOD PLANK W/ LIVE EDGE CLEAR COAT ASH	HARDWOOD PLANK W/ LIVE EDGE CLEAR COAT WALNUT	HARDWOOD PLANK W/ LIVE EDGE CLEAR COAT WHITE OAK
				 KNIFE LIVE EDGE Suffix 9	 KNIFE LIVE EDGE Suffix W	 KNIFE LIVE EDGE Suffix F
36	72	1	- CR3672&@	\$5,458	\$10,318	\$9,359
36	84	2	- CR3684&@	\$6,314	\$12,005	\$10,871
36	96	2	- CR3696&@	\$7,171	\$13,685	\$12,383
36	108	0	2 pcs CR36108&@	\$8,028	\$15,358	\$13,895
36	120	0	2 pcs CR36120&@	\$8,885	\$17,031	\$15,400
36	132	0	2 pcs CR36132&@	\$9,770	\$18,739	\$16,947
36	144	0	2 pcs CR36144&@	\$10,627	\$20,412	\$18,452
42	72	2	- CR4272&@	\$6,458	\$12,152	\$11,011
42	84	2	- CR4284&@	\$7,416	\$14,070	\$12,740
42	96	2	- CR4296&@	\$8,381	\$15,988	\$14,462
42	108	0	2 pcs CR42108&@	\$9,346	\$17,906	\$16,191
42	120	0	2 pcs CR42120&@	\$10,339	\$19,852	\$17,948
42	132	0	2 pcs CR42132&@	\$11,304	\$21,770	\$19,670
42	144	0	2 pcs CR42144&@	\$12,269	\$23,688	\$21,399
48	72	2	- CR4872&@	\$7,272	\$13,615	\$12,313
48	84	2	- CR4884&@	\$8,165	\$15,778	\$14,252
48	96	2	- CR4896&@	\$9,266	\$17,969	\$16,226
48	108	0	2 pcs CR48108&@	\$10,339	\$20,125	\$18,165
48	120	0	2 pcs CR48120&@	\$11,405	\$22,288	\$20,111
48	132	0	2 pcs CR48132&@	\$12,478	\$24,451	\$22,057
48	144	0	2 pcs CR48144&@	\$13,558	\$26,607	\$23,996
54	72	2	- CR5472&@	\$8,093	\$15,428	\$13,958
54	84	2	- CR5484&@	\$9,274	\$17,829	\$16,121
54	96	2	- CR5496&@	\$10,483	\$20,265	\$18,312
54	108	0	2 pcs CR54108&@	\$11,657	\$22,673	\$20,468
54	120	0	2 pcs CR54120&@	\$12,830	\$25,074	\$22,624
54	132	0	2 pcs CR54132&@	\$14,011	\$27,475	\$24,787
54	144	0	2 pcs CR54144&@	\$15,185	\$29,883	\$26,943
60	72	2	- CR6072&@	\$8,734	\$16,891	\$15,260
60	84	2	- CR6084&@	\$10,051	\$19,565	\$17,668
60	96	2	- CR6096&@	\$11,333	\$22,218	\$20,041
60	108	0	2 pcs CR60108&@	\$12,614	\$24,864	\$22,414
60	120	0	2 pcs CR60120&@	\$13,896	\$27,510	\$24,794
60	132	0	2 pcs CR60132&@	\$15,221	\$30,156	\$27,167
60	144	0	2 pcs CR60144&@	\$16,466	\$32,802	\$29,540

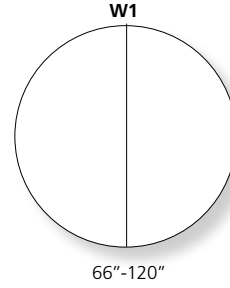

Round Table Tops

STEP 1

(& Finish and Edge Suffix List:

- A Standard Laminate – 3mm Edge
- L Standard Laminate – Plyband Edge
- K Standard Laminate – Knife Edge
- T Contour Laminate – Taper Edge
- E Standard Laminate – 3mm Wood Edge
- G Standard Laminate – Knife Wood Edge
- H Standard Laminate – Bullnose Wood Edge
- P Standard Veneer – 3mm Wood Edge
- R Standard Veneer – Knife w/ 3mm Wood Edge
- B Back-Painted Glass on 1-1/8" Knife Edge MDF
- D Back-Painted Glass (frosted) on 1-1/8" Knife Edge MDF
- J **Cambria (Quartz) on 1-1/8" Knife Edge MDF (receeds 2")
- M Designer White Solid Surface (Wilsonart) - 2 1/8" Flat Edge
- N Designer White Solid Surface (Wilsonart) - 1-1/4" Knife Edge
- Y Statement Laminate Top - 2 1/8" Flat Ply Edge
- 2 Statement Laminate Top - 1 1/4" Flat Ply Edge
- 3 Statement Laminate Top - Knife Ply Edge
- Z Statement Veneer Top - 2 1/8" Flat Ply Edge
- 4 Statement Veneer Top - Knife Ply Edge

** Tip: Quartz patterns on multi-piece tops do not align.



STEP 2

(& Cable Management Suffix List:

- N No Cable Management
- K Grommet (one, center)
- Q One Pwr/Data Cut-out, Centered
- X Other

no charge
+ \$19
+ \$37
TBD

STEP 3 - Laminate, Veneer, Back-Painted Glass, Quartz, and Statement Ply Only

(& Laminate Suffix List:

- 2 Formica Pecan Walnut (6996-26)
- 3 Formica Millennium Oak (5887-26)
- 4 Formica Scandi Rift Oak (8677-26)
- 5 Formica Pale Brushstroke (6997-58)
- 6 Formica Storm (912-58)
- A Formica Chelsea Maple (9238-58)
- E Formica Zen Grey (9243-58)
- F Formica Black (909-58)
- G Formica Graphite (837-58)
- H Formica Ceruse Gray Walnut (6994-26)
- K Formica Aged Ash (8844-WR)
- L Formica Formal Walnut (5782-NG)
- M Formica Classic White (9244-58)
- Q Formica Inked Oak (5792-PG)
- W Formica Brite White (459-58)
- X Formica Non-Premium (58,43, MC, SP, and NT finishes), Formica Premium (WR, 42, 77, 46, RD), Wilsonart Non-Premium (-38, -60), and Wilsonart Premium (-07, -12, -18, -28, -52, -78)

Orders of 100+ units have no upcharge.
Wilsonart virtual design library Y series laminates, Wilsonart Solicolor, and Formica ColorCore2 are not included in the above upcharges.
For pricing, contact designteam@enwork.com

(& Contour Laminate Suffix List:

- C Fashion Grey
- G Natural Maple
- R Hayward Cherry
- W Designer White

(& Veneer Suffix List:

- D Maple (stained similar to Chelsea Maple laminate)
- T Walnut (stained similar to Wilsonart Ebony Recon non-standard laminate)
- ** 3 Ash - Clear Coat
- ** 4 Ash - Light Grey Stain (stained similar to Pale Brushstroke laminate)
- ** 5 Ash - Dark Grey Stain (stained similar to Storm laminate)
- 6 Rift Cut Oak - Clear Coat (stained similar to Scandi Rift Oak laminate)
- 7 Walnut - Clear Coat (stained similar to Pecan Walnut laminate)
- X Stain Match (add a one-time \$700 list Stain Match fee) +10%

** See page 22 for color and grain variation.

(& Back Painted Glass Paint Suffix List:

- W White
- B Black

(& Cambria Quartz Suffix List:

- E Berwyn
- J Swanbridge
- K Whitehall
- L Carrick
- M Buxton
- P Portrush (Luxury)
- Q Torquay

For pricing, other finishes and colors available, contact designteam@enwork.com

Laminate & Veneer

STANDARD LAMINATE

CONTOUR LAMINATE



3MM EDGE

PLYBAND EDGE

KNIFE EDGE

TAPER EDGE

D1	W1	BRACES INCLD.		Part Number	Suffix A	Suffix L	Suffix K	Suffix T
-	24	-	-	R24&@#	\$290	\$356	\$418	\$351
-	30	-	-	R30&@#	\$349	\$429	\$500	\$434
-	36	-	-	R36&@#	\$418	\$523	\$610	\$575
-	42	-	-	R42&@#	\$592	\$704	\$835	\$692
-	48	-	-	R48&@#	\$592	\$716	\$835	\$810
-	54	-	-	R54&@#	\$843	\$961	\$1,148	n/a
-	60	-	-	R60&@#	\$843	\$974	\$1,148	n/a
-	66	2	2 pcs	R66&@#	\$1,584	\$1,821	\$2,109	n/a
-	72	2	2 pcs	R72&@#	\$1,584	\$1,821	\$2,109	n/a
-	84	2	2 pcs	R84&@#	\$2,188	\$2,419	\$2,983	n/a
-	96	2	2 pcs	R96&@#	\$2,294	\$3,275	\$3,859	n/a
-	108	2	2 pcs	R108&@#	\$4,596	\$5,435	\$6,198	n/a
-	120	2	2 pcs	R120&@#	\$4,833	\$5,582	\$6,312	n/a

Designer Finishes

GLOSS BACK-PAINTED GLASS ON MDF

FROSTED (ETCHED) BACK-PAINTED GLASS ON MDF

**CAMBRIA (QUARTZ)

For other color options, see page 34.



KNIFE EDGE

KNIFE EDGE

FLAT EDGE

D1	W1	BRACES INCLD.		Part Number	Suffix B	Suffix D	Suffix J
-	24	-	-	R24&@#	\$3,065	\$3,272	\$3,564
-	30	-	-	R30&@#	\$3,628	\$3,952	\$4,978
-	36	-	-	R36&@#	\$4,599	\$5,065	\$6,765
-	42	-	-	R42&@#	\$5,382	\$6,017	\$8,798
-	48	-	-	R48&@#	\$6,211	\$7,041	\$11,099
-	54	-	-	R54&@#	\$7,377	\$8,427	\$13,846
-	60	-	-	R60&@#	\$8,546	\$9,842	\$16,789
-	66	2	2 pcs	R66&@#	\$11,976	\$13,544	\$20,401
-	72	2	2 pcs	R72&@#	\$13,391	\$15,257	\$24,544
-	84	2	2 pcs	R84&@#	\$16,589	\$19,129	\$32,717
-	96	2	2 pcs	R96&@#	\$22,149	\$25,467	\$42,890
-	108	2	2 pcs	R108&@#	\$26,288	\$30,487	\$54,403
-	120	2	2 pcs	R120&@#	\$29,518	\$34,702	\$65,408

Product Specifications:

- > Multi-piece tops come with alignment hardware.
- > See page 34 for additional finish specifications.
- > Laminate with knife wood edge (G) is 1.9" wide. Veneer with knife wood edge (R) is 0.12" wide (3mm).
- > Great care is taken on 2-piece tops to match laminate wood grains as close as possible given the limitations of pattern, shape, laminate repeatability, and manufacturing tolerances.

Ordering Information:

- > **BRACES ARE INCLUDED WITH TABLE TOPS IF REQUIRED.** See below for quantities.
- > A freight fee of \$150 net is assessed on orders less than \$1500 net. See page 13.

D1	W1	BRACES INCLD.	Part Number	STANDARD LAMINATE WOOD EDGE			STANDARD VENEER	
				Suffix E	Suffix G	Suffix H	Suffix P	Suffix R
-	24	-	R24&@#	\$870	\$1,723	\$1,872	\$1,191	\$1,529
-	30	-	R30&@#	\$1,306	\$2,587	\$2,808	\$1,840	\$2,115
-	36	-	R36&@#	\$1,741	\$3,445	\$3,744	\$2,153	\$2,571
-	42	-	R42&@#	\$2,169	\$4,310	\$4,687	\$2,446	\$2,929
-	48	-	R48&@#	\$2,278	\$4,524	\$4,921	\$3,122	\$3,756
-	54	-	R54&@#	\$2,849	\$5,655	\$6,149	\$3,888	\$4,693
-	60	-	R60&@#	\$3,801	\$7,540	\$8,197	\$4,744	\$5,741
-	66	2	2 pcs R66&@#	\$4,978	\$9,874	\$10,732	\$5,895	\$7,094
-	72	2	2 pcs R72&@#	\$5,474	\$10,862	\$11,804	\$6,931	\$8,362
-	84	2	2 pcs R84&@#	\$5,970	\$11,850	\$12,883	\$9,342	\$11,294
-	96	2	2 pcs R96&@#	\$6,372	\$12,643	\$13,741	\$12,046	\$14,602
-	108	2	2 pcs R108&@#	\$8,065	\$15,997	\$17,388	\$15,178	\$18,416
-	120	2	2 pcs R120&@#	\$9,955	\$19,747	\$21,470	\$18,603	\$22,606

D1	W1	BRACES INCLD.	Part Number	DESIGNER WHITE SOLID SURFACE (WILSONART)		STATEMENT LAMINATE TOP W/ BIRCH PLY EDGE			STATEMENT VENEER TOP W/ BIRCH PLY EDGE	
				Suffix M	Suffix N	Suffix Y	Suffix 2	Suffix 3	Suffix Z	Suffix 4
-	24	-	R24&@#	\$2,218	\$2,184	\$1,566	\$1,018	\$1,658	\$1,927	\$2,347
-	30	-	R30&@#	\$3,087	\$2,932	\$1,932	\$1,522	\$2,046	\$2,716	\$3,517
-	36	-	R36&@#	\$4,106	\$3,838	\$2,334	\$1,845	\$2,469	\$3,381	\$4,687
-	42	-	R42&@#	\$5,264	\$4,874	\$2,814	\$2,234	\$2,926	\$4,222	\$5,863
-	48	-	R48&@#	\$6,549	\$6,041	\$3,381	\$2,668	\$3,417	\$5,068	\$6,156
-	54	-	R54&@#	\$7,986	\$7,250	\$4,222	\$3,328	\$4,078	\$6,336	\$7,690
-	60	-	R60&@#	\$9,562	\$8,755	\$5,627	\$3,853	\$5,260	\$8,450	\$10,257
-	66	2	2 pcs R66&@#	\$11,279	\$11,150	\$6,818	\$4,067	\$6,480	\$10,557	\$13,429
-	72	2	2 pcs R72&@#	\$13,456	\$12,936	\$7,743	\$5,992	\$7,235	\$11,618	\$14,775
-	84	2	2 pcs R84&@#	\$17,270	\$16,971	\$8,450	\$7,623	\$7,959	\$15,072	\$16,114
-	96	2	2 pcs R96&@#	\$24,199	\$22,986	\$9,194	\$8,129	\$9,462	\$19,525	\$17,193
-	108	2	2 pcs R108&@#	\$29,563	\$28,213	\$11,019	\$10,293	\$11,101	\$24,642	\$21,756
-	120	2	2 pcs R120&@#	\$35,483	\$33,998	\$13,602	\$12,706	\$13,151	\$30,283	\$26,858

Squircle Table Tops

STEP 1

(&) Finish and Edge Suffix List:

- A Standard Laminate – 3mm Edge
- L Standard Laminate – Plyband Edge
- K Standard Laminate – Knife Edge

STEP 2

(&) Cable Management Suffix List:

- N No Cable Management
- Q Grommet (one, center)
- K One Pwr/Data Cut-out, Centered
- X Other

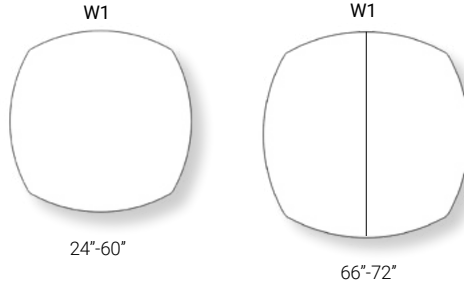
no charge
+ \$19
+ \$37
TBD

STEP 3

(&) Laminate Suffix List:

- 2 Formica Pecan Walnut (6996-26)
- 3 Formica Millennium Oak (5887-26)
- 4 Formica Scandi Rift Oak (8677-26)
- 5 Formica Pale Brushstroke (6997-58)
- 6 Formica Storm (912-58)
- A Formica Chelsea Maple (9238-58)
- E Formica Zen Grey (9243-58)
- F Formica Black (909-58)
- G Formica Graphite (837-58)
- H Formica Ceruse Gray Walnut (6994-26)
- K Formica Aged Ash (8844-WR)
- L Formica Formal Walnut (5782-NG)
- M Formica Classic White (9244-58)
- Q Formica Inked Oak (5792-PG)
- W Formica Brite White (459-58)
- X Formica Non-Premium (58,43, MC, SP, and NT finishes), Formica Premium (WR, 42, 77, 46, RD), Wilsonart Non-Premium (-38, -60), and Wilsonart Premium (-07, -12, -18, -28, -52, -78) + 15%

Orders of 100+ units have no upcharge.
Wilsonart virtual design library Y series laminates, Wilsonart Solicolor, and Formica ColorCore2 are not included in the above upcharges.
For pricing, contact designteam@enwork.com



Product Specifications:

- > Multi-piece tops come with alignment hardware.
- > Great care is taken on 2-piece tops to match laminate wood grains as close as possible given the limitations of pattern, shape, laminate repeatability, and manufacturing tolerances.

Ordering Information:

- > BRACES ARE INCLUDED WITH TABLE TOPS IF REQUIRED. See below for quantities.
- > A freight fee of \$150 net is assessed on orders less than \$1500 net. See page 13.

Laminate



D1	W1	BRACES INCLD.		Part Number	STANDARD LAMINATE		
					Suffix A	Suffix L	Suffix K
-	24	-	-	TSQ24&@#	\$282	\$347	\$410
-	30	-	-	TSQ30&@#	\$336	\$415	\$496
-	36	-	-	TSQ36&@#	\$409	\$503	\$591
-	42	-	-	TSQ42&@#	\$559	\$669	\$801
-	48	-	-	TSQ48&@#	\$568	\$682	\$801
-	54	-	-	TSQ54&@#	\$766	\$907	\$1,094
-	60	-	-	TSQ60&@#	\$766	\$920	\$1,094
-	66	2	2 pcs	TSQ66&@#	\$1,535	\$1,766	\$1,995
-	72	2	2 pcs	TSQ72&@#	\$1,535	\$1,766	\$1,995

TOPS

BASES

POWER
DATA

SUPPORT
FURNITURE

ACCESSORIES

TABLES STEP 1 - TOPS

Notes

Trapezoid Table Tops

STEP 1

(&) Finish and Edge Suffix List:

- A Standard Laminate – 3mm Edge (all sides)
- L Standard Laminate – Plyband Edge (all sides)
- K Standard Laminate – Knife Edge (front W1 only sides/back D1/W2 flat)

STEP 2

(@) Cable Management Suffix List:

- N No Cable Management no charge
- G Grommet (center rear) + \$19
- U One Pwr/Data Cut-out, (one, center rear) + \$37
- X Other TBD

STEP 3

(#) Laminate Suffix List:

- 2 Formica Pecan Walnut (6996-26)
- 3 Formica Millennium Oak (5887-26)
- 4 Formica Scandi Rift Oak (8677-26)
- 5 Formica Pale Brushstroke (6997-58)
- 6 Formica Storm (912-58)
- A Formica Chelsea Maple (9238-58)
- E Formica Zen Grey (9243-58)
- F Formica Black (909-58)
- G Formica Graphite (837-58)
- H Formica Ceruse Gray Walnut (6994-26)
- K Formica Aged Ash (8844-WR)
- L Formica Formal Walnut (5782-NG)
- M Formica Classic White (9244-58)
- Q Formica Inked Oak (5792-PG)
- W Formica Brite White (459-58)
- X Formica Non-Premium (58,43, MC, SP, and NT finishes), Formica Premium (WR, 42, 77, 46, RD), Wilsonart Non-Premium (-38, -60), and Wilsonart Premium (-07, -12, -18, -28, -52, -78) + 15%

Orders of 100+ units have no upcharge.
 Wilsonart virtual design library Y series laminates, Wilsonart Solicolor, and Formica ColorCore2 are not included in the above upcharges.
 For pricing, contact designteam@enwork.com

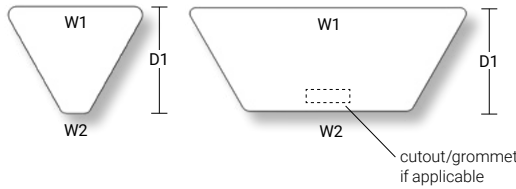
Product Specifications:

- > Rounded Corner tops will have 4" radius corners if Plyband (L) is chosen in Step 1.
- > Other angles available for D1. Contact designteam@enwork.com for options.

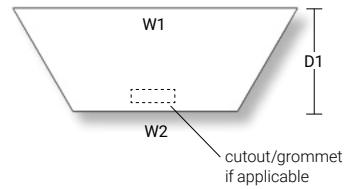
Ordering Information:

- > **BRACES ARE INCLUDED WITH TABLE TOPS IF REQUIRED.** See below for quantities.
- > **A freight fee of \$150 net is assessed on orders less than \$1500 net.** See page 13.

TTR (w/ Rounded Corners)



TTS (w/ Squared Corners)



Laminate

STANDARD LAMINATE



3MM EDGE



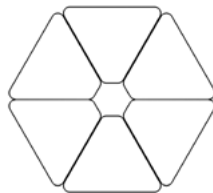
PLYBAND EDGE



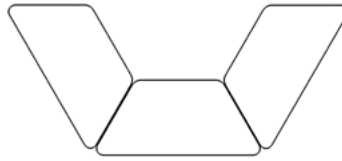
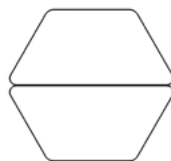
KNIFE EDGE

D1	W1	W2	BRACES INCLD.	Part Number	Suffix A	Suffix L	Suffix K
Trapezoid w/ Rounded Corners							
30	42	7	0	TTR3042&@#	\$461	\$521	\$655
26	60	30	0	TTR3060&@#	\$593	\$679	\$769
26	72	42	0	TTR3072&@#	\$678	\$779	\$858
Trapezoid w/ Squared Corners							
26	60	30	0	TTS3060&@#	\$593	\$679	\$769
26	72	42	0	TTS3072&@#	\$678	\$779	\$858

Suggested Applications:



Tip: When D1 = 30" (TTR3042), edge does not align with 30"D rectangle tops.



Tip: When D1 = 26", edge aligns with 30"D rectangle tops.



Modified Pentagon Table Tops

Product Specifications:

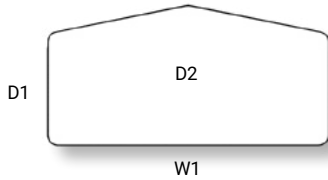
- > Rounded Corner tops will have 4" radius corners if Plyband (L) is chosen in Step 1.
- > Other angles available for D1. Contact designteam@enwork.com for options.

Ordering Information:

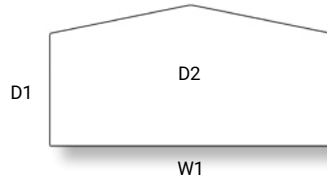
- > **BRACES ARE INCLUDED WITH TABLE TOPS IF REQUIRED.** See below for quantities.
- > A freight fee of \$150 net is assessed on orders less than \$1500 net. See page 13.

TOPS	TABLES STEP 1 - TOPS
BASES	
POWER DATA	
SUPPORT FURNITURE	
ACCESSORIES	

TMR (w/ Rounded Corners)



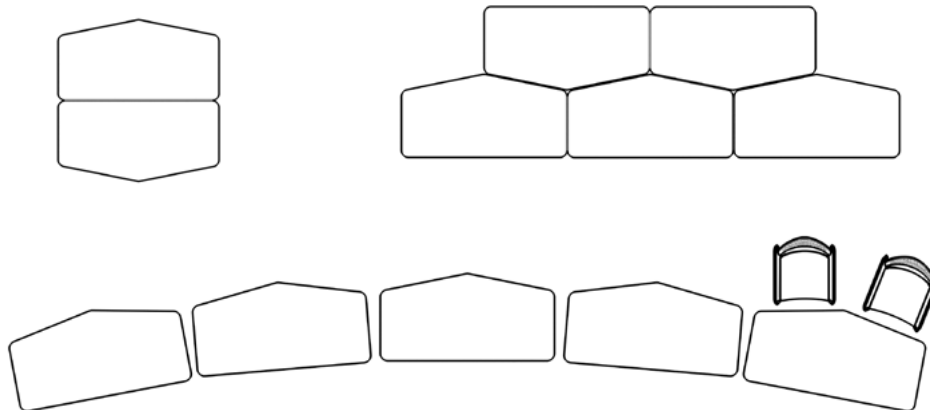
TMP (w/ Squared Corners)



Laminate

				STANDARD LAMINATE			
				3MM EDGE	PLYBAND EDGE	KNIFE EDGE	
D1	D2	W1	BRACES INCLD.	Part Number	Suffix A	Suffix L	Suffix K
Modified Pentagon w/ Rounded Corners							
24	30	60	1	TMR3060&@#	\$593	\$679	\$820
24	30	66	1	TMR3066&@#	\$678	\$779	\$911
24	30	72	1	TMR3072&@#	\$678	\$779	\$911
Modified Pentagon w/ Squared Corners							
24	30	60	1	TMP3060&@#	\$593	\$679	\$820
24	30	66	1	TMP3066&@#	\$678	\$779	\$911
24	30	72	1	TMP3072&@#	\$678	\$779	\$911

Suggested Applications:



Hexagon Conference Table Tops

STEP 1

(&) Finish and Edge Suffix List:

- A Standard Laminate – 3mm Edge
- L Standard Laminate – Plyband Edge
- K Standard Laminate – Knife Edge

STEP 2

(@) Cable Management Suffix List:

- N No Cable Management no charge
- Q Grommet (one, center) + \$19
- K One Pwr/Data Cut-out, Centered + \$37
- X Other TBD

STEP 3

(#) Laminate Suffix List:

- 2 Formica Pecan Walnut (6996-26)
- 3 Formica Millennium Oak (5887-26)
- 4 Formica Scandi Rift Oak (8677-26)
- 5 Formica Pale Brushstroke (6997-58)
- 6 Formica Storm (912-58)
- A Formica Chelsea Maple (9238-58)
- E Formica Zen Grey (9243-58)
- F Formica Black (909-58)
- G Formica Graphite (837-58)
- H Formica Ceruse Gray Walnut (6994-26)
- K Formica Aged Ash (8844-WR)
- L Formica Formal Walnut (5782-NG)
- M Formica Classic White (9244-58)
- Q Formica Inked Oak (5792-PG)
- W Formica Brite White (459-58)
- X Formica Non-Premium (58,43, MC, SP, and NT finishes), Formica Premium (WR, 42, 77, 46, RD), Wilsonart Non-Premium (-38, -60), and Wilsonart Premium (-07, -12, -18, -28, -52, -78) + 15%

Orders of 100+ units have no upcharge.
 Wilsonart virtual design library Y series laminates, Wilsonart Solicolor, and Formica ColorCore2 are not included in the above upcharges.

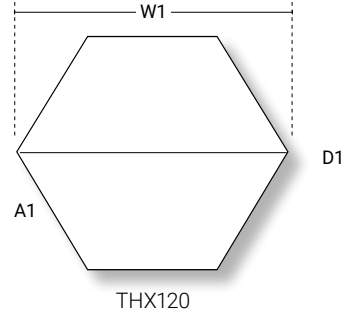
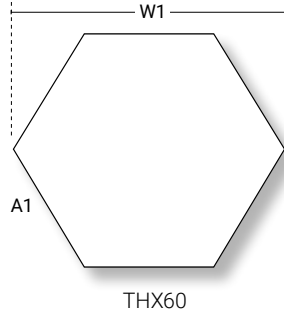
For pricing, contact designteam@enwork.com

Product Specifications:

- > Great care is taken on 2-piece tops to match laminate wood grains as close as possible given the limitations of pattern, shape, laminate repeatability, and manufacturing tolerances.

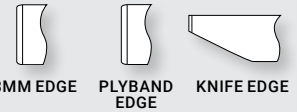
Ordering Information:

- > THX120 utilizes 6-post Zori base. THX60 may use any Enwork 4-post base.
- > **A freight fee of \$150 net is assessed on orders less than \$1500 net. See page 13.**



Laminate

STANDARD LAMINATE



A1	D1	W1	BRACES INCLD.	Part Number	Description	Suffix A	Suffix L	Suffix K
30	52	60	0	THX60&@#	52" x 60" (30" Sides, seats 6)	\$819	\$909	\$1,115
60	104	120	2	THX120&@#	104" x 120" (60" Sides, seats 12)	\$4,120	\$4,366	\$5,793

TOPS

BASES

POWER
DATA

SUPPORT
FURNITURE

ACCESSORIES

TABLES STEP 1 - TOPS

Notes

Half-Round, Half-Elliptical, Half-Media Conference Table Tops

STEP 1

(&) Finish and Edge Suffix List:

- A Standard Laminate – 3mm Edge
- L Standard Laminate – Plyband Edge
- ** K Standard Laminate – Knife Edge
- ** T Contour Laminate – Taper Edge
- E Standard Laminate – 3mm Wood Edge
- P Standard Veneer – 3mm Wood Edge

** Half Media and Half Elliptical D1 is always a flat edge.
Half Round W1 is always a flat edge.

STEP 2

(#) Laminate Suffix List:

- 2 Formica Pecan Walnut (6996-26)
- 3 Formica Millennium Oak (5887-26)
- 4 Formica Scandi Rift Oak (8677-26)
- 5 Formica Pale Brushstroke (6997-58)
- 6 Formica Storm (912-58)
- A Formica Chelsea Maple (9238-58)
- E Formica Zen Grey (9243-58)
- F Formica Black (909-58)
- G Formica Graphite (837-58)
- H Formica Ceruse Gray Walnut (6994-26)
- K Formica Aged Ash (8844-WR)
- L Formica Formal Walnut (5782-NG)
- M Formica Classic White (9244-58)
- Q Formica Inked Oak (5792-PG)
- W Formica Brite White (459-58)
- X Formica Non-Premium (58,43, MC, SP, and NT finishes), Formica Premium (WR, 42, 77, 46, RD), Wilsonart Non-Premium (-38, -60), and Wilsonart Premium (-07, -12, -18, -28, -52, -78) + 15%

Orders of 100+ units have no upcharge.
Wilsonart virtual design library Y series laminates, Wilsonart Sollicor, and Formica ColorCore2 are not included in the above upcharges.
For pricing, contact designsteam@enwork.com

(#) Contour Laminate Suffix List:

- C Fashion Grey
- G Natural Maple
- R Hayward Cherry
- W Designer White

(#) Veneer Suffix List:

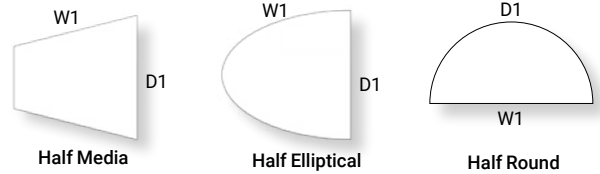
- D Maple (stained similar to Chelsea Maple laminate)
 - T Walnut (stained similar to Wilsonart Ebony Recon non-standard laminate)
 - ** 3 Ash - Clear Coat
 - ** 4 Ash - Light Grey Stain (stained similar to Pale Brushstroke laminate)
 - ** 5 Ash - Dark Grey Stain (stained similar to Storm laminate)
 - 6 Rift Cut Oak - Clear Coat (stained similar to Scandi Rift Oak laminate)
 - 7 Walnut - Clear Coat (stained similar to Pecan Walnut laminate)
 - X Stain Match (add a one-time \$700 list Stain Match fee) +10%
- ** See page 22 for color and grain variation.

Product Specifications:

- > Half-Round tops available for flip applications. Contact designsteam@enwork.com for more information.
- > Half Media and Half Elliptical D1 is always a flat edge. Half Round W1 is always a flat edge.

Ordering Information:

- > Braces not included. Add braces for spans of 54" or longer according to rules on page 25.
- > A freight fee of \$150 net is assessed on orders less than \$1500 net. See page 13.



Laminate & Veneer

D1	W1	BRACES INCL.	Part Number	STANDARD LAMINATE		CONTOUR LAMINATE	STANDARD LAMINATE	STANDARD VENEER		
				Suffix A	Suffix L	Suffix K	Suffix T	Suffix E	Suffix P	
Half-Round										
	24	48	-	HR2448&#	\$388	\$446	\$553	\$540	\$853	\$998
	30	60	-	HR3060&#	\$557	\$635	\$719	\$769	\$1,259	\$1,474
	36	72	-	HR3672&#	\$788	\$876	\$963	\$1,289	\$1,715	\$1,971
Half-Elliptical										
	48	48	-	HRE48&#	\$638	\$719	\$902	\$1,542	\$1,666	\$1,948
	60	60	-	HRE60&#	\$836	\$926	\$1,174	n/a	\$2,353	\$2,780
Half-Media										
	48	48	-	HRM48&#	\$638	\$719	\$902	\$1,542	\$1,666	\$1,948
	60	60	-	HRM60&#	\$836	\$926	\$1,174	n/a	\$2,353	\$2,780

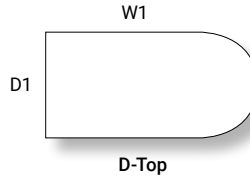
D-Top Table Tops

Product Specifications:

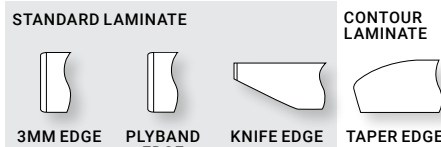
- > For applications which require Taper Edge to be handed, contact designsteam@enwork.com for quote.
- > D1 is always 3mm edge.

Ordering Information:

- > A freight fee of \$150 net is assessed on orders less than \$1500 net. See page 13.



Laminate



D1	W1	BRACES INCLD.	Part Number	STANDARD LAMINATE		CONTOUR LAMINATE	
				Suffix A	Suffix L	Suffix K	Suffix T
24	48	-	P2448&@#	\$406	\$465	\$579	\$518
24	60	1	P2460&@#	\$459	\$526	\$653	\$621
24	66	1	P2466&@#	\$503	\$577	\$713	\$643
24	72	1	P2472&@#	\$503	\$581	\$713	\$669
30	48	-	P3048&@#	\$544	\$624	\$704	\$753
30	60	1	P3060&@#	\$584	\$671	\$759	\$807
30	66	1	P3066&@#	\$621	\$713	\$806	\$862
30	72	2	P3072&@#	\$642	\$739	\$834	\$890
30	84	2	P3084&@#	\$800	\$918	\$1,039	\$1,362
30	96	2	P3096&@#	\$858	\$958	\$1,114	\$1,439
36	60	1	P3660&@#	\$833	\$958	\$1,083	\$1,844
36	66	1	P3666&@#	\$916	\$1,054	\$1,186	\$1,997
36	72	2	P3672&@#	\$916	\$1,054	\$1,186	\$2,148
36	78	2	P3678&@#	\$1,106	\$1,267	\$1,431	\$2,298
36	84	2	P3684&@#	\$1,106	\$1,267	\$1,431	\$2,456
36	96	2	P3696&@#	\$1,106	\$1,267	\$1,431	\$2,784
42	60	1	P4260&@#	\$897	\$1,032	\$1,161	\$2,039
42	66	1	P4266&@#	\$988	\$1,136	\$1,280	\$2,204
42	72	2	P4272&@#	\$988	\$1,136	\$1,280	\$2,363
42	78	2	P4278&@#	\$1,122	\$1,283	\$1,451	\$2,531
42	84	2	P4284&@#	\$1,122	\$1,283	\$1,451	\$2,697
42	96	2	P4296&@#	\$1,182	\$1,357	\$1,535	\$3,024
48	60	1	P4860&@#	\$897	\$1,032	\$1,161	\$2,265
48	66	1	P4866&@#	\$988	\$1,136	\$1,280	\$2,443
48	72	2	P4872&@#	\$988	\$1,136	\$1,280	\$2,629
48	78	2	P4878&@#	\$1,122	\$1,283	\$1,451	\$2,819
48	84	2	P4884&@#	\$1,122	\$1,283	\$1,540	\$3,003
48	96	2	P4896&@#	\$1,182	\$1,357	\$1,553	\$3,373
54	60	1	P5460&@#	\$1,054	\$1,206	\$1,362	n/a
54	66	1	P5466&@#	\$1,054	\$1,206	\$1,427	n/a
54	72	2	P5472&@#	\$1,154	\$1,278	\$1,593	n/a
54	78	2	P5478&@#	\$1,288	\$1,481	\$1,674	n/a
54	84	2	P5484&@#	\$1,288	\$1,481	\$1,756	n/a
54	96	2	P5496&@#	\$1,288	\$1,481	\$1,756	n/a
60	60	1	P6060&@#	\$1,054	\$1,206	\$1,362	n/a
60	66	1	P6066&@#	\$1,100	\$1,218	\$1,517	n/a
60	72	2	P6072&@#	\$1,121	\$1,240	\$1,548	n/a
60	78	2	P6078&@#	\$1,288	\$1,481	\$1,674	n/a
60	84	2	P6084&@#	\$1,360	\$1,481	\$1,877	n/a
60	96	2	P6096&@#	\$1,360	\$1,481	\$1,877	n/a

TOPS

BASES

POWER DATA

SUPPORT FURNITURE

ACCESSORIES

TABLES STEP 1 - TOPS

STEP 1

(&) Finish and Edge Suffix List:

- A Standard Laminate – 3mm Edge
- L Standard Laminate – Plyband Edge
- K Standard Laminate – Knife Edge
- T Contour Laminate – Taper Edge

STEP 2

(@) Cable Management Suffix List:

- N No Cable Management no charge
- Q Grommet (one, center) + \$19
- K One Pwr/Data Cut-out, Centered + \$37
- C Two Power/Data Cut-outs + \$74
- X Other TBD

STEP 3

(#) Laminate Suffix List:

- 2 Formica Pecan Walnut (6996-26)
- 3 Formica Millennium Oak (5887-26)
- 4 Formica Scandi Rift Oak (8677-26)
- 5 Formica Pale Brushstroke (6997-58)
- 6 Formica Storm (912-58)
- A Formica Chelsea Maple (9238-58)
- E Formica Zen Grey (9243-58)
- F Formica Black (909-58)
- G Formica Graphite (837-58)
- H Formica Ceruse Gray Walnut (6994-26)
- K Formica Aged Ash (8844-WR)
- L Formica Formal Walnut (5782-NG)
- M Formica Classic White (9244-58)
- Q Formica Inked Oak (5792-PG)
- W Formica Brite White (459-58)
- X Formica Non-Premium (58,43, MC, SP, and NT finishes), Formica Premium (WR, 42, 77, 46, RD), Wilsonart Non-Premium (-38, -60), and Wilsonart Premium (-07, -12, -18, -28, -52, -78) + 15%

Orders of 100+ units have no upcharge. Wilsonart virtual design library Y series laminates, Wilsonart Solicolor, and Formica ColorCore2 are not included in the above upcharges.

For pricing, contact designsteam@enwork.com

(#) Contour Laminate Suffix List:

- C Fashion Grey
- G Natural Maple
- R Hayward Cherry
- W Designer White

Conference Quarter-Round Table Tops

STEP 1

(&) Finish and Edge Suffix List:

- A Standard Laminate – 3mm Edge (all sides)
- L Standard Laminate – Plyband Edge (all sides)
- K Standard Laminate – Knife Edge
- T Contour Laminate – Taper Edge
- E Standard Laminate – 3mm Wood Edge (all sides)
- P Standard Veneer – 3mm Wood Edge (all sides)

STEP 2

(@) Cable Management Suffix List:

- N No Cable Management no charge
- Q Grommet (one, center) + \$19
- U One Pwr/Data Cut-out, Centered + \$37
- X Other TBD

STEP 3

(#) Laminate Suffix List:

- 2 Formica Pecan Walnut (6996-26)
- 3 Formica Millennium Oak (5887-26)
- 4 Formica Scandi Rift Oak (8677-26)
- 5 Formica Pale Brushstroke (6997-58)
- 6 Formica Storm (912-58)
- A Formica Chelsea Maple (9238-58)
- E Formica Zen Grey (9243-58)
- F Formica Black (909-58)
- G Formica Graphite (837-58)
- H Formica Ceruse Gray Walnut (6994-26)
- K Formica Aged Ash (8844-WR)
- L Formica Formal Walnut (5782-NG)
- M Formica Classic White (9244-58)
- Q Formica Inked Oak (5792-PG)
- W Formica Brite White (459-58)
- X Formica Non-Premium (58,43, MC, SP, and NT finishes), Formica Premium (WR, 42, 77, 46, RD), Wilsonart Non-Premium (-38, -60), and Wilsonart Premium (-07, -12, -18, -28, -52, -78)

Orders of 100+ units have no upcharge.
Wilsonart virtual design library Y series laminates, Wilsonart Sollicor, and Formica ColorCore2 are not included in the above upcharges.

For pricing, contact designteam@enwork.com

(#) Contour Laminate Suffix List:

- C Fashion Grey
- G Natural Maple
- R Hayward Cherry
- W Designer White

(#) Veneer Suffix List:

- D Maple (stained similar to Chelsea Maple laminate)
- T Walnut (stained similar to Wilsonart Ebony Recon non-standard laminate)
- ** 3 Ash - Clear Coat
- ** 4 Ash - Light Grey Stain (stained similar to Pale Brushstroke laminate)
- ** 5 Ash - Dark Grey Stain (stained similar to Storm laminate)
- 6 Rift Cut Oak - Clear Coat (stained similar to Scandi Rift Oak laminate)
- 7 Walnut - Clear Coat (stained similar to Pecan Walnut laminate)
- X Stain Match (add a one-time \$700 list Stain Match fee) +10%

** See page 22 for color and grain variation.

Product Specifications:

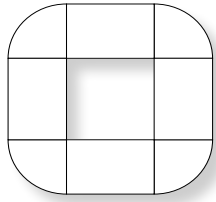
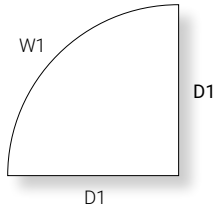
- > Support recommendation is 3 straight legs.
- > D1 is always a 3mm edge.

Ordering Information:

- > A freight fee of \$150 net is assessed on orders less than \$1500 net. See page 13.

Laminate & Veneer

D1	W1	BRACES INCLD.	Part Number	STANDARD LAMINATE			CONTOUR LAMINATE
				Suffix A	Suffix L	Suffix K	Suffix T
24	24	-	QR2424&@#	\$299	\$330	\$418	\$370
30	30	-	QR3030&@#	\$359	\$399	\$500	\$470



Tip: Order conference rectangle worksurfaces on pages 36-42 for this application.

TOPS	TABLES STEP 1 - TOPS
BASES	
POWER DATA	
SUPPORT FURNITURE	
ACCESSORIES	

D1	W1	BRACES INCLD.	Part Number	STANDARD LAMINATE	STANDARD VENEER
				3MM WOOD EDGE	3MM WOOD EDGE
				Suffix E	Suffix P
24	24	-	QR2424&@#	\$428	\$499
30	30	-	QR3030&@#	\$631	\$741

Foundation Credenza Specialty Tops

STEP 1

(&) Finish and Edge Suffix List:

- A Standard Laminate
- B Back-Painted Glass
- D Back-Painted Glass (frosted)
- M Designer White Solid Surface (Wilsonart) - 1" Flat Edge
- J Cambria (Quartz) on 1-1/8" Knife Edge MDF
- Y Statement Laminate Top - 1" Flat Ply Edge
- Z Statement Veneer Top - 1" Flat Ply Edge

STEP 2 - For Statement Ply, Quartz, and 3mm Edge Tops Only

(#) Laminate Suffix List:

- 2 Formica Pecan Walnut (6996-26)
- 3 Formica Millennium Oak (5887-26)
- 4 Formica Scandi Rift Oak (8677-26)
- 5 Formica Pale Brushstroke (6997-58)
- 6 Formica Storm (912-58)
- A Formica Chelsea Maple (9238-58)
- E Formica Zen Grey (9243-58)
- F Formica Black (909-58)
- G Formica Graphite (837-58)
- H Formica Ceruse Gray Walnut (6994-26)
- K Formica Aged Ash (8844-WR)
- L Formica Formal Walnut (5782-NG)
- M Formica Classic White (9244-58)
- Q Formica Inked Oak (5792-PG)
- W Formica Brite White (459-58)
- X Formica Non-Premium (58,43, MC, SP, and NT finishes), Formica Premium (WR, 42, 77, 46, RD), Wilsonart Non-Premium (-38, -60), and Wilsonart Premium (-07, -12, -18, -28, -52, -78) + 15%

Orders of 100+ units have no upcharge.

Wilsonart virtual design library Y series laminates, Wilsonart Solicolor, and Formica ColorCore2 are not included in the above upcharges.

For pricing, contact designteam@enwork.com

(#) Veneer Suffix List:

- D Maple (stained similar to Chelsea Maple laminate)
 - T Walnut (stained similar to Wilsonart Ebony Recon non-standard laminate)
 - ** 3 Ash - Clear Coat
 - ** 4 Ash - Light Grey Stain (stained similar to Pale Brushstroke laminate)
 - ** 5 Ash - Dark Grey Stain (stained similar to Storm laminate)
 - 6 Rift Cut Oak - Clear Coat (stained similar to Scandi Rift Oak laminate)
 - 7 Walnut - Clear Coat (stained similar to Pecan Walnut laminate)
 - X Stain Match (add a one-time \$700 list Stain Match +10% fee)
- ** See page 22 for color and grain variation.

(#) Back Painted Glass Paint Suffix List:

- W White
- B Black

(#) Cambria Quartz Suffix List:

- E Berwyn no charge
- J Swanbridge no charge
- K Whitehall no charge
- L Carrick no charge
- M Buxton no charge
- P Portrush (Luxury) +25%
- Q Torquay no charge

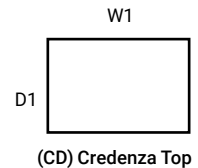
For pricing, other finishes and colors available, contact designteam@enwork.com

Product Specifications:

- > 2-1/8" thick Designer Finish options become 1" thick on Credenza Tops.
- > MDF substrate for glass and quartz tops not needed (and therefore not included) with Credenza Tops.
- > **Back-Painted Glass** - 1/4" thick, tempered, flat-polished low iron. Available as clear glass (B) or satin-etched/frosted glass (D). Brilliant white and black as standard (white matches Benjamin Moore brilliant white paint). Any Benjamin Moore color available upon request. \$1500 list custom color fee applies for orders of less than 250 sq. ft. There is also a 20% upcharge to each top's list price for custom colors.
- > **Solid Surface (Wilsonart)** - Designer White as standard. See <http://wilsonart.com/commercial/solid-surfaces/designs> for additional finish/color choices. Price varies by finish/color, contact designteam@enwork.com with your preferred selection.
- > **Cambria (Quartz)** - Five standard finish/color choices. For other finishes/colors, contact designteam@enwork.com.
- > **Birch Ply Edges** - Edge is clear coated when specified with laminate and stained-to-match when sold with veneer.

Ordering Information:

- > **BRACES ARE INCLUDED WITH TABLE TOPS IF REQUIRED.**
- > **A freight fee of \$150 net is assessed on orders less than \$1500 net. See page 13.**



Laminate & Designer Finishes

STANDARD LAMINATE

GLOSS BACK-PAINTED GLASS

FROSTED (ETCHED) BACK-PAINTED GLASS



3MM EDGE

For other color options, see pg 34.



FLAT EDGE



FLAT EDGE

D1	W1	Part Number	Suffix A	Suffix B	Suffix D
Credenza Tops					
20	36	- CD2036&#	\$345	\$1,690	\$1,687
20	48	- CD2048&#	\$398	\$1,926	\$2,198
20	60	- CD2060&#	\$501	\$2,406	\$2,750
20	72	- CD2072&#	\$539	\$2,851	\$3,365
24	60	- CD2460&#	\$501	\$2,851	\$3,365
24	72	- CD2472&#	\$539	\$3,302	\$3,914
24	84	- CD2484&#	\$683	\$3,662	\$4,297
24	96	- CD2496&#	\$718	\$3,662	\$4,297

TOPS	TABLES STEP 1 - TOPS
BASES	
POWER DATA	
SUPPORT FURNITURE	
ACCESSORIES	

D1	W1	Part Number	DESIGNER WHITE SOLID SURFACE (WILSONART)	QUARTZ (CAMBRIA)	STATEMENT LAMINATE TOP W/ BIRCH PLY EDGE	STATEMENT VENEER TOP W/ BIRCH PLY EDGE
			1" FLAT EDGE	FLAT EDGE	1" FLAT EDGE	1" FLAT EDGE
			Suffix M	Suffix J	Suffix Y	Suffix Z
Credenza Tops						
20	36	- CD2036&#	\$2,655	\$3,611	\$1,288	\$881
20	48	- CD2048&#	\$3,368	\$4,420	\$1,512	\$1,136
20	60	- CD2060&#	\$4,082	\$5,229	\$1,736	\$1,388
20	72	- CD2072&#	\$4,796	\$6,038	\$1,961	\$1,644
24	60	- CD2460&#	\$4,633	\$6,038	\$1,890	\$1,637
24	72	- CD2472&#	\$5,440	\$7,010	\$2,137	\$1,943
24	84	- CD2484&#	\$5,780	\$7,981	\$2,385	\$2,422
24	96	- CD2496&#	\$5,780	\$8,952	\$2,633	\$2,422

Adventure Conference Table Leg Kits

U.S. Patent No. D882995

STEP 1

(&) Leg Finish Suffix List

B Birch Ply – Clear Coat	no charge
C White Oak – Clear Coat	+\$1,300

STEP 2

(^) Paint Suffix List

C Clear Coated Steel (black hardware)	
G Storm (textured paint, black hardware)	
R Black (textured paint, black hardware)	
S Silver (textured paint, stainless steel hardware)	
T Medium Tone (textured paint, black hardware)	
W Arctic White (textured paint, stainless steel hardware)	
Z Other (freeform black or stainless steel hardware)	TBD

Tip: Some Steelcase, Miller/Knoll, Haworth, and Allsteel paints are available for \$1000 list fee per order. Call/email for availability of specific colors. Additional custom paints (e.g. Tiger Dry Lac) must be quoted through designteam@enwork.com.

See page 78 for Adventure Conference Table Leg Kits with Turnbuckles for use with quartz, solid surface, and glass tops or if desired for design aesthetic.

Product Specifications:

- > Legs are available in clear coat Birch ply and clear coat white oak veneered birch ply.
- > Legs always have exposed Birch ply edge.
- > Casters are 5" industrial style caster with grey wheel and silver metal components.
- > Bars for rail kits are 12" from the ground.

Ordering Information:

- > Must order a leg kit and rail kit (can order both rail kits). For rail kits, see page 80.
- > Tops ordered separately. Due to the extra weight, quartz, solid surface, and glass tops are not recommended. See page 78 for Adventure legs for quartz, solid surface, and glass tops.
- > On 30" or 36"D tables, Power/data units cannot be placed over top of legs.
- > Oasis power units cannot be placed over top legs of any size table, they only fit if placed between legs.
- > **A freight fee of \$150 net is assessed on orders less than \$1500 net. See page 13.**



Part Number	Description	List Price (US\$)
Adventure Table Leg Kit 29"H, Levelers		
NEW30SL2&^	Leg Kit for 30"-36"D (60-96"W) Top, 29"H, Pkg of Two	\$3,834
NEW42SL2&^	Leg Kit for 42"-48"D (60-96"W) Top, 29"H, Pkg of Two	\$4,466
NEW54SL2&^	Leg Kit for 54"-60"D (60-96"W) Top, 29"H, Pkg of Two	\$4,640
NEW30SL3&^	Leg Kit for 36"D (108-192"W) Top, 29"H, Pkg of Three	\$5,750
NEW42SL3&^	Leg Kit for 42"-48"D (108-192"W) Top, 29"H, Pkg of Three	\$6,699
NEW54SL3&^	Leg Kit for 54"-60"D (108-192"W) Top, 29"H, Pkg of Three	\$6,960
NEW30SL4&^	Leg Kit for 36"D (204-240"W) Top, 29"H, Pkg of Four	\$7,666
NEW42SL4&^	Leg Kit for 42"-48"D (204-240"W) Top, 29"H, Pkg of Four	\$8,932
NEW54SL4&^	Leg Kit for 54"-60"D (204-240"W) Top, 29"H, Pkg of Four	\$9,280

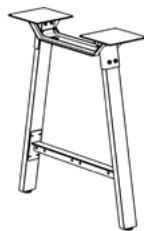
Tip: Also requires rail kit.



Adventure Table Leg Kit 29"H, Casters		
NEW30SC2&^	Leg Kit for 30"-36"D (60-96"W) Top, 29"H, Pkg of Two	\$4,173
NEW42SC2&^	Leg Kit for 42"-48"D (60-96"W) Top, 29"H, Pkg of Two	\$4,801
NEW54SC2&^	Leg Kit for 54"-60"D (60-96"W) Top, 29"H, Pkg of Two	\$5,003

Tip: Also requires rail kit.

Tip: Casters always have a grey wheel with silver metal components.



Adventure Table Leg Kit 36"H, Levelers		
NEW30CL2&^	Leg Kit for 30"-36"D (60-96"W) Top, 36"H, Pkg of Two	\$3,915
NEW42CL2&^	Leg Kit for 42"-48"D (60-96"W) Top, 36"H, Pkg of Two	\$4,448
NEW54CL2&^	Leg Kit for 54"-60"D (60-96"W) Top, 36"H, Pkg of Two	\$4,718
NEW30CL3&^	Leg Kit for 36"D (108-192"W) Top, 36"H, Pkg of Three	\$5,872
NEW42CL3&^	Leg Kit for 42"-48"D (108-192"W) Top, 36"H, Pkg of Three	\$6,825
NEW54CL3&^	Leg Kit for 54"-60"D (108-192"W) Top, 36"H, Pkg of Three	\$7,077
NEW30CL4&^	Leg Kit for 36"D (204-240"W) Top, 36"H, Pkg of Four	\$7,829
NEW42CL4&^	Leg Kit for 42"-48"D (204-240"W) Top, 36"H, Pkg of Four	\$9,099
NEW54CL4&^	Leg Kit for 54"-60"D (204-240"W) Top, 36"H, Pkg of Four	\$9,434

Tip: Also requires rail kit.

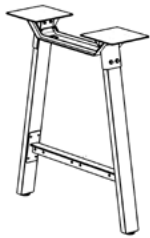


Adventure Table Leg Kit for 36"H, Casters		
NEW30CC2&^	Leg Kit for 30"-36"D (60-96"W) Top, 36"H, Pkg of Two	\$4,252
NEW42CC2&^	Leg Kit for 42"-48"D (60-96"W) Top, 36"H, Pkg of Two	\$4,882
NEW54CC2&^	Leg Kit for 54"-60"D (60-96"W) Top, 36"H, Pkg of Two	\$5,079

Tip: Also requires rail kit.

Tip: Casters always have a grey wheel with silver metal components.

Part Number Description List Price (US\$)



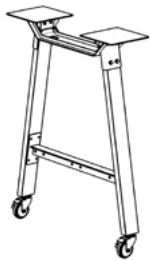
Adventure Table Leg Kit 42"H, Levelers

NEW30BL2&^	Leg Kit for 30"-36"D (60-96"W) Top, 42"H, Pkg of Two	\$3,995
NEW42BL2&^	Leg Kit for 42"-48"D (60-96"W) Top, 42"H, Pkg of Two	\$4,633
NEW54BL2&^	Leg Kit for 54"-60"D (60-96"W) Top, 42"H, Pkg of Two	\$4,794

NEW30BL3&^	Leg Kit for 36"D (108-192"W) Top, 42"H, Pkg of Three	\$5,994
NEW42BL3&^	Leg Kit for 42"-48"D (108-192"W) Top, 42"H, Pkg of Three	\$6,948
NEW54BL3&^	Leg Kit for 54"-60"D (108-192"W) Top, 42"H, Pkg of Three	\$7,191

NEW30BL4&^	Leg Kit for 36"D (204-240"W) Top, 42"H, Pkg of Four	\$7,990
NEW42BL4&^	Leg Kit for 48"D (204-240"W) Top, 42"H, Pkg of Four	\$9,265
NEW54BL4&^	Leg Kit for 54"D (204-240"W) Top, 42"H, Pkg of Four	\$9,589

Tip: Also requires rail kit.



Adventure Table Leg Kit 42"H, Casters

NEW30BC2&^	Leg Kit for 30"-36"D (60-96"W) Top, 42"H, Pkg of Two	\$4,330
NEW42BC2&^	Leg Kit for 42"-48"D (60-96"W) Top, 42"H, Pkg of Two	\$4,963
NEW54BC2&^	Leg Kit for 54"-60"D (60-96"W) Top, 42"H, Pkg of Two	\$5,155

Tip: Also requires rail kit.

Tip: Casters always have a grey wheel with silver metal components.

See page 78 for Adventure Conference Table Leg Kits with Turnbuckles for use with quartz, solid surface, and glass tops or if desired for design aesthetic.

Adventure Conference Table Leg Kits w/ Turnbuckles

STEP 1

(&) Leg Finish Suffix List

B	Birch Ply – Clear Coat	no charge
C	White Oak – Clear Coat	+\$1,300

STEP 2

(^) Paint Suffix List

C	Clear Coated Steel	
	(black hardware)	
G	Storm	
	(textured paint, black hardware)	
R	Black	
	(textured paint, black hardware)	
S	Silver	
	(textured paint, stainless steel hardware)	
T	Medium Tone	
	(textured paint, black hardware)	
W	Arctic White	
	(textured paint, stainless steel hardware)	
Z	Other	TBD
	(freeform black or stainless steel hardware)	

Tip: Some Steelcase, Miller/Knoll, Haworth, and Allsteel paints are available for \$1000 list fee per order. Call/email for availability of specific colors. Additional custom paints (e.g. Tiger Dry Lac) must be quoted through designteam@enwork.com.


Product Specifications:

- > Legs are available in clear coat Birch ply and clear coat white oak veneered birch ply.
- > Legs always have exposed Birch ply edge.
- > Casters are 5" industrial style caster with grey wheel and silver metal components.
- > Bars for rail kits are 12" from the ground


U.S. Patent No. D882995

Ordering Information:

- > Must order a leg kit and rail kit (can order both rail kits). For rail kits, see page 80.
- > Tops ordered separately.
- > Legs have turnbuckles which provide extra support for use with solid surface, quartz, and glass tops. Also, use legs on this page if turnbuckles in legs is a desired design aesthetic.
- > On 30" or 36"D tables, Power/data units cannot be placed over top of legs.
- > Oasis power units cannot be placed over top legs of any size table, they only fit if placed between legs.
- > For legs without turnbuckles, see page 76.
- > **A freight fee of \$150 net is assessed on orders less than \$1500 net. See page 13.**


Part Number	Description	List Price (US\$)
	Adventure Table Leg Kit w/ Turnbuckles, 29"H, Levelers	
NEWT30SL2&^	Leg Kit w/ Turnbuckles for 30"-36"D (60-96"W) Top, 29"H, Pkg of Two	\$5,087
NEWT42SL2&^	Leg Kit w/ Turnbuckles for 42"-48"D (60-96"W) Top, 29"H, Pkg of Two	\$5,705
NEWT54SL2&^	Leg Kit w/ Turnbuckles for 54"-60"D (60-96"W) Top, 29"H, Pkg of Two	\$5,882
NEWT30SL3&^	Leg Kit w/ Turnbuckles for 36"D (108-192"W) Top, 29"H, Pkg of Three	\$7,629
NEWT42SL3&^	Leg Kit w/ Turnbuckles for 42"-48"D (108-192"W) Top, 29"H, Pkg of Three	\$8,556
NEWT54SL3&^	Leg Kit w/ Turnbuckles for 54"-60"D (108-192"W) Top, 29"H, Pkg of Three	\$8,822
NEWT30SL4&^	Leg Kit w/ Turnbuckles for 36"D (204-240"W) Top, 29"H, Pkg of Four	\$10,173
NEWT42SL4&^	Leg Kit w/ Turnbuckles for 42"-48"D (204-240"W) Top, 29"H, Pkg of Four	\$11,410
NEWT54SL4&^	Leg Kit w/ Turnbuckles for 54"-60"D (204-240"W) Top, 29"H, Pkg of Four	\$11,765

Tip: Also requires rail kit.


	Adventure Table Leg Kit w/ Turnbuckles, 29"H, Casters	
NEWT30SC2&^	Leg Kit w/ Turnbuckles for 30"-36"D (60-96"W) Top, 29"H, Pkg of Two	\$5,431
NEWT42SC2&^	Leg Kit w/ Turnbuckles for 42"-48"D (60-96"W) Top, 29"H, Pkg of Two	\$6,052
NEWT54SC2&^	Leg Kit w/ Turnbuckles for 54"-60"D (60-96"W) Top, 29"H, Pkg of Two	\$6,246

Tip: Also requires rail kit.

Tip: Casters always have a grey wheel with silver metal components.

	Adventure Table Leg Kit w/ Turnbuckles, 36"H, Levelers	
NEWT30CL2&^	Leg Kit w/ Turnbuckles for 30"-36"D (60-96"W) Top, 36"H, Pkg of Two	\$5,165
NEWT42CL2&^	Leg Kit w/ Turnbuckles for 42"-48"D (60-96"W) Top, 36"H, Pkg of Two	\$5,784
NEWT54CL2&^	Leg Kit w/ Turnbuckles for 54"-60"D (60-96"W) Top, 36"H, Pkg of Two	\$5,958
NEWT30CL3&^	Leg Kit w/ Turnbuckles for 36"D (108-192"W) Top, 36"H, Pkg of Three	\$7,748
NEWT42CL3&^	Leg Kit w/ Turnbuckles for 42"-48"D (108-192"W) Top, 36"H, Pkg of Three	\$8,676
NEWT54CL3&^	Leg Kit w/ Turnbuckles for 54"-60"D (108-192"W) Top, 36"H, Pkg of Three	\$8,936
NEWT30CL4&^	Leg Kit w/ Turnbuckles for 36"D (204-240"W) Top, 36"H, Pkg of Four	\$10,330
NEWT42CL4&^	Leg Kit w/ Turnbuckles for 42"-48"D (204-240"W) Top, 36"H, Pkg of Four	\$11,569
NEWT54CL4&^	Leg Kit w/ Turnbuckles for 54"-60"D (204-240"W) Top, 36"H, Pkg of Four	\$11,915

Tip: Also requires rail kit.

	Adventure Table Leg Kit w/ Turnbuckles, for 36"H, Casters	
NEWT30CC2&^	Leg Kit w/ Turnbuckles for 30"-36"D (60-96"W) Top, 36"H, Pkg of Two	\$5,507
NEWT42CC2&^	Leg Kit w/ Turnbuckles for 42"-48"D (60-96"W) Top, 36"H, Pkg of Two	\$6,130
NEWT54CC2&^	Leg Kit w/ Turnbuckles for 54"-60"D (60-96"W) Top, 36"H, Pkg of Two	\$6,322

Tip: Also requires rail kit.

Tip: Casters always have a grey wheel with silver metal components.



Part Number	Description	List Price (US\$)
Adventure Table Leg Kit w/ Turnbuckles, 42"H, Levelers		
NEWT30BL2&^	Leg Kit w/ Turnbuckles for 30"-36"D (60-96"W) Top, 42"H, Pkg of Two	\$5,243
NEWT42BL2&^	Leg Kit w/ Turnbuckles for 42"-48"D (60-96"W) Top, 42"H, Pkg of Two	\$5,864
NEWT54BL2&^	Leg Kit w/ Turnbuckles for 54"-60"D (60-96"W) Top, 42"H, Pkg of Two	\$6,033
NEWT30BL3&^	Leg Kit w/ Turnbuckles for 36"D (108-192"W) Top, 42"H, Pkg of Three	\$7,864
NEWT42BL3&^	Leg Kit w/ Turnbuckles for 42"-48"D (108-192"W) Top, 42"H, Pkg of Three	\$8,796
NEWT54BL3&^	Leg Kit w/ Turnbuckles for 54"-60"D (108-192"W) Top, 42"H, Pkg of Three	\$9,049
NEWT30BL4&^	Leg Kit w/ Turnbuckles for 36"D (204-240"W) Top, 42"H, Pkg of Four	\$10,486
NEWT42BL4&^	Leg Kit w/ Turnbuckles for 48"D (204-240"W) Top, 42"H, Pkg of Four	\$11,729
NEWT54BL4&^	Leg Kit w/ Turnbuckles for 54"D (204-240"W) Top, 42"H, Pkg of Four	\$12,067

Tip: Also requires rail kit.



Adventure Table Leg Kit w/ Turnbuckles, 42"H, Casters		
NEWT30BC2&^	Leg Kit w/ Turnbuckles for 30"-36"D (60-96"W) Top, 42"H, Pkg of Two	\$5,584
NEWT42BC2&^	Leg Kit w/ Turnbuckles for 42"-48"D (60-96"W) Top, 42"H, Pkg of Two	\$6,209
NEWT54BC2&^	Leg Kit w/ Turnbuckles for 54"-60"D (60-96"W) Top, 42"H, Pkg of Two	\$6,396

Tip: Also requires rail kit.

Tip: Casters always have a grey wheel with silver metal components.

TOPS	TABLES STEP 2 - ADVENTURE
BASES	
POWER DATA	
SUPPORT FURNITURE	
ACCESSORIES	

Adventure Conference Table Rail Kits & Cable Management

U.S. Patent No. D882995

STEP 1

(*) Paint Suffix List

C	Clear Coated Steel (black hardware)	
G	Storm (textured paint, black hardware)	
R	Black (textured paint, black hardware)	
S	Silver (textured paint, stainless steel hardware)	
T	Medium Tone (textured paint, black hardware)	
W	Arctic White (textured paint, stainless steel hardware)	
Z	Other (freeform black or stainless steel hardware)	TBD

Tip: Some Steelcase, Miller/Knoll, Haworth, and Allsteel paints are available for \$1000 list fee per order. Call/email for availability of specific colors. Additional custom paints (e.g. Tiger Dry Lac) must be quoted through designteam@enwork.com.

STEP 1 - Vertical Cable Management Kit Only

(*) Paint Suffix List


R	Black
S	Silver

Product Specifications:

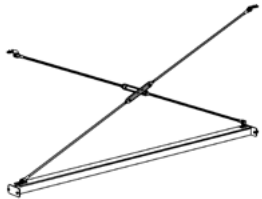
- > Center rail with turnbuckle kits are different for 29"H, 36"H, and 42"H tables.
- > Double foot rail kits do not change with table height.
- > Turnbuckles provide extra structural support but are not required and may be omitted at install.

Ordering Information:

- > Must order a leg kit and rail kit (can order both rail kits).
- > For custom paint color, freeform black or silver hardware on order.
- > **A freight fee of \$150 net is assessed on orders less than \$1500 net. See page 13.**



Part Number	Description	List Price (US\$)
Adventure Table Center Rail with Turnbuckle Kits for 29"H Tables		
NEWS60S^	Center Rail w/ Turnbuckles for 29"H x 60"W Top	\$1,708
NEWS72S^	Center Rail w/ Turnbuckles for 29"H x 72"W Top	\$1,708
NEWS84S^	Center Rail w/ Turnbuckles for 29"H x 84"W Top	\$1,708
NEWS96S^	Center Rail w/ Turnbuckles for 29"H x 96"W Top	\$1,708
NEWS108S^	Center Rail w/ Turnbuckles for 29"H x 108"W Top	\$3,412
NEWS120S^	Center Rail w/ Turnbuckles for 29"H x 120"W Top	\$3,412
NEWS132S^	Center Rail w/ Turnbuckles for 29"H x 132"W Top	\$3,412
NEWS144S^	Center Rail w/ Turnbuckles for 29"H x 144"W Top	\$3,414
NEWS156S^	Center Rail w/ Turnbuckles for 29"H x 156"W Top	\$3,414
NEWS168S^	Center Rail w/ Turnbuckles for 29"H x 168"W Top	\$3,917
NEWS180S^	Center Rail w/ Turnbuckles for 29"H x 180"W Top	\$3,935
NEWS192S^	Center Rail w/ Turnbuckles for 29"H x 192"W Top	\$3,946
NEWS204S^	Center Rail w/ Turnbuckles for 29"H x 204"W Top	\$5,011
NEWS216S^	Center Rail w/ Turnbuckles for 29"H x 216"W Top	\$5,011
NEWS228S^	Center Rail w/ Turnbuckles for 29"H x 228"W Top	\$5,876
NEWS240S^	Center Rail w/ Turnbuckles for 29"H x 240"W Top	\$5,893



Adventure Table Center Rail with Turnbuckle Kits for 36"H Tables		
NEWS60C^	Center Rail w/ Turnbuckles for 36"H x 60"W Top	\$1,708
NEWS72C^	Center Rail w/ Turnbuckles for 36"H x 72"W Top	\$1,708
NEWS84C^	Center Rail w/ Turnbuckles for 36"H x 84"W Top	\$1,708
NEWS96C^	Center Rail w/ Turnbuckles for 36"H x 96"W Top	\$1,708
NEWS108C^	Center Rail w/ Turnbuckles for 36"H x 108"W Top	\$3,412
NEWS120C^	Center Rail w/ Turnbuckles for 36"H x 120"W Top	\$3,412
NEWS132C^	Center Rail w/ Turnbuckles for 36"H x 132"W Top	\$3,412
NEWS144C^	Center Rail w/ Turnbuckles for 36"H x 144"W Top	\$3,414
NEWS156C^	Center Rail w/ Turnbuckles for 36"H x 156"W Top	\$3,414
NEWS168C^	Center Rail w/ Turnbuckles for 36"H x 168"W Top	\$3,917
NEWS180C^	Center Rail w/ Turnbuckles for 36"H x 180"W Top	\$3,935
NEWS192C^	Center Rail w/ Turnbuckles for 36"H x 192"W Top	\$3,946
NEWS204C^	Center Rail w/ Turnbuckles for 36"H x 204"W Top	\$5,011
NEWS216C^	Center Rail w/ Turnbuckles for 36"H x 216"W Top	\$5,011
NEWS228C^	Center Rail w/ Turnbuckles for 36"H x 228"W Top	\$5,876
NEWS240C^	Center Rail w/ Turnbuckles for 36"H x 240"W Top	\$5,893

Part Number Description List Price (US\$)



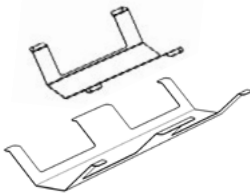
Adventure Table Center Rail with Turnbuckle Kits for 42”H Tables

NEWS60B^	Center Rail w/ Turnbuckles for 42”H x 60”W Top	\$1,708
NEWS72B^	Center Rail w/ Turnbuckles for 42”H x 72”W Top	\$1,708
NEWS84B^	Center Rail w/ Turnbuckles for 42”H x 84”W Top	\$1,708
NEWS96B^	Center Rail w/ Turnbuckles for 42”H x 96”W Top	\$1,838
NEWS108B^	Center Rail w/ Turnbuckles for 42”H x 108”W Top	\$3,412
NEWS120B^	Center Rail w/ Turnbuckles for 42”H x 120”W Top	\$3,412
NEWS132B^	Center Rail w/ Turnbuckles for 42”H x 132”W Top	\$3,412
NEWS144B^	Center Rail w/ Turnbuckles for 42”H x 144”W Top	\$3,414
NEWS156B^	Center Rail w/ Turnbuckles for 42”H x 156”W Top	\$3,414
NEWS168B^	Center Rail w/ Turnbuckles for 42”H x 168”W Top	\$4,200
NEWS180B^	Center Rail w/ Turnbuckles for 42”H x 180”W Top	\$4,217
NEWS192B^	Center Rail w/ Turnbuckles for 42”H x 192”W Top	\$4,229
NEWS204B^	Center Rail w/ Turnbuckles for 42”H x 204”W Top	\$5,346
NEWS216B^	Center Rail w/ Turnbuckles for 42”H x 216”W Top	\$5,391
NEWS228B^	Center Rail w/ Turnbuckles for 42”H x 228”W Top	\$6,300
NEWS240B^	Center Rail w/ Turnbuckles for 42”H x 240”W Top	\$6,318



Adventure Table Double Foot Rail Kits

NEWD60^	Double Foot Rail for 60”W Top	\$1,612
NEWD72^	Double Foot Rail for 72”W Top	\$1,850
NEWD84^	Double Foot Rail for 84”W Top	\$1,850
NEWD96^	Double Foot Rail for 96”W Top	\$2,560
NEWD108^	Double Foot Rail for 108”W Top	\$2,715
NEWD120^	Double Foot Rail for 120”W Top	\$3,224
NEWD132^	Double Foot Rail for 132”W Top	\$3,701
NEWD144^	Double Foot Rail for 144”W Top	\$4,478
NEWD156^	Double Foot Rail for 156”W Top	\$4,483
NEWD168^	Double Foot Rail for 168”W Top	\$6,322
NEWD180^	Double Foot Rail for 180”W Top	\$6,328
NEWD192^	Double Foot Rail for 192”W Top	\$6,340
NEWD204^	Double Foot Rail for 204”W Top	\$7,677
NEWD216^	Double Foot Rail for 216”W Top	\$7,763
NEWD228^	Double Foot Rail for 228”W Top	\$9,484
NEWD240^	Double Foot Rail for 240”W Top	\$9,489



Adventure Table Cable Management Trough

NEWCT1R	Cable Management Trough for Tables 72”W-96”W (1 per pkg), Black	\$270
NEWCT2AR	Cable Management Trough for Tables 108”W-144”W (2 per pkg), Black	\$539
NEWCT2BR	Cable Management Trough for Tables 156”W-192”W (2 per pkg), Black	\$1,355
NEWCT3R	Cable Management Trough for Tables 204”W-240”W (3 per pkg), Black	\$2,033

Tip: Trough does not work with 60”W base. Contact designteam@enwork.com for quote.
 Tip: Centered Oasis power data units are not compatible with NEWCT1 troughs.
 Tip: Oasis power data units are not compatible NEWCT1 or NEWCT2A. Special troughs for 72”-144”W tops are available. Contact designteam@enwork.com for quote.



Adventure Table Vertical Cable Management Kit

NEWVMH^	Vertical Cable Management Hangers	\$298
---------	-----------------------------------	-------

Includes set of 4 w/ magnetic attachment & 4 w/ screw attachment
 Tip: Only available in black or silver to coordinate with Adventure Table hardware.

Adventure for Round/Square Tops

U.S. Patent No. D882995

STEP 1

(&) Leg Finish Suffix List

B Birch Ply – Clear Coat	no charge
C White Oak – Clear Coat	+\$1,300

Product Specifications:

- > Legs are available in clear coat birch ply and clear coat white oak veneered birch ply.
- > Legs always have exposed Birch ply edge
- > Adventure vertical cable management hangers are available. See page 80.
- > Footer bars are 12" from the ground.
- > NEWR66SL is compatible with Adventure Trough NEWCT1. Other bases are not compatible with Adventure Troughs.

Ordering Information:

- > Tops ordered separately.
- > Power Units that do NOT work on Adventure for Round/Square tops: Oasis, Alexander Linear, Ellora Double Sided 6 and 8 receptacle units, Ellora Double Sided 4 receptacle (not in NEWR36BL only).
- > For custom paint color, freeform black or silver hardware on order.
- > **A freight fee of \$150 net is assessed on orders less than \$1500 net. See page 13.**

STEP 2

(^) Paint Suffix List

C Clear Coated Steel (black hardware)	
G Storm (textured paint, black hardware)	
R Black (textured paint, black hardware)	
S Silver (textured paint, stainless steel hardware)	
T Medium Tone (textured paint, black hardware)	
W Arctic White (textured paint, stainless steel hardware)	
Z Other (freeform black or stainless steel hardware)	TBD

Tip: Some Steelcase, Miller/Knoll, Haworth, and Allsteel paints are available for \$1000 list fee per order. Call/email for availability of specific colors. Additional custom paints (e.g. Tiger Dry Lac) must be quoted through designteam@enwork.com.

Part Number	Description	List Price (US\$)
Adventure Leg Kit w/ Rails & Turnbuckles, Seated Height		
NEWR48SL&^	Adventure for 48"-60" Round or 42"-54" Square Tops, Levelers, 29"H	\$3,278
NEWR66SL&^	Adventure for 66"-84" Round or 60"-72" Square Tops, Levelers, 29"H	\$3,745
Adventure Leg Kit w/ Rails & Turnbuckles, Standing Height		
NEWR36BL&^	Adventure for 36"-42" Round or 30"-36" Square Tops, Levelers, 42"H	\$3,331
NEWR48BL&^	Adventure for 48"-60" Round or 42"-54" Square Tops, Levelers, 42"H	\$3,483



TOPS
BASES
POWER DATA
SUPPORT FURNITURE
ACCESSORIES

TABLES STEP 2 - ADVENTURE

Notes

Alkalign Base Assemblies for Seated Height Boat/Capsule Tops

STEP 1

(?) Leg Angle Suffix List

- A Standard
B Splayed

STEP 2

(&) Infill Suffix List

L Laminate	no charge
P Perforated Steel	+ \$170
G Back Painted Glass	+ \$980
V Veneer	+ \$500

STEP 3

(^*) Paint Suffix List

G Storm	
R Black	
S Silver	
T Medium Tone	
W Arctic White	
Z Other	TBD

Tip: Some Steelcase, Miller/Knoll, Haworth, and Allsteel paints are available for \$500 list fee per order. Call/email for availability of specific colors. Additional custom paints (e.g. Tiger Dry Lac) must be quoted through designteam@enwork.com.

STEP 4

(#) Laminate Suffix List:

- 2 Formica Pecan Walnut (6996-26)
3 Formica Millennium Oak (5887-26)
4 Formica Scandi Rift Oak (8677-26)
5 Formica Pale Brushstroke (6997-58)
6 Formica Storm (912-58)
A Formica Chelsea Maple (9238-58)
E Formica Zen Grey (9243-58)
F Formica Black (909-58)
G Formica Graphite (837-58)
H Formica Ceruse Gray Walnut (6994-26)
K Formica Aged Ash (8844-WR)
L Formica Formal Walnut (5782-NG)
M Formica Classic White (9244-58)
Q Formica Inked Oak (5792-PG)
W Formica Brite White (459-58)
X Formica Non-Premium (58,43, MC, SP, +\$40 and NT finishes), Formica Premium (WR, 42, 77, 46, RD), Wilsonart Non-Premium (-38, -60), and Wilsonart Premium (-07, -12, -18, -28, -52, -78)

Wilsonart virtual design library Y series laminates, Wilsonart Solicolor, and Formica ColorCore2 are not included in the above upcharges.

For pricing, contact designteam@enwork.com

(#) Back Painted Glass Paint Suffix List

W White	no charge
B Black	+ \$88

(#) Veneer Suffix List:

- D Maple (stained similar to Chelsea Maple laminate)
T Walnut (stained similar to Wilsonart Ebony Recon non-standard laminate)
**3 Ash - Clear Coat
**4 Ash - Light Grey Stain (stained similar to Pale Brushstroke laminate)
**5 Ash - Dark Grey Stain (stained similar to Storm laminate)
6 Rift Cut Oak - Clear Coat (stained similar to Scandi Rift Oak laminate)
7 Walnut - Clear Coat (stained similar to Pecan Walnut laminate)
X Stain Match (add a one-time \$700 list Stain Match fee) +10%
** See page 22 for color and grain variation.

Product Specifications:

- > Troughs accommodate all Enwork power/data units and have access doors in each section. Single and two circuit pre-configured power kits are available. See page 96.
- > Trough dimensions are 6.5"H x 10.25"W.
- > Base height is 27.75"H (29"H with top).
- > End bases are 15" from ends of conference top.
- > One column of each base contains a knock-out routing hole. Routing hole covers are available. See page 96. Cables can also route from the trough to the floor using cable managers. See page 96.
- > Alkalign is not compatible with Ellipse Tops.
- > Alkalign glass infills are back painted glass adhered to MDF wrapped in matching thermofoil. MDF is not visible.
- > Splayed leg bases have corner legs at a 45 degree angle.
- > If perforated steel infill chosen, infill will be painted to match the base.

Ordering Information:

- > Must specify base assembly and infill kit. See steps 2 and 4 for infill materials and finishes.
- > **A freight fee of \$150 net is assessed on orders less than \$1500 net. See page 13.**



Part Number	Description	List Price (US\$)
-------------	-------------	-------------------

Alkalign Base and Trough Kit for 42"D Boat & Capsule Tops, 29"H

ALTA2972?&^#	Base and Trough Kit for 42"D by 72"W Boat/Cap.	\$4,265
ALTA2984?&^#	Base and Trough Kit for 42"D by 84"W Boat/Cap.	\$4,588
ALTA2996?&^#	Base and Trough Kit for 42"D by 96"W Boat/Cap.	\$4,784
ALTA29108?&^#	Base and Trough Kit for 42"D by 108"W Boat/Cap.	\$5,002
ALTA29120?&^#	Base and Trough Kit for 42"D by 120"W Boat/Cap.	\$5,210

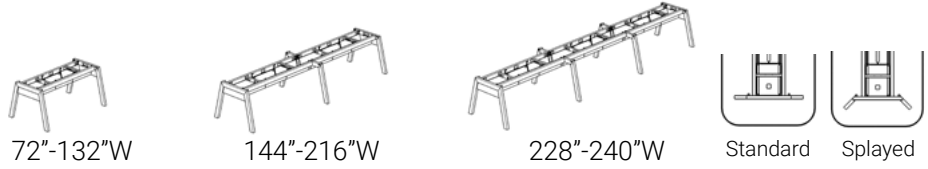
Alkalign Base and Trough Kit for 48-54"D Boat & Capsule Tops, 29"H

ALTB2972?&^#	Base and Trough Kit for 48-54"D by 72"W Boat/Cap.	\$4,599
ALTB2984?&^#	Base and Trough Kit for 48-54"D by 84"W Boat/Cap.	\$4,794
ALTB2996?&^#	Base and Trough Kit for 48-54"D by 96"W Boat/Cap.	\$4,990
ALTB29108?&^#	Base and Trough Kit for 48-54"D by 108"W Boat/Cap.	\$5,197
ALTB29120?&^#	Base and Trough Kit for 48-54"D by 120"W Boat/Cap.	\$5,428
ALTB29132?&^#	Base and Trough Kit for 48-54"D by 132"W Boat/Cap.	\$5,600
ALTB29144?&^#	Base and Trough Kit for 48-54"D by 144"W Boat/Cap.	\$8,769
ALTB29156?&^#	Base and Trough Kit for 48-54"D by 156"W Boat/Cap.	\$8,987
ALTB29168?&^#	Base and Trough Kit for 48-54"D by 168"W Boat/Cap.	\$9,195
ALTB29180?&^#	Base and Trough Kit for 48-54"D by 180"W Boat/Cap.	\$9,344
ALTB29192?&^#	Base and Trough Kit for 48-54"D by 192"W Boat/Cap.	\$9,575
ALTB29204?&^#	Base and Trough Kit for 48-54"D by 204"W Boat/Cap.	\$9,748
ALTB29216?&^#	Base and Trough Kit for 48-54"D by 216"W Boat/Cap.	\$10,082
ALTB29228?&^#	Base and Trough Kit for 48-54"D by 228"W Boat/Cap.	\$13,341
ALTB29240?&^#	Base and Trough Kit for 48-54"D by 240"W Boat/Cap.	\$13,525

Alkalign Base and Trough Kit for 60"D Boat & Capsule Tops, 29"H

ALTC2972?&^#	Base and Trough Kit for 60"D by 72"W Boat/Cap.	\$4,758
ALTC2984?&^#	Base and Trough Kit for 60"D by 84"W Boat/Cap.	\$4,954
ALTC2996?&^#	Base and Trough Kit for 60"D by 96"W Boat/Cap.	\$5,150
ALTC29108?&^#	Base and Trough Kit for 60"D by 108"W Boat/Cap.	\$5,305
ALTC29120?&^#	Base and Trough Kit for 60"D by 120"W Boat/Cap.	\$5,461
ALTC29132?&^#	Base and Trough Kit for 60"D by 132"W Boat/Cap.	\$5,645
ALTC29144?&^#	Base and Trough Kit for 60"D by 144"W Boat/Cap.	\$9,067
ALTC29156?&^#	Base and Trough Kit for 60"D by 156"W Boat/Cap.	\$9,147
ALTC29168?&^#	Base and Trough Kit for 60"D by 168"W Boat/Cap.	\$9,332
ALTC29180?&^#	Base and Trough Kit for 60"D by 180"W Boat/Cap.	\$9,562
ALTC29192?&^#	Base and Trough Kit for 60"D by 192"W Boat/Cap.	\$9,792
ALTC29204?&^#	Base and Trough Kit for 60"D by 204"W Boat/Cap.	\$10,057
ALTC29216?&^#	Base and Trough Kit for 60"D by 216"W Boat/Cap.	\$10,253
ALTC29228?&^#	Base and Trough Kit for 60"D by 228"W Boat/Cap..	\$13,541
ALTC29240?&^#	Base and Trough Kit for 60"D by 240"W Boat/Cap.	\$13,725

TOPS	TABLES STEP 2 - ALKALIGN
BASES	
POWER DATA	
SUPPORT FURNITURE	
ACCESSORIES	



Part Number	Description	List Price (US\$)
ALTD2972?&^#	Base and Trough Kit for 66-72"D by 72"W Boat/Cap.	\$5,549
ALTD2984?&^#	Base and Trough Kit for 66-72"D by 84"W Boat/Cap.	\$5,744
ALTD2996?&^#	Base and Trough Kit for 66-72"D by 96"W Boat/Cap.	\$5,940
ALTD29108?&^#	Base and Trough Kit for 66-72"D by 108"W Boat/Cap.	\$6,095
ALTD29120?&^#	Base and Trough Kit for 66-72"D by 120"W Boat/Cap.	\$6,251
ALTD29132?&^#	Base and Trough Kit for 66-72"D by 132"W Boat/Cap.	\$6,712
ALTD29144?&^#	Base and Trough Kit for 66-72"D by 144"W Boat/Cap.	\$10,134
ALTD29156?&^#	Base and Trough Kit for 66-72"D by 156"W Boat/Cap.	\$10,214
ALTD29168?&^#	Base and Trough Kit for 66-72"D by 168"W Boat/Cap.	\$10,399
ALTD29180?&^#	Base and Trough Kit for 66-72"D by 180"W Boat/Cap.	\$10,768
ALTD29192?&^#	Base and Trough Kit for 66-72"D by 192"W Boat/Cap.	\$11,137
ALTD29204?&^#	Base and Trough Kit for 66-72"D by 204"W Boat/Cap.	\$11,402
ALTD29216?&^#	Base and Trough Kit for 66-72"D by 216"W Boat/Cap.	\$11,597
ALTD29228?&^#	Base and Trough Kit for 66-72"D by 228"W Boat/Cap.	\$14,477
ALTD29240?&^#	Base and Trough Kit for 66-72"D by 240"W Boat/Cap.	\$14,477

Alkalign Base Assemblies for Seated Height Rectangle Tops

STEP 1

(?) Leg Angle Suffix List

- A Standard
B Splayed

STEP 2

(&) Infill Suffix List

- L Laminate no charge
P Perforated Steel + \$170
G Back Painted Glass + \$980
V Veneer + \$500

STEP 3

(*) Paint Suffix List

- G Storm
R Black
S Silver
T Medium Tone
W Arctic White
Z Other TBD

Tip: Some Steelcase, Miller/Knoll, Haworth, and Allsteel paints are available for \$1000 list fee per order. Call/email for availability of specific colors. Additional custom paints (e.g. Tiger Dry Lac) must be quoted through designteam@enwork.com.

STEP 4

(#) Laminate Suffix List:

- 2 Formica Pecan Walnut (6996-26)
3 Formica Millennium Oak (5887-26)
4 Formica Scandi Rift Oak (8677-26)
5 Formica Pale Brushstroke (6997-58)
6 Formica Storm (912-58)
A Formica Chelsea Maple (9238-58)
E Formica Zen Grey (9243-58)
F Formica Black (909-58)
G Formica Graphite (837-58)
H Formica Ceruse Gray Walnut (6994-26)
K Formica Aged Ash (8844-WR)
L Formica Formal Walnut (5782-NG)
M Formica Classic White (9244-58)
Q Formica Inked Oak (5792-PG)
W Formica Brite White (459-58)
X Formica Non-Premium (58,43, MC, SP, and NT finishes), Formica Premium (WR, 42, 77, 46, RD), Wilsonart Non-Premium (-38, -60), and Wilsonart Premium (-07, -12, -18, -28, -52, -78)

Wilsonart virtual design library Y series laminates, Wilsonart Solicolor, and Formica ColorCore2 are not included in the above upcharges.

For pricing, contact designteam@enwork.com

(#) Back Painted Glass Paint Suffix List

- W White no charge
B Black + \$88

(#) Veneer Suffix List:

- D Maple (stained similar to Chelsea Maple laminate)
T Walnut (stained similar to Wilsonart Ebony Recon non-standard laminate)
**3 Ash - Clear Coat
**4 Ash - Light Grey Stain (stained similar to Pale Brushstroke laminate)
**5 Ash - Dark Grey Stain (stained similar to Storm laminate)
6 Rift Cut Oak - Clear Coat (stained similar to Scandi Rift Oak laminate)
7 Walnut - Clear Coat (stained similar to Pecan Walnut laminate)
X Stain Match (add a one-time \$700 list Stain Match fee) +10%

** See page 22 for color and grain variation.

Product Specifications:

- > Troughs accommodate all Enwork power/data units and have access doors in each section. Single and two circuit pre-configured power kits are available. See page 96.
- > Trough dimensions are 6.5"H x 10.25"W.
- > Base height is 27.75"H (29"H with top).
- > End bases are 15" from ends of conference top.
- > End bases contain knock-out routing holes on each column. Mid-bases have one knock-out routing hole. Routing hole covers are available. See page 96.
- > Cables can also route from the trough to the floor using cable managers. See page 96.
- > Alkalign is not compatible with Ellipse Tops.
- > Alkalign glass infills are back painted glass adhered to MDF wrapped in matching thermofoil. MDF is not visible.
- > Splayed leg bases have corner legs at a 45 degree angle.
- > If perforated steel infill choosen, infill will be painted to match the base.

Ordering Information:

- > Must specify base assembly and infill kit. See steps 2 and 4 for infill materials and finishes.
- > **A freight fee of \$150 net is assessed on orders less than \$1500 net. See page 13.**



Part Number	Description	List Price (US\$)
-------------	-------------	-------------------

Alkalign Base and Trough Kit for 36-42"D Rectangle & Rounded Rectangle Tops, 29"H

ALUA2972?&^#	Base and Trough Kit for 36-42"D by 72"W Rect/Rounded Rect	\$4,265
ALUA2984?&^#	Base and Trough Kit for 36-42"D by 84"W Rect/Rounded Rect	\$4,588
ALUA2996?&^#	Base and Trough Kit for 36-42"D by 96"W Rect/Rounded Rect	\$4,784
ALUA29108?&^#	Base and Trough Kit for 36-42"D by 108"W Rect/Rounded Rect	\$5,002
ALUA29120?&^#	Base and Trough Kit for 36-42"D by 120"W Rect/Rounded Rect	\$5,210

Alkalign Base and Trough Kit for 48-54"D Rectangle & Rounded Rectangle Tops, 29"H

ALUB2972?&^#	Base and Trough Kit for 48-54"D by 72"W Rect/Rounded Rect	\$4,599
ALUB2984?&^#	Base and Trough Kit for 48-54"D by 84"W Rect/Rounded Rect	\$4,794
ALUB2996?&^#	Base and Trough Kit for 48-54"D by 96"W Rect/Rounded Rect	\$4,990
ALUB29108?&^#	Base and Trough Kit for 48-54"D by 108"W Rect/Rounded Rect	\$5,197
ALUB29120?&^#	Base and Trough Kit for 48-54"D by 120"W Rect/Rounded Rect	\$5,428
ALUB29132?&^#	Base and Trough Kit for 48-54"D by 132"W Rect/Rounded Rect	\$5,600
ALUB29144?&^#	Base and Trough Kit for 48-54"D by 144"W Rect/Rounded Rect	\$8,769
ALUB29156?&^#	Base and Trough Kit for 48-54"D by 156"W Rect/Rounded Rect	\$8,987
ALUB29168?&^#	Base and Trough Kit for 48-54"D by 168"W Rect/Rounded Rect	\$9,195
ALUB29180?&^#	Base and Trough Kit for 48-54"D by 180"W Rect/Rounded Rect	\$9,344
ALUB29192?&^#	Base and Trough Kit for 48-54"D by 192"W Rect/Rounded Rect	\$9,575
ALUB29204?&^#	Base and Trough Kit for 48-54"D by 204"W Rect/Rounded Rect	\$9,748
ALUB29216?&^#	Base and Trough Kit for 48-54"D by 216"W Rect/Rounded Rect	\$10,082
ALUB29228?&^#	Base and Trough Kit for 48-54"D by 228"W Rect/Rounded Rect	\$13,341
ALUB29240?&^#	Base and Trough Kit for 48-54"D by 240"W Rect/Rounded Rect	\$13,525

Alkalign Base and Trough Kit for 60"D Rectangle & Rounded Rectangle Tops, 29"H

ALUC2972?&^#	Base and Trough Kit for 60"D by 72"W Rect/Rounded Rect	\$4,758
ALUC2984?&^#	Base and Trough Kit for 60"D by 84"W Rect/Rounded Rect	\$4,954
ALUC2996?&^#	Base and Trough Kit for 60"D by 96"W Rect/Rounded Rect	\$5,150
ALUC29108?&^#	Base and Trough Kit for 60"D by 108"W Rect/Rounded Rect	\$5,305
ALUC29120?&^#	Base and Trough Kit for 60"D by 120"W Rect/Rounded Rect	\$5,461
ALUC29132?&^#	Base and Trough Kit for 60"D by 132"W Rect/Rounded Rect	\$5,645
ALUC29144?&^#	Base and Trough Kit for 60"D by 144"W Rect/Rounded Rect	\$9,067
ALUC29156?&^#	Base and Trough Kit for 60"D by 156"W Rect/Rounded Rect	\$9,147
ALUC29168?&^#	Base and Trough Kit for 60"D by 168"W Rect/Rounded Rect	\$9,332
ALUC29180?&^#	Base and Trough Kit for 60"D by 180"W Rect/Rounded Rect	\$9,562
ALUC29192?&^#	Base and Trough Kit for 60"D by 192"W Rect/Rounded Rect	\$9,792
ALUC29204?&^#	Base and Trough Kit for 60"D by 204"W Rect/Rounded Rect	\$10,057
ALUC29216?&^#	Base and Trough Kit for 60"D by 216"W Rect/Rounded Rect	\$10,253
ALUC29228?&^#	Base and Trough Kit for 60"D by 228"W Rect/Rounded Rect	\$13,541
ALUC29240?&^#	Base and Trough Kit for 60"D by 240"W Rect/Rounded Rect	\$13,725

TOPS	TABLES STEP 2 - ALKALIGN
BASES	
POWER DATA	
SUPPORT FURNITURE	
ACCESSORIES	



Part Number **Description** **List Price (US\$)**

Alkalign Base and Trough Kit for 66-72"D Rectangle & Rounded Rectangle Tops, 29"H

ALUD2972?&^#	Base and Trough Kit for 66-72"D by 72"W Rect/Rounded Rect	\$5,549
ALUD2984?&^#	Base and Trough Kit for 66-72"D by 84"W Rect/Rounded Rect	\$5,744
ALUD2996?&^#	Base and Trough Kit for 66-72"D by 96"W Rect/Rounded Rect	\$5,940
ALUD29108?&^#	Base and Trough Kit for 66-72"D by 108"W Rect/Rounded Rect	\$6,095
ALUD29120?&^#	Base and Trough Kit for 66-72"D by 120"W Rect/Rounded Rect	\$6,251
ALUD29132?&^#	Base and Trough Kit for 66-72"D by 132"W Rect/Rounded Rect	\$6,712
ALUD29144?&^#	Base and Trough Kit for 66-72"D by 144"W Rect/Rounded Rect	\$10,134
ALUD29156?&^#	Base and Trough Kit for 66-72"D by 156"W Rect/Rounded Rect	\$10,214
ALUD29168?&^#	Base and Trough Kit for 66-72"D by 168"W Rect/Rounded Rect	\$10,399
ALUD29180?&^#	Base and Trough Kit for 66-72"D by 180"W Rect/Rounded Rect	\$10,768
ALUD29192?&^#	Base and Trough Kit for 66-72"D by 192"W Rect/Rounded Rect	\$11,137
ALUD29204?&^#	Base and Trough Kit for 66-72"D by 204"W Rect/Rounded Rect	\$11,402
ALUD29216?&^#	Base and Trough Kit for 66-72"D by 216"W Rect/Rounded Rect	\$11,597
ALUD29228?&^#	Base and Trough Kit for 66-72"D by 228"W Rect/Rounded Rect	\$14,477
ALUD29240?&^#	Base and Trough Kit for 66-72"D by 240"W Rect/Rounded Rect	\$14,477

Alkalign Base Assemblies for Seated Height Wedge Tops

STEP 1

(?) Leg Angle Suffix List

- A Standard
- B Splayed

STEP 2

(&) Infill Suffix List

L Laminate	no charge
P Perforated Steel	+ \$170
G Back Painted Glass	+ \$980
V Veneer	+ \$500

STEP 3

(*) Paint Suffix List

G Storm	
R Black	
S Silver	
T Medium Tone	
W Arctic White	
Z Other	TBD

Tip: Some Steelcase, Miller/Knoll, Haworth, and Allsteel paints are available for \$1000 list fee per order. Call/email for availability of specific colors. Additional custom paints (e.g. Tiger Dry Lac) must be quoted through designteam@enwork.com.

STEP 4

(#) Laminate Suffix List:

2 Formica Pecan Walnut (6996-26)	
3 Formica Millennium Oak (5887-26)	
4 Formica Scandi Rift Oak (8677-26)	
5 Formica Pale Brushstroke (6997-58)	
6 Formica Storm (912-58)	
A Formica Chelsea Maple (9238-58)	
E Formica Zen Grey (9243-58)	
F Formica Black (909-58)	
G Formica Graphite (837-58)	
H Formica Ceruse Gray Walnut (6994-26)	
K Formica Aged Ash (8844-WR)	
L Formica Formal Walnut (5782-NG)	
M Formica Classic White (9244-58)	
Q Formica Inked Oak (5792-PG)	
W Formica Brite White (459-58)	
X Formica Non-Premium (58,43, MC, SP, and NT finishes), Formica Premium (WR, 42, 77, 46, RD), Wilsonart Non-Premium (-38, -60), and Wilsonart Premium (-07, -12, -18, -28, -52, -78)	+ \$40

Wilsonart virtual design library Y series laminates, Wilsonart Solicolor, and Formica ColorCore2 are not included in the above upcharges.

For pricing, contact designteam@enwork.com

(#) Back Painted Glass Paint Suffix List

W White	
B Black	+ \$88

(#) Veneer Suffix List:

D Maple (stained similar to Chelsea Maple laminate)	
T Walnut (stained similar to Wilsonart Ebony Recon non-standard laminate)	
**3 Ash - Clear Coat	
**4 Ash - Light Grey Stain (stained similar to Pale Brushstroke laminate)	
**5 Ash - Dark Grey Stain (stained similar to Storm laminate)	
6 Rift Cut Oak - Clear Coat (stained similar to Scandi Rift Oak laminate)	
7 Walnut - Clear Coat (stained similar to Pecan Walnut laminate)	
X Stain Match (add a one-time \$700 list Stain Match fee)	+10%

** See page 22 for color and grain variation.

Product Specifications:

- > Troughs accommodate all Enwork power/data units and have access doors in each section. Single and two circuit pre-configured power kits are available. See page 96.
- > Trough dimensions are 6.5"H x 10.25"W.
- > Base height is 27.75"H (29"H with top).
- > End bases are 15" from ends of conference top.
- > One column of each base contains a knock-out routing hole. Routing hole covers are available. See page 96. Cables can also route from the trough to the floor using cable managers. See page 96.

- > Alkalign is not compatible with Ellipse Tops.
- > Alkalign glass infills are back painted glass adhered to MDF wrapped in matching thermofoil. MDF is not visible.
- > Splayed leg bases have corner legs at a 45 degree angle.
- > If perforated steel infill chosen, infill will be painted to match the base.

Ordering Information:

- > Must specify base assembly and infill kit. See steps 2 and 4 for infill materials and finishes.
- > **A freight fee of \$150 net is assessed on orders less than \$1500 net. See page 13.**



Part Number	Description	List Price (US\$)
-------------	-------------	-------------------

Alkalign Base and Trough Kit for 48-54"D Wedge Tops, 29"H

ALWB2972?&^#	Base and Trough Kit for 48-54"D by 72"W Wedge	\$4,599
ALWB2984?&^#	Base and Trough Kit for 48-54"D by 84"W Wedge	\$4,794
ALWB2996?&^#	Base and Trough Kit for 48-54"D by 96"W Wedge	\$4,990
ALWB29108?&^#	Base and Trough Kit for 48-54"D by 108"W Wedge	\$5,197
ALWB29120?&^#	Base and Trough Kit for 48-54"D by 120"W Wedge	\$5,428
ALWB29132?&^#	Base and Trough Kit for 48-54"D by 132"W Wedge	\$5,600
ALWB29144?&^#	Base and Trough Kit for 48-54"D by 144"W Wedge	\$8,769
ALWB29156?&^#	Base and Trough Kit for 48-54"D by 156"W Wedge	\$8,987
ALWB29168?&^#	Base and Trough Kit for 48-54"D by 168"W Wedge	\$9,195
ALWB29180?&^#	Base and Trough Kit for 48-54"D by 180"W Wedge	\$9,344
ALWB29192?&^#	Base and Trough Kit for 48-54"D by 192"W Wedge	\$9,575
ALWB29204?&^#	Base and Trough Kit for 48-54"D by 204"W Wedge	\$9,748
ALWB29216?&^#	Base and Trough Kit for 48-54"D by 216"W Wedge	\$10,082
ALWB29228?&^#	Base and Trough Kit for 48-54"D by 228"W Wedge	\$13,341
ALWB29240?&^#	Base and Trough Kit for 48-54"D by 240"W Wedge	\$13,525

Alkalign Base and Trough Kit for 60"D Wedge Tops, 29"H

ALWC2972?&^#	Base and Trough Kit for 60"D by 72"W Wedge	\$4,758
ALWC2984?&^#	Base and Trough Kit for 60"D by 84"W Wedge	\$4,954
ALWC2996?&^#	Base and Trough Kit for 60"D by 96"W Wedge	\$5,150
ALWC29108?&^#	Base and Trough Kit for 60"D by 108"W Wedge	\$5,305
ALWC29120?&^#	Base and Trough Kit for 60"D by 120"W Wedge	\$5,461
ALWC29132?&^#	Base and Trough Kit for 60"D by 132"W Wedge	\$5,645
ALWC29144?&^#	Base and Trough Kit for 60"D by 144"W Wedge	\$9,067
ALWC29156?&^#	Base and Trough Kit for 60"D by 156"W Wedge	\$9,147
ALWC29168?&^#	Base and Trough Kit for 60"D by 168"W Wedge	\$9,332
ALWC29180?&^#	Base and Trough Kit for 60"D by 180"W Wedge	\$9,562
ALWC29192?&^#	Base and Trough Kit for 60"D by 192"W Wedge	\$9,792
ALWC29204?&^#	Base and Trough Kit for 60"D by 204"W Wedge	\$10,057
ALWC29216?&^#	Base and Trough Kit for 60"D by 216"W Wedge	\$10,253
ALWC29228?&^#	Base and Trough Kit for 60"D by 228"W Wedge	\$13,541
ALWC29240?&^#	Base and Trough Kit for 60"D by 240"W Wedge	\$13,725

TOPS	TABLES STEP 2 - ALKALIGN
BASES	
POWER DATA	
SUPPORT FURNITURE	
ACCESSORIES	



Part Number	Description	List Price (US\$)
Alkalign Base and Trough Kit for 66-72"D Wedge Tops, 29"H		
ALWD2972?&^#	Base and Trough Kit for 66-72"D by 72"W Wedge	\$5,549
ALWD2984?&^#	Base and Trough Kit for 66-72"D by 84"W Wedge	\$5,744
ALWD2996?&^#	Base and Trough Kit for 66-72"D by 96"W Wedge	\$5,940
ALWD29108?&^#	Base and Trough Kit for 66-72"D by 108"W Wedge	\$6,095
ALWD29120?&^#	Base and Trough Kit for 66-72"D by 120"W Wedge	\$6,251
ALWD29132?&^#	Base and Trough Kit for 66-72"D by 132"W Wedge	\$6,712
ALWD29144?&^#	Base and Trough Kit for 66-72"D by 144"W Wedge	\$10,134
ALWD29156?&^#	Base and Trough Kit for 66-72"D by 156"W Wedge	\$10,214
ALWD29168?&^#	Base and Trough Kit for 66-72"D by 168"W Wedge	\$10,399
ALWD29180?&^#	Base and Trough Kit for 66-72"D by 180"W Wedge	\$10,768
ALWD29192?&^#	Base and Trough Kit for 66-72"D by 192"W Wedge	\$11,137
ALWD29204?&^#	Base and Trough Kit for 66-72"D by 204"W Wedge	\$11,402
ALWD29216?&^#	Base and Trough Kit for 66-72"D by 216"W Wedge	\$11,597
ALWD29228?&^#	Base and Trough Kit for 66-72"D by 228"W Wedge	\$14,477
ALWD29240?&^#	Base and Trough Kit for 66-72"D by 240"W Wedge	\$14,477

Alkalign Base Assemblies for Standing Height Boat/Capsule Tops

STEP 1

(?) Leg Angle Suffix List

A Standard

STEP 2

(&) Infill Suffix List

L Laminate no charge
 P Perforated Steel + \$170
 G Back Painted Glass + \$980
 V Veneer + \$500

STEP 3

(^) Paint Suffix List

G Storm
 R Black
 S Silver
 T Medium Tone
 W Arctic White
 Z Other TBD

Tip: Some Steelcase, Miller/Knoll, Haworth, and Allsteel paints are available for \$1000 list fee per order. Call/email for availability of specific colors. Additional custom paints (e.g. Tiger Dry Lac) must be quoted through designteam@enwork.com.

STEP 4

(#) Laminate Suffix List:

2 Formica Pecan Walnut (6996-26)
 3 Formica Millennium Oak (5887-26)
 4 Formica Scandi Rift Oak (8677-26)
 5 Formica Pale Brushstroke (6997-58)
 6 Formica Storm (912-58)
 A Formica Chelsea Maple (9238-58)
 E Formica Zen Grey (9243-58)
 F Formica Black (909-58)
 G Formica Graphite (837-58)
 H Formica Ceruse Gray Walnut (6994-26)
 K Formica Aged Ash (8844-WR)
 L Formica Formal Walnut (5782-NG)
 M Formica Classic White (9244-58)
 Q Formica Inked Oak (5792-PG)
 W Formica Brite White (459-58)
 X Formica Non-Premium (58,43, MC, SP, and NT finishes), Formica Premium (WR, 42, 77, 46, RD), Wilsonart Non-Premium (-38, -60), and Wilsonart Premium (-07, -12, -18, -28, -52, -78)

Wilsonart virtual design library Y series laminates, Wilsonart Solicolor, and Formica ColorCore2 are not included in the above upcharges.

For pricing, contact designteam@enwork.com

(#) Back Painted Glass Paint Suffix List

W White no charge
 B Black + \$88

(#) Veneer Suffix List:

D Maple (stained similar to Chelsea Maple laminate)
 T Walnut (stained similar to Wilsonart Ebony Recon non-standard laminate)

**3 Ash - Clear Coat
 **4 Ash - Light Grey Stain (stained similar to Pale Brushstroke laminate)
 **5 Ash - Dark Grey Stain (stained similar to Storm laminate)
 6 Rift Cut Oak - Clear Coat (stained similar to Scandi Rift Oak laminate)
 7 Walnut - Clear Coat (stained similar to Pecan Walnut laminate)
 X Stain Match (add a one-time \$700 list Stain Match fee) +10% fee
 ** See page 22 for color and grain variation.

Product Specifications:

- > Troughs accommodate all Enwork power/data units and have access doors in each section. Single and two circuit pre-configured power kits are available. See page 96.
- > Trough dimensions are 6.5"H x 10.25"W.
- > Base height is 40.75"H (42"H with top).
- > End bases are 15" from ends of conference top.
- > One column of each base contains a knock-out routing hole. Routing hole covers are available. See page 96. Cables can also route from the trough to the floor using cable managers. See page 96.
- > Alkalign is not compatible with Ellipse Tops.
- > Alkalign glass infills are back painted glass adhered to MDF wrapped in matching thermofoil. MDF is not visible.
- > If perforated steel infill chosen, infill will be painted to match the base.

Ordering Information:

- > Must specify base assembly and infill kit. See steps 2 and 4 for infill materials and finishes.
- > **A freight fee of \$150 net is assessed on orders less than \$1500 net. See page 13.**



Part Number	Description	List Price (US\$)
Alkalign Base and Trough Kit for 48-54"D Boat & Capsule Tops, 42"H		
ALTB4272?&^#	Alkalign Base Kit, 42"H, for 48-54"D x 72"W Boat/Cap	\$6,172
ALTB4284?&^#	Alkalign Base Kit, 42"H, for 48-54"D x 84"W Boat/Cap	\$6,367
ALTB4296?&^#	Alkalign Base Kit, 42"H, for 48-54"D x 96"W Boat/Cap	\$6,563
ALTB42108?&^#	Alkalign Base Kit, 42"H, for 48-54"D x 108"W Boat/Cap	\$6,770
ALTB42120?&^#	Alkalign Base Kit, 42"H, for 48-54"D x 120"W Boat/Cap	\$7,001
ALTB42132?&^#	Alkalign Base Kit, 42"H, for 48-54"D x 132"W Boat/Cap	\$7,174
ALTB42144?&^#	Alkalign Base Kit, 42"H, for 48-54"D x 144"W Boat/Cap	\$10,342
Alkalign Base and Trough Kit for 60"D Boat & Capsule Tops, 42"H		
ALTC4272?&^#	Alkalign Base Kit, 42"H, for 60"D x 72"W Boat/Cap	\$6,330
ALTC4284?&^#	Alkalign Base Kit, 42"H, for 60"D x 84"W Boat/Cap	\$6,526
ALTC4296?&^#	Alkalign Base Kit, 42"H, for 60"D x 96"W Boat/Cap	\$6,721
ALTC42108?&^#	Alkalign Base Kit, 42"H, for 60"D x 108"W Boat/Cap	\$6,878
ALTC42120?&^#	Alkalign Base Kit, 42"H, for 60"D x 120"W Boat/Cap	\$7,033
ALTC42132?&^#	Alkalign Base Kit, 42"H, for 60"D x 132"W Boat/Cap	\$7,217
ALTC42144?&^#	Alkalign Base Kit, 42"H, for 60"D x 144"W Boat/Cap	\$11,495

TOPS	TABLES STEP 2 - ALKALIGN
BASES	
POWER DATA	
SUPPORT FURNITURE	
ACCESSORIES	



Part Number	Description	List Price (US\$)
Alkalign Base and Trough Kit for 66-72"D Boat & Capsule Tops, 42"H		
ALTD4272?&^#	Alkalign Base Kit, 42"H, for 66"-72"D x 72"W Boat/Cap	\$7,121
ALTD4284?&^#	Alkalign Base Kit, 42"H, for 66"-72"D x 84"W Boat/Cap	\$7,316
ALTD4296?&^#	Alkalign Base Kit, 42"H, for 66"-72"D x 96"W Boat/Cap	\$7,512
ALTD42108?&^#	Alkalign Base Kit, 42"H, for 66"-72"D x 108"W Boat/Cap	\$7,667
ALTD42120?&^#	Alkalign Base Kit, 42"H, for 66"-72"D x 120"W Boat/Cap	\$7,823
ALTD42132?&^#	Alkalign Base Kit, 42"H, for 66"-72"D x 132"W Boat/Cap	\$8,284
ALTD42144?&^#	Alkalign Base Kit, 42"H, for 66"-72"D x 144"W Boat/Cap	\$12,562

Alkalign Base Assemblies for Standing Height Rectangle Tops

STEP 1

(?) Leg Angle Suffix List

- A Standard
B Splayed

STEP 2

(&) Infill Suffix List

L Laminate	no charge
P Perforated Steel	+ \$170
G Back Painted Glass	+ \$980
V Veneer	+ \$500

STEP 3

(^*) Paint Suffix List

G Storm	
R Black	
S Silver	
T Medium Tone	
W Arctic White	
Z Other	TBD

Tip: Some Steelcase, Miller/Knoll, Haworth, and Allsteel paints are available for \$1000 list fee per order. Call/email for availability of specific colors. Additional custom paints (e.g. Tiger Dry Lac) must be quoted through designteam@enwork.com.

STEP 4

(#) Laminate Suffix List:

2 Formica Pecan Walnut (6996-26)	
3 Formica Millennium Oak (5887-26)	
4 Formica Scandi Rift Oak (8677-26)	
5 Formica Pale Brushstroke (6997-58)	
6 Formica Storm (912-58)	
A Formica Chelsea Maple (9238-58)	
E Formica Zen Grey (9243-58)	
F Formica Black (909-58)	
G Formica Graphite (837-58)	
H Formica Ceruse Gray Walnut (6994-26)	
K Formica Aged Ash (8844-WR)	
L Formica Formal Walnut (5782-NG)	
M Formica Classic White (9244-58)	
Q Formica Inked Oak (5792-PG)	
W Formica Brite White (459-58)	
X Formica Non-Premium (58,43, MC, SP, and NT finishes), Formica Premium (WR, 42, 77, 46, RD), Wilsonart Non-Premium (-38, -60), and Wilsonart Premium (-07, -12, -18, -28, -52, -78)	+ \$40

Wilsonart virtual design library Y series laminates, Wilsonart Solicolor, and Formica ColorCore2 are not included in the above upcharges.

For pricing, contact designteam@enwork.com

(#) Back Painted Glass Paint Suffix List

W White	no charge
B Black	+ \$88

(#) Veneer Suffix List:

D Maple (stained similar to Chelsea Maple laminate)	
T Walnut (stained similar to Wilsonart Ebony Recon non-standard laminate)	

**3 Ash - Clear Coat	
**4 Ash - Light Grey Stain (stained similar to Pale Brushstroke laminate)	
**5 Ash - Dark Grey Stain (stained similar to Storm laminate)	
6 Rift Cut Oak - Clear Coat (stained similar to Scandi Rift Oak laminate)	
7 Walnut - Clear Coat (stained similar to Pecan Walnut laminate)	
X Stain Match (add a one-time \$700 list Stain Match fee)	+10%

** See page 22 for color and grain variation.

Product Specifications:

- > Troughs accommodate all Enwork power/data units and have access doors in each section. Single and two circuit pre-configured power kits are available. See page 96.
- > Trough dimensions are 6.5"H x 10.25"W.
- > Base height is 40.75"H (42"H with top).
- > End bases are 15" from ends of conference top.
- > One column of each base contains a knock-out routing hole. Routing hole covers are available. See page 96. Cables can also route from the trough to the floor using cable managers. See page 96.
- > Alkalign is not compatible with Ellipse Tops.
- > Alkalign glass infills are back painted glass adhered to MDF wrapped in matching thermofoil. MDF is not visible.
- > If perforated steel infill chosen, infill will be painted to match the base.

Ordering Information:

- > Must specify base assembly and infill kit. See steps 2 and 4 for infill materials and finishes.
- > **A freight fee of \$150 net is assessed on orders less than \$1500 net.**
See page 13.



Part Number	Description	List Price (US\$)
Alkalign Base and Trough Kit for 48-54"D Rectangle & Rounded Rectangle Tops, 42"H		
ALUB4272?&^#	Alkalign Base Kit, 42"H, for 48-54"D x 72"W Rect/Rounded Rect	\$6,172
ALUB4284?&^#	Alkalign Base Kit, 42"H, for 48-54"D x 84"W Rect/Rounded Rect	\$6,367
ALUB4296?&^#	Alkalign Base Kit, 42"H, for 48-54"D x 96"W Rect/Rounded Rect	\$6,563
ALUB42108?&^#	Alkalign Base Kit, 42"H, for 48-54"D x 108"W Rect/Rounded Rect	\$6,770
ALUB42120?&^#	Alkalign Base Kit, 42"H, for 48-54"D x 120"W Rect/Rounded Rect	\$7,001
ALUB42132?&^#	Alkalign Base Kit, 42"H, for 48-54"D x 132"W Rect/Rounded Rect	\$7,174
ALUB42144?&^#	Alkalign Base Kit, 42"H, for 48-54"D x 144"W Rect/Rounded Rect	\$10,342
Alkalign Base and Trough Kit for 60"D Rectangle & Rounded Rectangle Tops, 42"H		
ALUC4272?&^#	Alkalign Base Kit, 42"H, for 60"D x 72"W Rect/Rounded Rect	\$6,330
ALUC4284?&^#	Alkalign Base Kit, 42"H, for 60"D x 84"W Rect/Rounded Rect	\$6,526
ALUC4296?&^#	Alkalign Base Kit, 42"H, for 60"D x 96"W Rect/Rounded Rect	\$6,721
ALUC42108?&^#	Alkalign Base Kit, 42"H, for 60"D x 108"W Rect/Rounded Rect	\$6,878
ALUC42120?&^#	Alkalign Base Kit, 42"H, for 60"D x 120"W Rect/Rounded Rect	\$7,033
ALUC42132?&^#	Alkalign Base Kit, 42"H, for 60"D x 132"W Rect/Rounded Rect	\$7,217
ALUC42144?&^#	Alkalign Base Kit, 42"H, for 60"D x 144"W Rect/Rounded Rect	\$11,495

TOPS	TABLES STEP 2 - ALKALIGN
BASES	
POWER DATA	
SUPPORT FURNITURE	
ACCESSORIES	



Part Number	Description	List Price (US\$)
Alkalign Base and Trough Kit for 66-72"D Rectangle & Rounded Rectangle Tops, 42"H		
ALUD4272?&^#	Alkalign Base Kit, 42"H, for 66"-72"D x 72"W Rect/Rounded Rect	\$7,121
ALUD4284?&^#	Alkalign Base Kit, 42"H, for 66"-72"D x 84"W Rect/Rounded Rect	\$7,316
ALUD4296?&^#	Alkalign Base Kit, 42"H, for 66"-72"D x 96"W Rect/Rounded Rect	\$7,512
ALUD42108?&^#	Alkalign Base Kit, 42"H, for 66"-72"D x 108"W Rect/Rounded Rect	\$7,667
ALUD42120?&^#	Alkalign Base Kit, 42"H, for 66"-72"D x 120"W Rect/Rounded Rect	\$7,823
ALUD42132?&^#	Alkalign Base Kit, 42"H, for 66"-72"D x 132"W Rect/Rounded Rect	\$8,284
ALUD42144?&^#	Alkalign Base Kit, 42"H, for 66"-72"D x 144"W Rect/Rounded Rect	\$12,562

Alkalign Base Assemblies for Standing Height Wedge Tops

STEP 1

(?) Leg Angle Suffix List

- A Standard
- B Splayed

STEP 2

(&) Infill Suffix List

- L Laminate no charge
- P Perforated Steel + \$170
- G Back Painted Glass + \$980
- V Veneer + \$500

STEP 3

(^) Paint Suffix List

- G Storm
- R Black
- S Silver
- T Medium Tone
- W Arctic White
- Z Other TBD

Tip: Some Steelcase, Miller/Knoll, Haworth, and Allsteel paints are available for \$1000 list fee per order. Call/email for availability of specific colors. Additional custom paints (e.g. Tiger Dry Lac) must be quoted through designteam@enwork.com.

STEP 4

(#) Laminate Suffix List:

- 2 Formica Pecan Walnut (6996-26)
- 3 Formica Millennium Oak (5887-26)
- 4 Formica Scandi Rift Oak (8677-26)
- 5 Formica Pale Brushstroke (6997-58)
- 6 Formica Storm (912-58)
- A Formica Chelsea Maple (9238-58)
- E Formica Zen Grey (9243-58)
- F Formica Black (909-58)
- G Formica Graphite (837-58)
- H Formica Ceruse Gray Walnut (6994-26)
- K Formica Aged Ash (8844-WR)
- L Formica Formal Walnut (5782-NG)
- M Formica Classic White (9244-58)
- Q Formica Inked Oak (5792-PG)
- W Formica Brite White (459-58)
- X Formica Non-Premium (58,43, MC, SP, and NT finishes), Formica Premium (WR, 42, 77, 46, RD), Wilsonart Non-Premium (-38, -60), and Wilsonart Premium (-07, -12, -18, -28, -52, -78) +\$40

Wilsonart virtual design library Y series laminates, Wilsonart Solicolor, and Formica ColorCore2 are not included in the above upcharges.

For pricing, contact designteam@enwork.com

(#) Back Painted Glass Paint Suffix List

- W White no charge
- B Black + \$88

(#) Veneer Suffix List:

- D Maple (stained similar to Chelsea Maple laminate)
- T Walnut (stained similar to Wilsonart Ebony Recon non-standard laminate)
- **3 Ash - Clear Coat
- **4 Ash - Light Grey Stain (stained similar to Pale Brushstroke laminate)
- **5 Ash - Dark Grey Stain (stained similar to Storm laminate)
- 6 Rift Cut Oak - Clear Coat (stained similar to Scandi Rift Oak laminate)
- 7 Walnut - Clear Coat (stained similar to Pecan Walnut laminate)
- X Stain Match (add a one-time \$700 list Stain Match fee) +10%

** See page 22 for color and grain variation.

Product Specifications:

- > Troughs accommodate all Enwork power/data units and have access doors in each section. Single and two circuit pre-configured power kits are available. See page 96.
- > Trough dimensions are 6.5"H x 10.25"W.
- > Base height is 40.75"H (42"H with top).
- > End bases are 15" from ends of conference top.
- > One column of each base contains a knock-out routing hole. Routing hole covers are available. See page 96. Cables can also route from the trough to the floor using cable managers. See page 96.
- > Alkalign is not compatible with Ellipse Tops.
- > Alkalign glass infills are back painted glass adhered to MDF wrapped in matching thermofoil. MDF is not visible.
- > If perforated steel infill chosen, infill will be painted to match the base.

Ordering Information:

- > Must specify base assembly and infill kit. See steps 2 and 4 for infill materials and finishes.
- > **A freight fee of \$150 net is assessed on orders less than \$1500 net. See page 13.**



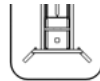
72"-132"W



144"W



Standard



Splayed

Part Number	Description	List Price (US\$)
-------------	-------------	-------------------

Alkalign Base and Trough Kit for 48-54"D Wedge Tops, 42"H

ALWB4272?&^#	Alkalign Base Kit, 42"H, for 48-54"D x 72"W Wedge	\$6,172
ALWB4284?&^#	Alkalign Base Kit, 42"H, for 48-54"D x 84"W Wedge	\$6,367
ALWB4296?&^#	Alkalign Base Kit, 42"H, for 48-54"D x 96"W Wedge	\$6,563
ALWB42108?&^#	Alkalign Base Kit, 42"H, for 48-54"D x 108"W Wedge	\$6,770
ALWB42120?&^#	Alkalign Base Kit, 42"H, for 48-54"D x 120"W Wedge	\$7,001
ALWB42132?&^#	Alkalign Base Kit, 42"H, for 48-54"D x 132"W Wedge	\$7,174
ALWB42144?&^#	Alkalign Base Kit, 42"H, for 48-54"D x 144"W Wedge	\$10,342

Alkalign Base and Trough Kit for 60"D Wedge Tops, 42"H

ALWC4272?&^#	Alkalign Base Kit, 42"H, for 60"D x 72"W Wedge	\$6,330
ALWC4284?&^#	Alkalign Base Kit, 42"H, for 60"D x 84"W Wedge	\$6,526
ALWC4296?&^#	Alkalign Base Kit, 42"H, for 60"D x 96"W Wedge	\$6,721
ALWC42108?&^#	Alkalign Base Kit, 42"H, for 60"D x 108"W Wedge	\$6,878
ALWC42120?&^#	Alkalign Base Kit, 42"H, for 60"D x 120"W Wedge	\$7,033
ALWC42132?&^#	Alkalign Base Kit, 42"H, for 60"D x 132"W Wedge	\$7,217
ALWC42144?&^#	Alkalign Base Kit, 42"H, for 60"D x 144"W Wedge	\$11,495

TOPS	TABLES STEP 2 - ALKALIGN
BASES	
POWER DATA	
SUPPORT FURNITURE	
ACCESSORIES	



Part Number	Description	List Price (US\$)
Alkalign Base and Trough Kit for 66-72"D Wedge Tops, 42"H		
ALWD4272?&^#	Alkalign Base Kit, 42"H, for 66"-72"D x 72"W Wedge	\$7,121
ALWD4284?&^#	Alkalign Base Kit, 42"H, for 66"-72"D x 84"W Wedge	\$7,316
ALWD4296?&^#	Alkalign Base Kit, 42"H, for 66"-72"D x 96"W Wedge	\$7,512
ALWD42108?&^#	Alkalign Base Kit, 42"H, for 66"-72"D x 108"W Wedge	\$7,667
ALWD42120?&^#	Alkalign Base Kit, 42"H, for 66"-72"D x 120"W Wedge	\$7,823
ALWD42132?&^#	Alkalign Base Kit, 42"H, for 66"-72"D x 132"W Wedge	\$8,284
ALWD42144?&^#	Alkalign Base Kit, 42"H, for 66"-72"D x 144"W Wedge	\$12,562

Alkalign Power Kits & Cable Management

STEP 1 (Routing Hole Cover Only)

(*) Paint Suffix List

G Storm
R Black
S Silver
T Medium Tone
W Arctic White
Z Other

TBD

Tip: Some Steelcase, Miller/Knoll, Haworth, and Allsteel paints are available for \$1000 list fee per order. Call/email for availability of specific colors. Additional custom paints (e.g. Tiger Dry Lac) must be quoted through designteam@enwork.com.

Product Specifications:

- > Power Kits for use with Alkalign Base and Trough Kits.
- > Power Kits available with all circuit 1 receptacles or half circuit 1 and half circuit 2.
- > Power Kits for 72"-132"W tops have 4 receptacles, 144"-216"W tops have 8 receptacles, 228"-240" tops have 12 receptacles

Ordering Information:

- > Infeed sold separately from Power Kit
- > **A freight fee of \$150 net is assessed on orders less than \$1500 net. See page 13.**

Part Number	Description	List Price (US\$)
Alkalign Power Kits - Circuit 1 Only		
ALPK172	Alkalign Electric Power Kit for 72"W Top, Circuit 1 Only	\$274
ALPK184	Alkalign Electric Power Kit for 84"W Top, Circuit 1 Only	\$278
ALPK196	Alkalign Electric Power Kit for 96"W Top, Circuit 1 Only	\$293
ALPK1108	Alkalign Electric Power Kit for 108"W Top, Circuit 1 Only	\$289
ALPK1120	Alkalign Electric Power Kit for 120"W Top, Circuit 1 Only	\$296
ALPK1132	Alkalign Electric Power Kit for 132"W Top, Circuit 1 Only	\$300
ALPK1144	Alkalign Electric Power Kit for 144"W Top, Circuit 1 Only	\$570
ALPK1156	Alkalign Electric Power Kit for 156"W Top, Circuit 1 Only	\$566
ALPK1168	Alkalign Electric Power Kit for 168"W Top, Circuit 1 Only	\$572
ALPK1180	Alkalign Electric Power Kit for 180"W Top, Circuit 1 Only	\$585
ALPK1192	Alkalign Electric Power Kit for 192"W Top, Circuit 1 Only	\$611
ALPK1204	Alkalign Electric Power Kit for 204"W Top, Circuit 1 Only	\$602
ALPK1216	Alkalign Electric Power Kit for 216"W Top, Circuit 1 Only	\$611
ALPK1228	Alkalign Electric Power Kit for 228"W Top, Circuit 1 Only	\$857
ALPK1240	Alkalign Electric Power Kit for 240"W Top, Circuit 1 Only	\$864

Tip : Compatible with hardwired or plug infeed. Infeed sold separately

Alkalign Power Kits - Circuit 1 & Circuit 2

ALPK272	Alkalign Electric Power Kit for 72"W Top, Circuit 1 & Circuit 2	\$274
ALPK284	Alkalign Electric Power Kit for 84"W Top, Circuit 1 & Circuit 2	\$278
ALPK296	Alkalign Electric Power Kit for 96"W Top, Circuit 1 & Circuit 2	\$293
ALPK2108	Alkalign Electric Power Kit for 108"W Top, Circuit 1 & Circuit 2	\$289
ALPK2120	Alkalign Electric Power Kit for 120"W Top, Circuit 1 & Circuit 2	\$296
ALPK2132	Alkalign Electric Power Kit for 132"W Top, Circuit 1 & Circuit 2	\$300
ALPK2144	Alkalign Electric Power Kit for 144"W Top, Circuit 1 & Circuit 2	\$570
ALPK2156	Alkalign Electric Power Kit for 156"W Top, Circuit 1 & Circuit 2	\$566
ALPK2168	Alkalign Electric Power Kit for 168"W Top, Circuit 1 & Circuit 2	\$572
ALPK2180	Alkalign Electric Power Kit for 180"W Top, Circuit 1 & Circuit 2	\$585
ALPK2192	Alkalign Electric Power Kit for 192"W Top, Circuit 1 & Circuit 2	\$591
ALPK2204	Alkalign Electric Power Kit for 204"W Top, Circuit 1 & Circuit 2	\$602
ALPK2216	Alkalign Electric Power Kit for 216"W Top, Circuit 1 & Circuit 2	\$611
ALPK2228	Alkalign Electric Power Kit for 228"W Top, Circuit 1 & Circuit 2	\$857
ALPK2240	Alkalign Electric Power Kit for 240"W Top, Circuit 1 & Circuit 2	\$864

Tip : Compatible with hardwired infeed only. Infeed sold separately

Alkalign Infeeds

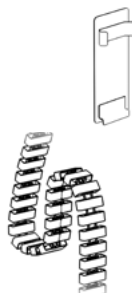
A8BP72	Infeed for Power Kit, 72", hardwired	\$201
A8BP120	Infeed for Power Kit, 120", hardwired	\$242
A1BP72	Infeed for Power Kit for Right Angle (RA) Plug Circuit 1 (only), 72"	\$286
A1BP120	Infeed for Power Kit for Right Angle Plug, Circuit 1 (only), 120"	\$379
A1BPS72	Base Power Infeed for Straight Plug Circuit 1 (only), 72"	\$315
A1BPS120	Base Power Infeed for Straight Plug Circuit 1 (only), 120"	\$435

Tip: Power infeed with plug is not for use with circuit 2 power kits.

Alkalign Cable Management

ALRHC^	Alkalign Routing Hole Cover	\$31
UNCMTRG	Cable Manager, Grey	\$199
UNCMTRR	Cable Manager, Black	\$199
UNCMTRW	Cable Manager, White	\$199

Tip : Cable manager recommended for routing cables out of trough in center of table rather than through a leg



Alkalign Individual Legs

Product Specifications:

- > Base height is 27.75"H (29"H with top).
- > One column of each base contains a knock-out routing hole. Routing hole covers are available. See page 96. Cables can also route from the trough to the floor using cable managers. See page 96.

Ordering Information:

- > A freight fee of \$150 net is assessed on orders less than \$1500 net.



Part Number	Description	List Price (US\$)
Alkalign Individual Legs ALSA29 [^]	Alkalign Seated Height Individual Leg, 36"D-60"D Table, pkg of 2	\$1,025

Tip: Tops up to 96"W requires 2 sets, tops 108"-192"W requires 3 sets, tops 204"-240"W requires 4 sets.

TOPS	TABLES STEP 2 - ALKALIGN
BASES	
POWER DATA	
SUPPORT FURNITURE	
ACCESSORIES	

STEP 1

([^]) Paint Suffix List

- G Storm
- R Black
- S Silver
- T Medium Tone
- W Arctic White
- Z Other TBD

Tip: Some Steelcase, Miller/Knoll, Haworth, and Allsteel paints are available for \$1000 list fee per order. Call/email for availability of specific colors. Additional custom paints (e.g. Tiger Dry Lac) must be quoted through designteam@enwork.com.

Apron Tables (Complete Tables)

STEP 1

(@) Cable Management Suffix List:

N	No Cable Management	
Q	Grommet (one, center)	+ \$19
P	Two Grommets (one left rear, one right rear)	+ \$37
U	Power/Data Cut-out (one, center rear)	+ \$37
K	Power/Data Cut-out (one, center of table)	+ \$37
X	Other	TBD

STEP 2

(*) Paint Suffix List

S	Silver	no charge
R	Black	+ \$200
G	Storm	+ \$200
T	Medium Tone	+ \$200
W	Arctic White	+ \$200
Z	Other	TBD

Tip: Some Steelcase, Miller/Knoll, Haworth, and Allsteel paints are available for \$1000 list fee per order. Call/email for availability of specific colors. Additional custom paints (e.g. Tiger Dry Lac) must be quoted through designsteam@enwork.com.

STEP 3

(#) Laminate Suffix List:

2	Formica Pecan Walnut (6996-26)	
3	Formica Millennium Oak (5887-26)	
4	Formica Scandi Rift Oak (8677-26)	
5	Formica Pale Brushstroke (6997-58)	
6	Formica Storm (912-58)	
A	Formica Chelsea Maple (9238-58)	
E	Formica Zen Grey (9243-58)	
F	Formica Black (909-58)	
G	Formica Graphite (837-58)	
H	Formica Ceruse Gray Walnut (6994-26)	
K	Formica Aged Ash (8844-WR)	
L	Formica Formal Walnut (5782-NG)	
M	Formica Classic White (9244-58)	
Q	Formica Inked Oak (5792-PG)	
W	Formica Brite White (459-58)	
X	Formica Non-Premium (58,43, MC, SP, and NT finishes), Formica Premium (WR, 42, 77, 46, RD), Wilsonart Non-Premium (-38, -60), and Wilsonart Premium (-07, -12, -18, -28, -52, -78)	+ \$40

Wilsonart virtual design library Y series laminates, Wilsonart Solicolor, and Formica ColorCore2 are not included in the above upcharges.

For pricing, contact designsteam@enwork.com

Product Specifications:

> Table is 29"H (26.75" to bottom of the apron).

Ordering Information:

> Includes 3/4" top with 3mm edge, apron structure, legs, and fasteners.

> Top is shipped pre-assembled with apron. Field assembly requires 1-bolt per leg.

> **A freight fee of \$150 net is assessed on orders less than \$1500 net. See page 13.**



Part Number	Description	List Price (US\$)
24"D Apron Table with 3mm Edge		
MB2430@^#	24"D Table, Laminate, 30"W	\$821
MB2436@^#	24"D Table, Laminate, 36"W	\$859
MB2442@^#	24"D Table, Laminate, 42"W	\$887
MB2448@^#	24"D Table, Laminate, 48"W	\$893
MB2460@^#	24"D Table, Laminate, 60"W	\$947
MB2466@^#	24"D Table, Laminate, 66"W	\$1,049
MB2472@^#	24"D Table, Laminate, 72"W	\$1,055
30"D Apron Table with 3mm Edge		
MB3030@^#	30"D Table, Laminate, 30"W	\$852
MB3036@^#	30"D Table, Laminate, 36"W	\$890
MB3042@^#	30"D Table, Laminate, 42"W	\$930
MB3048@^#	30"D Table, Laminate, 48"W	\$936
MB3060@^#	30"D Table, Laminate, 60"W	\$1,104
MB3066@^#	30"D Table, Laminate, 66"W	\$1,223
MB3072@^#	30"D Table, Laminate, 72"W	\$1,230
36"D Apron Table with 3mm Edge		
MB3660@^#	36"D Table, Laminate, 60"W	\$1,374
MB3672@^#	36"D Table, Laminate, 72"W	\$1,511

TOPS
BASES
POWER DATA
SUPPORT FURNITURE
ACCESSORIES

TABLES STEP 2 - APRON

Notes


Concurrence™ - Conference Base Assemblies (36"D - 54"D Top)

STEP 1

(@) Segmentation Suffix List:

N	Non-Segmented Bases	no charge
S	Segmented Bases	+ \$312

Tip: Laminate or Veneer filler panels can be Non-Segmented or Segmented. Segmented panels have grooves with aluminum trim.



Segmented Panel Option



Non-Segmented Panel Option

STEP 2

(^) Paint Suffix List

A	Clear Anodized Aluminum	no charge
S	Silver	+ \$1,700
R	Black	+ \$1,700
G	Storm	+ \$1,700
T	Medium Tone	+ \$1,700
W	Arctic White	+ \$1,700
Z	Other	TBD

Tip: Some Steelcase, Miller/Knoll, Haworth, and Allsteel paints are available for \$1000 list fee per order. Call/email for availability of specific colors. Additional custom paints (e.g. Tiger Dry Lac) must be quoted through designteam@enwork.com.

STEP 3

(#) Laminate Suffix List:

2	Formica Pecan Walnut (6996-26)	
3	Formica Millennium Oak (5887-26)	
4	Formica Scandi Rift Oak (8677-26)	
5	Formica Pale Brushstroke (6997-58)	
6	Formica Storm (912-58)	
A	Formica Chelsea Maple (9238-58)	
E	Formica Zen Grey (9243-58)	
F	Formica Black (909-58)	
G	Formica Graphite (837-58)	
H	Formica Ceruse Gray Walnut (6994-26)	
K	Formica Aged Ash (8844-WR)	
L	Formica Formal Walnut (5782-NG)	
M	Formica Classic White (9244-58)	
Q	Formica Inked Oak (5792-PG)	
W	Formica Brite White (459-58)	
X	Formica Non-Premium (58, 43, MC, SP, and NT finishes), Formica Premium (WR, 42, 77, 46, RD), Wilsonart Non-Premium (-38, -60), and Wilsonart Premium (-07, -12, -18, -28, -52, -78)	+ \$264

Wilsonart virtual design library Y series laminates, Wilsonart Solicolor, and Formica ColorCore2 are not included in the above upcharges.

For pricing, contact designteam@enwork.com

(#) Veneer Suffix List:

D	Maple (stained similar to Chelsea Maple laminate)	
T	Walnut (stained similar to Wilsonart Ebony Recon non-standard laminate)	
**3	Ash - Clear Coat	
**4	Ash - Light Grey Stain (stained similar to Pale Brushstroke laminate)	
**5	Ash - Dark Grey Stain (stained similar to Storm laminate)	
6	Rift Cut Oak - Clear Coat (stained similar to Scandi Rift Oak laminate)	
7	Walnut - Clear Coat (stained similar to Pecan Walnut laminate)	
X	Stain Match (add a one-time \$700 list Stain Match fee)	+ 10%

** See page 22 for color and grain variation.

Product Specifications:

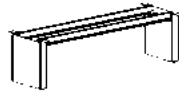
- > Individual bases are 4.75" wide.
- > Base trim is clear anodized aluminum or painted. See step 2.
- > Bases include PDGR cable management.

Ordering Information:

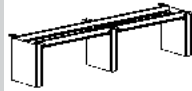
- > Trough covers are available to conceal equipment and hide wiring & cabling (ordered separately). See chart on page 103.
- > Tops are ordered separately.
- > Concurrence bases ship partially assembled.
- > **A freight fee of \$150 net is assessed on orders less than \$1500 net. See page 13.**

Part Number	Description	List Price (US\$)
-------------	-------------	-------------------

Laminate Concurrence Base and Beam Assemblies for 36"/42"D Tables

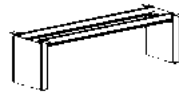


LZTLA72@^#	Lam. Base Assembly for 36"/42"D x 72"W top	\$4,789
LZTLA84@^#	Lam. Base Assembly for 36"/42"D x 84"W top	\$4,918
LZTLA96@^#	Lam. Base Assembly for 36"/42"D x 96"W top	\$5,074
LZTLA108@^#	Lam. Base Assembly for 36"/42"D x 108"W top	\$5,182
LZTLA120@^#	Lam. Base Assembly for 36"/42"D x 120"W top	\$5,483
LZTLA132@^#	Lam. Base Assembly for 36"/42"D x 132"W top	\$5,639
LZTLA144@^#	Lam. Base Assembly for 36"/42"D x 144"W top	\$5,796
LZTLA156@^#	Lam. Base Assembly for 36"/42"D x 156"W top	\$5,874
LZTLA168@^#	Lam. Base Assembly for 36"/42"D x 168"W top	\$6,010

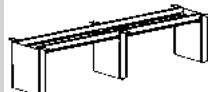


LZTLA180@^#	Lam. Base Assembly for 36"/42"D x 180"W top	\$8,842
LZTLA192@^#	Lam. Base Assembly for 36"/42"D x 192"W top	\$8,842
LZTLA204@^#	Lam. Base Assembly for 36"/42"D x 204"W top	\$8,999
LZTLA216@^#	Lam. Base Assembly for 36"/42"D x 216"W top	\$9,155
LZTLA228@^#	Lam. Base Assembly for 36"/42"D x 228"W top	\$9,234
LZTLA240@^#	Lam. Base Assembly for 36"/42"D x 240"W top	\$9,390

Laminate Concurrence Base and Beam Assemblies for 48"/54"D Tables



LZTLB72@^#	Lam. Base Assembly for 48"/54"D x 72"W top	\$4,820
LZTLB84@^#	Lam. Base Assembly for 48"/54"D x 84"W top	\$4,950
LZTLB96@^#	Lam. Base Assembly for 48"/54"D x 96"W top	\$5,106
LZTLB108@^#	Lam. Base Assembly for 48"/54"D x 108"W top	\$5,213
LZTLB120@^#	Lam. Base Assembly for 48"/54"D x 120"W top	\$5,514
LZTLB132@^#	Lam. Base Assembly for 48"/54"D x 132"W top	\$5,671
LZTLB144@^#	Lam. Base Assembly for 48"/54"D x 144"W top	\$5,827
LZTLB156@^#	Lam. Base Assembly for 48"/54"D x 156"W top	\$5,906
LZTLB168@^#	Lam. Base Assembly for 48"/54"D x 168"W top	\$6,042



LZTLB180@^#	Lam. Base Assembly for 48"/54"D x 180"W top	\$8,890
LZTLB192@^#	Lam. Base Assembly for 48"/54"D x 192"W top	\$8,890
LZTLB204@^#	Lam. Base Assembly for 48"/54"D x 204"W top	\$9,046
LZTLB216@^#	Lam. Base Assembly for 48"/54"D x 216"W top	\$9,203
LZTLB228@^#	Lam. Base Assembly for 48"/54"D x 228"W top	\$9,281
LZTLB240@^#	Lam. Base Assembly for 48"/54"D x 240"W top	\$9,438

TROUGH COVERS
Trough covers are available on page 103.

TOPS

BASES

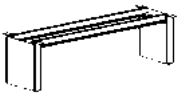
POWER DATA

SUPPORT FURNITURE

ACCESSORIES

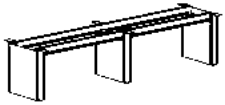
TABLES STEP 2 - CONCURRENCE

Part Number Description List Price (US\$)



Veneer Concurrence Base and Beam Assemblies for 36"/42"D Tables

LZTVA72@^#	Veneer Base Assembly for 36"/42"D x 72"W top	\$7,729
LZTVA84@^#	Veneer Base Assembly for 36"/42"D x 84"W top	\$7,844
LZTVA96@^#	Veneer Base Assembly for 36"/42"D x 96"W top	\$7,983
LZTVA108@^#	Veneer Base Assembly for 36"/42"D x 108"W top	\$8,078
LZTVA120@^#	Veneer Base Assembly for 36"/42"D x 120"W top	\$8,346
LZTVA132@^#	Veneer Base Assembly for 36"/42"D x 132"W top	\$8,485
LZTVA144@^#	Veneer Base Assembly for 36"/42"D x 144"W top	\$8,624
LZTVA156@^#	Veneer Base Assembly for 36"/42"D x 156"W top	\$8,693
LZTVA168@^#	Veneer Base Assembly for 36"/42"D x 168"W top	\$8,814

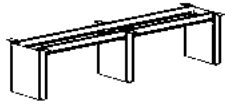


LZTVA180@^#	Veneer Base Assembly for 36"/42"D x 180"W top	\$13,076
LZTVA192@^#	Veneer Base Assembly for 36"/42"D x 192"W top	\$13,076
LZTVA204@^#	Veneer Base Assembly for 36"/42"D x 204"W top	\$13,215
LZTVA216@^#	Veneer Base Assembly for 36"/42"D x 216"W top	\$13,354
LZTVA228@^#	Veneer Base Assembly for 36"/42"D x 228"W top	\$13,424
LZTVA240@^#	Veneer Base Assembly for 36"/42"D x 240"W top	\$13,563



Veneer Concurrence Base and Beam Assemblies for 48"/54"D Tables

LZTVB72@^#	Veneer Base Assembly for 48"/54"D x 72"W top	\$7,757
LZTVB84@^#	Veneer Base Assembly for 48"/54"D x 84"W top	\$7,872
LZTVB96@^#	Veneer Base Assembly for 48"/54"D x 96"W top	\$8,011
LZTVB108@^#	Veneer Base Assembly for 48"/54"D x 108"W top	\$8,106
LZTVB120@^#	Veneer Base Assembly for 48"/54"D x 120"W top	\$8,374
LZTVB132@^#	Veneer Base Assembly for 48"/54"D x 132"W top	\$8,513
LZTVB144@^#	Veneer Base Assembly for 48"/54"D x 144"W top	\$8,652
LZTVB156@^#	Veneer Base Assembly for 48"/54"D x 156"W top	\$8,722
LZTVB168@^#	Veneer Base Assembly for 48"/54"D x 168"W top	\$8,842



LZTVB180@^#	Veneer Base Assembly for 48"/54"D x 180"W top	\$13,118
LZTVB192@^#	Veneer Base Assembly for 48"/54"D x 192"W top	\$13,118
LZTVB204@^#	Veneer Base Assembly for 48"/54"D x 204"W top	\$13,257
LZTVB216@^#	Veneer Base Assembly for 48"/54"D x 216"W top	\$13,396
LZTVB228@^#	Veneer Base Assembly for 48"/54"D x 228"W top	\$13,466
LZTVB240@^#	Veneer Base Assembly for 48"/54"D x 240"W top	\$13,605

Concurrence - Conference Base Assemblies (60"D - 72"D Tops)

STEP 1

(@) Segmentation Suffix List:

- N Non-Segmented Bases no charge
- S Segmented Bases +\$312

Tip: Laminate or Veneer filler panels can be Non-Segmented or Segmented. Segmented panels have grooves with aluminum trim.



Segmented Panel Option

Non-Segmented Panel Option

STEP 2

(^) Paint Suffix List

- A Clear Anodized Aluminum no charge
- S Silver +\$1,700
- R Black +\$1,700
- G Storm +\$1,700
- T Medium Tone +\$1,700
- W Arctic White +\$1,700
- Z Other TBD

Tip: Some Steelcase, Miller/Knoll, Haworth, and Allsteel paints are available for \$1000 list fee per order. Call/email for availability of specific colors. Additional custom paints (e.g. Tiger Dry Lac) must be quoted through designteam@enwork.com.

STEP 3

(#) Laminate Suffix List:

- 2 Formica Pecan Walnut (6996-26)
- 3 Formica Millennium Oak (5887-26)
- 4 Formica Scandi Rift Oak (8677-26)
- 5 Formica Pale Brushstroke (6997-58)
- 6 Formica Storm (912-58)
- A Formica Chelsea Maple (9238-58)
- E Formica Zen Grey (9243-58)
- F Formica Black (909-58)
- G Formica Graphite (837-58)
- H Formica Ceruse Gray Walnut (6994-26)
- K Formica Aged Ash (8844-WR)
- L Formica Formal Walnut (5782-NG)
- M Formica Classic White (9244-58)
- Q Formica Inked Oak (5792-PG)
- W Formica Brite White (459-58)
- X Formica Non-Premium (58,43, MC, SP, and NT finishes), Formica Premium (WR, 42, 77, 46, RD), Wilsonart Non-Premium (-38, -60), and Wilsonart Premium (-07, -12, -18, -28, -52, -78)

Wilsonart virtual design library Y series laminates, Wilsonart Solicolor, and Formica ColorCore2 are not included in the above upcharges

For pricing, contact designteam@enwork.com

(#) Veneer Suffix List:

- D Maple (stained similar to Chelsea Maple laminate)
 - T Walnut (stained similar to Wilsonart Ebony Recon non-standard laminate)
 - **3 Ash - Clear Coat
 - **4 Ash - Light Grey Stain (stained similar to Pale Brushstroke laminate)
 - **5 Ash - Dark Grey Stain (stained similar to Storm laminate)
 - 6 Rift Cut Oak - Clear Coat (stained similar to Scandi Rift Oak laminate)
 - 7 Walnut - Clear Coat (stained similar to Pecan Walnut laminate)
 - X Stain Match (add a one-time \$700 list Stain Match fee) +10%
- ** See page 22 for color and grain variation.

STEP 1 (Trough Covers Only)

(!) Paint Suffix List

- S Silver no charge
- R Black +\$50
- G Storm +\$50
- T Medium Tone +\$50
- W Arctic White +\$50
- Z Other TBD

Product Specifications:

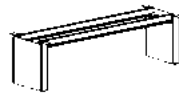
- > Individual bases are 4.75" wide.
- > Base trim is clear anodized aluminum or painted. See step 2.
- > Bases include PDGR cable management.

Ordering Information:

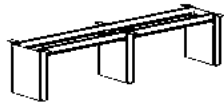
- > Trough covers are available to conceal equipment and hide wiring & cabling (ordered separately). See chart on page 103.
- > Tops are ordered separately.
- > Concurrence bases ship partially assembled.
- > **A freight fee of \$150 net is assessed on orders less than \$1500 net. See page 13.**

Part Number	Description	List Price (US\$)
-------------	-------------	-------------------

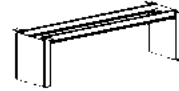
Laminate Concurrence Base and Beam Assemblies for 60"/66"D Tables



LZTLD72@^#	Lam. Base Assembly for 60"/66"D x 72"W top	\$4,957
LZTLD84@^#	Lam. Base Assembly for 60"/66"D x 84"W top	\$5,087
LZTLD96@^#	Lam. Base Assembly for 60"/66"D x 96"W top	\$5,243
LZTLD108@^#	Lam. Base Assembly for 60"/66"D x 108"W top	\$5,350
LZTLD120@^#	Lam. Base Assembly for 60"/66"D x 120"W top	\$5,651
LZTLD132@^#	Lam. Base Assembly for 60"/66"D x 132"W top	\$5,808
LZTLD144@^#	Lam. Base Assembly for 60"/66"D x 144"W top	\$5,964
LZTLD156@^#	Lam. Base Assembly for 60"/66"D x 156"W top	\$6,043
LZTLD168@^#	Lam. Base Assembly for 60"/66"D x 168"W top	\$6,179

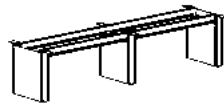


LZTLD180@^#	Lam. Base Assembly for 60"/66"D x 180"W top	\$9,095
LZTLD192@^#	Lam. Base Assembly for 60"/66"D x 192"W top	\$9,095
LZTLD204@^#	Lam. Base Assembly for 60"/66"D x 204"W top	\$9,252
LZTLD216@^#	Lam. Base Assembly for 60"/66"D x 216"W top	\$9,408
LZTLD228@^#	Lam. Base Assembly for 60"/66"D x 228"W top	\$9,487
LZTLD240@^#	Lam. Base Assembly for 60"/66"D x 240"W top	\$9,643



Laminate Concurrence Base and Beam Assemblies for 72"D Tables

LZTLC72@^#	Lam. Base Assembly for 72"D x 72"W top	\$5,961
LZTLC84@^#	Lam. Base Assembly for 72"D x 84"W top	\$6,090
LZTLC96@^#	Lam. Base Assembly for 72"D x 96"W top	\$6,246
LZTLC108@^#	Lam. Base Assembly for 72"D x 108"W top	\$6,354
LZTLC120@^#	Lam. Base Assembly for 72"D x 120"W top	\$6,655
LZTLC132@^#	Lam. Base Assembly for 72"D x 132"W top	\$6,811
LZTLC144@^#	Lam. Base Assembly for 72"D x 144"W top	\$6,968
LZTLC156@^#	Lam. Base Assembly for 72"D x 156"W top	\$7,046
LZTLC168@^#	Lam. Base Assembly for 72"D x 168"W top	\$7,182

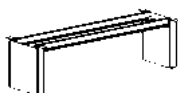


LZTLC180@^#	Lam. Base Assembly for 72"D x 180"W top	\$10,618
LZTLC192@^#	Lam. Base Assembly for 72"D x 192"W top	\$10,618
LZTLC204@^#	Lam. Base Assembly for 72"D x 204"W top	\$10,775
LZTLC216@^#	Lam. Base Assembly for 72"D x 216"W top	\$10,931
LZTLC228@^#	Lam. Base Assembly for 72"D x 228"W top	\$11,010
LZTLC240@^#	Lam. Base Assembly for 72"D x 240"W top	\$11,166

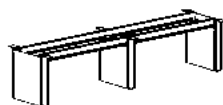
TOPS	TABLES STEP 2 - CONCURRENCE
BASES	
POWER DATA	
SUPPORT FURNITURE	
ACCESSORIES	

Part Number Description List Price (US\$)

Veneer Concurrence Base and Beam Assemblies for 60"/66"D Tables

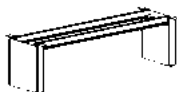


LZTVD72@^#	Veneer Base Assembly for 60"/66"D x 72"W top	\$8,407
LZTVD84@^#	Veneer Base Assembly for 60"/66"D x 84"W top	\$8,671
LZTVD96@^#	Veneer Base Assembly for 60"/66"D x 96"W top	\$8,671
LZTVD108@^#	Veneer Base Assembly for 60"/66"D x 108"W top	\$8,671
LZTVD120@^#	Veneer Base Assembly for 60"/66"D x 120"W top	\$9,202
LZTVD132@^#	Veneer Base Assembly for 60"/66"D x 132"W top	\$9,202
LZTVD144@^#	Veneer Base Assembly for 60"/66"D x 144"W top	\$9,202
LZTVD156@^#	Veneer Base Assembly for 60"/66"D x 156"W top	\$9,202
LZTVD168@^#	Veneer Base Assembly for 60"/66"D x 168"W top	\$9,202

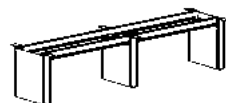


LZTVD180@^#	Veneer Base Assembly for 60"/66"D x 180"W top	\$12,811
LZTVD192@^#	Veneer Base Assembly for 60"/66"D x 192"W top	\$13,872
LZTVD204@^#	Veneer Base Assembly for 60"/66"D x 204"W top	\$13,872
LZTVD216@^#	Veneer Base Assembly for 60"/66"D x 216"W top	\$13,872
LZTVD228@^#	Veneer Base Assembly for 60"/66"D x 228"W top	\$13,872
LZTVD240@^#	Veneer Base Assembly for 60"/66"D x 240"W top	\$13,872

Veneer Concurrence Base and Beam Assemblies for 72"D Tables



LZTVC72@^#	Veneer Base Assembly for 72"D x 72"W top	\$10,530
LZTVC84@^#	Veneer Base Assembly for 72"D x 84"W top	\$10,645
LZTVC96@^#	Veneer Base Assembly for 72"D x 96"W top	\$10,784
LZTVC108@^#	Veneer Base Assembly for 72"D x 108"W top	\$10,880
LZTVC120@^#	Veneer Base Assembly for 72"D x 120"W top	\$11,147
LZTVC132@^#	Veneer Base Assembly for 72"D x 132"W top	\$11,286
LZTVC144@^#	Veneer Base Assembly for 72"D x 144"W top	\$11,426
LZTVC156@^#	Veneer Base Assembly for 72"D x 156"W top	\$11,495
LZTVC168@^#	Veneer Base Assembly for 72"D x 168"W top	\$11,616



LZTVC180@^#	Veneer Base Assembly for 72"D x 180"W top	\$17,286
LZTVC192@^#	Veneer Base Assembly for 72"D x 192"W top	\$17,286
LZTVC204@^#	Veneer Base Assembly for 72"D x 204"W top	\$17,426
LZTVC216@^#	Veneer Base Assembly for 72"D x 216"W top	\$17,565
LZTVC228@^#	Veneer Base Assembly for 72"D x 228"W top	\$17,634
LZTVC240@^#	Veneer Base Assembly for 72"D x 240"W top	\$17,773

Concurrence Sliding Trough Covers* (See chart for maximum ordering quantities)

LZLACP18!	One trough cover for use with bases for 36"/42"D tables, silver	\$182
LZLACP24!	One trough cover for use with bases for 48"/54"D tables, silver	\$202
LZLACP30!	One trough cover for use with bases for 60"/66"D tables, silver	\$241
LZLACP36!	One trough cover for use with bases for 72"D tables, silver	\$261

***Concurrence Sliding Trough covers for concealing Power/Data under Concurrence conference tables:**

Top Width	Max # of Trough Covers
72	0
84	1
96	1
108	2
120	3
132	3
144	4
156	4
168	5
180	6
192	6
204	6
216	6
228	8
240	8

(Trough covers are 20"W)


Concurrence "Build-Your-Own" Conference Table Bases & Beam Kits

STEP 1

(@) Segmentation Suffix List:

- N Non-Segmented Bases no charge
- S Segmented Bases +\$156

Tip: Laminate or Veneer filler panels can be Non-Segmented or Segmented. Segmented panels have grooves with aluminum trim.



Segmented Panel Option



Non-Segmented Panel Option

STEP 2

(*) Paint Suffix List

- A Clear Anodized Aluminum no charge
- S Silver +\$400
- R Black +\$400
- G Storm +\$400
- T Medium Tone +\$400
- W Arctic White +\$400
- Z Other TBD

Tip: Some Steelcase, Miller/Knoll, Haworth, and Allsteel paints are available for \$1000 list fee per order. Call/email for availability of specific colors. Additional custom paints (e.g. Tiger Dry Lac) must be quoted through designteam@enwork.com.

STEP 3

(#) Laminate Suffix List:

- 2 Formica Pecan Walnut (6996-26)
- 3 Formica Millennium Oak (5887-26)
- 4 Formica Scandi Rift Oak (8677-26)
- 5 Formica Pale Brushstroke (6997-58)
- 6 Formica Storm (912-58)
- A Formica Chelsea Maple (9238-58)
- E Formica Zen Grey (9243-58)
- F Formica Black (909-58)
- G Formica Graphite (837-58)
- H Formica Ceruse Gray Walnut (6994-26)
- K Formica Aged Ash (8844-WR)
- L Formica Formal Walnut (5782-NG)
- M Formica Classic White (9244-58)
- Q Formica Inked Oak (5792-PG)
- W Formica Brite White (459-58)
- X Formica Non-Premium (58,43, MC, SP, and NT finishes), Formica Premium (WR, 42, 77, 46, RD), Wilsonart Non-Premium (-38, -60), and Wilsonart Premium (-07, -12, -18, -28, -52, -78)

Wilsonart virtual design library Y series laminates, Wilsonart Solicor, and Formica ColorCore2 are not included in the above upcharges.

For pricing, contact designteam@enwork.com

(#) Veneer Suffix List:

- D Maple (stained similar to Chelsea Maple laminate)
 - T Walnut (stained similar to Wilsonart Ebony Recon non-standard laminate)
 - **3 Ash - Clear Coat
 - **4 Ash - Light Grey Stain (stained similar to Pale Brushstroke laminate)
 - **5 Ash - Dark Grey Stain (stained similar to Storm laminate)
 - 6 Rift Cut Oak - Clear Coat (stained similar to Scandi Rift Oak laminate)
 - 7 Walnut - Clear Coat (stained similar to Pecan Walnut laminate)
 - X Stain Match (add a one-time \$700 list Stain Match fee) +10%
- ** See page 22 for color and grain variation.

Ordering Information:

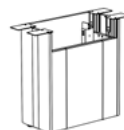
- > Bases must be connected with structural beams, ordered separately (see next page).
- > End Application bases should be inset 24" from end of table top.
- > Bases must be same depth (18", 24", 30", or 36"). 5"W and 12"W can be used under the same table.
- > Use 12" base when power/data in table top is directly over the base.
- > Two bases required for tables up to 168". Three bases required for tables 180"-240".
- > Where required, the third "center application" base must be centered (+/- 12") under the table.
- > Optional bases can be added for cable management (e.g. when a power/data unit or the floor power monument is in the center of a two base table).
- > Trough covers are available to conceal equipment and hide wiring & cabling. See chart on page 103.
- > Tops are ordered separately.
- > Concurrence bases ship assembled.
- > For number of bases required per table size and recommended base locations, see page 25.
- > **A freight fee of \$150 net is assessed on orders less than \$1500 net. See page 13.**

Part Number	Description	List Price (US\$)
-------------	-------------	-------------------



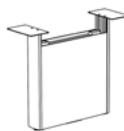
5" Laminate Concurrence Conference Bases w/ Levelers - End Application

LZBE518@^#	Laminate Base, 18" x 5", for 36/42"D table	\$1,953
LZBE524@^#	Laminate Base, 24" x 5", for 48"/54"D table	\$2,099
LZBE530@^#	Laminate Base, 30" x 5", for 60"/66"D table	\$2,476
LZBE536@^#	Laminate Base, 36" x 5", for 72"D table	\$2,705



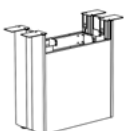
12" Laminate Concurrence Conference Base w/ Access Door & Levelers - End Application

LZBED1218@^#	Laminate Base, 18" x 12", for 36/42"D table	\$3,688
LZBED1224@^#	Laminate Base, 24" x 12", for 48"/54"D table	\$3,688
LZBED1230@^#	Laminate Base, 30" x 12", for 60"/66"D table	\$3,688
LZBED1236@^#	Laminate Base, 36" x 12", for 72"D table	\$3,688



5" Laminate Concurrence Conference Base w/ Levelers - Middle Application

LZBM518@^#	Laminate Base, 18" x 5", for 36/42"D table	\$1,742
LZBM524@^#	Laminate Base, 24" x 5", for 48"/54"D table	\$1,871
LZBM530@^#	Laminate Base, 30" x 5", for 60"/66"D table	\$2,476
LZBM536@^#	Laminate Base, 36" x 5", for 72"D table	\$2,476



12" Laminate Concurrence Conference Base w/ Access Door & Levelers - Middle Application

LZBMD1218@^#	Laminate Base, 18" x 12", for 36/42"D table	\$3,688
LZBMD1224@^#	Laminate Base, 24" x 12", for 48"/54"D table	\$3,688
LZBMD1230@^#	Laminate Base, 30" x 12", for 60"/66"D table	\$3,688
LZBMD1236@^#	Laminate Base, 36" x 12", for 72"D table	\$3,688

TOPS

BASES

POWER
DATASUPPORT
FURNITURE

ACCESSORIES

TABLES STEP 2 - CONCURRENCE

Part Number	Description	List Price (US\$)
-------------	-------------	-------------------

**5" Veneer Concurrence Conference Base w/ Levelers - End Application**

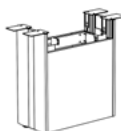
LZVBE518@^#	Veneer Base, 18" x 5", for 36/42"D table	\$3,220
LZVBE524@^#	Veneer Base, 24" x 5", for 48"/54"D table	\$3,694
LZVBE530@^#	Veneer Base, 30" x 5", for 60"/66"D table	\$3,754
LZVBE536@^#	Veneer Base, 36" x 5", for 72"D table	\$4,445

**12" Veneer Concurrence Conference Base w/ Access Door & Levelers - End Application**

LZVBED1218@^#	Veneer Base, 18" x 12", for 36/42"D table	\$7,630
LZVBED1224@^#	Veneer Base, 24" x 12", for 48"/54"D table	\$7,630
LZVBED1230@^#	Veneer Base, 30" x 12", for 60"/66"D table	\$7,630
LZVBED1236@^#	Veneer Base, 36" x 12", for 72"D table	\$7,630

**5" Veneer Concurrence Conference Base w/ Levelers - Middle Application**

LZVBM518@^#	Veneer Base, 18" x 5", for 36/42"D table	\$3,259
LZVBM524@^#	Veneer Base, 24" x 5", for 48"/54"D table	\$3,271
LZVBM530@^#	Veneer Base, 30" x 5", for 60"/66"D table	\$3,323
LZVBM536@^#	Veneer Base, 36" x 5", for 72"D table	\$4,464

**12" Veneer Concurrence Conference Base w/ Access Door & Levelers - Middle Application**

LZVBMD1218@^#	Veneer Base, 18" x 12", for 36/42"D table	\$7,721
LZVBMD1224@^#	Veneer Base, 24" x 12", for 48"/54"D table	\$7,721
LZVBMD1230@^#	Veneer Base, 30" x 12", for 60"/66"D table	\$7,721
LZVBMD1236@^#	Veneer Base, 36" x 12", for 72"D table	\$7,721

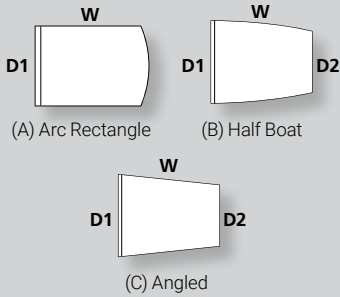
**Structural Aluminum Beams for use w/ Concurrence Conference Bases**

LZBK72^	Beam Kit for 72"W table (includes two beams)	\$841
LZBK84^	Beam Kit for 84"W table (includes two beams)	\$1,101
LZBK96^	Beam Kit for 96"W table (includes two beams)	\$1,101
LZBK108^	Beam Kit for 108"W table (includes two beams)	\$1,101
LZBK120^	Beam Kit for 120"W table (includes two beams)	\$1,549
LZBK132^	Beam Kit for 132"W table (includes two beams)	\$1,549
LZBK144^	Beam Kit for 144"W table (includes two beams)	\$1,549
LZBK156^	Beam Kit for 156"W table (includes two beams)	\$1,549
LZBK168^	Beam Kit for 168"W table (includes two beams)	\$1,549
LZBK180^	Beam Kit for 180"W table (includes four beams)	\$2,023
LZBK192^	Beam Kit for 192"W table (includes four beams)	\$2,931
LZBK204^	Beam Kit for 204"W table (includes four beams)	\$2,931
LZBK216^	Beam Kit for 216"W table (includes four beams)	\$2,931
LZBK228^	Beam Kit for 228"W table (includes four beams)	\$2,931
LZBK240^	Beam Kit for 240"W table (includes four beams)	\$2,931

Concurrence VS (Video Sharing) Tables

STEP 1

(^) Shape Suffix List:



STEP 2

(&) Finish and Edge Suffix List:

- A Standard Laminate - 3mm Edge
- K Standard Laminate - Knife Edge

STEP 3

(@) Cut-Out Suffix List:

- N No Cable Management
- C One Pwr/Data Cut-out, Centered
- E One Cut-out Over Panel Base
- X Other

STEP 4

(!) Paint Suffix List

- A Clear Anodized Aluminum no charge
- S Silver +\$1,200
- R Black +\$1,200
- G Storm +\$1,200
- T Medium Tone +\$1,200
- W Arctic White +\$1,200
- Z Other TBD

Tip: Some Steelcase, Miller/Knoll, Haworth, and Allsteel paints are available for \$500 list fee per order. Call/email for availability of specific colors. Additional custom paints (e.g. Tiger Dry Lac) must be quoted through designteam@enwork.com.

STEP 5

(#) Laminate Suffix List:

- 2 Formica Pecan Walnut (6996-26)
- 3 Formica Millennium Oak (5887-26)
- 4 Formica Scandi Rift Oak (8677-26)
- 5 Formica Pale Brushstroke (6997-58)
- 6 Formica Storm (912-58)
- A Formica Chelsea Maple (9238-58)
- E Formica Zen Grey (9243-58)
- F Formica Black (909-58)
- G Formica Graphite (837-58)
- H Formica Ceruse Gray Walnut (6994-26)
- K Formica Aged Ash (8844-WR)
- L Formica Formal Walnut (5782-NG)
- M Formica Classic White (9244-58)
- Q Formica Inked Oak (5792-PG)
- W Formica Brite White (459-58)
- X Formica Non-Premium (58,43, MC, SP, and NT finishes), Formica Premium (WR, 42, 77, 46, RD), Wilsonart Non-Premium (-38, -60), and Wilsonart Premium (-07, -12, -18, -28, -52, -78) + 15%

Wilsonart virtual design library Y series laminates, Wilsonart Solicolor, and Formica ColorCore2 are not included in the above upcharges. For pricing, contact designteam@enwork.com

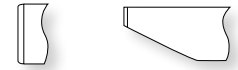
Product Specifications:

- > Great care is taken on 2-piece tops to match laminate wood grains as close as possible given the limitations of pattern, shape, laminate repeatability, and manufacturing tolerances.
- > D2 is 12" less than D1 on Half Boat and Angled tops.
- > Sliding trough covers conceal technology components, cables and wiring under worksurface.
- > Mast includes access holes for monitor cables.
- > Includes worksurface.

Ordering Information:

- > Includes one monitor mount for monitors up to 55". Two monitors up to 40" may be mounted by ordering an alternate mount kit on next page.
- > **A freight fee of \$150 net is assessed on orders less than \$1500 net. See page 13.**

STANDARD LAMINATE



W	D1	H	Part Number	Description	3MM EDGE Suffix A	KNIFE EDGE Suffix K
---	----	---	-------------	-------------	-------------------	---------------------

Concurrence VS (Video Sharing) Tables - Seated Height (29")						
	60	54	29	LZAN2960^&!#	VS Table, Seated, 60"W	\$11,534 \$11,676
	72	54	29	LZAN2972^&!#	VS Table, Seated, 72"W	\$11,744 \$11,887
	84	54	29	LZAN2984^&!#	VS Table, Seated, 84"W	\$11,956 \$12,099
	96	54	29	LZAN2996^&!#	VS Table, Seated, 96"W	\$12,144 \$12,287
	120	54	29	LZAN29120^&!#	VS Table, Seated, 120"W	\$14,914 \$15,505
	144	54	29	LZAN29144^&!#	VS Table, Seated, 144"W	\$14,914 \$16,249

Concurrence VS (Video Sharing) Tables - Seated Height (29")						
	60	54	29	LZAS2960^&!#	VS Table, Seated, Segmented, 60"W	\$11,595 \$11,738
	72	54	29	LZAS2972^&!#	VS Table, Seated, Segmented, 72"W	\$11,805 \$11,948
	84	54	29	LZAS2984^&!#	VS Table, Seated, Segmented, 84"W	\$12,017 \$12,160
	96	54	29	LZAS2996^&!#	VS Table, Seated, Segmented, 96"W	\$12,205 \$12,348
	120	54	29	LZAS29120^&!#	VS Table, Seated, Segmented, 120"W	\$14,975 \$15,567
	144	54	29	LZAS29144^&!#	VS Table, Seated, Segmented, 144"W	\$14,975 \$16,310


Concurrence VS (Video Sharing) Tables - Standing Height (42")						
	60	54	42	LZAN4260^&!#	VS Table, Standing, 60"W	\$12,289 \$12,432
	72	54	42	LZAN4272^&!#	VS Table, Standing, 72"W	\$12,500 \$12,642
	84	54	42	LZAN4284^&!#	VS Table, Standing, 84"W	\$12,712 \$12,854
	96	54	42	LZAN4296^&!#	VS Table, Standing, 96"W	\$12,900 \$13,043
	120	54	42	LZAN42120^&!#	VS Table, Standing, 120"W	\$15,578 \$16,169

Concurrence VS (Video Sharing) Tables - Standing Height (42")						
	60	54	42	LZAS4260^&!#	VS Table, Standing, Segmented, 60"W	\$12,357 \$12,500
	72	54	42	LZAS4272^&!#	VS Table, Standing, Segmented, 72"W	\$12,568 \$12,710
	84	54	42	LZAS4284^&!#	VS Table, Standing, Segmented, 84"W	\$12,780 \$12,922
	96	54	42	LZAS4296^&!#	VS Table, Standing, Segmented, 96"W	\$12,968 \$13,111
	120	54	42	LZAS42120^&!#	VS Table, Standing, Segmented, 120"W	\$15,646 \$16,237

Monitor Mounting Bracket for two Monitors on VS Tables

LZMMB	Bracket for two monitor application	\$584
-------	-------------------------------------	-------

Tip: Holds up to two 40" monitors.



Segmented Panel Option



Non-Segmented Panel Option

Ordering Information: Panels below the worksurface on mast and on both sides of the panel base are segmented. Panels above the worksurface on the mast and the entire back side of the mast are not segmented.

TOPS

BASES

POWER
DATASUPPORT
FURNITURE

ACCESSORIES

TABLES STEP 2 - CONCURRENCE

Notes

Disc and Square/Rectangle Flat Bases

STEP 1 - Fixed Height Bases

(*) Paint Suffix List

G	Storm (textured paint)	
R	Black (textured paint)	
S	Silver (textured paint)	
T	Medium Tone (textured paint)	
W	Arctic White (textured paint)	
U	Chrome (LDFA, LDFB, LDGA, LDFAF, LDFBF, LDGAF)*	+\$1000
V	Chrome (LDFA, LDGB, LDFCF, LDGBF)*	+\$1500
Z	Other	TBD

*Tip: Chrome is not available on Square bases, LDFDF, LDFD, and Disc Bases with power data top plate.

Tip: Some Steelcase, Miller/Knoll, Haworth, and Allsteel paints are available for \$1000 list fee per order. Call/email for availability of specific colors. Additional custom paints (e.g. Tiger Dry Lac) must be quoted through designteam@enwork.com.

STEP 1 - Pneumatic Adjustable

(*) Paint Suffix List

S	Silver
R	Black

Product Specifications:

- > Bases are flat steel.
- > For Square and Rectangle bases, vertical column is square.
- > Pneumatic base height range is 28.5" - 46"H with top.
- > Chrome is not available on pneumatic height-adjustable bases.
- > Disc bases (excluding chrome and pneumatic bases) beginning November 2021 are painted using textured paint.

Ordering Information:

- > For shorter heights put "X" in front of the part number and add \$56 list. For taller heights, put "XX" in front of the part number and add \$70 list.
- > For number of bases required per table size and recommended base locations, see page 27.
- > **A freight fee of \$150 net is assessed on orders less than \$1500 net. See page 13.**

Part Number	Description	List Price (US\$)
Low Profile Disc Bases, No Levelers – Desk/Dining Height (27.75" Tall)		
LDFAF [^]	Disc Base (17" diameter), for 24"- 30" round or 24" square top	\$950
LDFBF [^]	Disc Base (23" diameter), for 36"- 42" round or 30"- 36" square top	\$1,187
LDFCF [^]	Disc Base (27" diameter), for 48" round or 42" square top	\$1,413
LDFDF [^]	Disc Base (32" diameter), for 54" - 60" round or 48" square top	\$2,295
Low Profile Disc Bases, No Levelers – Bar Height (40.75" Tall)		
LDGAF [^]	Disc Base, (23" diameter), Bar Height, for 24"- 30" round or 24" square top	\$1,307
LDGBF [^]	Disc Base (27" diameter), Bar Height, for 36"- 42" round or 30"- 36" square top	\$1,577
Disc Bases with Levelers – Desk/Dining Height (28.50" Tall)		
LDFA [^]	Disc Base (17" diameter) for 24"- 30" round or 24" square top	\$1,080
LDFB [^]	Disc Base (23" diameter) for 36"- 42" round or 30"- 36" square top	\$1,335
LDFC [^]	Disc Base (27" diameter) for 48" round or 42" square top	\$1,583
LDFD [^]	Disc Base (32" diameter) for 54"- 60" round or 48" square top	\$2,390
Disc Bases with Levelers – Bar Height (41.50" Tall)		
LDGA [^]	Disc Base (23" diameter), Bar Height, for 24"- 30" round or 24" square top	\$1,463
LDGB [^]	Disc Base (27" diameter), Bar Height, for 36"- 42" round or 30"- 36" square top	\$1,709
Pneumatic Disc Base with Levelers		
LDPN27 [^]	Pneumatic Disc Base (26.5" diameter) for 30"-48" round or 30"-42" square top	\$2,764
	Tip: Pneumatic Disk Bases are only available in silver and black.	
Square Bases with Levelers - Desk/Dining Height (27.75" Tall)		
LDSQ1A [^]	Square Base (17") for 24"- 30" round or 24" square top	\$1,281
LDSQ1B [^]	Square Base (22") for 36"- 42" round or 30"- 36" square top	\$1,510
LDSQ1C [^]	Square Base (27") for 48" round or 42" square top	\$1,840
Square Bases with Levelers - Bar Height (40.75" Tall)		
LDSQ2A [^]	Square Base (22"), Bar Height, for 24"- 30" round or 24" square tops	\$1,691
LDSQ2B [^]	Square Base (27"), Bar Height, for 36"- 42" round or 30"- 36" square tops	\$1,852
Rectangle Bases with Levelers – Desk/Dining Height (27.75" Tall)		
LDRT1A [^]	Rectangle Base (18"x28"), for 36"D x 48-60"W	\$1,510
LDRT1B [^]	Rectangle Base (24"x28"), for 42"D x 48-60"W	\$1,840
Rectangle Bases with Levelers – Bar Height (40.75" Tall)		
LDRT2A [^]	Rectangle Base (18"x28"), for 36"D x 48-60"W	\$1,691
LDRT2B [^]	Rectangle Base (24"x28"), for 42"D x 48-60"W	\$1,852

Disc Bases w/ Power Data Top Plate

Product Specifications:

- > Bases are flat steel.
- > Top plate can accommodate the Ellora B, Axil, and Single-Sided Ellora power data units.
- > Bases with Power/Data Top Plate include hole in side of leg near the bottom for cable management.
- > Disc bases with Power/Data Top Plate not available in chrome.

Ordering Information:

- > For number of bases required per table size and recommended base locations, see page 27.
- > Disc bases (excluding chrome and pneumatic bases) beginning November 2021 are painted using textured paint.
- > **A freight fee of \$150 net is assessed on orders less than \$1500 net. See page 13.**


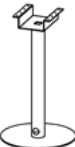


TOPS

BASES

POWER
DATASUPPORT
FURNITURE

ACCESSORIES

TABLES STEP 2 - DISC

Part Number	Description	List Price (US\$)
	Low Profile Disc Bases, No Levelers, with Power/Data Top Plate – Desk/Dining Height (27.75" Tall)	
LD3FAF^	Disc Base (17" diameter), P/D Top Plate, for 24"- 30" round or 24" square top	\$1,195
LD3FBF^	Disc Base (23" diameter), P/D Top Plate, for 36"- 42" round or 30"- 36" square top	\$1,348
LD3FCF^	Disc Base (27" diameter), P/D Top Plate, for 48" round or 42" square top	\$1,838
	Low Profile Disc Bases, No Levelers, with Power/Data Top Plate – Bar Height (40.75" Tall)	
LD3GAF^	Disc Base (23" diameter), P/D Top Plate, for 24"- 30" round or 24" square top	\$1,520
LD3GBF^	Disc Base (27" diameter), P/D Top Plate, for 36"- 42" round or 30"- 36" square top	\$1,701
	Disc Bases, with Levelers and Power/Data Top Plate – Desk/Dining Height (28.50" Tall)	
LD3FA^	Disc Base (17" diameter), P/D Top Plate, for 24"- 30" round or 24" square top	\$1,373
LD3FB^	Disc Base (23" diameter), P/D Top Plate, for 36"- 42" round or 30"- 36" square top	\$1,513
LD3FC^	Disc Base (27" diameter), P/D Top Plate, for 48" round or 42" square top	\$1,775
LD3FD^	Disc Base (32" diameter), P/D Top Plate, for 54"-60" round or 48" square top	\$2,782
	Tip: Ellora Double-sided units with 6 power or 8 power will not fit the 32" diameter Disc Base.	
	Disc Bases, with Levelers and Power/Data Top Plate – Bar Height (41.50" Tall)	
LD3GA^	Disc Base (23" diameter), P/D Top Plate, for 24"-30" round or 24" square top	\$1,693
LD3GB^	Disc Base (27" diameter), P/D Top Plate, for 36"- 42" round or 30"- 36" square top	\$1,854

eBench™ Tables (Complete Tables)

STEP 1

(@) Cable Management Suffix List

N	No Cable Management	no charge
Q	Grommet (one, centered)	+\$19
K	One Power/Data Cut-out (centered)	+\$37
C	Two Power/Data Cut-outs	+\$74
E	Three Power/Data Cut-outs	+\$111
X	Other	TBD

STEP 2

(^) Paint Suffix List

S	Silver	no charge
R	Black	+\$300
G	Storm	+\$300
T	Medium Tone	+\$300
W	Arctic White	+\$300
Z	Other	TBD

Tip: Some Steelcase, Miller/Knoll, Haworth, and Allsteel paints are available for \$1000 list fee per order. Call/email for availability of specific colors. Additional custom paints (e.g. Tiger Dry Lac) must be quoted through designteam@enwork.com.

STEP 3

(#) Laminate Suffix List:

2	Formica Pecan Walnut (6996-26)	
3	Formica Millennium Oak (5887-26)	
4	Formica Scandi Rift Oak (8677-26)	
5	Formica Pale Brushstroke (6997-58)	
6	Formica Storm (912-58)	
A	Formica Chelsea Maple (9238-58)	
E	Formica Zen Grey (9243-58)	
F	Formica Black (909-58)	
G	Formica Graphite (837-58)	
H	Formica Ceruse Gray Walnut (6994-26)	
K	Formica Aged Ash (8844-WR)	
L	Formica Formal Walnut (5782-NG)	
M	Formica Classic White (9244-58)	
Q	Formica Inked Oak (5792-PG)	
W	Formica Brite White (459-58)	
X	Formica Non-Premium (58,43, MC, SP, and NT finishes), Formica Premium (WR, 42, 77, 46, RD), Wilsonart Non-Premium (-38, -60), and Wilsonart Premium (-07, -12, -18, -28, -52, -78)	+\$264

Wilsonart virtual design library Y series laminates, Wilsonart Solicolor, and Formica ColorCore2 are not included in the above upcharges.

For pricing, contact designteam@enwork.com

Product Specifications:

- > Great care is taken on 2-piece tops to match laminate wood grains as close as possible given the limitations of pattern, shape, laminate repeatability, and manufacturing tolerances. 3+ piece tops are not grain matched as most laminate sheets only allow for 2 pieces to match.

Ordering Information:

- > Includes 3/4" floating laminate top with 3mm edge, structure, legs, and fasteners
- > Ships unassembled
- > Standard in silver paint, other standard paints available for an upcharge.
- > 96"-240"W tables include one magnetic vertical cable manager for concealed routing.
- > For 48" and 72"W tables with power, a PDVCM, ordered separately, is recommended for vertical cable management.
- > **A freight fee of \$150 net is assessed on orders less than \$1500 net. See page 13.**



Part Number	Description	List Price (US\$)
48"D eBench Table, 3mm Edge		
EBZ4848@^#	Complete Table 48"W	\$2,277
EBZ4872@^#	Complete Table 72"W	\$2,505
EBZ4896@^#	Complete Table 96"W, for use w/ none or two PD cutouts	\$4,312
EBZ48120@^#	Complete Table 120"W, for use w/ none or two PD cutouts	\$4,614
EBZ481442@^#	Complete Table 144"W, for use w/ none or two PD cutouts	\$5,037
EBZ481443@^#	Complete Table 144"W, for use w/ one or three PD cutouts	\$6,393
EBZ48156@^#	Complete Table 156"W	\$6,572
EBZ48168@^#	Complete Table 168"W	\$6,596
EBZ48180@^#	Complete Table 180"W	\$6,728
EBZ48192@^#	Complete Table 192"W	\$6,974
EBZ48204@^#	Complete Table 204"W	\$7,288
EBZ48216@^#	Complete Table 216"W	\$7,985
EBZ482404@^#	Complete Table 240"W, for use w/ none or two PD cutouts	\$9,024
EBZ482405@^#	Complete Table 240"W, for use w/ one or three PD cutouts	\$10,119



60"D eBench Tables, 3mm Edge		
EBZ6060@^#	Complete Table 60"W	\$2,449
EBZ6072@^#	Complete Table 72"W	\$2,667
EBZ6096@^#	Complete Table 96"W, for use w/ none or two PD cutouts	\$4,597
EBZ60120@^#	Complete Table 120"W, for use w/ none or two PD cutouts	\$4,955
EBZ601442@^#	Complete Table 144"W, for use w/ none or two PD cutouts	\$5,325
EBZ601443@^#	Complete Table 144"W, for use w/ one or three PD cutouts	\$6,504
EBZ60156@^#	Complete Table 156"W	\$7,030
EBZ60168@^#	Complete Table 168"W	\$7,039
EBZ60180@^#	Complete Table 180"W	\$7,238
EBZ60192@^#	Complete Table 192"W	\$7,459
EBZ60204@^#	Complete Table 204"W	\$7,760
EBZ60216@^#	Complete Table 216"W	\$7,984
EBZ602404@^#	Complete Table 240"W, for use w/ none or two PD cutouts	\$9,685
EBZ602405@^#	Complete Table 240"W, for use w/ one or three PD cutouts	\$10,651

TOPS

BASES

POWER
DATASUPPORT
FURNITURE

ACCESSORIES

TABLES STEP 2 - EBENCH

Notes

Emerson Table Bases

STEP 1

(%) Height Suffix List

A Standard 29"H	no charge
B Bar Height 42"H	+\$1,140
D Bar Height 42"H with dual footer bars	+\$3,600
E Bar Height 42"H with dual footer bars and shelf	+\$4,300
F Counter Height 36"H	+\$1,140
G Counter Height 36"H with dual footer bars	+\$3,600
H Counter Height 36"H with dual footer bars and shelf	+\$4,300

STEP 2

(&) Foot Style Suffix List

L Levelers	no charge
C Casters	+\$200

STEP 3

(*) Paint Suffix List

G Storm	
R Black	
S Silver	
T Medium Tone	
W Arctic White	
Z Other (call for quote)	TBD

Tip: Some Steelcase, Miller/Knoll, Haworth, and Allsteel paints are available for \$1000 list fee per order. Call/email for availability of specific colors. Additional custom paints (e.g. Tiger Dry Lac) must be quoted through designteam@enwork.com.

STEP 4 (if suffix E or H is chosen in step 1)

(#) Laminate Suffix List:

2 Formica Pecan Walnut (6996-26)	
3 Formica Millennium Oak (5887-26)	
4 Formica Scandi Rift Oak (8677-26)	
5 Formica Pale Brushstroke (6997-58)	
6 Formica Storm (912-58)	
A Formica Chelsea Maple (9238-58)	
E Formica Zen Grey (9243-58)	
F Formica Black (909-58)	
G Formica Graphite (837-58)	
H Formica Ceruse Gray Walnut (6994-26)	
K Formica Aged Ash (8844-WR)	
L Formica Formal Walnut (5782-NG)	
M Formica Classic White (9244-58)	
Q Formica Inked Oak (5792-PG)	
W Formica Brite White (459-58)	
X Formica Non-Premium (58,43, MC, SP, and NT finishes), Formica Premium (WR, 42, 77, 46, RD), Wilsonart Non-Premium (-38, -60), and Wilsonart Premium (-07, -12, -18, -28, -52, -78)	+\$40

Wilsonart virtual design library Y series laminates, Wilsonart Solicolor, and Formica ColorCore2 are not included in the above upcharges.

For pricing, contact designteam@enwork.com

Product Specifications:

- > Bases consist of four 2"W x 2"D square legs and a 2.5"H apron frame. Actual base height is 27.75", 34.75", or 40.75".
- > Bases are designed for rectangle tops. Tops ordered separately.
- > Eligible top materials are laminate, veneer and hardwood plank.
- > Knife edge tops do not fit on Emerson.
- > Bar height and counter height tables have struts. Optional dual steel footer bars, or dual steel footer bars and laminate shelf are available. See step 1.
- > If option E or H is chosen in step 1, laminate shelf is 16" wide and 12"H off the ground.
- > Optional cable management options available.
- > Optional casters are 4"H locking industrial casters.

Ordering Information:

> A freight fee of \$150 net is assessed on orders less than \$1500 net. See page 13.



Standard 29"



Bar Height 42" with Struts



Bar Height 42" with Struts and Dual Footer Bars

Part Number	Description	List Price (US\$)
Emerson Table Bases		
EM1872A&^	Table Base, 18"D x 72"W	\$2,795
EM1884A&^	Table Base, 18"D x 84"W	\$2,921
EM1896A&^	Table Base, 18"D x 96"W	\$2,984
EM18108A&^	Table Base, 18"D x 108"W	\$3,443
EM18120A&^	Table Base, 18"D x 120"W	\$3,443
Tip: 18"D bases are only available in standard 29"H		
EM2472%&^	Table Base, 24"D x 72"W	\$2,795
EM2484%&^	Table Base, 24"D x 84"W	\$2,921
EM2496%&^	Table Base, 24"D x 96"W	\$2,984
EM24108%&^	Table Base, 24"D x 108"W	\$3,443
EM24120%&^	Table Base, 24"D x 120"W	\$3,443
EM3072%&^	Table Base, 30"D x 72"W	\$2,858
EM3084%&^	Table Base, 30"D x 84"W	\$2,984
EM3096%&^	Table Base, 30"D x 96"W	\$3,047
EM30108%&^	Table Base, 30"D x 108"W	\$3,506
EM30120%&^	Table Base, 30"D x 120"W	\$3,506
EM3672%&^	Table Base, 36"D x 72"W	\$2,921
EM3684%&^	Table Base, 36"D x 84"W	\$3,047
EM3696%&^	Table Base, 36"D x 96"W	\$3,110
EM36108%&^	Table Base, 36"D x 108"W	\$3,569
EM36120%&^	Table Base, 36"D x 120"W	\$3,569
EM4272%&^	Table Base, 42"D x 72"W	\$4,170
EM4284%&^	Table Base, 42"D x 84"W	\$4,296
EM4296%&^	Table Base, 42"D x 96"W	\$4,359
EM42108%&^	Table Base, 42"D x 108"W	\$4,674
EM42120%&^	Table Base, 42"D x 120"W	\$4,674
EM4872%&^	Table Base, 48"D x 72"W	\$4,170
EM4884%&^	Table Base, 48"D x 84"W	\$4,296
EM4896%&^	Table Base, 48"D x 96"W	\$4,359
EM48108%&^	Table Base, 48"D x 108"W	\$4,674
EM48120%&^	Table Base, 48"D x 120"W	\$4,674
EM5472%&^	Table Base, 54"D x 72"W	\$4,422
EM5484%&^	Table Base, 54"D x 84"W	\$4,548
EM5496%&^	Table Base, 54"D x 96"W	\$4,611
EM54108%&^	Table Base, 54"D x 108"W	\$4,926
EM54120%&^	Table Base, 54"D x 120"W	\$4,926
EM6072%&^	Table Base, 60"D x 72"W	\$4,422
EM6084%&^	Table Base, 60"D x 84"W	\$4,548
EM6096%&^	Table Base, 60"D x 96"W	\$4,611
EM60108%&^	Table Base, 60"D x 108"W	\$4,926
EM60120%&^	Table Base, 60"D x 120"W	\$4,926

TOPS

BASES

POWER
DATASUPPORT
FURNITURE

ACCESSORIES

TABLES STEP 2 - EMERSON

Part Number	Description	List Price (US\$)
-------------	-------------	-------------------

**Cable Management**

EMPDT29^	Steel Rectangle Legs with Power/Data Holes, 29"H	\$372
EMPDT36^	Steel Rectangle Legs with Power/Data Holes, 36"H	\$450
EMPDT42^	Steel Rectangle Legs with Power/Data Holes, 42"H	\$527

Tip: If option E or H is chosen in step 1, steel leg will need to be placed on the outside of the shelf.

**Power/Data Unit Undertable Power/Data Concealing Cover**

LNPDTA	Undertable Cover A , Black	\$309
--------	----------------------------	-------

Tip: Use on all Enwork power/data units except Oasis, Ellora Deep Well, and Alexander

LNPDTB	Undertable Cover B (used on 15" Oasis), Black	\$309
--------	---	-------

Tip: Use on Oasis 15" power/data units

Equilibrium™ Conference Bases for all 36"-54", and select 60"D* Tops

U.S. Patents No. D776,474S,
D776,967S, D776,968S

STEP 1

(^) Paint Suffix List

S Silver (textured)
R Black (textured)
G Storm (textured)
T Medium Tone (textured)
W Arctic White (textured)
Z Other (textured)

TBD

Tip: For other available colors, contact designteam@enwork.com.

Tip: Bases & Cantilever Top Supports can be ordered different paint colors for two-tone effect.

Product Specification:

- > Bases support conference tops 36"-54"D and all 60"D tops except solid surface and quartz.
- > Bases for solid surface and quartz 60"D tops and 66"-72"D tops see page 116.
- > 29"H bases have a footprint of 26"W x 16"D. 42"H bases have a footprint of 33"W x 16"D.

Ordering Information:

- > Bases require Cantilever Top Supports, ordered separately.
- > Bases are ordered in multiple pieces for design and paint color flexibility.
- > Base must bolt to a 4" concrete floor. Fasteners provided.
- > Power data units are housed between cantilever supports. Ordered separately.
Exception: Positioning for some power/data assemblies (e.g. Oasis) is limited due to base structure.
- > Cantilever support trough covers provided to conceal power and cable routing on solid design cantilevers (only).
- > **A freight fee of \$150 net is assessed on orders less than \$1500 net. See page 13.**

Part Number	Description	List Price (US\$)
-------------	-------------	-------------------

Seated Height Equilibrium Inverse V Base, 29"H

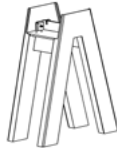
EQV296^	Inverse V Base (only), for 36-*60"D x 84-144"W tops with Centered Cantilever Supports	\$11,359
EQV298^	Inverse V Base (only), for 36-*60"D x 156-240"W tops with Centered Cantilever Supports and 36-*60"D x 120-192"W tops with Offset Cantilever Supports	\$11,632



Tip: Inverse V bases include magnetic inner cable management covers.
Two of 4 inner covers have a mousehole for cord pass through.
Tip: Bases require Cantilever Top Supports, ordered separately.

Standing Height Equilibrium Inverse V Base, 42"H

EQV426^	Inverse V Base (only), for 36-*60"D x 84-144"W tops with Centered Cantilever Supports	\$12,576
EQV428^	Inverse V Base (only), for 36-*60"D x 156-240"W tops with Centered Cantilever Supports and 36-*60"D x 120-192"W tops with Offset Cantilever Supports	\$12,871



Tip: Inverse V bases include magnetic inner cable management covers.
Two of 4 inner covers have a mousehole for cord pass thru.
Tip: Bases require Cantilever Top Supports, ordered separately.

Seated Height Equilibrium Triangle Base, 29"H

EQT296E^	Triangle Base (only), for 36-*60"D x 84-144"W tops with Centered Cantilever Supports	\$11,632
EQT298E^	Triangle Base (only), for 36-*60"D x 156-240"W tops with Centered Cantilever Supports and 36-*60"D x 120-192"W tops with Offset Cantilever Supports	\$11,907



Tip: Triangle base includes one set of magnetic cable management covers.
Tip: Base is open in the middle. End covers fully enclose the base, concealing hardware, technology, and floor monument.
Tip: Bases require Cantilever Top Supports, ordered separately.

*** Bases on this page support all 60"D tops except solid surface and quartz tops. For bases that will support 60"D solid surface and quartz tops, see page 116.**

Disclaimer

Equilibrium tables must be installed directly onto a four inch minimum thickness concrete floor using factory provided hardware.

Warning

- Failure to install on four inch thick concrete floor or failure to follow instruction may cause table to function improperly and could lead to personal injury and or structural damage.
- Equilibrium assembled can weigh between 350 and 1,700 pounds depending on configuration and is supported in a three and a half square foot area. It is the responsibility of the dealer and or end user to determine if the installation location for Equilibrium is suitable.
- Enwork is not responsible for any structure failures or personal injuries due to improper installation or improper use of product.

Note

Installation requires at least two people.

U.S. Patents No. D776,474S,
D776,967S, D776,968S

List Price
(US\$)

Part Number Description

TOPS

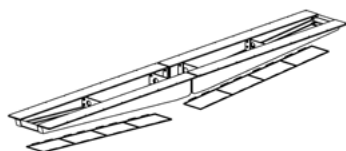
BASES

POWER
DATA

SUPPORT
FURNITURE

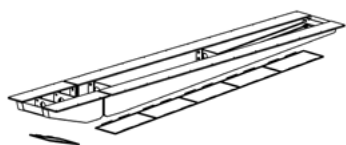
ACCESSORIES

TABLES STEP 2 - EQUILIBRIUM



Centered Equilibrium Cantilever Top Supports, Solid Design

EQW1C84^	Centered Top Supports, Qty. 4, Solid Design for 36-*60"D x 84" top	\$9,864
EQW1C96^	Centered Top Supports, Qty. 4, Solid Design for 36-*60"D x 96" top	\$9,864
EQW1C108^	Centered Top Supports, Qty. 4, Solid Design for 36-*60"D x 108" top	\$10,948
EQW1C120^	Centered Top Supports, Qty. 4, Solid Design for 36-*60"D x 120" top	\$12,330
EQW1C132^	Centered Top Supports, Qty. 4, Solid Design for 36-*60"D x 132" top	\$12,330
EQW1C144^	Centered Top Supports, Qty. 4, Solid Design for 36-*60"D x 144" top	\$13,315
EQW1C156^	Centered Top Supports, Qty. 4, Solid Design for 36-*60"D x 156" top	\$14,278
EQW1C168^	Centered Top Supports, Qty. 4, Solid Design for 36-*60"D x 168" top	\$14,794
EQW1C180^	Centered Top Supports, Qty. 4, Solid Design for 36-*60"D x 180" top	\$15,041
EQW1C192^	Centered Top Supports, Qty. 4, Solid Design for 36-*60"D x 192" top	\$15,659
EQW1C204^	Centered Top Supports, Qty. 4, Solid Design for 36-*60"D x 204" top	\$16,396
EQW1C216^	Centered Top Supports, Qty. 4, Solid Design for 36-*60"D x 216" top	\$16,643
EQW1C228^	Centered Top Supports, Qty. 4, Solid Design for 36-*60"D x 228" top	\$17,261
EQW1C240^	Centered Top Supports, Qty. 4, Solid Design for 36-*60"D x 240" top	\$17,261



Offset Equilibrium Cantilever Top Supports, Solid Design

EQW1FF120^	Offset Top Supports, Qty. 4, Solid Design for 36-*60"D x 120" top	\$12,330
EQW1FF132^	Offset Top Supports, Qty. 4, Solid Design for 36-*60"D x 132" top	\$12,946
EQW1FF144^	Offset Top Supports, Qty. 4, Solid Design for 36-*60"D x 144" top	\$13,315
EQW1FF156^	Offset Top Supports, Qty. 4, Solid Design for 36-*60"D x 156" top	\$14,278
EQW1FF168^	Offset Top Supports, Qty. 4, Solid Design for 36-*60"D x 168" top	\$14,794
EQW1FF180^	Offset Top Supports, Qty. 4, Solid Design for 36-*60"D x 180" top	\$15,041
EQW1FF192^	Offset Top Supports, Qty. 4, Solid Design for 36-*60"D x 192" top	\$15,659



Centered Equilibrium Cantilever Top Supports, Truss Design

EQW2C84^	Centered Top Supports, Qty. 4, Truss Design for 36-*60"D x 84" top	\$11,617
EQW2C96^	Centered Top Supports, Qty. 4, Truss Design for 36-*60"D x 96" top	\$11,921
EQW2C108^	Centered Top Supports, Qty. 4, Truss Design for 36-*60"D x 108" top	\$12,628
EQW2C120^	Centered Top Supports, Qty. 4, Truss Design for 36-*60"D x 120" top	\$15,152
EQW2C132^	Centered Top Supports, Qty. 4, Truss Design for 36-*60"D x 132" top	\$15,152
EQW2C144^	Centered Top Supports, Qty. 4, Truss Design for 36-*60"D x 144" top	\$16,416
EQW2C156^	Centered Top Supports, Qty. 4, Truss Design for 36-*60"D x 156" top	\$16,416
EQW2C168^	Centered Top Supports, Qty. 4, Truss Design for 36-*60"D x 168" top	\$17,045
EQW2C180^	Centered Top Supports, Qty. 4, Truss Design for 36-*60"D x 180" top	\$18,308
EQW2C192^	Centered Top Supports, Qty. 4, Truss Design for 36-*60"D x 192" top	\$18,940
EQW2C204^	Centered Top Supports, Qty. 4, Truss Design for 36-*60"D x 204" top	\$20,204
EQW2C216^	Centered Top Supports, Qty. 4, Truss Design for 36-*60"D x 216" top	\$20,962
EQW2C228^	Centered Top Supports, Qty. 4, Truss Design for 36-*60"D x 228" top	\$21,214
EQW2C240^	Centered Top Supports, Qty. 4, Truss Design for 36-*60"D x 240" top	\$21,465

Tip: Cantilever trough covers not included with truss design.



Offset Equilibrium Cantilever Top Supports, Truss Design

EQW2FF120^	Offset Top Supports, Qty. 4, Truss Design for 36-*60"D x 120" top	\$15,152
EQW2FF132^	Offset Top Supports, Qty. 4, Truss Design for 36-*60"D x 132" top	\$15,152
EQW2FF144^	Offset Top Supports, Qty. 4, Truss Design for 36-*60"D x 144" top	\$16,416
EQW2FF156^	Offset Top Supports, Qty. 4, Truss Design for 36-*60"D x 156" top	\$16,416
EQW2FF168^	Offset Top Supports, Qty. 4, Truss Design for 36-*60"D x 168" top	\$17,045
EQW2FF180^	Offset Top Supports, Qty. 4, Truss Design for 36-*60"D x 180" top	\$18,308
EQW2FF192^	Offset Top Supports, Qty. 4, Truss Design for 36-*60"D x 192" top	\$18,940

Tip: Cantilever trough covers not included with truss design.

*** Cantilever supports on this page support all 60"D tops except solid surface and quartz tops. For supports that will support 60"D solid surface and quartz tops, see page 117.**

Equilibrium™ Conference Bases for select 60"D*, and all 66"-72"D Tops

U.S. Patents No. D776,474S, D776,967S, D776,968S

STEP 1

(^) Paint Suffix List

- S Silver (textured)
- R Black (textured)
- G Storm (textured)
- T Medium Tone (textured)
- W Arctic White (textured)
- Z Other (textured)

TBD

Tip: For other available colors, contact designteam@enwork.com.

Tip: Bases & Cantilever Top Supports can be ordered different paint colors for two-tone effect.

Product Specification:

- > Bases support conference tops 60"D tops with solid surface or quartz construction and all 66"-72"D tops.
- > Bases for 36"-54"D tops and all 60" tops except solid surface and quartz, see page 114.
- > 29"H bases have a footprint of 26"W x 34"D.

Ordering Information:

- > Bases require Cantilever Top Supports, ordered separately. Offset cantilevers not available for 66"-72"D tops.
- > Bases are ordered in multiple pieces for design and paint color flexibility.
- > Base must bolt to a 4" concrete floor. Fasteners provided.
- > Power data units are housed between cantilever supports. Ordered separately.
Exception: Positioning for some power/data assemblies (e.g. Oasis) is limited due to base structure.
- > Cantilever support trough covers provided to conceal power and cable routing on solid design cantilevers (only).
- > **A freight fee of \$150 net is assessed on orders less than \$1500 net. See page 13.**

Part Number	Description	List Price (US\$)
-------------	-------------	-------------------

Seated Height Equilibrium Inverse V Base, 29"H

EQV297^	Inverse V Base (only), for *60", 66-72"D x 84-144"W tops with Centered Cantilever Supports	\$12,496
EQV299^	Inverse V Base (only), for *60", 66-72"D x 156-240"W tops with Centered Cantilever Supports	\$12,797



- Tip: Inverse V bases include magnetic inner cable management covers.
- Two of 4 inner covers have a mousehole for cord pass through.
- Tip: Bases require Cantilever Top Supports, ordered separately.

Seated Height Equilibrium Triangle Base, 29"H

EQT297E^	Triangle Base (only), for *60", 66-72"D x 84-144"W tops with Centered Cantilever Supports	\$12,797
EQT299E^	Triangle Base (only), for *60", 66-72"D x 156-240"W tops with Centered Cantilever Supports	\$13,098



- Tip: Triangle base includes one set of magnetic cable management covers.
- Tip: Base is open in the middle. End covers fully enclose the base, concealing hardware, technology, and floor monument.
- Tip: Bases require Cantilever Top Supports, ordered separately.

*** Bases on this page support 60"D solid surface and quartz tops, and all 66"-72"D tops. For bases that will support all other 60"D tops and all 36"-54"D tops, see page 114.**

Disclaimer

Equilibrium tables must be installed directly onto a four inch minimum thickness concrete floor using factory provided hardware.

Warning

- Failure to install on four inch thick concrete floor or failure to follow instruction may cause table to function improperly and could lead to personal injury and or structural damage.
- Equilibrium assembled can weigh between 350 and 1,700 pounds depending on configuration and is supported in a three and a half square foot area. It is the responsibility of the dealer and or end user to determine if the installation location for Equilibrium is suitable.
- Enwork is not responsible for any structure failures or personal injuries due to improper installation or improper use of product.

Note

Installation requires at least two people.

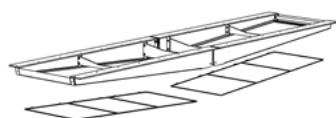
TOPS

BASES

POWER
DATASUPPORT
FURNITURE

ACCESSORIES

TABLES STEP 2 - EQUILIBRIUM



Part Number	Description	List Price (US\$)
Centered Equilibrium Cantilever Top Supports, Solid Design		
EQW3C84 [^]	Centered Top Supports, Qty. 4, Solid Design for *60", 66-72"D x 84" top	\$11,531
EQW3C96 [^]	Centered Top Supports, Qty. 4, Solid Design for *60", 66-72"D x 96" top	\$11,531
EQW3C108 [^]	Centered Top Supports, Qty. 4, Solid Design for *60", 66-72"D x 108" top	\$12,801
EQW3C120 [^]	Centered Top Supports, Qty. 4, Solid Design for *60", 66-72"D x 120" top	\$14,414
EQW3C132 [^]	Centered Top Supports, Qty. 4, Solid Design for *60", 66-72"D x 132" top	\$14,414
EQW3C144 [^]	Centered Top Supports, Qty. 4, Solid Design for *60", 66-72"D x 144" top	\$15,568
EQW3C156 [^]	Centered Top Supports, Qty. 4, Solid Design for *60", 66-72"D x 156" top	\$16,691
EQW3C168 [^]	Centered Top Supports, Qty. 4, Solid Design for *60", 66-72"D x 168" top	\$17,296
EQW3C180 [^]	Centered Top Supports, Qty. 4, Solid Design for *60", 66-72"D x 180" top	\$17,586
EQW3C192 [^]	Centered Top Supports, Qty. 4, Solid Design for *60", 66-72"D x 192" top	\$18,307
EQW3C204 [^]	Centered Top Supports, Qty. 4, Solid Design for *60", 66-72"D x 204" top	\$19,172
EQW3C216 [^]	Centered Top Supports, Qty. 4, Solid Design for *60", 66-72"D x 216" top	\$19,458
EQW3C228 [^]	Centered Top Supports, Qty. 4, Solid Design for *60", 66-72"D x 228" top	\$20,180
EQW3C240 [^]	Centered Top Supports, Qty. 4, Solid Design for *60", 66-72"D x 240" top	\$20,180



Centered Equilibrium Cantilever Top Supports, Truss Design		
EQW4C84 [^]	Centered Top Supports, Qty. 4, Truss Design for *60", 66-72"D x 84" top	\$12,478
EQW4C96 [^]	Centered Top Supports, Qty. 4, Truss Design for *60", 66-72"D x 96" top	\$12,803
EQW4C108 [^]	Centered Top Supports, Qty. 4, Truss Design for *60", 66-72"D x 108" top	\$13,563
EQW4C120 [^]	Centered Top Supports, Qty. 4, Truss Design for *60", 66-72"D x 120" top	\$16,274
EQW4C132 [^]	Centered Top Supports, Qty. 4, Truss Design for *60", 66-72"D x 132" top	\$16,274
EQW4C144 [^]	Centered Top Supports, Qty. 4, Truss Design for *60", 66-72"D x 144" top	\$17,632
EQW4C156 [^]	Centered Top Supports, Qty. 4, Truss Design for *60", 66-72"D x 156" top	\$17,632
EQW4C168 [^]	Centered Top Supports, Qty. 4, Truss Design for *60", 66-72"D x 168" top	\$18,308
EQW4C180 [^]	Centered Top Supports, Qty. 4, Truss Design for *60", 66-72"D x 180" top	\$19,664
EQW4C192 [^]	Centered Top Supports, Qty. 4, Truss Design for *60", 66-72"D x 192" top	\$20,345
EQW4C204 [^]	Centered Top Supports, Qty. 4, Truss Design for *60", 66-72"D x 204" top	\$21,701
EQW4C216 [^]	Centered Top Supports, Qty. 4, Truss Design for *60", 66-72"D x 216" top	\$22,514
EQW4C228 [^]	Centered Top Supports, Qty. 4, Truss Design for *60", 66-72"D x 228" top	\$22,786
EQW4C240 [^]	Centered Top Supports, Qty. 4, Truss Design for *60", 66-72"D x 240" top	\$23,056

Tip: Cantilever trough covers not included with truss design.

*** Cantilever supports on this page support 60"D solid surface and quartz tops and all 66"-72"D tops. For supports that will support all other 60"D tops and all 36"-54" tops, see page 115.**

Equilibrium™ Freestanding Plate

STEP 1

(^) Paint Suffix List

- S Silver (textured)
- R Black (textured)
- G Storm (textured)
- T Medium Tone (textured)
- W Arctic White (textured)
- Z Other (textured)

TBD

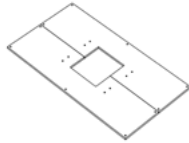
Tip: For other available colors, contact designteam@enwork.com.

Product Specification:

- > Equilibrium Freestanding Plate can be used to anchor select Equilibrium bases without having to bolt them to the floor. Only works with EQV296, EQV298, EQT296E, and EQT298E with CENTERED cantilever supports. Is not compatible with EQV426, EQV428, EQV297, EQV299, EQT297E, and EQT299E bases or offset cantilever supports.
- > Carpet can be placed over the plate to conceal it or under the plate.
- > Freestanding Plate comes with set screw levelers in both black and zinc finishes that are installed on site.
- > Freestanding Plate ships in two pieces that are 15"D x 55"W x 0.5"H. Final foot print once installed is 30"D x 55"W.
- > Contains a 12"x12" center cutout to allow access to a floor core.

Ordering Information:

- > Equilibrium base and cantilever supports sold separately.
- > **A freight fee of \$150 net is assessed on orders less than \$1500 net. See page 13.**



Part Number	Description	List Price (US\$)
Equilibrium Freestanding Plate EQFRP^	Freestanding Plate for Seated Height Conf Bases & Centered Cantilevers	\$3,324

Disclaimer

Must attach compatible Equilibrium base to Equilibrium Freestanding Plate using factory supplied hardware

Equilibrium™ Angled Base for Round Tops

U.S. Patent No. D873594

Product Specification:

- > Bases support round tops 36-84" diameter.
- > Angled base for 60-84" round tops have a footprint of 8"W x 6"D. Angled base for 36-54" round tops have a footprint of 6"W x 3.5"D.
- > Bases for 36-54" round tops have 5.875"D x 13.5"W x 3.5"H power data clearance and will accommodate Axil, Ellora Single-sided, Node, and Ellora B units. Some unit orientation limitations may apply.
- > Bases for 60-84" round tops have 9.875"D x 22"W x 3.75"H power data clearance and will accommodate Alexander Linear, Axil, Ellora Single- and Double-sided, Node, and Ellora B units. Some unit orientation limitations may apply.

Ordering Information:

- > Angled bases for round tops include cantilevers
- > Base must bolt to a 4" concrete floor. Fasteners provided.
- > Removable covers provided to conceal power and cable routing for all bases.
- > **A freight fee of \$150 net is assessed on orders less than \$1500 net. See page 13.**

List Price
(US\$)

Part Number Description



Angled Base for Round Tops, 29"H

EQR2936^	Angled Base w/ Cantilevers for 36-54" Round Tops, Seated Height	\$11,757
EQR2960^	Angled Base w/ Cantilevers for 60-84" Round Tops, Seated Height	\$16,613

Tip: Clearance for power data units is limited.
See product specifications above for details.



Angled Base for Round Tops, 42"H

EQR4236^	Angled Base w/ Cantilevers for 36-54" Round Tops, Standing Height	\$12,005
EQR4260^	Angled Base w/ Cantilevers for 60-84" Round Tops, Standing Height	\$16,987

Tip: Clearance for power data units is limited.
See product specifications above for details.

TOPS

BASES

POWER
DATASUPPORT
FURNITURE

ACCESSORIES

TABLES STEP 2 - EQUILIBRIUM

STEP 1

(*) Paint Suffix List

S	Silver (textured)	
R	Black (textured)	
G	Storm (textured)	
T	Medium Tone (textured)	
W	Arctic White (textured)	
Z	Other (textured)	TBD

Tip: For other available colors, contact
designteam@enwork.com.

Disclaimer

Equilibrium tables must be installed directly onto a four inch minimum thickness concrete floor using factory provided hardware.

Warning

- Failure to install on four inch thick concrete floor or failure to follow instruction may cause table to function improperly and could lead to personal injury and or structural damage.
- Equilibrium assembled can weigh in excess of 500 pounds depending on configuration and is supported in a 0.33 square foot area. It is the responsibility of the dealer and or end user to determine if the installation location for Equilibrium is suitable.
- Enwork is not responsible for any structure failures or personal injuries due to improper installation or improper use of product.

Note

Installation requires at least two people.

Expanse Conference Base Assemblies

STEP 1

(*) Paint Suffix List

- G Storm (textured)
- R Black (textured)
- S Silver (textured) (textured)
- T Medium Tone (textured)
- W Arctic White (textured)
- X Other (textured)

TBD

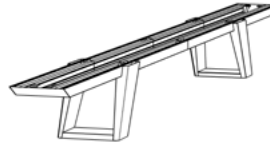
Tip: Some Steelcase, Miller/Knoll, Haworth, and Allsteel paints are available for \$1000 list fee per order. Call/email for availability of specific colors. Additional custom paints (e.g. Tiger Dry Lac) must be quoted through designteam@enwork.com.

Product Specifications:

- > Bases for 48"-60"D x 120"-240"W are 9"W x 26"D. Bases for 48"-60"D x 264"-432"W are 14"W x 26"D.
- > Bases for 66"-72"D x 144"-240"W are 9"W x 40"D. Bases for 66"-72"D x 264"-432"W are 14"W x 40"D.
- > All bases are 29"H.
- > Bases have cable management vertically through the base and also horizontally (via removable cover). Bases also have a 6" x 6" access hole (48-60" tops) or 8"x8" access hole (66-72"D access hole).

Ordering Information:

- > **A freight fee of \$150 net is assessed on orders less than \$1500 net. See page 13.**



COORDINATING FURNITURE

See pages 254 - 263
for coordinating
Expanse furniture.

Part Number	Description	List Price (US\$)
-------------	-------------	-------------------

Expanse Table Base for 48"-60"D Tops

EAA120^	Table Base for 48"-60"D x 120"W Top	\$22,134
EAA132^	Table Base for 48"-60"D x 132"W Top	\$22,134
EAA144^	Table Base for 48"-60"D x 144"W Top	\$26,653
EAA156^	Table Base for 48"-60"D x 156"W Top	\$27,250
EAA168^	Table Base for 48"-60"D x 168"W Top	\$27,257
EAA180^	Table Base for 48"-60"D x 180"W Top	\$28,147
EAA192^	Table Base for 48"-60"D x 192"W Top	\$28,147
EAA204^	Table Base for 48"-60"D x 204"W Top	\$29,594
EAA216^	Table Base for 48"-60"D x 216"W Top	\$29,594
EAA228^	Table Base for 48"-60"D x 228"W Top	\$29,594
EAA240^	Table Base for 48"-60"D x 240"W Top	\$29,781
EAB264^	Table Base for 48"-60"D x 264"W Top	\$34,922
EAB288^	Table Base for 48"-60"D x 288"W Top	\$37,651
EAB312^	Table Base for 48"-60"D x 312"W Top	\$38,264
EAB336^	Table Base for 48"-60"D x 336"W Top	\$38,436
EAB360^	Table Base for 48"-60"D x 360"W Top	\$41,642
EAB384^	Table Base for 48"-60"D x 384"W Top	\$44,005
EAB408^	Table Base for 48"-60"D x 408"W Top	\$45,642
EAB432^	Table Base for 48"-60"D x 432"W Top	\$45,901

Expanse Table Base for 66"-72"D Tops

EAC144^	Table Base for 66"-72"D x 144"W Top	\$27,211
EAC156^	Table Base for 66"-72"D x 156"W Top	\$27,808
EAC168^	Table Base for 66"-72"D x 168"W Top	\$27,816
EAC180^	Table Base for 66"-72"D x 180"W Top	\$28,706
EAC192^	Table Base for 66"-72"D x 192"W Top	\$28,706
EAC204^	Table Base for 66"-72"D x 204"W Top	\$30,152
EAC216^	Table Base for 66"-72"D x 216"W Top	\$30,152
EAC228^	Table Base for 66"-72"D x 228"W Top	\$30,152
EAC240^	Table Base for 66"-72"D x 240"W Top	\$30,339
EAD264^	Table Base for 66"-72"D x 264"W Top	\$36,328
EAD288^	Table Base for 66"-72"D x 288"W Top	\$39,056
EAD312^	Table Base for 66"-72"D x 312"W Top	\$39,670
EAD336^	Table Base for 66"-72"D x 336"W Top	\$39,842
EAD360^	Table Base for 66"-72"D x 360"W Top	\$43,048
EAD384^	Table Base for 66"-72"D x 384"W Top	\$45,410
EAD408^	Table Base for 66"-72"D x 408"W Top	\$47,048
EAD432^	Table Base for 66"-72"D x 432"W Top	\$47,307

TOPS

BASES

POWER
DATA

SUPPORT
FURNITURE

ACCESSORIES

TABLES STEP 2 - EXPANSE

Foundation™ - Base Assemblies for Boat/Capsule/Ellipse Tops

STEP 1

- (&&) Material & Aluminum Trim Suffix List**
 LN Laminate Base without Aluminum Trim
 LA Laminate Base with Aluminum Trim
 VN Veneer Base without Aluminum Trim

STEP 2

- (@) Base Width Suffix List**
 W 6" Base Width
 L 10" Base Width

STEP 3

- (^) Trough Depth Suffix List**
 E 8" Trough Height
 P 12" Trough Height **For use with cable retractors (customer supplied)**

STEP 4

(#) Laminate Suffix List:

- 2 Formica Pecan Walnut (6996-26)
- 3 Formica Millennium Oak (5887-26)
- 4 Formica Scandi Rift Oak (8677-26)
- 5 Formica Pale Brushstroke (6997-58)
- 6 Formica Storm (912-58)
- A Formica Chelsea Maple (9238-58)
- E Formica Zen Grey (9243-58)
- F Formica Black (909-58)
- G Formica Graphite (837-58)
- H Formica Ceruse Gray Walnut (6994-26)
- K Formica Aged Ash (8844-WR)
- L Formica Formal Walnut (5782-NG)
- M Formica Classic White (9244-58)
- Q Formica Inked Oak (5792-PG)
- W Formica Brite White (459-58)
- X Formica Non-Premium (58,43, MC, SP, and NT finishes), Formica Premium (WR, 42, 77, 46, RD), Wilsonart Non-Premium (-38, -60), and Wilsonart Premium (-07, -12, -18, -28, -52, -78)

Wilsonart virtual design library Y series laminates, Wilsonart Solicor, and Formica ColorCore2 are not included in the above upcharges.

For pricing, contact designteam@enwork.com

(#) Veneer Suffix List:

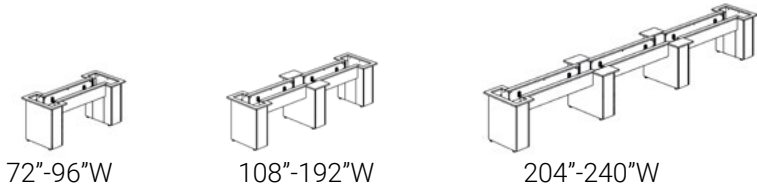
- D Maple (stained similar to Chelsea Maple laminate)
 - T Walnut (stained similar to Wilsonart Ebony Recon non-standard laminate)
 - **3 Ash - Clear Coat
 - **4 Ash - Light Grey Stain (stained similar to Pale Brushstroke laminate)
 - **5 Ash - Dark Grey Stain (stained similar to Storm laminate)
 - 6 Rift Cut Oak - Clear Coat (stained similar to Scandi Rift Oak laminate)
 - 7 Walnut - Clear Coat (stained similar to Pecan Walnut laminate)
 - X Stain Match (add a one-time \$700 list Stain Match fee) +10%
- ** See page 22 for color and grain variation.

Product Specifications:

- > Base is 27.75"H.
- > Optional aluminum trim is 1-1/4" wide.
- > Interior dimension of trough is 10.5"D x 7.25" (8" trough) or 11"H (12" trough).
Interior dimension of trough with aluminum trim is 10.5"D x 7" (8" trough) or 10.75"H (12" trough).
- > All Bases in Base Kit include 1 removable door and levelers.
- > Trough includes cable grippers for cable retention.
- > Trough includes removable bottom panel.
- > Braces are not required on tables with the Panel Base Kit.

Ordering Information:

- > Door kits for top access to trough are located on page 128.
- > **A freight fee of \$150 net is assessed on orders less than \$1500 net. See page 13.**



Part Number	Description	Material & Aluminum Trim		
		Lam. Suffix LN	Alum. trim Suffix LA	Veneer Suffix VN
Foundation Panel Base and Trough Assemblies for 48"/54"D Boat/Capsule/Ellipse Tables				
FDT4872&&@^#	Panel Base Kit for 48"/54"D x 72"W Boat/Cap./Ell. Top	\$2,240	\$2,979	\$7,555
FDT4884&&@^#	Panel Base Kit for 48"/54"D x 84"W Boat/Cap./Ell. Top	\$2,240	\$2,979	\$8,004
FDT4896&&@^#	Panel Base Kit for 48"/54"D x 96"W Boat/Cap./Ell. Top	\$2,240	\$2,979	\$8,452
FDT48108&&@^#	Panel Base Kit for 48"/54"D x 108"W Boat/Cap./Ell. Top	\$3,713	\$5,314	\$11,689
FDT48120&&@^#	Panel Base Kit for 48"/54"D x 120"W Boat/Cap./Ell. Top	\$3,713	\$5,314	\$12,138
FDT48132&&@^#	Panel Base Kit for 48"/54"D x 132"W Boat/Cap./Ell. Top	\$3,713	\$5,314	\$13,029
FDT48144&&@^#	Panel Base Kit for 48"/54"D x 144"W Boat/Cap./Ell. Top	\$3,713	\$5,314	\$13,498
FDT48156&&@^#	Panel Base Kit for 48"/54"D x 156"W Boat/Cap. Top	\$3,713	\$5,314	\$13,920
FDT48168&&@^#	Panel Base Kit for 48"/54"D x 168"W Boat/Cap. Top	\$3,713	\$5,314	\$14,368
FDT48180&&@^#	Panel Base Kit for 48"/54"D x 180"W Boat/Cap. Top	\$3,713	\$5,314	\$14,817
FDT48192&&@^#	Panel Base Kit for 48"/54"D x 192"W Boat/Cap. Top	\$3,713	\$5,314	\$15,708
FDT48204&&@^#	Panel Base Kit for 48"/54"D x 204"W Boat/Cap. Top	\$5,181	\$7,611	\$19,611
FDT48216&&@^#	Panel Base Kit for 48"/54"D x 216"W Boat/Cap. Top	\$5,181	\$7,611	\$20,060
FDT48228&&@^#	Panel Base Kit for 48"/54"D x 228"W Boat/Cap. Top	\$5,181	\$7,611	\$20,509
FDT48240&&@^#	Panel Base Kit for 48"/54"D x 240"W Boat/Cap. Top	\$5,181	\$7,611	\$20,958
Foundation Panel Base and Trough Assemblies for 60"/66"D Boat/Capsule/Ellipse Tables				
FDT6072&&@^#	Panel Base Kit for 60"/66"D x 72"W Boat/Cap./Ell. Top	\$2,993	\$3,719	\$8,010
FDT6084&&@^#	Panel Base Kit for 60"/66"D x 84"W Boat/Cap./Ell. Top	\$2,993	\$3,719	\$8,459
FDT6096&&@^#	Panel Base Kit for 60"/66"D x 96"W Boat/Cap./Ell. Top	\$2,993	\$3,719	\$8,908
FDT60108&&@^#	Panel Base Kit for 60"/66"D x 108"W Boat/Cap./Ell. Top	\$4,852	\$6,052	\$12,451
FDT60120&&@^#	Panel Base Kit for 60"/66"D x 120"W Boat/Cap./Ell. Top	\$4,852	\$6,052	\$12,900
FDT60132&&@^#	Panel Base Kit for 60"/66"D x 132"W Boat/Cap./Ell. Top	\$4,852	\$6,052	\$13,790
FDT60144&&@^#	Panel Base Kit for 60"/66"D x 144"W Boat/Cap./Ell. Top	\$4,852	\$6,052	\$14,260
FDT60156&&@^#	Panel Base Kit for 60"/66"D x 156"W Boat/Cap. Top	\$4,852	\$6,052	\$14,681
FDT60168&&@^#	Panel Base Kit for 60"/66"D x 168"W Boat/Cap. Top	\$4,852	\$6,052	\$15,130
FDT60180&&@^#	Panel Base Kit for 60"/66"D x 180"W Boat/Cap. Top	\$4,852	\$6,052	\$15,579
FDT60192&&@^#	Panel Base Kit for 60"/66"D x 192"W Boat/Cap. Top	\$4,852	\$6,052	\$16,470
FDT60204&&@^#	Panel Base Kit for 60"/66"D x 204"W Boat/Cap. Top	\$6,671	\$8,351	\$20,672
FDT60216&&@^#	Panel Base Kit for 60"/66"D x 216"W Boat/Cap. Top	\$6,671	\$8,351	\$21,121
FDT60228&&@^#	Panel Base Kit for 60"/66"D x 228"W Boat/Cap. Top	\$6,671	\$8,351	\$21,570
FDT60240&&@^#	Panel Base Kit for 60"/66"D x 240"W Boat/Cap. Top	\$6,671	\$8,351	\$22,018

COORDINATING FURNITURE

See pages 238 and 254-263 for coordinating Foundation furniture.

TOPS

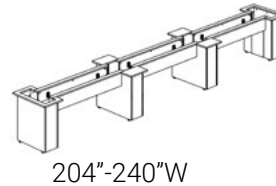
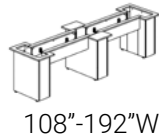
BASES

POWER DATA

SUPPORT FURNITURE

ACCESSORIES

TABLES STEP 2 - FOUNDATION



Material & Aluminum Trim

Part Number	Description	Material & Aluminum Trim		
		Lam. Suffix LN	Lam. w/ Alum. trim Suffix LA	Veneer Suffix VN
Foundation Panel Base and Trough Assemblies for 72"D Boat/Capsule/Ellipse Tables				
FDT7296&&@^#	Panel Base Kit for 72" D x 96"W Boat/Cap. Top	\$2,993	\$3,719	\$9,513
FDT72108&&@^#	Panel Base Kit for 72" D x 108"W Boat/Cap. Top	\$4,852	\$6,052	\$13,287
FDT72120&&@^#	Panel Base Kit for 72" D x 120"W Boat/Cap. Top	\$4,852	\$6,052	\$13,736
FDT72132&&@^#	Panel Base Kit for 72" D x 132"W Boat/Cap. Top	\$4,852	\$6,052	\$14,627
FDT72144&&@^#	Panel Base Kit for 72" D x 144"W Boat/Cap. Top	\$4,852	\$6,052	\$15,096
FDT72156&&@^#	Panel Base Kit for 72" D x 156"W Boat/Cap. Top	\$4,852	\$6,052	\$15,518
FDT72168&&@^#	Panel Base Kit for 72" D x 168"W Boat/Cap. Top	\$4,852	\$6,052	\$15,966
FDT72180&&@^#	Panel Base Kit for 72" D x 180"W Boat/Cap. Top	\$4,852	\$6,052	\$16,415
FDT72192&&@^#	Panel Base Kit for 72" D x 192"W Boat/Cap. Top	\$4,852	\$6,052	\$17,306
FDT72204&&@^#	Panel Base Kit for 72" D x 204"W Boat/Cap. Top	\$6,671	\$8,351	\$21,740
FDT72216&&@^#	Panel Base Kit for 72" D x 216"W Boat/Cap. Top	\$6,671	\$8,351	\$22,188
FDT72228&&@^#	Panel Base Kit for 72" D x 228"W Boat/Cap. Top	\$6,671	\$8,351	\$22,637
FDT72240&&@^#	Panel Base Kit for 72" D x 240"W Boat/Cap. Top	\$6,671	\$8,351	\$23,086

Foundation™ - Base Assemblies for Rectangle/Rounded Rectangle Tops

STEP 1

- (&&) Material & Aluminum Trim Suffix List**
 LN Laminate Base without Aluminum Trim
 LA Laminate Base with Aluminum Trim
 VN Veneer Base without Aluminum Trim

STEP 2

- (@) Base Width Suffix List**
 W 6" Base Width
 L 10" Base Width

STEP 3

- (^) Trough Depth Suffix List**
 E 8" Trough Height
 P 12" Trough Height **For use with cable retractors (customer supplied)**

STEP 4

- (#) Laminate Suffix List:**
 2 Formica Pecan Walnut (6996-26)
 3 Formica Millennium Oak (5887-26)
 4 Formica Scandi Rift Oak (8677-26)
 5 Formica Pale Brushstroke (6997-58)
 6 Formica Storm (912-58)
 A Formica Chelsea Maple (9238-58)
 E Formica Zen Grey (9243-58)
 F Formica Black (909-58)
 G Formica Graphite (837-58)
 H Formica Ceruse Gray Walnut (6994-26)
 K Formica Aged Ash (8844-WR)
 L Formica Formal Walnut (5782-NG)
 M Formica Classic White (9244-58)
 Q Formica Inked Oak (5792-PG)
 W Formica Brite White (459-58)
 X Formica Non-Premium (58,43, MC, SP, and NT finishes), Formica Premium (WR, 42, 77, 46, RD), Wilsonart Non-Premium (-38, -60), and Wilsonart Premium (-07, -12, -18, -28, -52, -78)
 + 35%
Wilsonart virtual design library Y series laminates, Wilsonart Solicolor, and Formica ColorCore2 are not included in the above upcharges.
For pricing, contact designteam@enwork.com

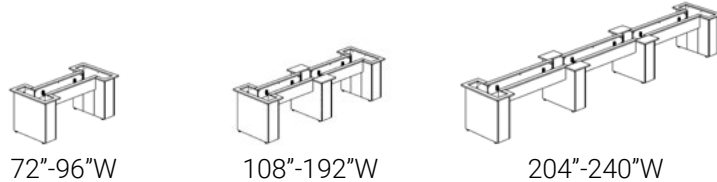
- (#) Veneer Suffix List:**
 D Maple (stained similar to Chelsea Maple laminate)
 T Walnut (stained similar to Wilsonart Ebony Recon non-standard laminate)
 **3 Ash - Clear Coat
 **4 Ash - Light Grey Stain (stained similar to Pale Brushstroke laminate)
 **5 Ash - Dark Grey Stain (stained similar to Storm laminate)
 6 Rift Cut Oak - Clear Coat (stained similar to Scandi Rift Oak laminate)
 7 Walnut - Clear Coat (stained similar to Pecan Walnut laminate)
 X Stain Match (add a one-time \$700 list Stain Match fee) +10%
 ** See page 22 for color and grain variation.

Product Specifications:

- > Base is 27.75"H.
- > Optional aluminum trim is 1-1/4" wide.
- > Interior dimension of trough is 10.5"D x 7.25" (8" trough) or 11"H (12" trough).
 Interior dimension of trough with aluminum trim is 10.5"D x 7" (8" trough) or 10.75"H (12" trough).
- > All Bases in Base Kit include 1 removable door and levelers.
- > Trough includes cable grippers for cable retention.
- > Trough includes removable bottom panel.
- > Braces are not required on tables with the Panel Base Kit.

Ordering Information:

- > Door kits for top access to trough are located on page 128.
- > **A freight fee of \$150 net is assessed on orders less than \$1500 net. See page 13.**



Part Number	Description	Material & Aluminum Trim		
		Lam. Suffix LN	Lam. w/ Alum. trim Suffix LA	Veneer Suffix VN
Foundation Panel Base and Trough Assemblies for 36"/42"D Rectangle/Rounded Rectangle Tables				
FDU3672&&@^#	Panel Base Kit for 36"/42"D x 72"W Rect./Rounded Rect.	\$2,240	\$2,979	\$7,555
FDU3684&&@^#	Panel Base Kit for 36"/42"D x 84"W Rect./Rounded Rect.	\$2,240	\$2,979	\$8,004
FDU3696&&@^#	Panel Base Kit for 36"/42"D x 96"W Rect./Rounded Rect.	\$2,240	\$2,979	\$8,452
FDU36108&&@^#	Panel Base Kit for 36"/42"D x 108"W Rect./Rounded Rect.	\$3,713	\$5,314	\$11,458
FDU36120&&@^#	Panel Base Kit for 36"/42"D x 120"W Rect./Rounded Rect.	\$3,713	\$5,314	\$11,907
FDU36132&&@^#	Panel Base Kit for 36"/42"D x 132"W Rect./Rounded Rect.	\$3,713	\$5,314	\$12,798
FDU36144&&@^#	Panel Base Kit for 36"/42"D x 144"W Rect./Rounded Rect.	\$3,713	\$5,314	\$13,267
FDU36156&&@^#	Panel Base Kit for 36"/42"D x 156"W Rect./Rounded Rect.	\$3,713	\$5,314	\$13,688
FDU36168&&@^#	Panel Base Kit for 36"/42"D x 168"W Rect./Rounded Rect.	\$3,713	\$5,314	\$14,137
FDU36180&&@^#	Panel Base Kit for 36"/42"D x 180"W Rect./Rounded Rect.	\$3,713	\$5,314	\$14,586
FDU36192&&@^#	Panel Base Kit for 36"/42"D x 192"W Rect./Rounded Rect.	\$3,713	\$5,314	\$15,477
FDU36204&&@^#	Panel Base Kit for 36"/42"D x 204"W Rect./Rounded Rect.	\$5,181	\$7,611	\$19,149
FDU36216&&@^#	Panel Base Kit for 36"/42"D x 216"W Rect./Rounded Rect.	\$5,181	\$7,611	\$19,598
FDU36228&&@^#	Panel Base Kit for 36"/42"D x 228"W Rect./Rounded Rect.	\$5,181	\$7,611	\$20,046
FDU36240&&@^#	Panel Base Kit for 36"/42"D x 240"W Rect./Rounded Rect.	\$5,181	\$7,611	\$20,495
Foundation Panel Base and Trough Assemblies for 48"/54"D Rectangle/Rounded Rectangle Tables				
FDU4872&&@^#	Panel Base Kit for 48"/54"D x 72"W Rect./Rounded Rect.	\$2,240	\$2,979	\$8,010
FDU4884&&@^#	Panel Base Kit for 48"/54"D x 84"W Rect./Rounded Rect.	\$2,240	\$2,979	\$8,459
FDU4896&&@^#	Panel Base Kit for 48"/54"D x 96"W Rect./Rounded Rect.	\$2,240	\$2,979	\$8,908
FDU48108&&@^#	Panel Base Kit for 48"/54"D x 108"W Rect./Rounded Rect.	\$3,713	\$5,314	\$12,145
FDU48120&&@^#	Panel Base Kit for 48"/54"D x 120"W Rect./Rounded Rect.	\$3,713	\$5,314	\$12,594
FDU48132&&@^#	Panel Base Kit for 48"/54"D x 132"W Rect./Rounded Rect.	\$3,713	\$5,314	\$13,484
FDU48144&&@^#	Panel Base Kit for 48"/54"D x 144"W Rect./Rounded Rect.	\$3,713	\$5,314	\$13,954
FDU48156&&@^#	Panel Base Kit for 48"/54"D x 156"W Rect./Rounded Rect.	\$3,713	\$5,314	\$14,375
FDU48168&&@^#	Panel Base Kit for 48"/54"D x 168"W Rect./Rounded Rect.	\$3,713	\$5,314	\$14,824
FDU48180&&@^#	Panel Base Kit for 48"/54"D x 180"W Rect./Rounded Rect.	\$3,713	\$5,314	\$15,273
FDU48192&&@^#	Panel Base Kit for 48"/54"D x 192"W Rect./Rounded Rect.	\$3,713	\$5,314	\$16,164
FDU48204&&@^#	Panel Base Kit for 48"/54"D x 204"W Rect./Rounded Rect.	\$5,181	\$7,611	\$20,067
FDU48216&&@^#	Panel Base Kit for 48"/54"D x 216"W Rect./Rounded Rect.	\$5,181	\$7,611	\$20,516
FDU48228&&@^#	Panel Base Kit for 48"/54"D x 228"W Rect./Rounded Rect.	\$5,181	\$7,611	\$20,964
FDU48240&&@^#	Panel Base Kit for 48"/54"D x 240"W Rect./Rounded Rect.	\$5,181	\$7,611	\$21,413

COORDINATING FURNITURE

See pages 238 and 254-263 for coordinating Foundation furniture.

TOPS

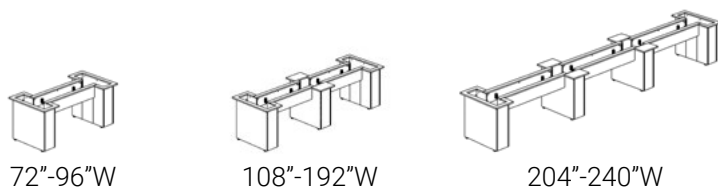
BASES

POWER DATA

SUPPORT FURNITURE

ACCESSORIES

TABLES STEP 2 - FOUNDATION



Material & Aluminum Trim

Part Number	Description	Lam.	Lam. w/	Veneer
		Suffix LN	Alum. trim Suffix LA	Suffix VN
Foundation Panel Base and Trough Assemblies for 60"/66"D Rectangle/Rounded Rectangle Tables				
FDU6072&&@^#	Panel Base Kit for 60"/66"D x 72"W Rect./Rounded Rect.	\$2,993	\$3,719	\$9,078
FDU6084&&@^#	Panel Base Kit for 60"/66"D x 84"W Rect./Rounded Rect.	\$2,993	\$3,719	\$9,527
FDU6096&&@^#	Panel Base Kit for 60"/66"D x 96"W Rect./Rounded Rect.	\$2,993	\$3,719	\$9,976
FDU60108&&@^#	Panel Base Kit for 60"/66"D x 108"W Rect./Rounded Rect.	\$4,852	\$6,052	\$13,743
FDU60120&&@^#	Panel Base Kit for 60"/66"D x 120"W Rect./Rounded Rect.	\$4,852	\$6,052	\$14,192
FDU60132&&@^#	Panel Base Kit for 60"/66"D x 132"W Rect./Rounded Rect.	\$4,852	\$6,052	\$15,082
FDU60144&&@^#	Panel Base Kit for 60"/66"D x 144"W Rect./Rounded Rect.	\$4,852	\$6,052	\$15,552
FDU60156&&@^#	Panel Base Kit for 60"/66"D x 156"W Rect./Rounded Rect.	\$4,852	\$6,052	\$15,973
FDU60168&&@^#	Panel Base Kit for 60"/66"D x 168"W Rect./Rounded Rect.	\$4,852	\$6,052	\$16,422
FDU60180&&@^#	Panel Base Kit for 60"/66"D x 180"W Rect./Rounded Rect.	\$4,852	\$6,052	\$16,871
FDU60192&&@^#	Panel Base Kit for 60"/66"D x 192"W Rect./Rounded Rect.	\$4,852	\$6,052	\$17,762
FDU60204&&@^#	Panel Base Kit for 60"/66"D x 204"W Rect./Rounded Rect.	\$6,671	\$8,351	\$22,202
FDU60216&&@^#	Panel Base Kit for 60"/66"D x 216"W Rect./Rounded Rect.	\$6,671	\$8,351	\$22,651
FDU60228&&@^#	Panel Base Kit for 60"/66"D x 228"W Rect./Rounded Rect.	\$6,671	\$8,351	\$23,100
FDU60240&&@^#	Panel Base Kit for 60"/66"D x 240"W Rect./Rounded Rect.	\$6,671	\$8,351	\$23,548
Foundation Panel Base and Trough Assemblies for 72"D Rectangle/Rounded Rectangle Tables				
FDU7296&&@^#	Panel Base Kit for 72"D x 96"W Rect./Rounded Rect.	\$2,993	\$3,719	\$9,976
FDU72108&&@^#	Panel Base Kit for 72"D x 108"W Rect./Rounded Rect.	\$4,852	\$6,052	\$13,743
FDU72120&&@^#	Panel Base Kit for 72"D x 120"W Rect./Rounded Rect.	\$4,852	\$6,052	\$14,192
FDU72132&&@^#	Panel Base Kit for 72"D x 132"W Rect./Rounded Rect.	\$4,852	\$6,052	\$15,082
FDU72144&&@^#	Panel Base Kit for 72"D x 144"W Rect./Rounded Rect.	\$4,852	\$6,052	\$15,552
FDU72156&&@^#	Panel Base Kit for 72"D x 156"W Rect./Rounded Rect.	\$4,852	\$6,052	\$15,973
FDU72168&&@^#	Panel Base Kit for 72"D x 168"W Rect./Rounded Rect.	\$4,852	\$6,052	\$16,422
FDU72180&&@^#	Panel Base Kit for 72"D x 180"W Rect./Rounded Rect.	\$4,852	\$6,052	\$16,871
FDU72192&&@^#	Panel Base Kit for 72"D x 192"W Rect./Rounded Rect.	\$4,852	\$6,052	\$17,762
FDU72204&&@^#	Panel Base Kit for 72"D x 204"W Rect./Rounded Rect.	\$6,671	\$8,351	\$22,202
FDU72216&&@^#	Panel Base Kit for 72"D x 216"W Rect./Rounded Rect.	\$6,671	\$8,351	\$22,651
FDU72228&&@^#	Panel Base Kit for 72"D x 228"W Rect./Rounded Rect.	\$6,671	\$8,351	\$23,100
FDU72240&&@^#	Panel Base Kit for 72"D x 240"W Rect./Rounded Rect.	\$6,671	\$8,351	\$23,548

Foundation™ - Base Assemblies for Wedge Tops

STEP 1

- (&&) Material & Aluminum Trim Suffix List**
 LN Laminate Base without Aluminum Trim
 LA Laminate Base with Aluminum Trim
 VN Veneer Base without Aluminum Trim

STEP 2

- (@) Base Width Suffix List**
 W 6" Base Width
 L 10" Base Width

STEP 3

- (^) Trough Depth Suffix List**
 E 8" Trough Height
 P 12" Trough Height **For use with cable retractors (customer supplied)**

STEP 4

- (#) Laminate Suffix List:**
 2 Formica Pecan Walnut (6996-26)
 3 Formica Millennium Oak (5887-26)
 4 Formica Scandi Rift Oak (8677-26)
 5 Formica Pale Brushstroke (6997-58)
 6 Formica Storm (912-58)
 A Formica Chelsea Maple (9238-58)
 E Formica Zen Grey (9243-58)
 F Formica Black (909-58)
 G Formica Graphite (837-58)
 H Formica Ceruse Gray Walnut (6994-26)
 K Formica Aged Ash (8844-WR)
 L Formica Formal Walnut (5782-NG)
 M Formica Classic White (9244-58)
 Q Formica Inked Oak (5792-PG)
 W Formica Brite White (459-58)
 X Formica Non-Premium (58,43, MC, SP, and NT finishes), Formica Premium (WR, 42, 77, 46, RD), Wilsonart Non-Premium (-38, -60), and Wilsonart Premium (-07, -12, -18, -28, -52, -78)

*Wilsonart virtual design library Y series laminates, Wilsonart Solicolor, and Formica ColorCore2 are not included in the above upcharges.
 For pricing, contact designteam@enwork.com*

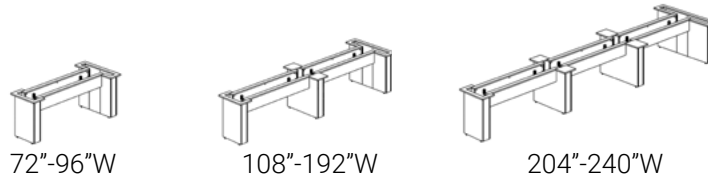
- (#) Veneer Suffix List:**
 D Maple (stained similar to Chelsea Maple laminate)
 T Walnut (stained similar to Wilsonart Ebony Recon non-standard laminate)
 **3 Ash - Clear Coat
 **4 Ash - Light Grey Stain (stained similar to Pale Brushstroke laminate)
 **5 Ash - Dark Grey Stain (stained similar to Storm laminate)
 6 Rift Cut Oak - Clear Coat (stained similar to Scandi Rift Oak laminate)
 7 Walnut - Clear Coat (stained similar to Pecan Walnut laminate)
 X Stain Match (add a one-time \$700 list Stain Match fee) +10% fee
 ** See page 22 for color and grain variation.

Product Specifications:

- > Base is 27.75"H.
- > Optional aluminum trim is 1-1/4" wide.
- > Interior dimension of trough is 10.5"D x 7.25" (8" trough) or 11"H (12" trough).
 Interior dimension of trough with aluminum trim is 10.5"D x 7" (8" trough) or 10.75"H (12" trough).
- > All Bases in Base Kit include 1 removable door and levelers.
- > Trough includes cable grippers for cable retention.
- > Trough includes removable bottom panel.
- > Braces are not required on tables with the Panel Base Kit.

Ordering Information:

- > Door kits for top access to trough are located on page 128.
- > **A freight fee of \$150 net is assessed on orders less than \$1500 net. See page 13.**



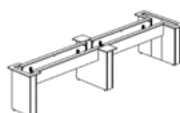
Part Number	Description	Material & Aluminum Trim		
		Lam. Suffix LN	Lam. w/ Alum. trim Suffix LA	Veneer Suffix VN
Foundation Panel Base and Trough Assemblies for 48"/54"D Wedge Tables				
FDW4872&&@^#	Panel Base Kit for 48"/54"D x 72"W Wedge	\$2,240	\$2,979	\$8,010
FDW4884&&@^#	Panel Base Kit for 48"/54"D x 84"W Wedge	\$2,240	\$2,979	\$8,459
FDW4896&&@^#	Panel Base Kit for 48"/54"D x 96"W Wedge	\$2,240	\$2,979	\$8,908
FDW48108&&@^#	Panel Base Kit for 48"/54"D x 108"W Wedge	\$3,713	\$5,314	\$12,451
FDW48120&&@^#	Panel Base Kit for 48"/54"D x 120"W Wedge	\$3,713	\$5,314	\$12,900
FDW48132&&@^#	Panel Base Kit for 48"/54"D x 132"W Wedge	\$3,713	\$5,314	\$13,790
FDW48144&&@^#	Panel Base Kit for 48"/54"D x 144"W Wedge	\$3,713	\$5,314	\$14,260
FDW48156&&@^#	Panel Base Kit for 48"/54"D x 156"W Wedge	\$3,713	\$5,314	\$14,681
FDW48168&&@^#	Panel Base Kit for 48"/54"D x 168"W Wedge	\$3,713	\$5,314	\$15,130
FDW48180&&@^#	Panel Base Kit for 48"/54"D x 180"W Wedge	\$3,713	\$5,314	\$15,579
FDW48192&&@^#	Panel Base Kit for 48"/54"D x 192"W Wedge	\$3,713	\$5,314	\$16,470
FDW48204&&@^#	Panel Base Kit for 48"/54"D x 204"W Wedge	\$5,181	\$7,611	\$20,672
FDW48216&&@^#	Panel Base Kit for 48"/54"D x 216"W Wedge	\$5,181	\$7,611	\$21,121
FDW48228&&@^#	Panel Base Kit for 48"/54"D x 228"W Wedge	\$5,181	\$7,611	\$21,570
FDW48240&&@^#	Panel Base Kit for 48"/54"D x 240"W Wedge	\$5,181	\$7,611	\$22,018
Foundation Panel Base and Trough Assemblies for 60"/66"D Wedge Tables				
FDW6072&&@^#	Panel Base Kit for 60"/66"D x 72"W Wedge	\$2,993	\$3,719	\$8,010
FDW6084&&@^#	Panel Base Kit for 60"/66"D x 84"W Wedge	\$2,993	\$3,719	\$8,616
FDW6096&&@^#	Panel Base Kit for 60"/66"D x 96"W Wedge	\$2,993	\$3,719	\$8,908
FDW60108&&@^#	Panel Base Kit for 60"/66"D x 108"W Wedge	\$4,852	\$6,052	\$12,451
FDW60120&&@^#	Panel Base Kit for 60"/66"D x 120"W Wedge	\$4,852	\$6,052	\$12,900
FDW60132&&@^#	Panel Base Kit for 60"/66"D x 132"W Wedge	\$4,852	\$6,052	\$13,790
FDW60144&&@^#	Panel Base Kit for 60"/66"D x 144"W Wedge	\$4,852	\$6,052	\$14,260
FDW60156&&@^#	Panel Base Kit for 60"/66"D x 156"W Wedge	\$4,852	\$6,052	\$14,681
FDW60168&&@^#	Panel Base Kit for 60"/66"D x 168"W Wedge	\$4,852	\$6,052	\$15,130
FDW60180&&@^#	Panel Base Kit for 60"/66"D x 180"W Wedge	\$4,852	\$6,052	\$15,579
FDW60192&&@^#	Panel Base Kit for 60"/66"D x 192"W Wedge	\$4,852	\$6,052	\$16,470
FDW60204&&@^#	Panel Base Kit for 60"/66"D x 204"W Wedge	\$6,671	\$8,351	\$20,672
FDW60216&&@^#	Panel Base Kit for 60"/66"D x 216"W Wedge	\$6,671	\$8,351	\$21,121
FDW60228&&@^#	Panel Base Kit for 60"/66"D x 228"W Wedge	\$6,671	\$8,351	\$21,570
FDW60240&&@^#	Panel Base Kit for 60"/66"D x 240"W Wedge	\$6,671	\$8,351	\$22,018

COORDINATING FURNITURE

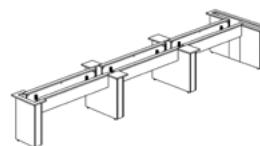
See pages 238 and 254-263
for coordinating
Foundation furniture.



72"-96"W



108"-192"W



204"-240"W

Material & Aluminum Trim

Part Number	Description	Material & Aluminum Trim		
		Lam. Suffix LN	Lam. w/ Alum. trim Suffix LA	Veneer Suffix VN
Foundation Panel Base and Trough Assemblies for 72"D Wedge Tables				
FDW7296&&@^#	Panel Base Kit for 72"D x 96"W Wedge	\$2,993	\$3,719	\$8,908
FDW72108&&@^#	Panel Base Kit for 72"D x 108"W Wedge	\$4,852	\$6,052	\$12,451
FDW72120&&@^#	Panel Base Kit for 72"D x 120"W Wedge	\$4,852	\$6,052	\$12,900
FDW72132&&@^#	Panel Base Kit for 72"D x 132"W Wedge	\$4,852	\$6,052	\$13,790
FDW72144&&@^#	Panel Base Kit for 72"D x 144"W Wedge	\$4,852	\$6,052	\$14,260
FDW72156&&@^#	Panel Base Kit for 72"D x 156"W Wedge	\$4,852	\$6,052	\$14,681
FDW72168&&@^#	Panel Base Kit for 72"D x 168"W Wedge	\$4,852	\$6,052	\$15,130
FDW72180&&@^#	Panel Base Kit for 72"D x 180"W Wedge	\$4,852	\$6,052	\$15,579
FDW72192&&@^#	Panel Base Kit for 72"D x 192"W Wedge	\$4,852	\$6,052	\$16,470
FDW72204&&@^#	Panel Base Kit for 72"D x 204"W Wedge	\$6,671	\$8,351	\$20,672
FDW72216&&@^#	Panel Base Kit for 72"D x 216"W Wedge	\$6,671	\$8,351	\$21,121
FDW72228&&@^#	Panel Base Kit for 72"D x 228"W Wedge	\$6,671	\$8,351	\$21,570
FDW72240&&@^#	Panel Base Kit for 72"D x 240"W Wedge	\$6,671	\$8,351	\$22,018

TOPS

BASES

POWER
DATASUPPORT
FURNITURE

ACCESSORIES

TABLES STEP 2 - FOUNDATION

Foundation Trough Top-Access Door Kits

STEP 1 - Laminate Door Kits

(#) Laminate Suffix List:

- 2 Formica Pecan Walnut (6996-26)
- 3 Formica Millennium Oak (5887-26)
- 4 Formica Scandi Rift Oak (8677-26)
- 5 Formica Pale Brushstroke (6997-58)
- 6 Formica Storm (912-58)
- A Formica Chelsea Maple (9238-58)
- E Formica Zen Grey (9243-58)
- F Formica Black (909-58)
- G Formica Graphite (837-58)
- H Formica Ceruse Gray Walnut (6994-26)
- K Formica Aged Ash (8844-WR)
- L Formica Formal Walnut (5782-NG)
- M Formica Classic White (9244-58)
- Q Formica Inked Oak (5792-PG)
- W Formica Brite White (459-58)
- X Formica Non-Premium (58,43, MC, SP, and NT finishes), Formica Premium (WR, 42, 77, 46, RD), Wilsonart Non-Premium (-38, -60), and Wilsonart Premium (-07, -12, -18, -28, -52, -78) + 15%

Wilsonart virtual design library Y series laminates, Wilsonart Solicor, and Formica ColorCore2 are not included in the above upcharges.

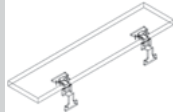
For pricing, contact designteam@enwork.com

Product Specifications:

- > Individual doors are 5.25" x 24".
- > Interior dimension of trough is 10.5"D x 7.25"H. Interior dimension of trough with aluminum trim is 10.5"D x 7"H.
- > Door is hinged and lays flat on tabletop when open. When closed there is a 1" gap for cord access.

Ordering Information:

- > Door kits require that the door kit cut-out is selected when ordering the table top.
- > Field installed.
- > Infeeds for Foundation Trough Power Kits are ordered separately.
- > **A freight fee of \$150 net is assessed on orders less than \$1500 net. See page 13.**



Part Number Description

List Price
(US\$)

Laminate Door Kits for Foundation Tables with Trough

Part Number	Description	List Price (US\$)
LPTD2L#	Laminate Door Kit for 72"W Table (includes 2 doors)	\$510
LPTD4L#	Laminate Door Kit for 84, 96, or 108"W Table (includes 4 doors)	\$928
LPTD6L#	Laminate Door Kit for 120 or 132"W Table (includes 6 doors)	\$1,421
LPTD8L#	Laminate Door Kit for 144 or 156"W Table (includes 8 doors)	\$1,839
LPTD10L#	Laminate Door Kit for 168 or 180"W Table (includes 10 doors)	\$2,234
LPTD12L#	Laminate Door Kit for 192 or 204"W Table (includes 12 doors)	\$2,751
LPTD14L#	Laminate Door Kit for 216 or 228"W Table (includes 14 doors)	\$3,169
LPTD16L#	Laminate Door Kit for 240"W Table (includes 16 doors)	\$3,588

STEP 1 - Veneer Door Kits

(#) Veneer Suffix List:

- D Maple (stained similar to Chelsea Maple laminate)
- T Walnut (stained similar to Wilsonart Ebony Recon non-standard laminate)
- **3 Ash - Clear Coat
- **4 Ash - Light Grey Stain (stained similar to Pale Brushstroke laminate)
- **5 Ash - Dark Grey Stain (stained similar to Storm laminate)
- 6 Rift Cut Oak - Clear Coat (stained similar to Scandi Rift Oak laminate)
- 7 Walnut - Clear Coat (stained similar to Pecan Walnut laminate)
- X Stain Match (add a one-time \$700 list Stain Match fee) +10%

** See page 22 for color and grain variation.

Veneer Door Kits for Foundation Tables with Trough

Part Number	Description	List Price (US\$)
LPTD2V#	Veneer Door Kit for 72"W Table (includes 2 doors)	\$1,430
LPTD4V#	Veneer Door Kit for 84, 96, or 108"W Table (includes 4 doors)	\$2,793
LPTD6V#	Veneer Door Kit for 120 or 132"W Table (includes 6 doors)	\$4,211
LPTD8V#	Veneer Door Kit for 144 or 156"W Table (includes 8 doors)	\$5,574
LPTD10V#	Veneer Door Kit for 168 or 180"W Table (includes 10 doors)	\$6,937
LPTD12V#	Veneer Door Kit for 192 or 204"W Table (includes 12 doors)	\$8,354
LPTD14V#	Veneer Door Kit for 216 or 228"W Table (includes 14 doors)	\$9,718
LPTD16V#	Veneer Door Kit for 240"W Table (includes 16 doors)	\$11,081



Aluminum Door Kits for Foundation Tables with Trough

Part Number	Description	List Price (US\$)
LPTD2AL	Aluminum Door Kit for 72"W Table (includes 2 doors)	\$565
LPTD4AL	Aluminum Door Kit for 84, 96, or 108"W Table (includes 4 doors)	\$1,039
LPTD6AL	Aluminum Door Kit for 120 or 132"W Table (includes 6 doors)	\$1,586
LPTD8AL	Aluminum Door Kit for 144 or 156"W Table (includes 8 doors)	\$2,060
LPTD10AL	Aluminum Door Kit for 168 or 180"W Table (includes 10 doors)	\$2,534
LPTD12AL	Aluminum Door Kit for 192 or 204"W Table (includes 12 doors)	\$3,082
LPTD14AL	Aluminum Door Kit for 216 or 228"W Table (includes 14 doors)	\$3,556
LPTD16AL	Aluminum Door Kit for 240"W Table (includes 16 doors)	\$4,030

Foundation Trough Power Kits

Part Number Description List Price (US\$)

Hardwired Power Kits (Circuit 1 & Circuit 2 Receptacles) for Foundation Tables with Trough

LPTD2PWR	Power Kit for 72" table (includes 3 receptacles and 1 telecom plate opening)	\$778
LPTD3PWR	Power Kit for 84" table (includes 6 receptacles and 2 telecom plate openings)	\$1,487
LPTD4PWR	Power Kit for 96" table (includes 6 receptacles and 3 telecom plate openings)	\$1,487
LPTD5PWR	Power Kit for 108" table (includes 6 receptacles and 2 telecom plate openings)	\$2,264
LPTD6PWR	Power Kit for 120" or 132" table (includes 12 receptacles and 4 telecom plate openings)	\$2,264
LPTD8PWR	Power Kit for 144" or 156" table (includes 12 receptacles and 6 telecom plate openings)	\$3,122
LPTD10PWR	Power Kit for 168" or 180" table (includes 18 receptacles and 6 telecom plate openings)	\$3,894
LPTD12PWR	Power Kit for 192" table (includes 24 receptacles and 8 telecom plate openings)	\$4,762
LPTD14PWR	Power Kit for 204" table (includes 18 receptacles and 9 telecom plate openings)	\$5,531
LPTD16PWR	Power Kit for 216", 228" or 240" table (includes 27 receptacles and 9 telecom plate openings)	\$6,388

Tip: Half of Power Kit is circuit 1 and half is circuit 2. Jumpers included.

Tip: Power kit is 2.5"H x 5"W.

Tip: Only compatible with hardwired Infeed ordered separately, below.

Tip: Telecom plates ordered separately. See page 184.

Hardwired Base Power Infeeds

LPTD72	Infeed for Foundation Trough Power Kit, 72", hardwired	\$361
LPTD120	Infeed for Foundation Trough Power Kit, 120", hardwired	\$420

Tip: Includes 3-way splitter and extra jumper. Used when power infeed comes in through center base location.

Corded Power Kits (Circuit 1 Receptacles Only) for Foundation Tables with Trough

LPTD2PWA1	Power Kit for 72" table (includes 3 receptacles and 1 telecom plate opening)	\$778
LPTD3PWA1	Power Kit for 84" table (includes 6 receptacles and 2 telecom plate openings)	\$1,487
LPTD4PWA1	Power Kit for 96" table (includes 6 receptacles and 3 telecom plate openings)	\$1,487
LPTD5PWA1	Power Kit for 108" table (includes 6 receptacles and 2 telecom plate openings)	\$2,264
LPTD6PWA1	Power Kit for 120" or 132" table (includes 12 receptacles and 4 telecom plate openings)	\$2,264
LPTD8PWA1	Power Kit for 144" or 156" table (includes 12 receptacles and 6 telecom plate openings)	\$3,122
LPTD10PWA1	Power Kit for 168" or 180" table (includes 18 receptacles and 6 telecom plate openings)	\$3,894
LPTD14PWA1	Power Kit for 204" table (includes 18 receptacles and 9 telecom plate openings).	\$5,531

Tip: Entire Power Kit is circuit 1. Jumpers included.

Tip: Power kit is 2.5"H x 5"W.

Tip: Compatible with plug Infeed ordered separately, below.

Tip: Telecom plates ordered separately. See page 196.

Corded Base Power Infeeds

LPTDPG72	Corded Plug Infeed for Foundation Trough Power Kit, 72"	\$504
LPTDPG120	Corded Plug Infeed for Foundation Trough Power Kit, 120"	\$666

Tip: Includes 3-way splitter and extra jumper. Used when power infeed comes in through center base location.

Tip: Corded plug infeeds are not for use with circuit 2 power kits.

TOPS

BASES

POWER
DATASUPPORT
FURNITURE

ACCESSORIES

TABLES STEP 2 - FOUNDATION

Foundation Individual Panel Bases

STEP 1

(#) Laminate Suffix List:

- 2 Formica Pecan Walnut (6996-26)
- 3 Formica Millennium Oak (5887-26)
- 4 Formica Scandi Rift Oak (8677-26)
- 5 Formica Pale Brushstroke (6997-58)
- 6 Formica Storm (912-58)
- A Formica Chelsea Maple (9238-58)
- E Formica Zen Grey (9243-58)
- F Formica Black (909-58)
- G Formica Graphite (837-58)
- H Formica Ceruse Gray Walnut (6994-26)
- K Formica Aged Ash (8844-WR)
- L Formica Formal Walnut (5782-NG)
- M Formica Classic White (9244-58)
- Q Formica Inked Oak (5792-PG)
- W Formica Brite White (459-58)
- X Formica Non-Premium (58,43, MC, SP, and NT finishes), Formica Premium (WR, 42, 77, 46, RD), Wilsonart Non-Premium (-38, -60), and Wilsonart Premium (-07, -12, -18, -28, -52, -78) + 35%

Wilsonart virtual design library Y series laminates, Wilsonart Solicolor, and Formica ColorCore2 are not included in the above upcharges.

For pricing, contact designsteam@enwork.com

(#) Veneer Suffix List:

- D Maple (stained similar to Chelsea Maple laminate)
 - T Walnut (stained similar to Wilsonart Ebony Recon non-standard laminate)
 - **3 Ash - Clear Coat
 - **4 Ash - Light Grey Stain (stained similar to Pale Brushstroke laminate)
 - **5 Ash - Dark Grey Stain (stained similar to Storm laminate)
 - 6 Rift Cut Oak - Clear Coat (stained similar to Scandi Rift Oak laminate)
 - 7 Walnut - Clear Coat (stained similar to Pecan Walnut laminate)
 - X Stain Match (add a one-time \$700 list Stain Match fee) +10%
- ** See page 22 for color and grain variation.

Product Specifications:

- > Base height is 2.75"
- > Bases include Levelers.
- > Optional aluminum trim is 1-1/4" wide.
- > Top and bottom of base are open for cable management. Panel Bases have a cable management cutout on both sides at the top.

Ordering Information:

- > Boat Tables require smaller (less deep) bases on ends than middle. See page 28 for recommendations.
- > For number of bases required per table size and recommended base locations, see page 27.
- > **A freight fee of \$150 net is assessed on orders less than \$1500 net. See page 13.**

D1	W1	Part Number	Description	List Price (US\$)
----	----	-------------	-------------	-------------------

Laminate Foundation Conference Table Panel Bases



18	6	LPB618#	Lam. Base, 18" x 6", for 36/42"D table	\$616
18	10	LPB1018#	Lam. Base, 18" x 10", for 36/42"D table	\$669
24	6	LPB624#	Lam. Base, 24" x 6", for 48"/54"D table	\$649
24	10	LPB1024#	Lam. Base, 24" x 10", for 48"/54"D table	\$698
30	6	LPB630#	Lam. Base, 30" x 6", for 60"/66"D table	\$879
30	10	LPB1030#	Lam. Base, 30" x 10", for 60"/66"D table	\$908
36	6	LPB636#	Lam. Base, 36" x 6", for 72"D table	\$945
36	10	LPB1036#	Lam. Base, 36" x 10", for 72"D table	\$984

Laminate Foundation Conference Table Panel Bases with Access Door



18	6	LPBD618#	Lam. Base w/ Access Door, 18" x 6", for 36/42"D table	\$810
18	10	LPBD1018#	Lam. Base w/ Access Door, 18" x 10", for 36/42"D table	\$988
24	6	LPBD624#	Lam. Base w/ Access Door, 24" x 6", for 48"/54"D table	\$834
24	10	LPBD1024#	Lam. Base w/ Access Door, 24" x 10", for 48"/54"D table	\$1,013
30	6	LPBD630#	Lam. Base w/ Access Door, 30" x 6", for 60"/66"D table	\$1,136
30	10	LPBD1030#	Lam. Base w/ Access Door, 30" x 10", for 60"/66"D table	\$1,197
36	6	LPBD636#	Lam. Base w/ Access Door, 36" x 6", for 72"D table	\$1,158
36	10	LPBD1036#	Lam. Base w/ Access Door, 36" x 10", for 72"D table	\$1,228

Laminate Foundation Conference Table Panel Bases with Aluminum Trim



18	6	LPBA618#	Lam. Base w/ Alum. Trim, 18" x 6", for 36/42"D table	\$832
18	10	LPBA1018#	Lam. Base w/ Alum. Trim, 18" x 10", for 36/42"D table	\$878
24	6	LPBA624#	Lam. Base w/ Alum. Trim, 24" x 6", for 48"/54"D table	\$841
24	10	LPBA1024#	Lam. Base w/ Alum. Trim, 24" x 10", for 48"/54"D table	\$910
30	6	LPBA630#	Lam. Base w/ Alum. Trim, 30" x 6", for 60"/66"D table	\$1,123
30	10	LPBA1030#	Lam. Base w/ Alum. Trim, 30" x 10", for 60"/66"D table	\$1,137
36	6	LPBA636#	Lam. Base w/ Alum. Trim, 36" x 6", for 72"D table	\$1,145
36	10	LPBA1036#	Lam. Base w/ Alum. Trim, 36" x 10", for 72"D table	\$1,158

Laminate Foundation Conference Table Panel Bases with Aluminum Trim and Access Door



18	6	LPBAD618#	Lam. Base w/ Al. Trim, Access Door, 18" x 6", for 36/42"D table	\$943
18	10	LPBAD1018#	Lam. Base w/ Al. Trim, Access Door, 18" x 10", for 36/42"D table	\$1,041
24	6	LPBAD624#	Lam. Base w/ Al. Trim, Access Door, 24" x 6", for 48"/54"D table	\$975
24	10	LPBAD1024#	Lam. Base w/ Al. Trim, Access Door, 24" x 10", for 48"/54"D table	\$1,073
30	6	LPBAD630#	Lam. Base w/ Al. Trim, Access Door, 30" x 6", for 60"/66"D table	\$1,179
30	10	LPBAD1030#	Lam. Base w/ Al. Trim, Access Door, 30" x 10", for 60"/66"D table	\$1,303
36	6	LPBAD636#	Lam. Base w/ Al. Trim, Access Door, 36" x 6", for 72"D table	\$1,265
36	10	LPBAD1036#	Lam. Base w/ Al. Trim, Access Door, 36" x 10", for 72"D table	\$1,363

Tip: Boat Tables require smaller (less deep) bases on ends than middle. See page 176 for recommendations.

COORDINATING FURNITURE
See pages 238 and 254-263
for coordinating
Foundation furniture.

TOPS

BASES

POWER DATA

SUPPORT FURNITURE

ACCESSORIES

TABLES STEP 2 - FOUNDATION

D1 W1 Part Number Description List Price (US\$)



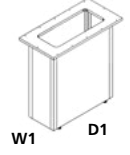
Veneer Foundation Conference Table Panel Bases

18	6	LVPB618#	Veneer Base, 18" x 6", for 36/42"D table	\$2,516
18	10	LVPB1018#	Veneer Base, 18" x 10", for 36/42"D table	\$2,516
24	6	LVPB624#	Veneer Base, 24" x 6", for 48"/54"D table	\$2,842
24	10	LVPB1024#	Veneer Base, 24" x 10", for 48"/54"D table	\$2,842
30	6	LVPB630#	Veneer Base, 30" x 6", for 60"/66"D table	\$3,155
30	10	LVPB1030#	Veneer Base, 30" x 10", for 60"/66"D table	\$3,155
36	6	LVPB636#	Veneer Base, 36" x 6", for 72"D table	\$3,468
36	10	LVPB1036#	Veneer Base, 36" x 10", for 72"D table	\$3,468



Veneer Foundation Conference Table Panel Bases with Access Door

18	6	LVPBD618#	Veneer Base w/ Access Door, 18" x 6", for 36/42"D table	\$2,564
18	10	LVPBD1018#	Veneer Base w/ Access Door, 18" x 10", for 36/42"D table	\$2,564
24	6	LVPBD624#	Veneer Base w/ Access Door, 24" x 6", for 48"/54"D table	\$2,897
24	10	LVPBD1024#	Veneer Base w/ Access Door, 24" x 10", for 48"/54"D table	\$2,897
30	6	LVPBD630#	Veneer Base w/ Access Door, 30" x 6", for 60"/66"D table	\$3,223
30	10	LVPBD1030#	Veneer Base w/ Access Door, 30" x 10", for 60"/66"D table	\$3,223
36	6	LVPBD636#	Veneer Base w/ Access Door, 36" x 6", for 72"D table	\$3,543
36	10	LVPBD1036#	Veneer Base w/ Access Door, 36" x 10", for 72"D table	\$3,543



Veneer Foundation Conference Table Panel Bases with Aluminum Trim

18	6	LVPBA618#	Veneer Base w/ Alum. Trim, 18" x 6", for 36/42"D table	\$2,414
18	10	LVPBA1018#	Veneer Base w/ Alum. Trim, 18" x 10", for 36/42"D table	\$2,414
24	6	LVPBA624#	Veneer Base w/ Alum. Trim, 24" x 6", for 48"/54"D table	\$2,740
24	10	LVPBA1024#	Veneer Base w/ Alum. Trim, 24" x 10", for 48"/54"D table	\$2,740
30	6	LVPBA630#	Veneer Base w/ Alum. Trim, 30" x 6", for 60"/66"D table	\$3,053
30	10	LVPBA1030#	Veneer Base w/ Alum. Trim, 30" x 10", for 60"/66"D table	\$3,053
36	6	LVPBA636#	Veneer Base w/ Alum. Trim, 36" x 6", for 72"D table	\$3,373
36	10	LVPBA1036#	Veneer Base w/ Alum. Trim, 36" x 10", for 72"D table	\$3,373



Veneer Foundation Conference Table Panel Bases with Aluminum Trim and Access Door

18	6	LVPBAD618#	Veneer Base w/ Alum. Trim, Access Door, 18" x 6", for 36/42"D table	\$2,638
18	10	LVPBAD1018#	Veneer Base w/ Alum. Trim, Access Door, 18" x 10", for 36/42"D table	\$2,638
24	6	LVPBAD624#	Veneer Base w/ Alum. Trim, Access Door, 24" x 6", for 48"/54"D table	\$2,972
24	10	LVPBAD1024#	Veneer Base w/ Alum. Trim, Access Door, 24" x 10", for 48"/54"D table	\$2,972
30	6	LVPBAD630#	Veneer Base w/ Alum. Trim, Access Door, 30" x 6", for 60"/66"D table	\$3,298
30	10	LVPBAD1030#	Veneer Base w/ Alum. Trim, Access Door, 30" x 10", for 60"/66"D table	\$3,298
36	6	LVPBAD636#	Veneer Base w/ Alum. Trim, Access Door, 36" x 6", for 72"D table	\$3,624
36	10	LVPBAD1036#	Veneer Base w/ Alum. Trim, Access Door, 36" x 10", for 72"D table	\$3,624

Tip: Boat Tables require smaller (less deep) bases on ends than middle.
See page 176 for recommendations.

Foundation EX Conference Base Assemblies

STEP 1

(&) Material Suffix List

L Laminate	no charge
V Veneer	+\$3600

STEP 2

(^) Frame Finish Suffix List

G Storm	
R Black	
S Silver	
T Medium Tone	
W Arctic White	
X Other (call for quote)	TBD

Tip: Some Steelcase, Miller/Knoll, Haworth, and Allsteel paints are available for \$1000 list fee per order. Call/email for availability of specific colors. Additional custom paints (e.g. Tiger Dry Lac) must be quoted through designsteam@enwork.com.

STEP 3

(#) Laminate Suffix List:

2 Formica Pecan Walnut (6996-26)	
3 Formica Millennium Oak (5887-26)	
4 Formica Scandi Rift Oak (8677-26)	
5 Formica Pale Brushstroke (6997-58)	
6 Formica Storm (912-58)	
A Formica Chelsea Maple (9238-58)	
E Formica Zen Grey (9243-58)	
F Formica Black (909-58)	
G Formica Graphite (837-58)	
H Formica Ceruse Gray Walnut (6994-26)	
K Formica Aged Ash (8844-WR)	
L Formica Formal Walnut (5782-NG)	
M Formica Classic White (9244-58)	
Q Formica Inked Oak (5792-PG)	
W Formica Brite White (459-58)	
X Formica Non-Premium (58,43, MC, SP, and NT finishes), Formica Premium (WR, 42, 77, 46, RD), Wilsonart Non-Premium (-38, -60), and Wilsonart Premium (-07, -12, -18, -28, -52, -78)	+\$1000

Wilsonart virtual design library Y series laminates, Wilsonart Solicolor, and Formica ColorCore2 are not included in the above upcharges.

For pricing, contact designsteam@enwork.com

STEP 3

(#) Veneer Suffix List:

D Maple (stained similar to Chelsea Maple laminate)	
T Walnut (stained similar to Wilsonart Ebony Recon non-standard laminate)	
**3 Ash - Clear Coat	
**4 Ash - Light Grey Stain (stained similar to Pale Brushstroke laminate)	
**5 Ash - Dark Grey Stain (stained similar to Storm laminate)	
6 Rift Cut Oak - Clear Coat (stained similar to Scandi Rift Oak laminate)	
7 Walnut - Clear Coat (stained similar to Pecan Walnut laminate)	
X Stain Match (add a one-time \$700 list Stain Match fee)	+10% ***

** See page 22 for color and grain variation.

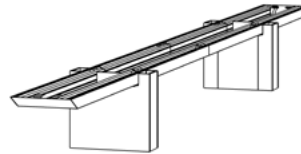
*** 10% upcharge does not apply if a top with the same stain is included on the same purchase order.

Product Specifications:

- > Foundation EX is part of the Enwork big table platform base collection (along with Expanse/Odyssey). The aesthetic and engineering is completely different than Foundation.
- > Bases are 10"W x 30"D for 48"-60"D tops and 10"Wx44"D for 66"-72" tops.
- > All bases are 29"H.
- > Bases are composed of internal steel supports with laminate/veneer surrounds.
- > Bases contain power/data access door and a 6"x6" access hole in the bottom of base in the bottom to access floor core infeeds.
- > Conference base assemblies are post-form construction with no visible edgeband.
- > Top support frame is painted.

Ordering Information:

- > A freight fee of \$150 net is assessed on orders less than \$1500 net. See page 13.



COORDINATING FURNITURE

See pages 238 and 254-263 for coordinating Foundation EX furniture.

Part Number Description List Price (US\$)

Foundation EX Table Base for 48"-60"D Tops

FEA120&^#	Table Base for 48"-60"D x 120"W Top	\$28,662
FEA132&^#	Table Base for 48"-60"D x 132"W Top	\$28,662
FEA144&^#	Table Base for 48"-60"D x 144"W Top	\$33,085
FEA156&^#	Table Base for 48"-60"D x 156"W Top	\$33,669
FEA168&^#	Table Base for 48"-60"D x 168"W Top	\$33,676
FEA180&^#	Table Base for 48"-60"D x 180"W Top	\$34,547
FEA192&^#	Table Base for 48"-60"D x 192"W Top	\$34,547
FEA204&^#	Table Base for 48"-60"D x 204"W Top	\$35,963
FEA216&^#	Table Base for 48"-60"D x 216"W Top	\$35,963
FEA228&^#	Table Base for 48"-60"D x 228"W Top	\$35,963
FEA240&^#	Table Base for 48"-60"D x 240"W Top	\$36,146
FEB264&^#	Table Base for 48"-60"D x 264"W Top	\$39,652
FEB288&^#	Table Base for 48"-60"D x 288"W Top	\$42,322
FEB312&^#	Table Base for 48"-60"D x 312"W Top	\$42,923
FEB336&^#	Table Base for 48"-60"D x 336"W Top	\$43,092
FEB360&^#	Table Base for 48"-60"D x 360"W Top	\$46,229
FEB384&^#	Table Base for 48"-60"D x 384"W Top	\$48,541
FEB408&^#	Table Base for 48"-60"D x 408"W Top	\$50,144
FEB432&^#	Table Base for 48"-60"D x 432"W Top	\$50,398

Foundation EX Table Base for 66"-72"D Tops

FEC144&^#	Table Base for 66"-72"D x 144"W Top	\$38,171
FEC156&^#	Table Base for 66"-72"D x 156"W Top	\$38,755
FEC168&^#	Table Base for 66"-72"D x 168"W Top	\$38,762
FEC180&^#	Table Base for 66"-72"D x 180"W Top	\$39,633
FEC192&^#	Table Base for 66"-72"D x 192"W Top	\$39,633
FEC204&^#	Table Base for 66"-72"D x 204"W Top	\$41,049
FEC216&^#	Table Base for 66"-72"D x 216"W Top	\$41,049
FEC228&^#	Table Base for 66"-72"D x 228"W Top	\$41,049
FEC240&^#	Table Base for 66"-72"D x 240"W Top	\$41,232
FED264&^#	Table Base for 66"-72"D x 264"W Top	\$44,738
FED288&^#	Table Base for 66"-72"D x 288"W Top	\$47,408
FED312&^#	Table Base for 66"-72"D x 312"W Top	\$48,009
FED336&^#	Table Base for 66"-72"D x 336"W Top	\$48,177
FED360&^#	Table Base for 66"-72"D x 360"W Top	\$51,315
FED384&^#	Table Base for 66"-72"D x 384"W Top	\$53,627
FED408&^#	Table Base for 66"-72"D x 408"W Top	\$55,230
FED432&^#	Table Base for 66"-72"D x 432"W Top	\$55,484

TOPS	TABLES STEP 2 - FOUNDATION EX
BASES	
POWER DATA	
SUPPORT FURNITURE	
ACCESSORIES	

Foundation Drum Bases

STEP 1

(#) Laminate Suffix List:

- 2 Formica Pecan Walnut (6996-26)
- 3 Formica Millennium Oak (5887-26)
- 4 Formica Scandi Rift Oak (8677-26)
- 5 Formica Pale Brushstroke (6997-58)
- 6 Formica Storm (912-58)
- A Formica Chelsea Maple (9238-58)
- E Formica Zen Grey (9243-58)
- F Formica Black (909-58)
- G Formica Graphite (837-58)
- H Formica Ceruse Gray Walnut (6994-26)
- K Formica Aged Ash (8844-WR)
- L Formica Formal Walnut (5782-NG)
- M Formica Classic White (9244-58)
- Q Formica Inked Oak (5792-PG)
- W Formica Brite White (459-58)
- X Formica Non-Premium (58, 43, MC, SP, and NT finishes), Formica Premium (WR, 42, 77, 46, RD), Wilsonart Non-Premium (-38, -60), and Wilsonart Premium (-07, -12, -18, -28, -52, -78) +\$40

Wilsonart virtual design library Y series laminates, Wilsonart Solicolor, and Formica ColorCore2 are not included in the above upcharges.

For pricing, contact designsteam@enwork.com

(#) Veneer Suffix List:

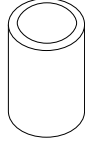
- D Maple (stained similar to Chelsea Maple laminate)
 - T Walnut (stained similar to Wilsonart Ebony Recon non-standard laminate)
 - **3 Ash - Clear Coat
 - **4 Ash - Light Grey Stain (stained similar to Pale Brushstroke laminate)
 - **5 Ash - Dark Grey Stain (stained similar to Storm laminate)
 - 6 Rift Cut Oak - Clear Coat (stained similar to Scandi Rift Oak laminate)
 - 7 Walnut - Clear Coat (stained similar to Pecan Walnut laminate)
 - X Stain Match (add a one-time \$700 list Stain Match fee) +10%
- ** See page 22 for color and grain variation.

Product Specifications:

- > Base height is 27.75"
- > Bases include Levelers.
- > Top and bottom of base are open for cable management.

Ordering Information:

- > For number of bases required per table size and recommended base locations, see page 27.
- > **A freight fee of \$150 net is assessed on orders less than \$1500 net. See page 13.**



		Part			List Price
D1	W1	Number	Description		(US\$)
Laminate Foundation Conference Table Drum Base					
16	-	LLDR16#	Lam. Base, 16" diameter, for 36" diameter round table		\$1,650
18	-	LLDR18#	Lam. Base, 18" diameter, for 42" diameter round table		\$1,692
20	-	LLDR20#	Lam. Base, 20" diameter, for 48" diameter round table		\$1,736
24	-	LLDR24#	Lam. Base, 24" diameter, for 54"-60" diameter round table		\$2,010
30	-	LLDR30#	Lam. Base, 30" diameter, for 66" diameter round table		\$2,404
36	-	LLDR36#	Lam. Base, 36" diameter, for 72-78" diameter round table		\$2,881
42	-	LLDR42#	Lam. Base, 42" diameter, for 84" diameter round table		\$3,440
48	-	LLDR48#	Lam. Base, 48" diameter, for 96" diameter round table		\$4,950

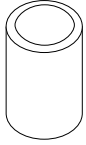
Tip: Ballast weight included.

Tip: Top and bottom (not sides) of bases are open for cable management.

Laminate Foundation Conference Table Drum Base with Access Door

16	-	LLDR16B#	Lam. Base w/ Access Door, 16" diameter, for 36" diameter round table	\$2,480
18	-	LLDR18B#	Lam. Base w/ Access Door, 18" diameter, for 42" diameter round table	\$2,521
20	-	LLDR20B#	Lam. Base w/ Access Door, 20" diameter, for 48" diameter round table	\$2,702
24	-	LLDR24B#	Lam. Base w/ Access Door, 24" diameter, for 54"-60" diameter round table	\$2,778
30	-	LLDR30B#	Lam. Base w/ Access Door, 30" diameter, for 66" diameter round table	\$3,239
36	-	LLDR36B#	Lam. Base w/ Access Door, 36" diameter, for 72-78" diameter round table	\$3,716
42	-	LLDR42B#	Lam. Base w/ Access Door, 42" diameter, for 84" diameter round table	\$4,275
48	-	LLDR48B#	Lam. Base w/ Access Door, 48" diameter, for 96" diameter round table	\$5,770

Tip: Ballast weight included.


COORDINATING FURNITURE

See pages 238 and 254-263
for coordinating
Foundation furniture.

TOPS

BASES

POWER
DATASUPPORT
FURNITURE

ACCESSORIES

TABLES STEP 2 - FOUNDATION

D1 W1 Part Number Description List Price (US\$)

Veneer Foundation Conference Table Drum Base

16	-	LLVDR16#	Veneer Base, 16" diameter, for 36" diameter round table	\$1,787
18	-	LLVDR18#	Veneer Base, 18" diameter, for 42" diameter round table	\$2,050
20	-	LLVDR20#	Veneer Base, 20" diameter, for 48" diameter round table	\$2,214
24	-	LLVDR24#	Veneer Base, 24" diameter, for 60" diameter round table	\$2,418
30	-	LLVDR30#	Veneer Base, 30" diameter, for 66" diameter round table	\$2,955
36	-	LLVDR36#	Veneer Base, 36" diameter, for 72-78" diameter round table	\$3,259
42	-	LLVDR42#	Veneer Base, 42" diameter, for 84" diameter round table	\$3,728
48	-	LLVDR48#	Veneer Base, 48" diameter, for 96" diameter round table	\$5,232

Tip: Ballast weight included.

Tip: Top and bottom (not sides) of bases are open for cable management.

Veneer Foundation Conference Table Drum Base with Access Door

16	-	LLVDR16B#	Veneer Base w/ Access Door, 16" diameter, for 36" diameter round table	\$2,512
18	-	LLVDR18B#	Veneer Base w/ Access Door, 18" diameter, for 42" diameter round table	\$2,758
20	-	LLVDR20B#	Veneer Base w/ Access Door, 20" diameter, for 48" diameter round table	\$2,817
24	-	LLVDR24B#	Veneer Base w/ Access Door, 24" diameter, for 60" diameter round table	\$2,991
30	-	LLVDR30B#	Veneer Base w/ Access Door, 30" diameter, for 66" diameter round table	\$3,624
36	-	LLVDR36B#	Veneer Base w/ Access Door, 36" diameter, for 72-78" diameter round table	\$3,911
42	-	LLVDR42B#	Veneer Base w/ Access Door, 42" diameter, for 84" diameter round table	\$4,356
48	-	LLVDR48B#	Veneer Base w/ Access Door, 48" diameter, for 96" diameter round table	\$5,852

Tip: Ballast weight included.

Impression™ T-Legs

STEP 1 (Excludes folding legs)

(?) Routing Holes Suffix List

N	No routing holes in leg	no charge
Y	Routing hole in one leg	+\$64
Z	Routing holes in two legs	+\$128

STEP 2 - Legs w/ Casters Only

(@) Caster Color Suffix List:

B	Black	no charge
G	Grey	+\$40

STEP 3

(^) Paint Suffix List

S	Silver	
R	Black	
G	Storm	
T	Medium Tone	
W	Arctic White	
Z	Other	TBD

Tip: Some Steelcase, Miller/Knoll, Haworth, and Allsteel paints are available for \$1000 list fee per order. Call/email for availability of specific colors. Additional custom paints (e.g. Tiger Dry Lac) must be quoted through designteam@enwork.com.

Product Specifications:

- > Casters (if applicable) are locking.

Ordering Information:

- > Standard height is 27.75". For shorter heights put "X" in front of the part number and add \$56 list. For taller, put "XX" in front and add \$70 list. Maximum worksurface height is 42"
- > For number of bases required per table size and recommended base locations, see page 27.
- > **A freight fee of \$150 net is assessed on orders less than \$1500 net. See page 13.**

Part Number	Description	List Price (US\$)
-------------	-------------	-------------------



Impression T-Legs with Levelers, package of two

LTP182?^	T-Legs, levelers, for 18"D table (16" spread)	\$710
LTP242?^	T-Legs, levelers, for 24"D table (22" spread)	\$778
LTP302?^	T-Legs, levelers, for 30-36"D table (26" spread)	\$811



Impression T-Legs on Casters, package of two

LTPC182?@^	T-Legs, casters, for 18"D table (16" spread)	\$796
LTPC242?@^	T-Legs, casters, for 24"D table (22" spread)	\$876
LTPC302?@^	T-Legs, casters, for 30-36"D table (26" spread)	\$908

Impression T-Leg Folding with Levelers, package of two

LTPF182^	T-Legs Folding, levelers, for 18"D table (16" spread)	\$1,268
LTPF242^	T-Legs Folding, levelers, for 24"D table (22" spread)	\$1,301
LTPF302^	T-Legs Folding, levelers, for 30-36"D table (26" spread)	\$1,303

Tip: Designed for tables 60" wide and wider.

Email designteam@enwork.com for other options.

Tip: Routing holes not available.

Impression T-Leg Folding with Casters, package of two

LTPFC182^@	T-Legs Folding, casters, for 18"D table (16" spread)	\$1,303
LTPFC242^@	T-Legs Folding, casters, for 24"D table (22" spread)	\$1,309
LTPFC302^@	T-Legs Folding, casters, for 30-36"D table (26" spread)	\$1,320

Tip: Designed for tables 60" wide and wider.

Email designteam@enwork.com for other options.

Tip: Routing holes not available.



Leg Cable Management Covers

LPCM^	Cable Management Cover for Leg with Leveler	\$73
LPCMC^	Cable Management Cover for Leg with Caster	\$73
LPCMA^	Cable Management Cover for Flip Table with Casters	\$73

Tip: Not applicable to Set Screw Adjustable legs.

Impression T-Leg Flip Tables (Complete Table)

Product Specifications:

- > Angled leg tables nest in-line. Straight leg tables nest off-set. Nested, both leg styles have 7-1/2" between front of one table to front of the next table.
- > Angled foot depth is approximately 16" for 18"D tables, 21.75" for 24"D tables, and 25.5" for 30"D tables. Straight foot depth is approximately 16" for 18"D tables, 22" for 24"D tables, and 26" for 30"D tables.
- > As of May 2018, the Impression flip mechanism has changed.
- > Cable troughs are available. See page 180.
- > Locking casters included.

Ordering Information:

- > A special 7"H hinged modesty panel is recommended for use with all angled Impression flip bases to avoid potential paint scratches on the feet. Contact designteam@enwork.com for more details.
- > Flip tables include Top with 3mm edge or knife edge on user side.
- > **A freight fee of \$150 net is assessed on orders less than \$1500 net. See page 13.**

List Price
(US\$)

Part Number Description



3mm Edge Laminate work surface on Impression T-Leg (straight) Flip Base on Casters, 18"D

LFRS1848A*?@*#	18"D Impression Straight T-Leg Flip Table 48"W Top w/ 3mm Edge	\$2,116
LFRS1860A*?@*#	18"D Impression Straight T-Leg Flip Table 60"W Top w/ 3mm Edge	\$2,308
LFRS1872A*?@*#	18"D Impression Straight T-Leg Flip Table 72"W Top w/ 3mm Edge	\$2,412
LFRS1896A*?@*#	18"D Impression Straight T-Leg Flip Table 96"W Top w/ 3mm Edge	\$2,843

3mm Edge Laminate work surface on Impression T-Leg (straight) Flip Base on Casters, 24"D

LFRS2448A*?@*#	24"D Impression Straight T-Leg Flip Table 48"W Top w/ 3mm Edge	\$2,184
LFRS2460A*?@*#	24"D Impression Straight T-Leg Flip Table 60"W Top w/ 3mm Edge	\$2,368
LFRS2472A*?@*#	24"D Impression Straight T-Leg Flip Table 72"W Top w/ 3mm Edge	\$2,472
LFRS2496A*?@*#	24"D Impression Straight T-Leg Flip Table 96"W Top w/ 3mm Edge	\$2,902

3mm Edge Laminate work surface on Impression T-Leg (straight) Flip Base on Casters, 30"D

LFRS3048A*?@*#	30"D Impression Straight T-Leg Flip Table 48"W Top w/ 3mm Edge	\$2,335
LFRS3060A*?@*#	30"D Impression Straight T-Leg Flip Table 60"W Top w/ 3mm Edge	\$2,502
LFRS3072A*?@*#	30"D Impression Straight T-Leg Flip Table 72"W Top w/ 3mm Edge	\$2,632
LFRS3096A*?@*#	30"D Impression Straight T-Leg Flip Table 96"W Top w/ 3mm Edge	\$3,114



3mm Edge Laminate work surface on Impression T-Leg (angled) Flip Base on Casters

LFRA2460A*?@*#	24"D Impression Angled T-Leg Flip Table 60"W Top w/ 3mm Edge	\$2,439
LFRA2472A*?@*#	24"D Impression Angled T-Leg Flip Table 72"W Top w/ 3mm Edge	\$2,544
LFRA3060A*?@*#	30"D Impression Angled T-Leg Flip Table 60"W Top w/ 3mm Edge	\$2,555
LFRA3072A*?@*#	30"D Impression Angled T-Leg Flip Table 72"W Top w/ 3mm Edge	\$2,678



Knife Edge (user side) Laminate work surface on Impression T-Leg (straight) Flip Base on Casters, 18"D

LFRS1848K*?@*#	18"D Impression Straight T-Leg Flip Table 48"W Top w/ Knife Edge User Side	\$2,239
LFRS1860K*?@*#	18"D Impression Straight T-Leg Flip Table 60"W Top w/ Knife Edge User Side	\$2,483
LFRS1872K*?@*#	18"D Impression Straight T-Leg Flip Table 72"W Top w/ Knife Edge User Side	\$2,586
LFRS1896K*?@*#	18"D Impression Straight T-Leg Flip Table 96"W Top w/ Knife Edge User Side	\$3,089

Knife Edge (user side) Laminate work surface on Impression T-Leg (straight) Flip Base on Casters, 24"D

LFRS2448K*?@*#	24"D Impression Straight T-Leg Flip Table 48"W Top w/ Knife Edge User Side	\$2,309
LFRS2460K*?@*#	24"D Impression Straight T-Leg Flip Table 60"W Top w/ Knife Edge User Side	\$2,544
LFRS2472K*?@*#	24"D Impression Straight T-Leg Flip Table 72"W Top w/ Knife Edge User Side	\$2,643
LFRS2496K*?@*#	24"D Impression Straight T-Leg Flip Table 96"W Top w/ Knife Edge User Side	\$3,152

Knife Edge (user side) Laminate work surface on Impression T-Leg (straight) Flip Base on Casters, 30"D

LFRS3048K*?@*#	30"D Impression Straight T-Leg Flip Table 48"W Top w/ Knife Edge User Side	\$2,484
LFRS3060K*?@*#	30"D Impression Straight T-Leg Flip Table 60"W Top w/ Knife Edge User Side	\$2,694
LFRS3072K*?@*#	30"D Impression Straight T-Leg Flip Table 72"W Top w/ Knife Edge User Side	\$2,819
LFRS3096K*?@*#	30"D Impression Straight T-Leg Flip Table 96"W Top w/ Knife Edge User Side	\$3,394



Knife Edge (user side) Laminate work surface on Impression T-Leg (angled) Flip Base on Casters

LFRA2460K*?@*#	24"D Impression Angled T-Leg Flip Table 60"W Top w/ Knife Edge User Side	\$2,615
LFRA2472K*?@*#	24"D Impression Angled T-Leg Flip Table 72"W Top w/ Knife Edge User Side	\$2,709
LFRA3060K*?@*#	30"D Impression Angled T-Leg Flip Table 60"W Top w/ Knife Edge User Side	\$2,746
LFRA3072K*?@*#	30"D Impression Angled T-Leg Flip Table 72"W Top w/ Knife Edge User Side	\$2,875

TOPS

BASES

POWER
DATASUPPORT
FURNITURE

ACCESSORIES

TABLES STEP 2 - IMPRESSION

STEP 1

(*) Paint Suffix List

G	Storm
R	Black
S	Silver
T	Medium Tone
W	Arctic White
Z	Other

Tip: Some Steelcase, Miller/Knoll, Haworth, and Allsteel paints are available for \$1000 list fee per order. Call/email for availability of specific colors. Additional custom paints (e.g. Tiger Dry Lac) must be quoted through designteam@enwork.com.

STEP 2

(?) Routing Hole Suffix List:

N	No routing hole in one leg	no charge
Y	Routing hole in one leg	+ \$64
Z	Power/Data cut-out	+ \$128

STEP 3

(@) Caster Color Suffix List:

B	Black	no charge
G	Grey	+ \$40

STEP 4

(*) Cable Management Suffix List:

N	No Cable Management	no charge
G	Grommet (one, center rear)	+ \$19
U	Power/Data cut-out (one, center rear)	+ \$37
X	Other	TBD

STEP 5

(#) Laminate Suffix List:

2	Formica Pecan Walnut (6996-26)	
3	Formica Millennium Oak (5887-26)	
4	Formica Scandi Rift Oak (8677-26)	
5	Formica Pale Brushstroke (6997-58)	
6	Formica Storm (912-58)	
A	Formica Chelsea Maple (9238-58)	
E	Formica Zen Grey (9243-58)	
F	Formica Black (909-58)	
G	Formica Graphite (837-58)	
H	Formica Ceruse Gray Walnut (6994-26)	
K	Formica Aged Ash (8844-WR)	
L	Formica Formal Walnut (5782-NG)	
M	Formica Classic White (9244-58)	
Q	Formica Inked Oak (5792-PG)	
W	Formica Brite White (459-58)	
X	Formica Non-Premium (58, 43, MC, SP, and NT finishes), Formica Premium (WR, 42, 77, 46, RD), Wilsonart Non-Premium (-38, -60), and Wilsonart Premium (-07, -12, -18, -28, -52, -78)	+ \$40

Wilsonart virtual design library Y series laminates, Wilsonart Solicoor, and Formica ColorCore2 are not included in the above upcharges.

For pricing, contact designteam@enwork.com

Impression TT-Legs - Conference

STEP 1

(?) Routing Hole Suffix List:

- N No routing hole in one column no charge
- Y Routing hole in one column + \$64
- Z Routing holes in two columns + \$128

STEP 2

(^) Paint Suffix List

- S Silver
- R Black
- G Storm
- T Medium Tone
- W Arctic White
- Z Other TBD

Tip: Some Steelcase, Miller/Knoll, Haworth, and All-steel paints are available for \$1000 list fee per order. Call/email for availability of specific colors. Additional custom paints (e.g. Tiger Dry Lac) must be quoted through designsteam@enwork.com.

STEP 3 - TT-Leg Filler Only

(#) Laminate Suffix List:

- 2 Formica Pecan Walnut (6996-26)
- 3 Formica Millennium Oak (5887-26)
- 4 Formica Scandi Rift Oak (8677-26)
- 5 Formica Pale Brushstroke (6997-58)
- 6 Formica Storm (912-58)
- A Formica Chelsea Maple (9238-58)
- E Formica Zen Grey (9243-58)
- F Formica Black (909-58)
- G Formica Graphite (837-58)
- H Formica Ceruse Gray Walnut (6994-26)
- K Formica Aged Ash (8844-WR)
- L Formica Formal Walnut (5782-NG)
- M Formica Classic White (9244-58)
- Q Formica Inked Oak (5792-PG)
- W Formica Brite White (459-58)
- X Formica Non-Premium (58,43, MC, SP, and NT finishes), Formica Premium (WR, 42, 77, 46, RD), Wilsonart Non-Premium (-38, -60), and Wilsonart Premium (-07, -12, -18, -28, -52, -78) +\$60

Wilsonart virtual design library Y series laminates, Wilsonart Solicor, and Formica ColorCore2 are not included in the above upcharges.

For pricing, contact designsteam@enwork.com


(#) Veneer Suffix List:

- D Maple (stained similar to Chelsea Maple laminate)
 - T Walnut (stained similar to Wilsonart Ebony Recon non-standard laminate)
 - **3 Ash - Clear Coat
 - **4 Ash - Light Grey Stain (stained similar to Pale Brushstroke laminate)
 - **5 Ash - Dark Grey Stain (stained similar to Storm laminate)
 - 6 Rift Cut Oak - Clear Coat (stained similar to Scandi Rift Oak laminate)
 - 7 Walnut - Clear Coat (stained similar to Pecan Walnut laminate)
 - X Stain Match (add a one-time \$700 list Stain Match fee) +10%
- ** See page 22 for color and grain variation.


Ordering Information:

- > Standard height is 27.75". For shorter heights put "X" in front of the part number and add \$56 list. For taller, put "XX" in front and add \$70 list. Maximum worksurface height is 42".
- > Installation hardware is included.
- > For number of bases required per table size and recommended base locations, see page 27.
- > **A freight fee of \$150 net is assessed on orders less than \$1500 net. See page 13.**


COORDINATING FURNITURE
See pages 242, 254-263 for coordinating Impression furniture.

Part Number	Description	List Price (US\$)
	Impression TT-Leg with Levelers, package of one	
LTP48?^	TT-Leg, levelers for 42"D and 48"D table (34" spread)	\$963
LTP60?^	TT-Leg, levelers for 60"D table (40" spread)	\$1,022

Tip: The 48" leg top plates are 4" apart and therefore cannot receive power/data units between them.

	Impression TT-Leg with Levelers and Laminate Filler, package of one	
LTPL48?^#	TT-Leg, levelers, laminate filler, for 42"D and 48"D table (34" spread)	\$1,115
LTPL60?^#	TT-Leg, levelers, laminate filler, for 60"D table (40" spread)	\$1,125

Tip: A center power/data location on a 2-piece table is not possible due to interference with the laminate filler panel on the leg (a leg is typically shared at the seam of the 2 pieces).
Tip: TT-Leg with filler cannot accept the cable management cover.

	Impression TT-Leg with Levelers and Veneer Filler, package of one	
LTPV48?^#	TT-Leg, levelers, veneer filler, for 42"D and 48"D table (34" spread)	\$5,254
LTPV60?^#	TT-Leg, levelers, veneer filler, for 60"D table (40" spread)	\$5,442

Tip: A center power/data location on a 2-piece table is not possible due to interference with the veneer filler panel on the leg (a leg is typically shared at the seam of the 2 pieces).
Tip: TT-Leg with filler cannot accept the cable management cover.



Impression C-Legs

Product Specifications:

- > Casters (if applicable) are locking.

Ordering Information:

- > Standard height is 27.75". For shorter heights put "X" in front of the part number and add \$56 list. For taller, put "XX" in front and add \$70 list. Non-standard heights not available on height-adjustable legs. Maximum worksurface height is 42".
- > Installation hardware is included.
- > For number of bases required per table size and recommended base locations, see page 27.
- > **A freight fee of \$150 net is assessed on orders less than \$1500 net. See page 13.**

Part Number	Description	List Price (US\$)
	Impression C-Leg with Levelers, package of two	
	LCP182?^ C-Leg, levelers, for 18"D table (16" spread)	\$710
	LCP242?^ C-Leg, levelers, for 24"D table (22" spread)	\$778
	LCP302?^ C-Leg, levelers, for 30"D table (26" spread)	\$811
	Impression C-Leg with Casters, package of two	
	LCPC182?@^ C-Leg, casters, for 18"D table (16" spread)	\$796
	LCPC242?@^ C-Leg, casters, for 24"D table (22" spread)	\$876
	LCPC302?@^ C-Leg, casters, for 30"D table (26" spread)	\$908

- TOPS
- BASES
- POWER DATA
- SUPPORT FURNITURE
- ACCESSORIES

TABLES STEP 2 - IMPRESSION

STEP 1

(?) Routing Holes Suffix List

N	No routing holes in leg	no charge
Y	Routing hole in one leg	+\$64
Z	Routing holes in two legs	+\$128

STEP 2 - Legs w/ Casters Only

(@) Caster Color Suffix List:

B	Black	no charge
G	Grey	+\$40

STEP 3

(^*) Paint Suffix List

S	Silver	
R	Black	
G	Storm	
T	Medium Tone	
W	Arctic White	
Z	Other	TBD

Tip: Some Steelcase, Miller/Knoll, Haworth, and Allsteel paints are available for \$1000 list fee per order. Call/email for availability of specific colors. Additional custom paints (e.g. Tiger Dry Lac) must be quoted through designteam@enwork.com.

Impression C-Legs Cont.

STEP 1

(?) Routing Holes Suffix List

N	No routing holes in leg	no charge
Y	Routing hole in one leg	+\$64
Z	Routing holes in two legs	+\$128

STEP 2 - Legs w/ Casters Only

(@) Caster Color Suffix List:

B	Black	no charge
G	Grey	+\$40

STEP 3

(^*) Paint Suffix List

S	Silver	TBD
R	Black	
G	Storm	
T	Medium Tone	
W	Arctic White	
Z	Other	

Tip: Some Steelcase, Miller/Knoll, Haworth, and Allsteel paints are available for \$1000 list fee per order. Call/email for availability of specific colors. Additional custom paints (e.g. Tiger Dry Lac) must be quoted through designteam@enwork.com.

Product Specifications:

- > Casters (if applicable) are locking.

Ordering Information:

- > Standard height is 27.75". For shorter heights put "X" in front of the part number and add \$56 list. For taller, put "XX" in front and add \$70 list. Non-standard heights not available on height-adjustable legs. Maximum worksurface height is 42".
- > Installation hardware is included.
- > **A freight fee of \$150 net is assessed on orders less than \$1500 net. See page 13.**

Part Number	Description	List Price (US\$)
Impression Set-Screw Adjustable C-Leg Base Assembly with Crossbeam and Levelers for 18"D tables		
LACP1848?^	Set-Screw C-Leg base with Beam, levelers, for 18"D x 48"W top	\$1,381
LACP1860?^	Set-Screw C-Leg base with Beam, levelers, for 18"D x 60"W top	\$1,381
LACP1872?^	Set-Screw C-Leg base with Beam, levelers, for 18"D x 72"W top	\$1,381



Tip: Height range is 29"-43" with 1.5" increments (including top).

Tip: Set-Screw Adjustable legs cannot accept the cable management cover.

Impression Set-Screw Adjustable C-Leg Base Assembly with Crossbeam and Levelers for 24"D tables

LACP2448?^	Set-Screw C-Leg base with Beam, levelers, for 24"D x 48"W top	\$1,398
LACP2460?^	Set-Screw C-Leg base with Beam, levelers, for 24"D x 60"W top	\$1,398
LACP2472?^	Set-Screw C-Leg base with Beam, levelers, for 24"D x 72"W top	\$1,398

Tip: Height range is 29"-43" with 1.5" increments (including top).

Tip: Set-Screw Adjustable legs cannot accept the cable management cover.

Impression Set-Screw Adjustable C-Leg Base Assembly with Crossbeam and Levelers for 30"D tables

LACP3048?^	Set-Screw C-Leg base with Beam, levelers, for 30"D x 48"W top	\$1,448
LACP3060?^	Set-Screw C-Leg base with Beam, levelers, for 30"D x 60"W top	\$1,448
LACP3072?^	Set-Screw C-Leg base with Beam, levelers, for 30"D x 72"W top	\$1,448

Tip: Height range is 29"-43" with 1.5" increments (including top).

Tip: Set-Screw Adjustable legs cannot accept the cable management cover.



Impression Set-Screw Adjustable C-Leg Base Assembly with Crossbeam and Casters for 18"D tables

LACPC1848?@^	Set-Screw C-Leg base with Beam, casters, for 18" x 48" top	\$1,495
LACPC1860?@^	Set-Screw C-Leg base with Beam, casters, for 18" x 60" top	\$1,495
LACPC1872?@^	Set-Screw C-Leg base with Beam, casters, for 18" x 72" top	\$1,495

Impression Set-Screw Adjustable C-Leg Base Assembly with Crossbeam and Casters for 24"D tables

LACPC2448?@^	Set-Screw C-Leg base with Beam, casters, for 24" x 48" top	\$1,527
LACPC2460?@^	Set-Screw C-Leg base with Beam, casters, for 24" x 60" top	\$1,527
LACPC2472?@^	Set-Screw C-Leg base with Beam, casters, for 24" x 72" top	\$1,527

Impression Set-Screw Adjustable C-Leg Base Assembly with Crossbeam and Casters for 30"D tables

LACPC3048?@^	Set-Screw C-Leg base with Beam, casters, for 30" x 48" top	\$1,546
LACPC3060?@^	Set-Screw C-Leg base with Beam, casters, for 30" x 60" top	\$1,546
LACPC3072?@^	Set-Screw C-Leg base with Beam, casters, for 30" x 72" top	\$1,546

Tip: Height range is 29"-43" with 1.5" increments (including top).

Tip: Set-Screw Adjustable legs cannot accept the cable management cover.

Impression C-Legs with Powerlex Modesty

Product Specifications:

- > Powerlex modesty includes scallops at the top of the modesty for cable management.
- > Powerlex modesty includes one removable door (with fasteners) & one locking hinged door. Modesty is non-handed and oriented at install.
- > Powerlex modesty includes 4-wire power system with 3 duplex receptacles and jumpers. Infeed ordered separately.

- > 27.75"H bases have a finished surface height of 29"H.
- > See page 23 for Powerlex Grommet option, which can be specified in table top

Ordering Information:

- > Installation hardware is included
- > Base Power Infeed must be specified with the base.
- > **A freight fee of \$150 net is assessed on orders less than \$1500 net.** See page 13.

Part Number	Description	List Price (US\$)
-------------	-------------	-------------------

Impression C-Leg Base Assembly with Powerlex Modesty and Levelers, for 24"D tables



LCKS24481^	C-Leg base with Powerlex Modesty, levelers, for 24" x 48" top, Circuit 1	\$2,679
LCKS24601^	C-Leg base with Powerlex Modesty, levelers, for 24" x 60" top, Circuit 1	\$2,777
LCKS24721^	C-Leg base with Powerlex Modesty, levelers, for 24" x 72" top, Circuit 1	\$3,083
LCKS24482^	C-Leg base with Powerlex Modesty, levelers, for 24" x 48" top, Circuit 2	\$2,679
LCKS24602^	C-Leg base with Powerlex Modesty, levelers, for 24" x 60" top, Circuit 2	\$2,777
LCKS24722^	C-Leg base with Powerlex Modesty, levelers, for 24" x 72" top, Circuit 2	\$3,083

Tip: Specify Base Power Infeed (see below).

Impression C-Leg Base Assembly with Powerlex Modesty and Levelers, for 30"D tables



LCKS30481^	C-Leg base with Powerlex Modesty, levelers, for 30" x 48" top, Circuit 1	\$2,679
LCKS30601^	C-Leg base with Powerlex Modesty, levelers, for 30" x 60" top, Circuit 1	\$2,777
LCKS30721^	C-Leg base with Powerlex Modesty, levelers, for 30" x 72" top, Circuit 1	\$3,083
LCKS30482^	C-Leg base with Powerlex Modesty, levelers, for 30" x 48" top, Circuit 2	\$2,679
LCKS30602^	C-Leg base with Powerlex Modesty, levelers, for 30" x 60" top, Circuit 2	\$2,777
LCKS30722^	C-Leg base with Powerlex Modesty, levelers, for 30" x 72" top, Circuit 2	\$3,083

Tip: Specify Base Power Infeed (see below).

Routing Hole Covers

WCVRB	Routing Hole Cover, Black	\$68
WCVRS	Routing Hole Cover, Silver	\$68
WCVRT	Routing Hole Cover, Medium Tone	\$68

Tip: Powerlex tables have routing holes on the inside of each foot as well as on the outside of each column where power is run from table to table. Routing hole covers can be ordered to cover any unused holes in the foot or at the end of a run.

Cable Cover

CYCC^	Cable Cover	\$80
-------	-------------	------

Tip: Optional cover that can be used to cover cables running between standard desks.
Tip: Will result in 1/16" gap between tops. Installers may shift tops to resolve.

Base Power Infeeds



15 amp Receptacle



20 amp Receptacle

A8BP72	Base Power Infeed for Hardwire, 72"	\$201
A8BP120	Base Power Infeed for Hardwire, 120"	\$242
A1BP72	Base Power Infeed for Right Angle (RA) Plug Circuit 1 (only), 72"	\$286
A1BP120	Base Power Infeed for Right Angle (RA) Plug Circuit 1 (only), 120"	\$379
A1BPS72	Base Power Infeed for Straight Plug Circuit 1 (only), 72"	\$315
A1BPS120	Base Power Infeed for Straight Plug Circuit 1 (only), 120"	\$435

Tip: Power infeeds with plugs are not for use with circuit 2 Powerlex modesties.
Tip: Use hardwire in feeds if UL listed (not recognized) is required.

Tip: Infeeds have a 20 amp plug end which requires a 20 amp wall receptacle. A plug adapter is required if using a standard 15 amp receptacle. The adapter is not included and must be purchased separately. Conntek 30129 15-Amp to 20-Amp Plug Adapters and similar are available through amazon.com and at many electrical supply houses.

TOPS

BASES

POWER
DATASUPPORT
FURNITURE

ACCESSORIES

TABLES STEP 2 - IMPRESSION

STEP 1

(^) Paint Suffix List

S	Silver	
R	Black	
G	Storm	
T	Medium Tone	
W	Arctic White	
Z	Other	TBD

Tip: Some Steelcase, Miller/Knoll, Haworth, and Allsteel paints are available for \$1000 list fee per order. Call/email for availability of specific colors. Additional custom paints (e.g. Tiger Dry Lac) must be quoted through designteam@enwork.com.

Impression Straight Legs and Conference O-Bases

STEP 1

(?) Routing Holes Suffix List

N	No routing holes in leg	no charge
Y	Routing hole in one leg	+\$64

STEP 2 - Steel Legs w/ Casters Only

(@) Caster Color Suffix List:

B	Black	no charge
G	Grey	+\$40

STEP 3 - Steel Legs Only

(^) Paint Suffix List

S	Silver	
R	Black	
G	Storm	
T	Medium Tone	
W	Arctic White	
Z	Other	TBD






Tip: Some Steelcase, Miller/Knoll, Haworth, and Allsteel paints are available for \$1000 list fee per order. Call/email for availability of specific colors. Additional custom paints (e.g. Tiger Dry Lac) must be quoted through designteam@enwork.com.

Product Specifications:

- > Casters (if applicable) are locking.
- > Straight legs are 3"x1.5". Installation hardware is included.
- > Rectangular aluminum legs have two passageways 5/8" x 1-5/16" per leg. For steel legs there is a single passageway 1-5/16" x 2-3/4".

Ordering Information:

- > Standard height is 27.75". For shorter heights put "X" in front of the part number and add \$56 list. For taller steel legs, put "XX" in front and add \$70 list. Non-standard heights not available on height-adjustable legs. Maximum worksurface height is 42".
- > For number of bases required per table size and recommended base locations, see page 27.
- > **A freight fee of \$150 net is assessed on orders less than \$1500 net. See page 13.**

Part Number	Description	List Price (US\$)
Impression Straight Legs with Levelers		
 LPP?^	Straight Leg, Levelers, painted steel	\$263
LPP2?^	Straight Leg, Levelers, painted steel, package of two	\$526
LPPAL	Straight Leg, Levelers, clear anodized aluminum	\$212
LPPAL2	Straight Leg, Levelers, clear anodized aluminum, package of two	\$424
Impression Straight Legs with Levelers - Bar Height (42")		
 LPPBH?^	Straight Leg, bar height, painted steel	\$361
LPPBH2?^	Straight Leg, bar height, painted steel, package of two	\$722
Impression Straight Legs with Casters		
 LPPC?@^	Straight Leg, Casters, painted steel	\$288
LPPC2?@^	Straight Leg, Casters, painted steel, package of two	\$575
LPPALC	Straight Leg, Casters, clear anodized aluminum	\$239
LPPALC2	Straight Leg, Casters, clear anodized aluminum, package of two	\$478
Tip: Casters on anodized aluminum legs are always black.		
Impression Set-Screw Adjustable Straight Legs with Levelers		
 LPPA^	Set-Screw Straight Leg, levelers, painted steel	\$445
LPPA2^	Set-Screw Straight Leg, levelers, painted steel, package of two	\$890
Tip: Height range is 29"-43" with 1 1/2" inch increments (including top). Tip: Set-Screw Adjustable legs cannot accept the cable management cover.		
Impression Set-Screw Adjustable Straight Legs with casters		
 LPPAC@^	Set-Screw Straight Leg, casters, painted steel	\$548
LPPAC2@^	Set-Screw Straight Leg, casters, painted steel, package of two	\$1,095
Tip: Height range is 29"-43" with 1.5" inch increments (including top). Tip: Set-Screw Adjustable legs cannot accept the cable management cover.		

COORDINATING FURNITURE
See pages 242, 254-263
for coordinating
Impression furniture.

TOPS	TABLES STEP 2 - IMPRESSION
BASES	
POWER DATA	
SUPPORT FURNITURE	
ACCESSORIES	

Part Number Description List Price (US\$)



Impression Conference O-Legs with Levelers, package of one

LSQCONF18^	Conference O-Leg 36/42"D top	\$485
LSQCONF24^	Conference O-Leg for 48"D top	\$538
LSQCONF30^	Conference O-Leg for 54"D top	\$591
LSQCONF36^	Conference O-Leg for 60"D top	\$643

Tip: For cable manager use the LPCMC cover below.



Impression Cable Management Covers

LPCM^	Cable Management Cover for Leg with Leveler	\$73
LPCMC^	Cable Management Cover for Leg with Caster	\$73
LPCMA^	Cable Management Cover for Flip Table with Casters	\$73

Tip: Does not fit LPPSQAL and LPPSQ square legs.
Tip: Creates a 3/8" gap for cable routing.

Impression X-Bases

STEP 1 - 4-Post X-Base Only

(?) Routing Holes Suffix List

N	No routing holes in leg	no charge
Y	Routing hole in one leg	+ \$64

STEP 2 - Steel Legs Only

(*) Paint Suffix List

G	Storm	
R	Black	
S	Silver	
T	Medium Tone	
W	Arctic White	
Z	Other	TBD

Tip: Pneumatic bases only available in Black or Silver.

Tip: Some Steelcase, Miller/Knoll, Haworth, and Allsteel paints are available for \$1000 list fee per order. Call/email for availability of specific colors. Additional custom paints (e.g. Tiger Dry Lac) must be quoted through designteam@enwork.com.

STEP 3 - Legs w/ Casters Only

(@) Caster Color Suffix List:

B	Black	no charge
G	Grey	+ \$40

STEP 1 - Infill Only

(#) Laminate Suffix List:

2	Formica Pecan Walnut (6996-26)	
3	Formica Millennium Oak (5887-26)	
4	Formica Scandi Rift Oak (8677-26)	
5	Formica Pale Brushstroke (6997-58)	
6	Formica Storm (912-58)	
A	Formica Chelsea Maple (9238-58)	
E	Formica Zen Grey (9243-58)	
F	Formica Black (909-58)	
G	Formica Graphite (837-58)	
H	Formica Ceruse Gray Walnut (6994-26)	
K	Formica Aged Ash (8844-WR)	
L	Formica Formal Walnut (5782-NG)	
M	Formica Classic White (9244-58)	
Q	Formica Inked Oak (5792-PG)	
W	Formica Brite White (459-58)	
X	Formica Non-Premium (58,43, MC, SP, and NT finishes), Formica Premium (WR, 42, 77, 46, RD), Wilsonart Non-Premium (-38, -60), and Wilsonart Premium (-07, -12, -18, -28, -52, -78)	+\$60

Wilsonart virtual design library Y series laminates, Wilsonart Solicolor, and Formica ColorCore2 are not included in the above upcharges.

For pricing, contact designteam@enwork.com

Product Specifications:

- > Casters (if applicable) are locking.

Ordering Information:

- > Standard height is 27.75". For shorter heights put "X" in front of the part number and add \$56 list (\$112 for a 4-post x-base). For taller steel legs, put "XX" in front and add \$70 list (\$140 for a 4-post x-base). Non-standard heights not available on height-adjustable legs. Maximum worksurface height is 42".

- > **A freight fee of \$150 net is assessed on orders less than \$1500 net. See page 13.**

Part Number	Description	List Price (US\$)
-------------	-------------	-------------------

Impression X-Bases with Levelers

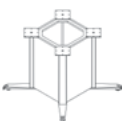


LXPA^	X-base, levelers, for 24" round top (spread 22"x 22")	\$788
LXPB^	X-base, levelers, for 30-36" round or 24"-30" sq top (26" x 26" spread)	\$801
LXPC^	X-base, levelers for 42" round or 36" sq top (32" x 32" spread)	\$934
LXPD^	X-base, levelers for 48" round or 42" sq top (38" x 38" spread)	\$953



Impression 4-Post X-Base with Levelers

LXPE?^	4-Post X-base, levelers, for 54"-84" round top (spread 48" x 48")	\$1,769
--------	---	---------



Impression 4-Post X-Base with Levelers & Laminate Infill

LXPEL?^#	4-Post X-Base w/ Infill (no door), levelers, for 54"-84" Round Top	\$3,279
LXPELD?^#	4-Post X-Base w/ Infill (with door), levelers, for 54"-84" Round Top	\$3,483

Impression X-Bases with Levelers - Bar Height

LXPBBA^	X-base, bar height, levelers, for 24" round top (22" x 22" spread)	\$854
LXPBBB^	X-base, bar height, levelers, for 30-36" round or 24" - 30" sq top (26" x 26" spread)	\$956
LXPBBC^	X-base, bar height, levelers, for 42" round or 36" sq top (32" x 32" spread)	\$998
LXPBBD^	X-base, bar height, levelers, for 48" round or 42" sq top (38" x 38" spread)	\$1,021

Impression 4-Post X-Base with Levelers - Bar Height

LXPBE?^	4-Post X-base, bar height, levelers, for 54"-72" round top (48" x 48" spread)	\$2,122
---------	---	---------

Impression 4-Post X-Base with Levelers & Laminate Infill - Bar Height

LXPBEL?^#	4-Post X-Base w/ Infill (no door), bar height, levelers, for 54"-84" Round Top	\$3,502
LXPBELD?^#	4-Post X-Base w/ Infill (with door), bar height, levelers, for 54"-84" Round Top	\$3,683

Impression X-Bases on Casters



LXPAC^@	X-base, casters, for 24" round top (22" x 22" spread)	\$949
LXPBC^@	X-base, casters, for 30-36" round or 24"-30" sq top (26" x 26" spread)	\$935
LXPCC^@	X-base, casters, for 42" round or 36" sq top (32" x 32" spread)	\$1,020
LXPDC^@	X-base, casters, for 48" round or 42" sq top (38" x 38" spread)	\$1,047

Impression Pneumatic X-Base with Casters



L2X4PAC^@	Pneumatic X-base, casters, for 24" round top (22" x 22" spread)	\$1,637
L2X4PBC^@	Pneumatic X-base, casters, for 30-36" round or 24-30" sq top (26" x 26" spread)	\$1,719
L2X4PCC^@	Pneumatic X-base, casters, for 42" round or 36" sq top (32" x 32" spread)	\$1,747
L2X4PDC^@	Pneumatic X-base, casters, for 48" round or 42" sq top (38" x 38" spread)	\$1,766

Tip: Adjustment range is 27" - 45" (including top).

Tip: Pneumatic bases only available in Black or Silver.



Impression 4-Post X-Base with Casters

LXPEC?^@	4-Post X-base, casters, for 54"-84" round top (48" x 48" spread)	\$1,754
----------	--	---------

COORDINATING FURNITURE

See pages 242, 254-263
for coordinating
Impression furniture.

TOPS

BASES

POWER
DATASUPPORT
FURNITURE

ACCESSORIES

TABLES STEP 2 - IMPRESSION

Part Number Description List Price (US\$)

**Impression X-Bases with Power/Data Top Plate and Levelers**

LX3PA^	X-base w/ P/D Top Plate, levelers, for 24" round top (22" x 22" spread)	\$996
LX3PB^	X-base w/ P/D Top Plate, levelers, for 30-36" round or 24-30" sq top (26" x 26" spread)	\$1,008
LX3PC^	X-base w/ P/D Top Plate, levelers, for 42" round or 36" sq top (32" x 32" spread)	\$1,134
LX3PD^	X-base w/ P/D Top Plate, levelers, for 48" round or 42" sq top (38" x 38" spread)	\$1,100

Tip: Includes hole in bottom of leg for cable management and special top plate that allows room for power/data in center of top.

Tip: Top plate can accommodate the Ellora B, Axil, and Single-Sided Ellora power data units.

Impression X-Bases with Power/Data Top Plate and Levelers - Bar Height

LX3PBBA^	X-base w/ P/D Top Plate, bar height, levelers, for 24" round top (22" x 22" spread)	\$1,066
LX3PBBA^	X-base w/ P/D Top Plate, bar height, levelers, for 30-36" round or 24-30" sq top (26" x 26" spread)	\$1,100
LX3PBBC^	X-base w/ P/D Top Plate, bar height, levelers, for 42" round or 36" sq top (32" x 32" spread)	\$1,111
LX3PBBD^	X-base w/ P/D Top Plate, bar height, levelers, for 48" round or 42" sq top (38" x 38" spread)	\$1,136

Tip: Includes hole in bottom of leg for cable management and special top plate that allows room for power/data in center of top.

Tip: Top plate can accommodate the Ellora B, Axil, and Single-Sided Ellora power data units.

**Impression X-Bases with Power/Data Top Plate and Casters**

LX3PAC^@	X-base w/ P/D Top Plate, casters, for 24" round top (22" x 22" spread)	\$1,135
LX3PBC^@	X-base w/ P/D Top Plate, casters, for 30-36" round or 24-30" sq top (26" x 26" spread)	\$1,155
LX3PCC^@	X-base w/ P/D Top Plate, casters, for 42" round or 36" sq top (32" x 32" spread)	\$1,271
LX3PDC^@	X-base w/ P/D Top Plate, casters, for 48" round or 42" sq top (38" x 38" spread)	\$1,278

Tip: Includes hole in bottom of leg for cable management and special top plate that allows room for power/data in center of top.

Tip: Top plate can accommodate the Ellora B, Axil, and Single-Sided Ellora power data units.

**Impression Flip X-Bases on Casters**

LXPAAC^@	Flip X-base, casters, for 24" round top (22" x 22" spread)	\$1,337
LXPABC^@	Flip X-base, casters, for 30-36" round or 24-30" sq top (26" x 26" spread)	\$1,355
LXPACC^@	Flip X-base, casters, for 42" round or 36" sq top (32" x 32" spread)	\$1,460
LXPADC^@	Flip X-base, casters, for 48" round or 42" sq top (38" x 38" spread)	\$1,477

Kinsey Dining Table Bases

STEP 1

(^) Paint Suffix List

A Polished Aluminum	no charge
G Storm	+\$125
R Black	+\$125
S Silver	+\$125
T Medium Tone	+\$125
W Arctic White	+\$125
Z Other (call for quote)	TBD







Tip: Some Steelcase, Miller/Knoll, Haworth, and Allsteel paints are available for \$1000 list fee per order. Call/email for availability of specific colors. Additional custom paints (e.g. Tiger Dry Lac) must be quoted through designteam@enwork.com.

Product Specifications:

- > Standard in polished aluminum. Painted bases available for an upcharge.
- > Ships unassembled. Installation requires one bolt for column to base and three bolts for top plate to column.
- > Includes levelers.
- > Tops sold separately.

Ordering Information:

> **A freight fee of \$150 net is assessed on orders less than \$1500 net. See page 13.**

Part Number	Description	List Price (US\$)
Dining Table Bases - Standard 29"H		
 KB29A^	Dining Table X-Base for 30"-36" round and 24"-30" square tops (26"x26" spread)	\$492
 KB29B^	Dining Table X-Base for 42" round and 36" square tops (32"x32" spread)	\$597
Dining Table Bases - Counter 36"H		
 KB36A^	Dining Table X-Base for 30" round and 24" square tops (26"x26" spread)	\$508
 KB36B^	Dining Table X-Base for 36" round and 30" square tops (32"x32" spread)	\$613
Dining Table Bases - Bar 42"H		
 KB42A^	Dining Table X-Base for 30" round and 24" square tops (26"x26" spread)	\$526
 KB42B^	Dining Table X-Base for 36" round and 30" square tops (32"x32" spread)	\$632

TOPS

BASES

POWER
DATA

SUPPORT
FURNITURE

ACCESSORIES

TABLES STEP 2 - KINSEY

Notes

Landing Team Table (Complete Table)

STEP 1

(%) Finish & Edge Suffix List

- A Laminate w/ 3mm Edge
- M Wilsonart Designer White Solid Surface 1-1/4 Flat edge
- J Cambria Quartz 1-1/8" Eased Edge

Tip: Solid surface and quartz options apply to top only. Laminate options must still be selected in Steps 5 and 6.

Tip: Quartz patterns on multi-piece tops do not align.

STEP 2

(&) Table Height Suffix List

- S Seated Height (29"H) no charge
- C Counter Height (36"H) on 24" - 36"D Tables +\$70
- C Counter Height (36"H) on 42" - 60"D Tables +\$100
- B Bar Height (42"H) on 24" - 36"D Tables +\$300
- B Bar Height (42"H) on 42" - 60"D Tables +\$500

STEP 3

(*) Footer Bar Suffix List (Specified Separately)

- N No Pilot Holes for Footer Bar no charge
- Y Pilot Holes for Footer Bar no charge

**For 24"D tables, choose N - No footer bar.

STEP 4

(^) Cable Management Suffix List (24"D Only)

- N No Cable Management no charge
- G Grommet (one, center rear) +\$19
- U Power/Data Cut-out (one, center rear) +\$37
- X Other TBD

(^) Cable Management Suffix List (30"-60"D)

- N No Cable Management no charge
- Q Grommet (one, center) +\$19
- K One Power/Data Cutout, Centered +\$37
- C Two Power/Data Cutouts +\$74
- S Through Access (for Satellite Power) +\$74
- X Other TBD

STEP 5 - Outside Shell

(#) Laminate Suffix List:

- 2 Formica Pecan Walnut (6996-26)
- 3 Formica Millennium Oak (5887-26)
- 4 Formica Scandi Rift Oak (8677-26)
- 5 Formica Pale Brushstroke (6997-58)
- 6 Formica Storm (912-58)
- A Formica Chelsea Maple (9238-58)
- E Formica Zen Grey (9243-58)
- F Formica Black (909-58)
- G Formica Graphite (837-58)
- H Formica Ceruse Gray Walnut (6994-26)
- K Formica Aged Ash (8844-WR)
- L Formica Formal Walnut (5782-NG)
- M Formica Classic White (9244-58)
- Q Formica Inked Oak (5792-PG)
- W Formica Brite White (459-58)
- X Formica Non-Premium (58,43, MC, SP, and NT finishes), Formica Premium (WR, 42, 77, 46, RD), Wilsonart Non-Premium (-38, -60), and Wilsonart Premium (-07, -12, -18, -28, -52, -78)

Wilsonart virtual design library Y series laminates, Wilsonart Solicor, and Formica ColorCore2 are not included in the above upcharges.

For pricing, contact designteam@enwork.com

STEP 6 - Inner Shell

(#) Laminate Suffix List

Choose from Laminates listed in Step 5.

STEP 7 - Quartz Tops

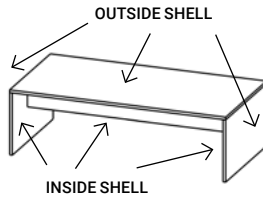
(#) Cambria Quartz Suffix List:

- E Berwyn no charge
- J Swanbridge no charge
- K Whitehall no charge
- L Carrick no charge
- M Buxton no charge
- P Portrush (Luxury) +25%
- Q Torquay no charge

For pricing, other finishes and colors available, contact designteam@enwork.com

Product Specifications:

- > Double support panels (12"H) run the entire length of the top to hide power data units and cables. 24"D tables have single support panel(s) set off-center (flush with the back edge) beneath the table.
- > For 24"D tables, cable management options G, K, and C will be located center rear on the table.
- > Tables with quartz and solid surface tops come with wire chase for structural support.
- > Solid surface and quartz not available on 24"D or 30"D tables.
- > Solid surface and quartz options apply to top only. Laminate options must still be selected in Steps 5 and 6.
- > Tables 108" and longer have a center panel.
- > Part number includes entire table (ie. top, sides, and structure).
- > Optional footer bars are 7" from the ground.
- > Great care is taken on 2-piece tops to match laminate wood grains as close as possible given the limitations of pattern, shape, laminate repeatability, and manufacturing tolerances.



STANDARD LAMINATE



1-1/4" 3MM EDGE

Top Only

DESIGNER WHITE SOLID SURFACE (WILSONART)



1-1/4" 3MM FLAT EDGE

QUARTZ (CAMBRIA)

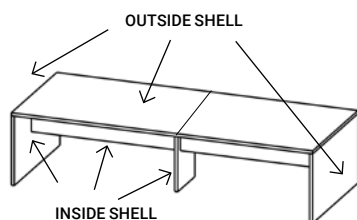





FLAT EDGE

Part Number	Description	Suffix A	Suffix M	Suffix J
Landing Team Tables				
NEL2460%&^^@#	On Levelers, 24"D x 60"W	\$1,094	n/a	n/a
NEL2466%&^^@#	On Levelers, 24"D x 66"W	\$1,174	n/a	n/a
NEL2472%&^^@#	On Levelers, 24"D x 72"W	\$1,174	n/a	n/a
NEL2484%&^^@#	On Levelers, 24"D x 84"W	\$1,340	n/a	n/a
NEL2496%&^^@#	On Levelers, 24"D x 96"W	\$1,340	n/a	n/a
Tip: 24"D tables have single support panel(s) set off-center (flush with the back edge) beneath the table.				
NEL3060%&^^@#	On Levelers, 30"D x 60"W	\$1,497	n/a	n/a
NEL3066%&^^@#	On Levelers, 30"D x 66"W	\$1,587	n/a	n/a
NEL3072%&^^@#	On Levelers, 30"D x 72"W	\$1,587	n/a	n/a
NEL3084%&^^@#	On Levelers, 30"D x 84"W	\$1,918	n/a	n/a
NEL3096%&^^@#	On Levelers, 30"D x 96"W	\$1,918	n/a	n/a
NEL3660%&^^@#?	On Levelers, 36"D x 60"W	\$1,672	\$10,906	\$19,305
NEL3666%&^^@#?	On Levelers, 36"D x 66"W	\$1,821	\$11,977	\$21,079
NEL3672%&^^@#?	On Levelers, 36"D x 72"W	\$1,821	\$12,898	\$22,693
NEL3684%&^^@#?	On Levelers, 36"D x 84"W	\$2,127	\$15,057	\$26,251
NEL3696%&^^@#?	On Levelers, 36"D x 96"W	\$2,127	\$16,901	\$29,479
NEL4260%&^^@#?	On Levelers, 42"D x 60"W	\$1,989	\$12,032	\$22,305
NEL4266%&^^@#?	On Levelers, 42"D x 66"W	\$2,253	\$13,302	\$24,460
NEL4272%&^^@#?	On Levelers, 42"D x 72"W	\$2,253	\$14,300	\$26,343
NEL4284%&^^@#?	On Levelers, 42"D x 84"W	\$2,613	\$16,674	\$30,490
NEL4296%&^^@#?	On Levelers, 42"D x 96"W	\$2,613	\$18,679	\$34,256
NEL4860%&^^@#?	On Levelers, 48"D x 60"W	\$1,989	\$12,839	\$24,994
NEL4866%&^^@#?	On Levelers, 48"D x 66"W	\$2,253	\$14,186	\$27,419
NEL4872%&^^@#?	On Levelers, 48"D x 72"W	\$2,253	\$15,269	\$29,571
NEL4884%&^^@#?	On Levelers, 48"D x 84"W	\$2,613	\$17,804	\$34,256
NEL4896%&^^@#?	On Levelers, 48"D x 96"W	\$2,613	\$19,970	\$38,561
NEL5460%&^^@#?	On Levelers, 54"D x 60"W	\$2,417	\$14,074	\$28,101
NEL5466%&^^@#?	On Levelers, 54"D x 66"W	\$2,628	\$15,455	\$30,743
NEL5472%&^^@#?	On Levelers, 54"D x 72"W	\$2,628	\$16,614	\$33,163
NEL5484%&^^@#?	On Levelers, 54"D x 84"W	\$3,025	\$19,346	\$38,424
NEL5496%&^^@#?	On Levelers, 54"D x 96"W	\$3,025	\$21,675	\$43,267
NEL6060%&^^@#?	On Levelers, 60"D x 60"W	\$2,417	\$14,901	\$30,792
NEL6066%&^^@#?	On Levelers, 60"D x 66"W	\$2,628	\$16,339	\$33,702
NEL6072%&^^@#?	On Levelers, 60"D x 72"W	\$2,628	\$17,583	\$36,392
NEL6084%&^^@#?	On Levelers, 60"D x 84"W	\$3,025	\$20,477	\$42,191
NEL6096%&^^@#?	On Levelers, 60"D x 96"W	\$3,025	\$22,967	\$47,572

Ordering Information:

- > Glass can be ordered separately See page 152.
- > Footer Bar and wire chase not available on 24"D. Contact designteam@enwork.com for special.
- > Footer Bar specified separately See page 150.
- > Outside shell for tables with laminate tops includes the outside of the uprights and the top. Outside shell for tables with solid surface and quartz tops includes the outside of the uprights only. Inside shell for all tables includes the inside of the uprights, the support panels that run the length of the top, and a center panel if applicable.
- > Ships unassembled.
- > **A freight fee of \$150 net is assessed on orders less than \$1500 net. See page 13.**



STANDARD LAMINATE	Top Only	
	DESIGNER WHITE SOLID SURFACE (WILSONART)	QUARTZ (CAMBRIA)
		
1-1/4" 3MM EDGE	1-1/4" 3MM FLAT EDGE	FLAT EDGE
Suffix A	Suffix M	Suffix J

Part Number	Description	Suffix A	Suffix M	Suffix J
Landing Team Tables				
NEL24108%&*&#	On Levelers, 24"D x 108"W (2 piece)	\$1,864	n/a	n/a
NEL24120%&*&#	On Levelers, 24"D x 120"W (2 piece)	\$1,864	n/a	n/a
NEL24132%&*&#	On Levelers, 24"D x 132"W (2 piece)	\$2,091	n/a	n/a
NEL24144%&*&#	On Levelers, 24"D x 144"W (2 piece)	\$2,091	n/a	n/a
Tip: 24"D tables have single support panel(s) set off-center (flush with the back edge) beneath the table.				
NEL30108%&*&#	On Levelers, 30"D x 108"W (2 piece)	\$2,637	n/a	n/a
NEL30120%&*&#	On Levelers, 30"D x 120"W (2 piece)	\$2,637	n/a	n/a
NEL30132%&*&#	On Levelers, 30"D x 132"W (2 piece)	\$2,899	n/a	n/a
NEL30144%&*&#	On Levelers, 30"D x 144"W (2 piece)	\$2,899	n/a	n/a
NEL36108%&*&#?	On Levelers, 36"D x 108"W (2 piece)	\$3,271	\$20,742	\$33,853
NEL36120%&*&#?	On Levelers, 36"D x 120"W (2 piece)	\$3,271	\$22,595	\$37,080
NEL36132%&*&#?	On Levelers, 36"D x 132"W (2 piece)	\$3,561	\$24,729	\$40,622
NEL36144%&*&#?	On Levelers, 36"D x 144"W (2 piece)	\$3,561	\$26,573	\$43,850
NEL42108%&*&#?	On Levelers, 42"D x 108"W (2 piece)	\$3,697	\$22,766	\$39,110
NEL42120%&*&#?	On Levelers, 42"D x 120"W (2 piece)	\$3,697	\$24,779	\$42,876
NEL42132%&*&#?	On Levelers, 42"D x 132"W (2 piece)	\$4,032	\$27,119	\$46,998
NEL42144%&*&#?	On Levelers, 42"D x 144"W (2 piece)	\$4,032	\$29,124	\$50,765
NEL48108%&*&#?	On Levelers, 48"D x 108"W (2 piece)	\$3,833	\$24,362	\$43,952
NEL48120%&*&#?	On Levelers, 48"D x 120"W (2 piece)	\$3,833	\$26,537	\$48,256
NEL48132%&*&#?	On Levelers, 48"D x 132"W (2 piece)	\$4,061	\$29,038	\$52,917
NEL48144%&*&#?	On Levelers, 48"D x 144"W (2 piece)	\$4,061	\$31,204	\$57,221
NEL54108%&*&#?	On Levelers, 54"D x 108"W (2 piece)	\$4,152	\$26,412	\$49,236
NEL54120%&*&#?	On Levelers, 54"D x 120"W (2 piece)	\$4,152	\$28,750	\$54,079
NEL54132%&*&#?	On Levelers, 54"D x 132"W (2 piece)	\$4,549	\$31,475	\$59,340
NEL54144%&*&#?	On Levelers, 54"D x 144"W (2 piece)	\$4,549	\$33,802	\$64,182
NEL60108%&*&#?	On Levelers, 60"D x 108"W (2 piece)	\$4,152	\$28,008	\$54,079
NEL60120%&*&#?	On Levelers, 60"D x 120"W (2 piece)	\$4,152	\$30,508	\$59,460
NEL60132%&*&#?	On Levelers, 60"D x 132"W (2 piece)	\$4,549	\$33,395	\$65,258
NEL60144%&*&#?	On Levelers, 60"D x 144"W (2 piece)	\$4,549	\$35,883	\$70,640

TOPS

BASES

POWER
DATASUPPORT
FURNITURE

ACCESSORIES

TABLES STEP 2 - LANDING

Landing Accessories

STEP 1 - Wire Chase Only

(#) Laminate Suffix List:

- 2 Formica Pecan Walnut (6996-26)
- 3 Formica Millennium Oak (5887-26)
- 4 Formica Scandi Rift Oak (8677-26)
- 5 Formica Pale Brushstroke (6997-58)
- 6 Formica Storm (912-58)
- A Formica Chelsea Maple (9238-58)
- E Formica Zen Grey (9243-58)
- F Formica Black (909-58)
- G Formica Graphite (837-58)
- H Formica Ceruse Gray Walnut (6994-26)
- K Formica Aged Ash (8844-WR)
- L Formica Formal Walnut (5782-NG)
- M Formica Classic White (9244-58)
- Q Formica Inked Oak (5792-PG)
- W Formica Brite White (459-58)
- X Formica Non-Premium (58, 43, MC, SP, and NT finishes), Formica Premium (WR, 42, 77, 46, RD), Wilsonart Non-Premium (-38, -60), and Wilsonart Premium (-07, -12, -18, -28, -52, -78) +\$60

Wilsonart virtual design library Y series laminates, Wilsonart Solicor, and Formica ColorCore2 are not included in the above upcharges.

For pricing, contact designteam@enwork.com

STEP 1 - Footer Bar Kits Only

(^) Paint Suffix List

- G Storm
 - R Black
 - S Silver
 - T Medium Tone
 - W Arctic White
 - Z Other
- TBD

Tip: Some Steelcase, Miller/Knoll, Haworth, and Allsteel paints are available for \$1000 list fee per order. Call/email for availability of specific colors. Additional custom paints (e.g. Tiger Dry Lac) must be quoted through designteam@enwork.com.

STEP 1 - Bag Hooks Only

(^) Paint Suffix List

- S Silver
- R Black

Product Specifications:

- > Footer bar and wire chase not available on 24"D Landing Team Tables. Contact designteam@enwork.com for special.
- > Bag hook weight capacity is 35 lbs.

Ordering Information:

- > A freight fee of \$150 net is assessed on orders less than \$1500 net. See page 13.

Part

Number	Description	List Price (US\$)
--------	-------------	-------------------



Landing Wire Chase

NELWC29@	Laminate Wire Chase for 29"H Landing Table, Pkg of 2	\$612
NELWC36@	Laminate Wire Chase for 36"H Landing Table, Pkg of 2	\$642
NELWC42@	Laminate Wire Chase for 42"H Landing Table, Pkg of 2	\$672

Tip: Wire chase included with quartz and solid surface Landing tables.



Landing Footer Bar Kit

NELFB60^	Footer Bar Kit, 60"W Landing Table	\$1,121
NELFB66^	Footer Bar Kit, 66"W Landing Table	\$1,363
NELFB72^	Footer Bar Kit, 72"W Landing Table	\$1,365
NELFB84^	Footer Bar Kit, 84"W Landing Table	\$1,850
NELFB96^	Footer Bar Kit, 96"W Landing Table	\$1,879
NELFB108^	Footer Bar Kit, 108"W Landing Table	\$2,238
NELFB120^	Footer Bar Kit, 120"W Landing Table	\$2,462
NELFB132^	Footer Bar Kit, 132"W Landing Table	\$2,831
NELFB144^	Footer Bar Kit, 144"W Landing Table	\$2,831



Bag Hook

BAGHOOK^	Bag Hook, Pkg 2	\$88
----------	-----------------	------

Tip: Weight capacity of hook is 35 lbs.

TOPS

BASES

POWER
DATA

SUPPORT
FURNITURE

ACCESSORIES

TABLES STEP 2 - LANDING

Notes

Back-Painted Glass for Landing Team Tables

STEP 1

(^) Glass Finish Suffix List

- 7 Gloss Back-Painted Glass
- 8 Frosted Back-Painted Glass

STEP 2

(@) Cable Management Suffix List (24"D)

- N No Cable Management no charge
- G Grommet (one, center rear) +\$19
- U Power/Data cut-out (one, center rear) +\$37
- X Other TBD

(@) Cable Management Suffix List (30"-60"D)

- N No Cable Management no charge
- Q Grommet (one, center) +\$19
- K One Power/Data Cutout, Centered +\$37
- C Two Power/Data Cutouts +\$74
- X Other TBD

STEP 3

(#) Glass Paint Color Suffix List

- W White
- B Black

Product Specifications:

- > Glass sits on the laminate top of Landing Team Table.

Ordering Information:

- > Cable management option on glass must match cable management on Landing Team Table.
- > **A freight fee of \$150 net is assessed on orders less than \$1500 net. See page 13.**

Part Number	Description	GLOSS BACK-PAINTED GLASS	FROSTED BACK-PAINTED GLASS
		Suffix 7	Suffix 8
Back-Painted Glass for Landing Team Tables			
CR2460^@#	Glass top for Landing Team Table, 24"D x 60"W	\$2,316	\$2,908
CR2466^@#	Glass top for Landing Team Table, 24"D x 66"W	\$2,548	\$3,199
CR2472^@#	Glass top for Landing Team Table, 24"D x 72"W	\$2,780	\$3,489
CR2484^@#	Glass top for Landing Team Table, 24"D x 84"W	\$3,242	\$4,071
CR2496^@#	Glass top for Landing Team Table, 24"D x 96"W	\$3,707	\$4,652
CR3060^@#	Glass top for Landing Team Table, 30"D x 60"W	\$2,895	\$3,633
CR3066^@#	Glass top for Landing Team Table, 30"D x 66"W	\$3,184	\$3,999
CR3072^@#	Glass top for Landing Team Table, 30"D x 72"W	\$3,474	\$4,361
CR3084^@#	Glass top for Landing Team Table, 30"D x 84"W	\$4,054	\$5,088
CR3096^@#	Glass top for Landing Team Table, 30"D x 96"W	\$4,633	\$5,805
CR3660^@#	Glass top for Landing Team Table, 36"D x 60"W	\$3,474	\$4,361
CR3666^@#	Glass top for Landing Team Table, 36"D x 66"W	\$3,822	\$4,798
CR3672^@#	Glass top for Landing Team Table, 36"D x 72"W	\$4,170	\$5,233
CR3684^@#	Glass top for Landing Team Table, 36"D x 84"W	\$4,864	\$6,094
CR3696^@#	Glass top for Landing Team Table, 36"D x 96"W	\$5,548	\$6,965
CR4260^@#	Glass top for Landing Team Table, 42"D x 60"W	\$4,054	\$5,089
CR4266^@#	Glass top for Landing Team Table, 42"D x 66"W	\$4,459	\$5,586
CR4272^@#	Glass top for Landing Team Table, 42"D x 72"W	\$4,864	\$6,094
CR4284^@#	Glass top for Landing Team Table, 42"D x 84"W	\$5,664	\$7,110
CR4296^@#	Glass top for Landing Team Table, 42"D x 96"W	\$6,472	\$8,126
CR4860^@#	Glass top for Landing Team Table, 48"D x 60"W	\$4,633	\$5,805
CR4866^@#	Glass top for Landing Team Table, 48"D x 66"W	\$5,095	\$6,385
CR4872^@#	Glass top for Landing Team Table, 48"D x 72"W	\$5,548	\$6,965
CR4884^@#	Glass top for Landing Team Table, 48"D x 84"W	\$6,472	\$8,126
CR4896^@#	Glass top for Landing Team Table, 48"D x 96"W	\$7,398	\$9,287
CR5460^@#	Glass top for Landing Team Table, 54"D x 60"W	\$5,213	\$6,530
CR5466^@#	Glass top for Landing Team Table, 54"D x 66"W	\$5,722	\$7,183
CR5472^@#	Glass top for Landing Team Table, 54"D x 72"W	\$6,559	\$8,408
CR5484^@#	Glass top for Landing Team Table, 54"D x 84"W	\$7,652	\$9,811
CR5496^@#	Glass top for Landing Team Table, 54"D x 96"W	\$8,744	\$11,212
CR6060^@#	Glass top for Landing Team Table, 60"D x 60"W	\$6,072	\$7,786
CR6066^@#	Glass top for Landing Team Table, 60"D x 66"W	\$6,357	\$7,981
CR6072^@#	Glass top for Landing Team Table, 60"D x 72"W	\$7,286	\$9,343
CR6084^@#	Glass top for Landing Team Table, 60"D x 84"W	\$8,502	\$10,899
CR6096^@#	Glass top for Landing Team Table, 60"D x 96"W	\$9,247	\$11,608

Part Number	Description	GLOSS BACK-PAINTED GLASS	FROSTED BACK-PAINTED GLASS
		Suffix 7	Suffix 8
Back-Painted Glass for Landing Team Tables			
CR24108^@#	Glass top for Landing Team Table, 24"D x 108"W (2 piece)	\$4,380	\$5,606
CR24120^@#	Glass top for Landing Team Table, 24"D x 120"W (2 piece)	\$4,867	\$6,228
CR24132^@#	Glass top for Landing Team Table, 24"D x 132"W (2 piece)	\$5,345	\$6,852
CR24144^@#	Glass top for Landing Team Table, 24"D x 144"W (2 piece)	\$5,829	\$7,474
CR30108^@#	Glass top for Landing Team Table, 30"D x 108"W (2 piece)	\$5,466	\$7,007
CR30120^@#	Glass top for Landing Team Table, 30"D x 120"W (2 piece)	\$6,072	\$7,786
CR30132^@#	Glass top for Landing Team Table, 30"D x 132"W (2 piece)	\$6,679	\$8,565
CR30144^@#	Glass top for Landing Team Table, 30"D x 144"W (2 piece)	\$7,286	\$9,343
CR36108^@#	Glass top for Landing Team Table, 36"D x 108"W (2 piece)	\$6,559	\$8,408
CR36120^@#	Glass top for Landing Team Table, 36"D x 120"W (2 piece)	\$7,286	\$9,343
CR36132^@#	Glass top for Landing Team Table, 36"D x 132"W (2 piece)	\$8,016	\$10,278
CR36144^@#	Glass top for Landing Team Table, 36"D x 144"W (2 piece)	\$8,744	\$11,212
CR42108^@#	Glass top for Landing Team Table, 42"D x 108"W (2 piece)	\$7,652	\$9,811
CR42120^@#	Glass top for Landing Team Table, 42"D x 120"W (2 piece)	\$8,502	\$10,899
CR42132^@#	Glass top for Landing Team Table, 42"D x 132"W (2 piece)	\$9,352	\$11,991
CR42144^@#	Glass top for Landing Team Table, 42"D x 144"W (2 piece)	\$10,201	\$13,080
CR48108^@#	Glass top for Landing Team Table, 48"D x 108"W (2 piece)	\$8,323	\$10,447
CR48120^@#	Glass top for Landing Team Table, 48"D x 120"W (2 piece)	\$9,247	\$11,608
CR48132^@#	Glass top for Landing Team Table, 48"D x 132"W (2 piece)	\$10,172	\$12,770
CR48144^@#	Glass top for Landing Team Table, 48"D x 144"W (2 piece)	\$11,095	\$13,930
CR54108^@#	Glass top for Landing Team Table, 54"D x 108"W (2 piece)	\$9,838	\$12,613
CR54120^@#	Glass top for Landing Team Table, 54"D x 120"W (2 piece)	\$10,930	\$14,014
CR54132^@#	Glass top for Landing Team Table, 54"D x 132"W (2 piece)	\$12,023	\$15,416
CR54144^@#	Glass top for Landing Team Table, 54"D x 144"W (2 piece)	\$13,117	\$16,818
CR60108^@#	Glass top for Landing Team Table, 60"D x 108"W (2 piece)	\$10,403	\$13,059
CR60120^@#	Glass top for Landing Team Table, 60"D x 120"W (2 piece)	\$11,559	\$14,510
CR60132^@#	Glass top for Landing Team Table, 60"D x 132"W (2 piece)	\$12,715	\$15,961
CR60144^@#	Glass top for Landing Team Table, 60"D x 144"W (2 piece)	\$13,870	\$17,412

TOPS

BASES

POWER
DATASUPPORT
FURNITURE

ACCESSORIES

TABLES STEP 2 - LANDING

Ligouri Seated Height Conference Bases 36"-60"D

STEP 1

(*) Frame Finish Suffix List

A Polished Aluminum	+ \$900
G Storm	No charge
R Black	No charge
S Silver	No charge
T Medium Tone	No charge
W Arctic White	No charge
X Other (call for quote)	TBD

Tip: Some Steelcase, Miller/Knoll, Haworth, and Allsteel paints are available for \$1000 list fee per order. Call/email for availability of specific colors. Additional custom paints (e.g. Tiger Dry Lac) must be quoted through designteam@enwork.com.

STEP 2

(&) Leg Hardwood and Stain Suffix List

**A Ash - Clear Coat Stain	No charge
B Walnut - Clear Coat Stain	+ \$1,000
C White Oak - Clear Coat Stain	No charge
**D Ash - Dark Brown Stain	+ \$1,000
**E Ash - Light Grey Stain	+ \$1,000
**F Ash - Dark Grey Stain	+ \$1,000
**G Ash - Medium Brown Stain	+ \$1,000
**R Ash - Black Stain	+ \$1,000
W Ash - White Paint	+ \$1,000
**X Ash & White Oak - Stain Match	+ \$2,000
(add a one time \$700 list Stain Match fee)	
Y Walnut - Stain Match (add a	+ \$3,000
one-time time \$700 list Stain Match fee)	

** See page 22 for color and grain variation.

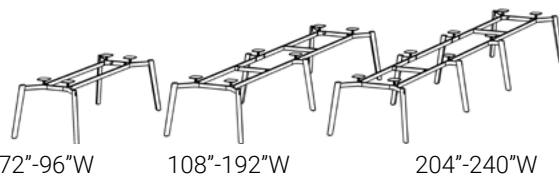
Product Specifications:

- > Overall table height with top is 29.75"H.
- > Legs are solid wood; clear coat, stained or painted with precision aluminum detailing and top trim (finish of aluminum matches frame)
- > Legs are tapered "D" shape. Leg profile dimension 1.75"D x 2.75"W at thickest point (top of leg) (Exception: standing height conference table base legs are 2.25"D x 3"W).
- > Legs ship subassembled, frames ship unassembled.
- > Conference Bases and larger "X" bases create a floating top aesthetic. They include stantions to create a 2.8" gap between top and frame. Touchdown tables, Occasional tables and small "X" bases attach directly to the frame.
- > Base works on rectangle and rounded rectangle top shapes.
- > Frame is aluminum; painted or polished.
- > Bases support laminate and veneer tops only. For glass and 0.25" quartz tops order add-on struts. 0.75" quartz tops are not compatible with Ligouri. See page 157.

Ordering Information:

- > Tops are ordered separately.
- > Vertical cable management and Power/Data under-table covers are ordered separately. See page 157.
- > **A freight fee of \$150 net is assessed on orders less than \$1500 net. See page 13.**

COORDINATING FURNITURE
See pages 245-250, 254-263 for coordinating Ligouri furniture.



Part Number	Description	List Price (US\$)
-------------	-------------	-------------------

Ligouri Seated Height Conference Bases for 36"D Tables

LNRA3672^&	Conference Base, 29"H, for 36"D x 72"W Rect. Top	\$4,745
LNRA3684^&	Conference Base, 29"H, for 36"D x 84"W Rect. Top	\$4,745
LNRA3696^&	Conference Base, 29"H, for 36"D x 96"W Rect. Top	\$4,745

LNRA36108^&	Conference Base, 29"H, for 36"D x 108"W Rect. Top	\$7,329
LNRA36120^&	Conference Base, 29"H, for 36"D x 120"W Rect. Top	\$7,329
LNRA36132^&	Conference Base, 29"H, for 36"D x 132"W Rect. Top	\$7,329
LNRA36144^&	Conference Base, 29"H, for 36"D x 144"W Rect. Top	\$7,329
LNRA36156^&	Conference Base, 29"H, for 36"D x 156"W Rect. Top	\$7,329
LNRA36168^&	Conference Base, 29"H, for 36"D x 168"W Rect. Top	\$7,329
LNRA36180^&	Conference Base, 29"H, for 36"D x 180"W Rect. Top	\$7,329
LNRA36192^&	Conference Base, 29"H, for 36"D x 192"W Rect. Top	\$7,329

LNRA36204^&	Conference Base, 29"H, for 36"D x 204"W Rect. Top	\$9,961
LNRA36216^&	Conference Base, 29"H, for 36"D x 216"W Rect. Top	\$9,961
LNRA36228^&	Conference Base, 29"H, for 36"D x 228"W Rect. Top	\$9,961
LNRA36240^&	Conference Base, 29"H, for 36"D x 240"W Rect. Top	\$9,961

Ligouri Seated Height Conference Bases for 42"D Tables

LNRA4272^&	Conference Base, 29"H, for 42"D x 72"W Rect. Top	\$4,745
LNRA4284^&	Conference Base, 29"H, for 42"D x 84"W Rect. Top	\$4,745
LNRA4296^&	Conference Base, 29"H, for 42"D x 96"W Rect. Top	\$4,745

LNRA42108^&	Conference Base, 29"H, for 42"D x 108"W Rect. Top	\$7,329
LNRA42120^&	Conference Base, 29"H, for 42"D x 120"W Rect. Top	\$7,329
LNRA42132^&	Conference Base, 29"H, for 42"D x 132"W Rect. Top	\$7,329
LNRA42144^&	Conference Base, 29"H, for 42"D x 144"W Rect. Top	\$7,329
LNRA42156^&	Conference Base, 29"H, for 42"D x 156"W Rect. Top	\$7,329
LNRA42168^&	Conference Base, 29"H, for 42"D x 168"W Rect. Top	\$7,329
LNRA42180^&	Conference Base, 29"H, for 42"D x 180"W Rect. Top	\$7,329
LNRA42192^&	Conference Base, 29"H, for 42"D x 192"W Rect. Top	\$7,329

LNRA42204^&	Conference Base, 29"H, for 42"D x 204"W Rect. Top	\$9,961
LNRA42216^&	Conference Base, 29"H, for 42"D x 216"W Rect. Top	\$9,961
LNRA42228^&	Conference Base, 29"H, for 42"D x 228"W Rect. Top	\$9,961
LNRA42240^&	Conference Base, 29"H, for 42"D x 240"W Rect. Top	\$9,961

Part Number	Description	List Price (US\$)
Ligouri Seated Height Conference Bases for 48"D Tables		
LNRA4872^&	Conference Base, 29"H, for 48"D x 72"W Rect. Top	\$4,745
LNRA4884^&	Conference Base, 29"H, for 48"D x 84"W Rect. Top	\$4,745
LNRA4896^&	Conference Base, 29"H, for 48"D x 96"W Rect. Top	\$4,745
LNRA48108^&	Conference Base, 29"H, for 48"D x 108"W Rect. Top	\$7,329
LNRA48120^&	Conference Base, 29"H, for 48"D x 120"W Rect. Top	\$7,329
LNRA48132^&	Conference Base, 29"H, for 48"D x 132"W Rect. Top	\$7,329
LNRA48144^&	Conference Base, 29"H, for 48"D x 144"W Rect. Top	\$7,329
LNRA48156^&	Conference Base, 29"H, for 48"D x 156"W Rect. Top	\$7,329
LNRA48168^&	Conference Base, 29"H, for 48"D x 168"W Rect. Top	\$7,329
LNRA48180^&	Conference Base, 29"H, for 48"D x 180"W Rect. Top	\$7,329
LNRA48192^&	Conference Base, 29"H, for 48"D x 192"W Rect. Top	\$7,329
LNRA48204^&	Conference Base, 29"H, for 48"D x 204"W Rect. Top	\$9,961
LNRA48216^&	Conference Base, 29"H, for 48"D x 216"W Rect. Top	\$9,961
LNRA48228^&	Conference Base, 29"H, for 48"D x 228"W Rect. Top	\$9,961
LNRA48240^&	Conference Base, 29"H, for 48"D x 240"W Rect. Top	\$9,961
Ligouri Seated Height Conference Bases for 54"D Tables		
LNRA5472^&	Conference Base, 29"H, for 54" x 72"W Rect. Top	\$4,745
LNRA5484^&	Conference Base, 29"H, for 54" x 84"W Rect. Top	\$4,745
LNRA5496^&	Conference Base, 29"H, for 54" x 96"W Rect. Top	\$4,745
LNRA54108^&	Conference Base, 29"H, for 54" x 108"W Rect. Top	\$7,329
LNRA54120^&	Conference Base, 29"H, for 54" x 120"W Rect. Top	\$7,329
LNRA54132^&	Conference Base, 29"H, for 54" x 132"W Rect. Top	\$7,329
LNRA54144^&	Conference Base, 29"H, for 54" x 144"W Rect. Top	\$7,329
LNRA54156^&	Conference Base, 29"H, for 54" x 156"W Rect. Top	\$7,329
LNRA54168^&	Conference Base, 29"H, for 54" x 168"W Rect. Top	\$7,329
LNRA54180^&	Conference Base, 29"H, for 54" x 180"W Rect. Top	\$7,329
LNRA54192^&	Conference Base, 29"H, for 54" x 192"W Rect. Top	\$7,329
LNRA54204^&	Conference Base, 29"H, for 54" x 204"W Rect. Top	\$9,961
LNRA54216^&	Conference Base, 29"H, for 54" x 216"W Rect. Top	\$9,961
LNRA54228^&	Conference Base, 29"H, for 54" x 228"W Rect. Top	\$9,961
LNRA54240^&	Conference Base, 29"H, for 54" x 240"W Rect. Top	\$9,961
Ligouri Seated Height Conference Bases for 60"D Tables		
LNRA6072^&	Conference Base, 29"H, for 60" x 72"W Rect. Top	\$4,911
LNRA6084^&	Conference Base, 29"H, for 60" x 84"W Rect. Top	\$4,911
LNRA6096^&	Conference Base, 29"H, for 60" x 96"W Rect. Top	\$4,911
LNRA60108^&	Conference Base, 29"H, for 60" x 108"W Rect. Top	\$7,494
LNRA60120^&	Conference Base, 29"H, for 60" x 120"W Rect. Top	\$7,494
LNRA60132^&	Conference Base, 29"H, for 60" x 132"W Rect. Top	\$7,494
LNRA60144^&	Conference Base, 29"H, for 60" x 144"W Rect. Top	\$7,494
LNRA60156^&	Conference Base, 29"H, for 60" x 156"W Rect. Top	\$7,494
LNRA60168^&	Conference Base, 29"H, for 60" x 168"W Rect. Top	\$7,494
LNRA60180^&	Conference Base, 29"H, for 60" x 180"W Rect. Top	\$7,494
LNRA60192^&	Conference Base, 29"H, for 60" x 192"W Rect. Top	\$7,494
LNRA60204^&	Conference Base, 29"H, for 60" x 204"W Rect. Top	\$10,126
LNRA60216^&	Conference Base, 29"H, for 60" x 216"W Rect. Top	\$10,126
LNRA60228^&	Conference Base, 29"H, for 60" x 228"W Rect. Top	\$10,126
LNRA60240^&	Conference Base, 29"H, for 60" x 240"W Rect. Top	\$10,126

TOPS

BASES

POWER
DATASUPPORT
FURNITURE

ACCESSORIES

TABLES STEP 2 - LIGOURI

Ligouri Seated Height Conference Bases 66"-72"D

COORDINATING FURNITURE
See pages 245-250, 254-263 for coordinating Ligouri furniture.

STEP 1

(^) Frame Finish Suffix List

A	Polished Aluminum	+ \$900
G	Storm	No charge
R	Black	No charge
S	Silver	No charge
T	Medium Tone	No charge
W	Arctic White	No charge
X	Other (call for quote)	TBD

STEP 2

(&) Leg Hardwood and Stain Suffix List

**A	Ash - Clear Coat Stain	No charge
B	Walnut - Clear Coat Stain	+ \$1,000
C	White Oak - Clear Coat Stain	No charge
**D	Ash - Dark Brown Stain	+ \$1,000
**E	Ash - Light Grey Stain	+ \$1,000
**F	Ash - Dark Grey Stain	+ \$1,000
**G	Ash - Medium Brown Stain	+ \$1,000
**R	Ash - Black Stain	+ \$1,000
W	Ash - White Paint	+ \$1,000
**X	Ash & White Oak - Stain Match	+ \$2,000
(add a one time \$700 list Stain Match fee)		
Y	Walnut - Stain Match (add a one-time time \$700 list Stain Match fee)	+ \$3,000

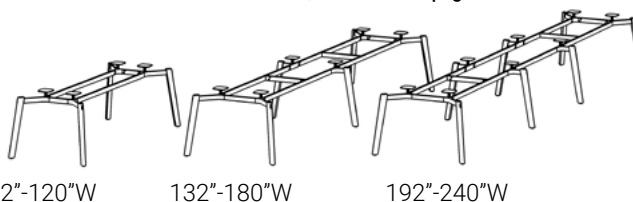
** See page 22 for color and grain variation.

Product Specifications:

- > Overall table height with top is 29.75"H.
- > Legs are solid wood; clear coat, stained or painted with precision aluminum detailing and top trim (finish of aluminum matches frame)
- > Legs are tapered "D" shape. Leg profile dimension 1.75"D x 2.75"W at thickest point (top of leg) (Exception: standing height conference table base legs are 2.25"D x 3"W).
- > Legs ship subassembled, frames ship unassembled.
- > Conference Bases and larger "X" bases create a floating top aesthetic. They include stantions to create a 2.8" gap between top and frame. Touchdown tables, Occasional tables and small "X" bases attach directly to the frame.
- > Base works on rectangle and rounded rectangle top shapes.
- > Frame is aluminum; painted or polished.
- > Bases support laminate and veneer tops only. For glass and 0.25" quartz tops order add-on struts. 0.75" quartz tops are not compatible with Ligouri. See page 157.

Ordering Information:

- > Tops are ordered separately.
- > Vertical cable management and Power/Data under-table covers are ordered separately. See page 157.
- > **A freight fee of \$150 net is assessed on orders less than \$1500 net. See page 13.**



Part Number	Description	List Price (US\$)
-------------	-------------	-------------------

Ligouri Seated Height Conference Bases for 66"D Tables

LNRA6672^&	Conference Base, 29"H, for 66"D x 72"W Rect. Top	\$4,911
LNRA6684^&	Conference Base, 29"H, for 66"D x 84"W Rect. Top	\$4,911
LNRA6696^&	Conference Base, 29"H, for 66"D x 96"W Rect. Top	\$4,911
LNRA66108^&	Conference Base, 29"H, for 66"D x 108"W Rect. Top	\$7,494
LNRA66120^&	Conference Base, 29"H, for 66"D x 120"W Rect. Top	\$7,494
LNRA66132^&	Conference Base, 29"H, for 66"D x 132"W Rect. Top	\$7,494
LNRA66144^&	Conference Base, 29"H, for 66"D x 144"W Rect. Top	\$7,494
LNRA66156^&	Conference Base, 29"H, for 66"D x 156"W Rect. Top	\$7,494
LNRA66168^&	Conference Base, 29"H, for 66"D x 168"W Rect. Top	\$7,494
LNRA66180^&	Conference Base, 29"H, for 66"D x 180"W Rect. Top	\$7,494
LNRA66192^&	Conference Base, 29"H, for 66"D x 192"W Rect. Top	\$7,494
LNRA66204^&	Conference Base, 29"H, for 66"D x 204"W Rect. Top	\$10,126
LNRA66216^&	Conference Base, 29"H, for 66"D x 216"W Rect. Top	\$10,126
LNRA66228^&	Conference Base, 29"H, for 66"D x 228"W Rect. Top	\$10,126
LNRA66240^&	Conference Base, 29"H, for 66"D x 240"W Rect. Top	\$10,126

Ligouri Seated Height Conference Bases for 72"D Tables

LNRA7272^&	Conference Base, 29"H, for 72"D x 72"W Rect. Top	\$4,911
LNRA7284^&	Conference Base, 29"H, for 72"D x 84"W Rect. Top	\$4,911
LNRA7296^&	Conference Base, 29"H, for 72"D x 96"W Rect. Top	\$4,911
LNRA72108^&	Conference Base, 29"H, for 72"D x 108"W Rect. Top	\$7,494
LNRA72120^&	Conference Base, 29"H, for 72"D x 120"W Rect. Top	\$7,494
LNRA72132^&	Conference Base, 29"H, for 72"D x 132"W Rect. Top	\$7,494
LNRA72144^&	Conference Base, 29"H, for 72"D x 144"W Rect. Top	\$7,494
LNRA72156^&	Conference Base, 29"H, for 72"D x 156"W Rect. Top	\$7,494
LNRA72168^&	Conference Base, 29"H, for 72"D x 168"W Rect. Top	\$7,494
LNRA72180^&	Conference Base, 29"H, for 72"D x 180"W Rect. Top	\$7,494
LNRA72192^&	Conference Base, 29"H, for 72"D x 192"W Rect. Top	\$7,494
LNRA72204^&	Conference Base, 29"H, for 72"D x 204"W Rect. Top	\$10,126
LNRA72216^&	Conference Base, 29"H, for 72"D x 216"W Rect. Top	\$10,126
LNRA72228^&	Conference Base, 29"H, for 72"D x 228"W Rect. Top	\$10,126
LNRA72240^&	Conference Base, 29"H, for 72"D x 240"W Rect. Top	\$10,126

Ligouri Cable Management and Struts

Product Specifications:

- > Steel wire chases for seated height legs are 1.6" x 1.2". Wire chases for standing height legs are 2.1" x 1.2".
- > Hollow legs are tapered "D" shape. Leg profile dimension 1.75"D x 2.75"W at thickest point (top of leg) (Exception: standing height conference table base legs are 2.25"D x 3"W).
- > Steel rectangle leg is 3"x1.5" with an internal dimension of 2-3/4" x 1-5/16".
- > Ligouri legs are 28.5"H. **They are not compatible with other Enwork products.**

Ordering Information:

- > A freight fee of \$150 net is assessed on orders less than \$1500 net. See page 13.

Part Number	Description	List Price (US\$)
Ligouri Vertical Cable Management Solutions		
LNPDC29#	Leg Mounted Steel Wire Chase for Seated Height Leg	\$129
LNPDC42#	Leg Mounted Steel Wire Chase for Standing Height Leg	\$198
	Tip: Use for routing cables down leg	
LNPDL29R&	Hollow Wood Leg for Power/Data, 29"H	\$1,051
LNPDL42R&	Hollow Wood Leg for Power/Data, 42"H	\$1,276
	Tip: Use for routing cables from center of table down to floor box	
LNPDT29#	Steel Rectangle Legs with Power/Data holes, 29"H	\$372
LNPDT42#	Steel Rectangle Legs with Power/Data holes, 42"H	\$527
	Tip: Use for routing cables from center of table down to floor box	
Power/Data Unit Undertable Power/Data Concealing Cover		
LNPDTA	Undertable Cover A, Black	\$309
	Tip: Use on all Enwork power/data units except Oasis, Ellora Deep Well, and Alexander	
LNPDTB	Undertable Cover B (used on 15" Oasis), Black	\$309
	Tip: Use on Oasis 15" power/data units	
Ligouri Add-On Struts for Seated Height Bases		
LNSTR4^	Add-On Struts for Seated Height Bases for 72"W – 96"W Tops, pkg of 4	\$235
LNSTR6^	Add-On Struts for Seated Height Bases for 108"W - 192"W Tops, pkg of 6	\$358
LNSTR8^	Add-On Struts for Seated Height Bases for 204"W-240"W Tops, pkg of 8	\$480
	Tip: Order with seated height bases in order to support glass or 0.25" quartz tops. 0.75" quartz tops are not compatible with Ligouri.	

TOPS

BASES

POWER
DATASUPPORT
FURNITURE

ACCESSORIES

TABLES STEP 2 - LIGOURI

STEP 1

(#) Paint Suffix List (Wire Chase & Steel Legs Only)

G	Storm	
R	Black	
S	Silver	
T	Medium Tone	
W	Arctic White	
X	Other	TBD

Tip: Some Steelcase, Miller/Knoll, Haworth, and Allsteel paints are available for \$1000 list fee per order. Call/email for availability of specific colors Additional custom paints (e.g. Dry Lac) must be must be quoted through designteam@enwork.com.

STEP 1

(&) Leg Hardwood and Stain Suffix List

**A	Ash - Clear Coat Stain	No charge
B	Walnut - Clear Coat Stain	+\$600
C	White Oak - Clear Coat Stain	No charge
**D	Ash - Dark Brown Stain	+\$600
**E	Ash - Light Grey Stain	+\$600
**F	Ash - Dark Grey Stain	+\$600
**G	Ash - Medium Brown Stain	+\$600
**R	Ash - Black Stain	+\$600
W	Ash - White Paint	+\$600
**X	Ash & White Oak - Stain Match	+\$1,200 (add a one time \$700 list Stain Match fee)
Y	Walnut - Stain Match	(add a one-time time \$700 list Stain Match fee) +\$1,800

** See page 22 for color and grain variation.

STEP 1

(*) Paint Suffix List (Struts Only)

A	Polished Aluminum	
G	Storm	
R	Black	
S	Silver	
T	Medium Tone	
W	Arctic White	
X	Other	TBD

Tip: Some Steelcase, Miller/Knoll, Haworth, and Allsteel paints are available for \$500 list fee per order. Call/email for availability of specific colors Additional custom paints (e.g. Dry Lac) must be must be quoted through designteam@enwork.com.

Ligouri Standing Height Conference Bases 42"-60"D

STEP 1

(*) Frame Finish Suffix List

A Polished Aluminum	+ \$900
G Storm	No charge
R Black	No charge
S Silver	No charge
T Medium Tone	No charge
W Arctic White	No charge
X Other (call for quote)	TBD

STEP 2

(&) Leg Hardwood and Stain Suffix List

**A Ash - Clear Coat Stain	No charge
B Walnut - Clear Coat Stain	+ \$1,000
C White Oak - Clear Coat Stain	No charge
**D Ash - Dark Brown Stain	+ \$1,000
**E Ash - Light Grey Stain	+ \$1,000
**F Ash - Dark Grey Stain	+ \$1,000
**G Ash - Medium Brown Stain	+ \$1,000
**R Ash - Black Stain	+ \$1,000
W Ash - White Paint	+ \$1,000
**X Ash & White Oak - Stain Match (add a one time \$700 list Stain Match fee)	+ \$2,000
Y Walnut - Stain Match (add a one-time time \$700 list Stain Match fee)	+ \$3,000

** See page 22 for color and grain variation.

Product Specifications:

- > Overall table height with top is 42"H.
- > Legs are solid wood; clear coat, stained or painted with precision aluminum detailing and top trim (finish of aluminum matches frame)
- > Legs are tapered "D" shape. Leg profile dimension 2.25"D x 3"W at thickest point (top of leg)
- > Legs ship subassembled, frames ship unassembled.
- > Conference Bases and larger "X" bases create a floating top aesthetic. They include stantions to create a 2.8" gap between top and frame. Touchdown tables, Occasional tables and small "X" bases attach directly to the frame.
- > Base works on rectangle and rounded rectangle top shapes.
- > Bases support laminate, veneer, glass, and 0.25" quartz tops. 0.75" quartz tops are not compatible with Ligouri.
- > Frame is aluminum; painted or polished.

Ordering Information:

- > Tops are ordered separately.
- > Vertical cable management and Power/Data under-table covers are ordered separately. See page 157.
- > **A freight fee of \$150 net is assessed on orders less than \$1500 net. See page 13.**



72"-96"W

108"-192"W

204"-240"W

Part Number	Description	List Price (US\$)
-------------	-------------	-------------------

Ligouri Standing Height Conference Bases for 42"D Tables

LNRB4272^&	Conference Base, 42"H, for 42"D x 72"W Rect. Top	\$5,458
LNRB4284^&	Conference Base, 42"H, for 42"D x 84"W Rect. Top	\$5,458
LNRB4296^&	Conference Base, 42"H, for 42"D x 96"W Rect. Top	\$5,458
LNRB42108^&	Conference Base, 42"H, for 42"D x 108"W Rect. Top	\$8,309
LNRB42120^&	Conference Base, 42"H, for 42"D x 120"W Rect. Top	\$8,309
LNRB42132^&	Conference Base, 42"H, for 42"D x 132"W Rect. Top	\$8,309
LNRB42144^&	Conference Base, 42"H, for 42"D x 144"W Rect. Top	\$8,309
LNRB42156^&	Conference Base, 42"H, for 42"D x 156"W Rect. Top	\$8,309
LNRB42168^&	Conference Base, 42"H, for 42"D x 168"W Rect. Top	\$8,309
LNRB42180^&	Conference Base, 42"H, for 42"D x 180"W Rect. Top	\$8,309
LNRB42192^&	Conference Base, 42"H, for 42"D x 192"W Rect. Top	\$8,309
LNRB42204^&	Conference Base, 42"H, for 42"D x 204"W Rect. Top	\$11,342
LNRB42216^&	Conference Base, 42"H, for 42"D x 216"W Rect. Top	\$11,342
LNRB42228^&	Conference Base, 42"H, for 42"D x 228"W Rect. Top	\$11,342
LNRB42240^&	Conference Base, 42"H, for 42"D x 240"W Rect. Top	\$11,342

Ligouri Standing Height Conference Bases for 48"D Tables

LNRB4872^&	Conference Base, 42"H, for 48"D x 72"W Rect. Top	\$5,458
LNRB4884^&	Conference Base, 42"H, for 48"D x 84"W Rect. Top	\$5,458
LNRB4896^&	Conference Base, 42"H, for 48"D x 96"W Rect. Top	\$5,458
LNRB48108^&	Conference Base, 42"H, for 48"D x 108"W Rect. Top	\$8,309
LNRB48120^&	Conference Base, 42"H, for 48"D x 120"W Rect. Top	\$8,309
LNRB48132^&	Conference Base, 42"H, for 48"D x 132"W Rect. Top	\$8,309
LNRB48144^&	Conference Base, 42"H, for 48"D x 144"W Rect. Top	\$8,309
LNRB48156^&	Conference Base, 42"H, for 48"D x 156"W Rect. Top	\$8,309
LNRB48168^&	Conference Base, 42"H, for 48"D x 168"W Rect. Top	\$8,309
LNRB48180^&	Conference Base, 42"H, for 48"D x 180"W Rect. Top	\$8,309
LNRB48192^&	Conference Base, 42"H, for 48"D x 192"W Rect. Top	\$8,309
LNRB48204^&	Conference Base, 42"H, for 48"D x 204"W Rect. Top	\$11,342
LNRB48216^&	Conference Base, 42"H, for 48"D x 216"W Rect. Top	\$11,342
LNRB48228^&	Conference Base, 42"H, for 48"D x 228"W Rect. Top	\$11,342
LNRB48240^&	Conference Base, 42"H, for 48"D x 240"W Rect. Top	\$11,342

COORDINATING FURNITURE

See pages 245-250, 254-263 for coordinating Ligouri furniture.

TOPS

BASES

POWER
DATASUPPORT
FURNITURE

ACCESSORIES

TABLES STEP 2 - LIGOURI

Part Number	Description	List Price (US\$)
Ligouri Standing Height Conference Bases for 54"D Tables		
LNRB5472^&	Conference Base, 42"H, for 54"D x 72"W Rect. Top	\$5,458
LNRB5484^&	Conference Base, 42"H, for 54"D x 84"W Rect. Top	\$5,458
LNRB5496^&	Conference Base, 42"H, for 54"D x 96"W Rect. Top	\$5,458
LNRB54108^&	Conference Base, 42"H, for 54"D x 108"W Rect. Top	\$8,309
LNRB54120^&	Conference Base, 42"H, for 54"D x 120"W Rect. Top	\$8,309
LNRB54132^&	Conference Base, 42"H, for 54"D x 132"W Rect. Top	\$8,309
LNRB54144^&	Conference Base, 42"H, for 54"D x 144"W Rect. Top	\$8,309
LNRB54156^&	Conference Base, 42"H, for 54"D x 156"W Rect. Top	\$8,309
LNRB54168^&	Conference Base, 42"H, for 54"D x 168"W Rect. Top	\$8,309
LNRB54180^&	Conference Base, 42"H, for 54"D x 180"W Rect. Top	\$8,309
LNRB54192^&	Conference Base, 42"H, for 54"D x 192"W Rect. Top	\$8,309
LNRB54204^&	Conference Base, 42"H, for 54"D x 204"W Rect. Top	\$11,342
LNRB54216^&	Conference Base, 42"H, for 54"D x 216"W Rect. Top	\$11,342
LNRB54228^&	Conference Base, 42"H, for 54"D x 228"W Rect. Top	\$11,342
LNRB54240^&	Conference Base, 42"H, for 54"D x 240"W Rect. Top	\$11,342
Ligouri Standing Height Conference Bases for 60"D Tables		
LNRB6072^&	Conference Base, 42"H, for 60"D x 72"W Rect. Top	\$5,623
LNRB6084^&	Conference Base, 42"H, for 60"D x 84"W Rect. Top	\$5,623
LNRB6096^&	Conference Base, 42"H, for 60"D x 96"W Rect. Top	\$5,623
LNRB60108^&	Conference Base, 42"H, for 60"D x 108"W Rect. Top	\$8,475
LNRB60120^&	Conference Base, 42"H, for 60"D x 120"W Rect. Top	\$8,475
LNRB60132^&	Conference Base, 42"H, for 60"D x 132"W Rect. Top	\$8,475
LNRB60144^&	Conference Base, 42"H, for 60"D x 144"W Rect. Top	\$8,475
LNRB60156^&	Conference Base, 42"H, for 60"D x 156"W Rect. Top	\$8,475
LNRB60168^&	Conference Base, 42"H, for 60"D x 168"W Rect. Top	\$8,475
LNRB60180^&	Conference Base, 42"H, for 60"D x 180"W Rect. Top	\$8,475
LNRB60192^&	Conference Base, 42"H, for 60"D x 192"W Rect. Top	\$8,475
LNRB60204^&	Conference Base, 42"H, for 60"D x 204"W Rect. Top	\$11,507
LNRB60216^&	Conference Base, 42"H, for 60"D x 216"W Rect. Top	\$11,507
LNRB60228^&	Conference Base, 42"H, for 60"D x 228"W Rect. Top	\$11,507
LNRB60240^&	Conference Base, 42"H, for 60"D x 240"W Rect. Top	\$11,507

Ligouri Touchdown Table Bases

STEP 1

(*) Frame Finish Suffix List

A	Polished Aluminum	+ \$900
G	Storm	No charge
R	Black	No charge
S	Silver	No charge
T	Medium Tone	No charge
W	Arctic White	No charge
X	Other (call for quote)	TBD

STEP 2

(&) Leg Hardwood and Stain Suffix List

**A	Ash - Clear Coat Stain	No charge
B	Walnut - Clear Coat Stain	+ \$1,000
C	White Oak - Clear Coat Stain	No charge
**D	Ash - Dark Brown Stain	+ \$1,000
**E	Ash - Light Grey Stain	+ \$1,000
**F	Ash - Dark Grey Stain	+ \$1,000
**G	Ash - Medium Brown Stain	+ \$1,000
**R	Ash - Black Stain	+ \$1,000
W	Ash - White Paint	+ \$1,000
**X	Ash & White Oak - Stain Match (add a one time \$700 list Stain Match fee)	+ \$2,000
Y	Walnut - Stain Match (add a one-time time \$700 list Stain Match fee)	+ \$3,000

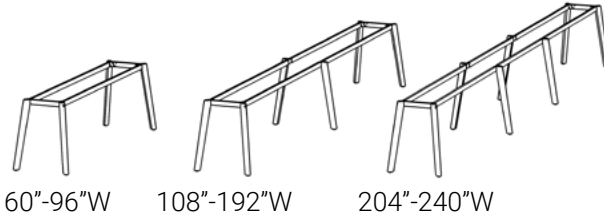
** See page 22 for color and grain variation.

Product Specifications:

- > Overall table height with top is 29.75"H for seated height and 42"H for standing height.
- > Legs are solid wood; clear coat, stained or painted with precision aluminum detailing and top trim (finish of aluminum matches frame)
- > Legs are tapered "D" shape. Leg profile dimension 1.75"D x 2.75"W at thickest point (top of leg)
- > Legs ship subassembled, frames ship unassembled.
- > Conference Bases and larger "X" bases create a floating top aesthetic. They include stantions to create a 2.8" gap between top and frame. Touchdown tables, Occasional tables and small "X" bases attach directly to the frame.
- > Base works on rectangle and rounded rectangle top shapes.
- > Frame is aluminum; painted or polished.

Ordering Information:

- > Tops are ordered separately.
- > Vertical cable management and Power/Data under-table covers are ordered seperately. See page 157.
- > **A freight fee of \$150 net is assessed on orders less than \$1500 net. See page 13.**



Part Number	Description	List Price (US\$)
-------------	-------------	-------------------

Ligouri Seated Height Touchdown Bases for 24"D Tables

LNRA2460^&	Touchdown Base, 29"H, for 24"D x 60"W Rect. Top	\$3,893
LNRA2472^&	Touchdown Base, 29"H, for 24"D x 72"W Rect. Top	\$3,893
LNRA2484^&	Touchdown Base, 29"H, for 24"D x 84"W Rect. Top	\$3,893
LNRA2496^&	Touchdown Base, 29"H, for 24"D x 96"W Rect. Top	\$3,893

LNRA24108^&	Touchdown Base, 29"H, for 24"D x 108"W Rect. Top	\$5,762
LNRA24120^&	Touchdown Base, 29"H, for 24"D x 120"W Rect. Top	\$5,762
LNRA24132^&	Touchdown Base, 29"H, for 24"D x 132"W Rect. Top	\$5,762
LNRA24144^&	Touchdown Base, 29"H, for 24"D x 144"W Rect. Top	\$5,762
LNRA24156^&	Touchdown Base, 29"H, for 24"D x 156"W Rect. Top	\$5,762
LNRA24168^&	Touchdown Base, 29"H, for 24"D x 168"W Rect. Top	\$5,762
LNRA24180^&	Touchdown Base, 29"H, for 24"D x 180"W Rect. Top	\$5,762
LNRA24192^&	Touchdown Base, 29"H, for 24"D x 192"W Rect. Top	\$5,762

LNRA24204^&	Touchdown Base, 29"H, for 24"D x 204"W Rect. Top	\$8,016
LNRA24216^&	Touchdown Base, 29"H, for 24"D x 216"W Rect. Top	\$8,016
LNRA24228^&	Touchdown Base, 29"H, for 24"D x 228"W Rect. Top	\$8,016
LNRA24240^&	Touchdown Base, 29"H, for 24"D x 240"W Rect. Top	\$8,016

Ligouri Seated Height Touchdown Bases for 30"D Tables

LNRA3060^&	Touchdown Base, 29"H, for 30"D x 60"W Rect. Top	\$3,893
LNRA3072^&	Touchdown Base, 29"H, for 30"D x 72"W Rect. Top	\$3,893
LNRA3084^&	Touchdown Base, 29"H, for 30"D x 84"W Rect. Top	\$3,893
LNRA3096^&	Touchdown Base, 29"H, for 30"D x 96"W Rect. Top	\$3,893

LNRA30108^&	Touchdown Base, 29"H, for 30"D x 108"W Rect. Top	\$5,762
LNRA30120^&	Touchdown Base, 29"H, for 30"D x 120"W Rect. Top	\$5,762
LNRA30132^&	Touchdown Base, 29"H, for 30"D x 132"W Rect. Top	\$5,762
LNRA30144^&	Touchdown Base, 29"H, for 30"D x 144"W Rect. Top	\$5,762
LNRA30156^&	Touchdown Base, 29"H, for 30"D x 156"W Rect. Top	\$5,762
LNRA30168^&	Touchdown Base, 29"H, for 30"D x 168"W Rect. Top	\$5,762
LNRA30180^&	Touchdown Base, 29"H, for 30"D x 180"W Rect. Top	\$5,762
LNRA30192^&	Touchdown Base, 29"H, for 30"D x 192"W Rect. Top	\$5,762

LNRA30204^&	Touchdown Base, 29"H, for 30"D x 204"W Rect. Top	\$8,016
LNRA30216^&	Touchdown Base, 29"H, for 30"D x 216"W Rect. Top	\$8,016
LNRA30228^&	Touchdown Base, 29"H, for 30"D x 228"W Rect. Top	\$8,016
LNRA30240^&	Touchdown Base, 29"H, for 30"D x 240"W Rect. Top	\$8,016

COORDINATING FURNITURE

See pages 245-250, 254-263 for coordinating Ligouri furniture.

TOPS

BASES

POWER DATA

SUPPORT FURNITURE

ACCESSORIES

TABLES STEP 2 - LIGOURI



60"-96"W 108"-192"W 204"-240"W

Part Number	Description	List Price (US\$)
Ligouri Standing Height Touchdown Bases for 24"D Tables		
LNRB2460^&	Touchdown Base, 42"H, for 24"D x 60"W Rect. Top	\$4,226
LNRB2472^&	Touchdown Base, 42"H, for 24"D x 72"W Rect. Top	\$4,226
LNRB2484^&	Touchdown Base, 42"H, for 24"D x 84"W Rect. Top	\$4,226
LNRB2496^&	Touchdown Base, 42"H, for 24"D x 96"W Rect. Top	\$4,226
LNRB24108^&	Touchdown Base, 42"H, for 24"D x 108"W Rect. Top	\$6,250
LNRB24120^&	Touchdown Base, 42"H, for 24"D x 120"W Rect. Top	\$6,250
LNRB24132^&	Touchdown Base, 42"H, for 24"D x 132"W Rect. Top	\$6,250
LNRB24144^&	Touchdown Base, 42"H, for 24"D x 144"W Rect. Top	\$6,250
LNRB24156^&	Touchdown Base, 42"H, for 24"D x 156"W Rect. Top	\$6,250
LNRB24168^&	Touchdown Base, 42"H, for 24"D x 168"W Rect. Top	\$6,250
LNRB24180^&	Touchdown Base, 42"H, for 24"D x 180"W Rect. Top	\$6,250
LNRB24192^&	Touchdown Base, 42"H, for 24"D x 192"W Rect. Top	\$6,250
LNRB24204^&	Touchdown Base, 42"H, for 24"D x 204"W Rect. Top	\$8,605
LNRB24216^&	Touchdown Base, 42"H, for 24"D x 216"W Rect. Top	\$8,605
LNRB24228^&	Touchdown Base, 42"H, for 24"D x 228"W Rect. Top	\$8,605
LNRB24240^&	Touchdown Base, 42"H, for 24"D x 240"W Rect. Top	\$8,605
Ligouri Standing Height Touchdown Bases for 30"D Tables		
LNRB3060^&	Touchdown Base, 42"H, for 30"D x 60"W Rect. Top	\$4,226
LNRB3072^&	Touchdown Base, 42"H, for 30"D x 72"W Rect. Top	\$4,226
LNRB3084^&	Touchdown Base, 42"H, for 30"D x 84"W Rect. Top	\$4,226
LNRB3096^&	Touchdown Base, 42"H, for 30"D x 96"W Rect. Top	\$4,226
LNRB30108^&	Touchdown Base, 42"H, for 30"D x 108"W Rect. Top	\$6,250
LNRB30120^&	Touchdown Base, 42"H, for 30"D x 120"W Rect. Top	\$6,250
LNRB30132^&	Touchdown Base, 42"H, for 30"D x 132"W Rect. Top	\$6,250
LNRB30144^&	Touchdown Base, 42"H, for 30"D x 144"W Rect. Top	\$6,250
LNRB30156^&	Touchdown Base, 42"H, for 30"D x 156"W Rect. Top	\$6,250
LNRB30168^&	Touchdown Base, 42"H, for 30"D x 168"W Rect. Top	\$6,250
LNRB30180^&	Touchdown Base, 42"H, for 30"D x 180"W Rect. Top	\$6,250
LNRB30192^&	Touchdown Base, 42"H, for 30"D x 192"W Rect. Top	\$6,250
LNRB30204^&	Touchdown Base, 42"H, for 30"D x 204"W Rect. Top	\$8,605
LNRB30216^&	Touchdown Base, 42"H, for 30"D x 216"W Rect. Top	\$8,605
LNRB30228^&	Touchdown Base, 42"H, for 30"D x 228"W Rect. Top	\$8,605
LNRB30240^&	Touchdown Base, 42"H, for 30"D x 240"W Rect. Top	\$8,605

Ligouri X Bases

STEP 1

(^) Frame Finish Suffix List

A	Polished Aluminum	+ \$250
G	Storm	No charge
R	Black	No charge
S	Silver	No charge
T	Medium Tone	No charge
W	Arctic White	No charge
X	Other (call for quote)	TBD

STEP 2

(&) Leg Hardwood and Stain Suffix List

**A	Ash - Clear Coat Stain	No charge
B	Walnut - Clear Coat Stain	+ \$1,000
C	White Oak - Clear Coat Stain	No charge
**D	Ash - Dark Brown Stain	+ \$1,000
**E	Ash - Light Grey Stain	+ \$1,000
**F	Ash - Dark Grey Stain	+ \$1,000
**G	Ash - Medium Brown Stain	+ \$1,000
**R	Ash - Black Stain	+ \$1,000
W	Ash - White Paint	+ \$1,000
**X	Ash & White Oak - Stain Match (add a one time \$700 list Stain Match fee)	+ \$2,000
Y	Walnut - Stain Match (add a one-time time \$700 list Stain Match fee)	+ \$3,000

** See page 22 for color and grain variation.

COORDINATING FURNITURE

See pages 245-250, 254-263 for coordinating Ligouri furniture.

Product Specifications:

- > Overall table height with top is 29.75"H.
- > Legs are solid wood; clear coat, stained or painted with precision aluminum detailing and top trim (finish of aluminum matches frame)
- > Legs are tapered "D" shape. Leg profile dimension 1.75"D x 2.75"W at thickest point (top of leg)
- > Legs ship subassembled, frames ship unassembled.
- > Conference Bases and larger "X" bases create a floating top aesthetic. They include stantions to create a 2.8" gap between top and frame. Touchdown tables, Occasional tables and small "X" bases attach directly to the frame.
- > Base works on rectangle and rounded rectangle top shapes.
- > Frame is aluminum; painted or polished.

Ordering Information:

- > Tops are ordered separately.
- > Vertical cable management and Power/Data under-table covers are ordered separately. See page 157.
- > **A freight fee of \$150 net is assessed on orders less than \$1500 net. See page 13.**

Part Number	Description	List Price (US\$)
-------------	-------------	-------------------



Ligouri Seated Height 4-Post X-Bases for Small Rounds

LNXA30^&	4-Post X-Base, for 30" Round	\$3,761
LNXA36^&	4-Post X-Base, for 36" Round	\$3,761
LNXA42^&	4-Post X-Base, for 42" Round and 30" Square Tops	\$3,761

Tip: Top attaches directly to frame. It does not float over frame on stantions.



Ligouri Seated Height 4-Post X-Bases for Medium-Large Rounds

LNXA48^&	4-Post X-Base, for 48" Round and 36" Square Tops	\$4,585
LNXA54^&	4-Post X-Base, for 54" Round and 42" Square Tops	\$4,585
LNXA60^&	4-Post X-Base, for 60" Round and 48" Square Tops	\$4,585
LNXA66^&	4-Post X-Base, for 66" Round and 54" Square Tops	\$4,585
LNXA72^&	4-Post X-Base, for 72" Round Top and 60" Square Tops	\$4,585
LNXA84^&	4-Post X-Base, for 84" Round Top	\$4,585

Tip: Top floats over frame on stantions.



Ligouri Standing Height 4-Post X-Bases for Small Rounds

LNXB30^&	4-Post X-Base, for 30" Round	\$4,083
LNXB36^&	4-Post X-Base, for 36" Round	\$4,083
LNXB42^&	4-Post X-Base, for 42" Round and 30" Square Tops	\$4,083

Tip: Top attaches directly to frame. It does not float over frame on stantions.



Ligouri Standing Height 4-Post X-Bases for Medium-Large Rounds

LNXB48^&	4-Post X-Base, for 48" Round and 36" Square Tops	\$5,458
LNXB54^&	4-Post X-Base, for 54" Round and 42" Square Tops	\$5,458
LNXB60^&	4-Post X-Base, for 60" Round and 48" Square Tops	\$5,458

Tip: Top floats over frame on stantions.

TOPS

BASES

POWER
DATASUPPORT
FURNITURE

ACCESSORIES

TABLES STEP 2 - LIGOURI

Notes

Lugano™ Fixed Height & Height-Adjustable Conference Bases

STEP 1

(#) Laminate Suffix List:

- 2 Formica Pecan Walnut (6996-26)
- 3 Formica Millennium Oak (5887-26)
- 4 Formica Scandi Rift Oak (8677-26)
- 5 Formica Pale Brushstroke (6997-58)
- 6 Formica Storm (912-58)
- A Formica Chelsea Maple (9238-58)
- E Formica Zen Grey (9243-58)
- F Formica Black (909-58)
- G Formica Graphite (837-58)
- H Formica Ceruse Gray Walnut (6994-26)
- K Formica Aged Ash (8844-WR)
- L Formica Formal Walnut (5782-NG)
- M Formica Classic White (9244-58)
- Q Formica Inked Oak (5792-PG)
- W Formica Brite White (459-58)
- X Formica Non-Premium (58, 43, MC, SP, and NT finishes), Formica Premium (WR, 42, 77, 46, RD), Wilsonart Non-Premium (-38, -60), and Wilsonart Premium (-07, -12, -18, -28, -52, -78) +\$360

Wilsonart virtual design library Y series laminates, Wilsonart Solicolor, and Formica ColorCore2 are not included in the above upcharges.

For pricing, contact designteam@enwork.com

STEP 2

(^) Paint Suffix List

- S Silver (textured)
- G Storm (textured)
- R Black (textured)
- T Medium Tone (textured)
- W Arctic White (textured)
- Z Other (textured) TBD

Tip: Non-standard paint colors are limited to their availability in textured format. Contact your Customer Care Representative for specific color availability.

Product Specifications:

- > Post-form laminate base cabinet
- > 11 and 14 gauge steel mitered top structure to support extended top oversails
- > 11 and 14 gauge steel mitered, tapered plinth
- > Internal wire and cable routing passage
- > Each base includes one removable access door for positioning technology and routing cables

Ordering Information:

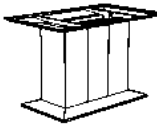
- > Tapered plinth and top structure painted to match
- > Power Data assemblies can be positioned directly over the center of bases. For other P/D positions, contact designteam@enwork.com.
- > Only Alexander, Ellora single-sided, select Ellora double-sided (excluding PDE8), Axil, and Ellora B power data assemblies fit over Lugano bases. For other P/D assemblies, contact designteam@enwork.com.
- > Bases on this page can be used with Conference Rectangle, Boat and Capsule tops.
- > Tops are ordered separately.
- > Lugano bases shipped assembled. Bases are heavy and bulky, which may require disassembly in the field during installation.
- > **A freight fee of \$150 net is assessed on orders less than \$1500 net. See page 13.**

Part Number	Description	List Price (US\$)
-------------	-------------	-------------------



Lugano Square Conference Base, Seated Height (30")

LU1S2954B#^	Square, Seated Base for 48" - 60" square/round top	\$6,982
-------------	--	---------



Lugano Rectangle Conference Base, Seated Height (30")

LU12954A#^	Rectangle, Seated Base for 42"-60"D x 72"-84"W top	\$8,393
LU12954B#^	Rectangle, Seated Base for 42"-60"D x 96"-108"W top	\$9,791
LU12954C#^	Rectangle, Seated Base for 42"-60"D x 120"-132"W top	\$11,769
LU12954D#^	Rectangle, Seated Base for 42"-60"D x 144"W top	\$12,853

Product Specifications:

- > Post-form laminate base cabinet
- > 11 and 14 gauge steel mitered top structure to support extended top oversails
- > 11 and 14 gauge steel mitered, tapered plinth
- > Internal wire and cable routing passage
- > Each base includes one removable access door for positioning technology and routing cables
- > Electric height-adjustable base adjustment range 30" – 49.5"
- > Electric height-adjustable base supports 200 lbs. load
- > Lugano bases on this page can be used with Laminate, Veneer, Back-painted Glass, .25 Cambria quartz, and Statement tops. .75 Cambria Quartz and Solid Surface tops cannot be paired with a Lugano height-adjustable base, specify a fixed-height Lugano base instead.
- > Adjusts up to .75 inch/second. Adjustment speed may be slower with Back-painted Glass and .25 Cambria quartz tops.

Ordering Information:

- > Tapered plinth and top structure painted to match
- > Power Data assemblies can be positioned directly over the center of bases. For other P/D positions, contact designteam@enwork.com.
- > Only Alexander, Ellora single-sided, select Ellora double-sided (excluding PDE8), Axil, and Ellora B power data assemblies fit over Lugano bases. For other P/D assemblies, contact designteam@enwork.com.
- > Bases on this page can be used with Conference Rectangle, Boat and Capsule tops.
- > Tops are ordered separately.
- > Lugano bases shipped assembled. Bases are heavy and bulky, which may require disassembly in the field during installation.
- > **A freight fee of \$150 net is assessed on orders less than \$1500 net. See page 13.**

TOPS

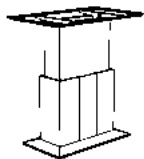
BASES

POWER
DATASUPPORT
FURNITURE

ACCESSORIES

TABLES STEP 2 - LUGANO

Part Number	Description	List Price (US\$)
-------------	-------------	-------------------

**Lugano Rectangle Conference Base, Electric Height-Adjustable Tables**

LU1HA54A#^	Rectangle Base, Electric HA, for 42"-60"D x 72"-84"W top	\$16,485
LU1HA54B#^	Rectangle Base, Electric HA, for 42"-60"D x 96"-108"W top	\$19,202
LU1HA54C#^	Rectangle Base, Electric HA, for 42"-60"D x 120"-132"W top	\$22,572
LU1HA54D#^	Rectangle Base, Electric HA, for 42"-60"D x 144"W top	\$24,307

Occasional Bases (Disc, Impression, Kinsey, Ligouri, Tangent, Zori)

STEP 1 (Excluding Kinsey and Ligouri)

(I) Paint Finish Suffix List

G	Storm	
R	Black	
S	Silver	
T	Medium Tone	
W	Arctic White	
X	Other (call for quote)	TBD

STEP 1 (Kinsey only)

(%) Paint Suffix List

A	Polished Aluminum	no charge
G	Storm	+\$125
R	Black	+\$125
S	Silver	+\$125
T	Medium Tone	+\$125
W	Arctic White	+\$125
Z	Other (call for quote)	TBD

STEP 1 (Ligouri only)

(*) Frame Paint Suffix List

A	Polished Aluminium	+250
G	Storm	no charge
R	Black	no charge
S	Silver	no charge
T	Medium Tone	no charge
W	Arctic White	no charge
X	Other (call for quote)	TBD

Tip: Some Steelcase, Miller/Knoll, Haworth, and Allsteel paints are available for \$1000 list fee per order. Call/email for availability of specific colors. Additional custom paints (e.g. Tiger Dry Lac) must be quoted through designteam@enwork.com.

STEP 2 (Ligouri only)

(&) Leg Hardwood and Stain Suffix List

A	Ash – Clear Coat Stain	no charge
B	Walnut – Clear Coat Stain	+\$800
C	White Oak – Clear Coat Stain	no charge
D	Ash – Dark Brown Stain	+\$800
E	Ash – Light Grey Stain	+\$800
F	Ash – Dark Grey Stain	+\$800
G	Ash – Medium Brown Stain	+\$800
R	Ash – Black Stain	+\$800
W	Ash – White Paint	+\$800
X	Ash & White Oak – Stain Match (add a one-time \$700 list Stain Match fee)	+\$2,000
Y	Walnut – Stain Match (add a one-time \$700 list Stain Match fee)	+\$3,000

STEP 2 (Zori only)

(@) Accent Foot Trim Suffix List

N	Standard Foot	no charge
Y	Polished Aluminum Accent Trim	+\$150

Product Specifications:

- > Coffee table height is 16"H (except Ligouri which is 17.75"H).
- > End table height is 20"H (except Tangent which also has an 18"H base).

Ordering Information:

- > Tops specified separately.
- > **A freight fee of \$150 net is assessed on orders less than \$1500 net. See page 13.**

Part Number	Description	List Price (US\$)
-------------	-------------	-------------------



Disc Occasional Bases (no levelers)

LDHAFC!	Coffee Table Disc Base (17" diameter), for 24"-30" Round or 24" Square Top	\$788
LDHBFC!	Coffee Table Disc Base (23" diameter), for 36"-42" Round or 30" Square Top	\$788
LDGAFC!	End Table Disc Base (17" diameter), for 18"-24" Round or 18" Square Top	\$1,107



Impression Occasional Legs

LPCT3!	Coffee Table Legs for Guitar Pick Top, Pkg of 3	\$630
LPCT4!	Coffee Table Legs for Round/Sq/Rect Top, Pkg of 4	\$840
LPEN3!	End Table Legs for Guitar Pick Top, Pkg of 3	\$630
LPEN4!	End Table Legs for Round/Sq/Rect Shape Top, Pkg of 4	\$840



Kinsey Occasional X-Bases

KB17A%	Coffee Table X-Base for 30-36" Round, 24" Square Top	\$475
KB17B%	Coffee Table X-Base for 42" Round, 36" Square Top	\$581



Ligouri Occasional Bases

LNXC20^&	End Table 4-post X-Occasional Base for 18" Round	\$2,632
LNXC24^&	End Table 4-post X-Occasional Base for 24" Round	\$2,632
LNXC30^&	Coffee Table 4-Post X-Occasional Base, for 30" Round	\$2,960
LNXC36^&	Coffee Table 4-Post X-Occasional Base, for 36" Round or 24" Square Table	\$3,003
LNXC42^&	Coffee Table 4-Post X-Occasional Base, for 42" Round or 30" Square Table	\$3,030
LNXC48^&	Coffee Table 4-Post X-Occasional Base, for 48" Round or 36" Square Table	\$3,030



LNRC2436^&	Coffee Table Base for 24"D x 36"W Rectangle Top	\$3,104
LNRC2448^&	Coffee Table Base for 24"D x 48"W Rectangle Top	\$3,104
LNRC3060^&	Coffee Table Base for 30"D x 60"W Rectangle Top	\$3,104

TOPS

BASES

POWER
DATASUPPORT
FURNITURE

ACCESSORIES

TABLES STEP 2 - OCCASIONAL

Part Number	Description	List Price (US\$)
-------------	-------------	-------------------

Tangent Occasional Legs

TA16363!	Coffee Table Legs for Guitar Pick Shape Tops, Pkg of 3	\$909
TA16364!	Coffee Table Legs for Round/Sq/Rect Shape Tops, Pkg of 4	\$1,212



TA18183!	End Table Legs for 18"D Guitar Pick Shape/Round End Tables, Pkg of 3, 18"H	\$524
TA18184!	End Table Legs for 18"D Square End Tables, Pkg of 4, 18"H	\$691
TA18243!	End Table Legs for 24"D Guitar Shape/Round End Tables, Pkg of 3, 18"H	\$526
TA18244!	End Table Legs for 24"D Square End Tables, Pkg of 4, 18"H	\$694
TA20183!	End Table Legs for Guitar Pick Shape/Round End Tables, Pkg of 3, 20"H	\$526
TA20184!	End Table Legs for Square End Tables, Pkg of 4, 20"H	\$694

Zori Occasional Bases

CYCTRA!@	Coffee Table Base for 30" Round or 24" Square Top	\$685
CYCTRB!@	Coffee Table Base for 36" Round or 30" Square Top	\$685
CYCTG36!@	Coffee Table Base for 36" Guitar Pick Top	\$685
CYCT2436!@	Coffee Table Base for 24x36" Rectangle Top	\$800
CYCT2448!@	Coffee Table Base for 24x48" Rectangle Top	\$800
CYCT3060!@	Coffee Table Base for 30x60" Rectangle Top	\$800



CYETRA!@	End Table Base for 18-24" Round or 18" Square Top	\$685
CYETRB!@	End Table Base for 24" Square Top	\$685
CYETG18!@	End Table Base for 18" Guitar Pick Top	\$685
CYETG24!@	End Table Base for 24" Guitar Pick Top	\$685



Occasional Thin Profile Tops

STEP 1

(&) Finish Suffix List:

- A Standard Laminate – 3mm edge
- R Standard Veneer – Knife w/ 3mm Wood Edge
- B Back-Painted Glass on 3/4" knife edge MDF
- D Back-Painted Glass (frosted) on 3/4" Knife Edge MDF
- I Cambria (Quartz) – 1/4" on 3/4" Knife Edge MDF

STEP 2

(#) Laminate Suffix List:

- 2 Formica Pecan Walnut (6996-26)
- 3 Formica Millennium Oak (5887-26)
- 4 Formica Scandi Rift Oak (8677-26)
- 5 Formica Pale Brushstroke (6997-58)
- 6 Formica Storm (912-58)
- A Formica Chelsea Maple (9238-58)
- E Formica Zen Grey (9243-58)
- F Formica Black (909-58)
- G Formica Graphite (837-58)
- H Formica Ceruse Gray Walnut (6994-26)
- K Formica Aged Ash (8844-WR)
- L Formica Formal Walnut (5782-NG)
- M Formica Classic White (9244-58)
- Q Formica Inked Oak (5792-PG)
- W Formica Brite White (459-58)
- X Formica Non-Premium (58,43, MC, SP, and NT finishes), Formica Premium (WR, 42, 77, 46, RD), Wilsonart Non-Premium (-38, -60), and Wilsonart Premium (-07, -12, -18, -28, -52, -78)

Wilsonart virtual design library Y series laminates, Wilsonart Solicor, and Formica ColorCore2 are not included in the above upcharges.

For pricing, contact designteam@enwork.com

(#) Veneer Suffix List:

- D Maple (stained similar to Chelsea Maple laminate)
 - T Walnut (stained similar to Wilsonart Ebony Recon non-standard laminate)
 - **3 Ash - Clear Coat
 - **4 Ash - Light Grey Stain (stained similar to Pale Brushstroke laminate)
 - **5 Ash - Dark Grey Stain (stained similar to Storm laminate)
 - 6 Rift Cut Oak - Clear Coat (stained similar to Scandi Rift Oak laminate)
 - 7 Walnut - Clear Coat (stained similar to Pecan Walnut laminate)
 - X Stain Match (add a one-time \$700 list Stain Match fee) +10%
- ** See page 22 for color and grain variation.

(#) Back-Painted Glass Paint Suffix List

- W White
- B Black

(#) Cambria Quartz Suffix List:

- J Swanbridge no charge
- K Whitehall no charge
- L Carrick no charge
- M Buxton no charge
- P Portrush (Luxury) +25%

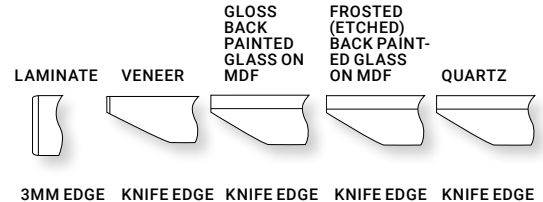
For pricing, other finishes and colors available, contact designteam@enwork.com

Product Specifications:

- > Bases specified separately.
- > Thin profile laminate and veneer tops are 3/4" thick. Thin profile quartz is 1/4" thick on 3/4" knife edge painted MDF. Back-painted glass is 1/4" thick on 3/4" thick knife edge painted MDF.
- > Standard thickness tops with additional edge choices can be found on page 36-42 and 62-64.

Ordering Information:

- > A freight fee of \$150 net is assessed on orders less than \$1500 net. See page 13.



D1	W1	Part Number	Suffix A	Suffix R	Suffix B	Suffix D	Suffix I
Round							
	-	18 OCR18&#	\$251	\$823	\$464	\$571	\$1,996
	-	24 OCR24&#	\$251	\$1,223	\$778	\$957	\$2,502
	-	30 OCR30&#	\$298	\$1,692	\$1,216	\$1,496	\$3,910
	-	36 OCR36&#	\$418	\$2,057	\$1,750	\$2,153	\$5,630
Guitar Pick							
	-	18 OCGP18&#	\$251	\$823	\$464	\$571	\$1,996
	-	24 OCGP24&#	\$251	\$1,223	\$825	\$1,015	\$2,502
	-	30 OCGP30&#	\$298	\$1,692	\$1,288	\$1,584	\$3,910
	-	36 OCGP36&#	\$418	\$2,057	\$1,855	\$2,282	\$5,630
Square							
	-	18 OCCR1818&#	\$251	\$823	\$425	\$523	\$1,996
	-	24 OCCR2424&#	\$251	\$1,223	\$756	\$930	\$2,502
	-	30 OCCR3030&#	\$298	\$1,692	\$1,182	\$1,454	\$3,910
	-	36 OCCR3636&#	\$418	\$2,057	\$1,702	\$2,093	\$5,630
Rounded Square							
	-	18 OCSF1818&#	\$251	\$823	\$464	\$571	\$1,996
	-	24 OCSF2424&#	\$251	\$1,223	\$825	\$1,015	\$2,502
	-	30 OCSF3030&#	\$298	\$1,692	\$1,288	\$1,584	\$3,910
	-	36 OCSF3636&#	\$418	\$2,057	\$1,855	\$2,282	\$5,630

TOPS

BASES

POWER
DATASUPPORT
FURNITURE

ACCESSORIES

TABLES STEP 2 - OCCASIONAL

Notes

Odyssey Conference Base Assemblies

STEP 1

(^) Paint Suffix List

D	Odyssey Red	
G	Storm	
R	Black	
S	Silver	
T	Medium Tone	
W	Arctic White	
X	Other (call for quote)	TBD

Tip: Some Steelcase, Miller/Knoll, Haworth, and Allsteel paints are available for \$1000 list fee per order. Call/email for availability of specific colors. Additional custom paints (e.g. Tiger Dry Lac) must be quoted through designteam@enwork.com.

COORDINATING FURNITURE

See pages 254-263 for coordinating Odyssey furniture.

Product Specifications:

- > Bases are 24"W x 18"D.
- > All bases are 29"H.
- > Bases are composed of steel structure with fiberglass surrounds. Fiberglass has a high-gloss finish.
- > Table bases for round tops (only) are available as freestanding or floor anchored. Floor anchored bases must be anchored to a 4" thick concrete floor. Hardware provided.
- > Freestanding bases for round tops have a round 48" diameter steel plate that ships in two pieces. It is 0.5" thick. Carpet can be placed over the plate to conceal it or under the plate.
- > Bases have a 6" x 6" access hole in the bottom to access floor infeeds located beneath the base.
- > Odyssey bases for round tops (only) have a 4" x 8" clearance for power data units and will accommodate Axil and Node units. Odyssey bases for rectangle tops can accommodate all Enwork standard power units between the steel beams.

Ordering Information:

- > A freight fee of \$150 net is assessed on orders less than \$1500 net. See page 13.



Part Number	Description	List Price (US\$)
Odyssey Table Base for Rectangle Tops		
SAB240	Odyssey Table Base for 48"-60"D x 240"W Top	\$75,359
SAB264	Odyssey Table Base for 48"-60"D x 264"W Top	\$78,479
SAB288	Odyssey Table Base for 48"-60"D x 288"W Top	\$80,742
SAB312	Odyssey Table Base for 48"-60"D x 312"W Top	\$80,742
SAB336	Odyssey Table Base for 48"-60"D x 336"W Top	\$80,742
SAB360	Odyssey Table Base for 48"-60"D x 360"W Top	\$83,302
SAB384	Odyssey Table Base for 48"-60"D x 384"W Top	\$86,319
SAB408	Odyssey Table Base for 48"-60"D x 408"W Top	\$86,514
SAB432	Odyssey Table Base for 48"-60"D x 432"W Top	\$86,514
Odyssey Table Base for Round Tops, Freestanding		
SAF72	Odyssey Table Base for 72" Round Tops	\$36,689
SAF84	Odyssey Table Base for 84" Round Tops	\$36,689
SAF96	Odyssey Table Base for 96" Round Tops	\$36,689
Odyssey Table Base for Round Tops, Floor Anchored		
SAR72	Odyssey Table Base for 72" Round Tops	\$32,197
SAR84	Odyssey Table Base for 84" Round Tops	\$32,197
SAR96	Odyssey Table Base for 96" Round Tops	\$32,197

Tip: Bases for round tops (only) must be floor anchored to a 4" thick concrete floor. Hardware provided.

Disclaimer: Floor anchored Odyssey tables for round tops must be installed directly into a 4-inch minimum thickness concrete floor using factory-provided hardware.

Warning: Failure to install on 4-inch thick concrete floor or failure to follow instruction may cause table to function improperly and could lead to personal injury and/or structural damage. It is the responsibility of the dealer and/or end user to determine if the installation location for Odyssey Table Bases for Round Tops is suitable. Enwork is not responsible for any structure failures or personal injuries due to improper installation or improper use of product.

TOPS

BASES

POWER
DATASUPPORT
FURNITURE

ACCESSORIES

TABLES STEP 2 - ODYSSEY

Notes

Oh Hey! Occasional Tables (Complete Tables)

STEP 1

(&) Finish Suffix List

- L Laminate
- V Veneer

STEP 2

(*) Power Suffix List

- N No power no charge
- P Power on top +\$600
- S Power on side +\$600

STEP 3

(#) Laminate Suffix List:

- 2 Formica Pecan Walnut (6996-26)
- 3 Formica Millennium Oak (5887-26)
- 4 Formica Scandi Rift Oak (8677-26)
- 5 Formica Pale Brushstroke (6997-58)
- 6 Formica Storm (912-58)
- A Formica Chelsea Maple (9238-58)
- E Formica Zen Grey (9243-58)
- F Formica Black (909-58)
- G Formica Graphite (837-58)
- H Formica Ceruse Gray Walnut (6994-26)
- K Formica Aged Ash (8844-WR)
- L Formica Formal Walnut (5782-NG)
- M Formica Classic White (9244-58)
- Q Formica Inked Oak (5792-PG)
- W Formica Brite White (459-58)
- X Formica Non-Premium (58,43, MC, SP, + 10% and NT Finishes), Formica Premium (WR, 42, 77, 46, RD), Wilsonart Non-Premium (-38, -60), and Wilsonart Premium (-07, -12, -18, -28, -52, -78) laminates.

Wilsonart virtual design library Y series laminates, Wilsonart Solicolor, and Formica ColorCore2 are not included in the above upcharges.

For pricing, contact designsteam@enwork.com

*Tip: Tapered Rounds - solid color laminate only

(#) Veneer Suffix List:

- D Maple (stained similar to Chelsea Maple laminate)
- T Walnut (stained similar to Wilsonart Ebony Recon non-standard laminate)

- **3 Ash - Clear Coat
- **4 Ash - Light Grey Stain (stained similar to Pale Brushstroke laminate)
- **5 Ash - Dark Grey Stain (stained similar to Storm laminate)
- 6 Rift Cut Oak - Clear Coat (stained similar to Scandi Rift Oak laminate)
- 7 Walnut - Clear Coat (stained similar to Pecan Walnut laminate)
- X Stain Match (add a one-time \$700 list Stain Match fee)

** See page 22 for color and grain variation.

STEP 4 (If applicable)

(^) Plinth Paint Suffix List

- R Black
 - W White
 - X Other
- TBD

STEP 1 (Steel shelves only)

(!) Paint Suffix List

- G Storm
 - R Black
 - S Silver
 - T Medium Tone
 - W Arctic White
 - Z Other
- TBD

Tip: Some Steelcase, Miller/Knoll, Haworth, and Allsteel paints are available for \$1000 list fee per order. Call/email for availability of specific colors. Additional custom paints (e.g. Tiger Dry Lac) must be quoted through designsteam@enwork.com.

Product Specifications:

- > Tapered rounds are available in veneer and solid laminate only.
- > Diameter dimension is the flat surface at the top. Actual dimensions at the bottom are 4" larger than at the top for tables without a shelf. Taper round coffee table with shelf (DPBP3617) has dimensions of 24" diameter at top, 30" at bottom and 36" on shelf. Tapered round end table with shelf (DPBP2421) has dimension of 12" diameter at top, 18" at bottom and 24" on shelf.
- > 2"H tapered painted plinth at bottom is optional.
- > Corner radius on squares and hexagons is 2.5".
- > Optional power unit with one plug, one USB A+C, and a 72" plug infeed. Available on top of all tables or on the side on square and hexagon tables. See step 2.
- > Optional power unit is grey for squares and hexagons. Power unit is silver with black outlets for round and guitar pick tables.








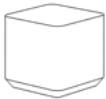





Ordering Information:

- > A freight fee of \$150 net is assessed on orders less than \$1500 net. See page 13.

Part Number	Description	Laminate Suffix L	Veneer Suffix V
Coffee Tables - Round w/ no plinth			
 DPRN2415&*#	Round, 24"Diameter x 15"H	\$1,449	\$1,918
 DPRN3015&*#	Round, 30"Diameter x 15"H	\$1,775	\$2,433
 DPRN3615&*#	Round, 36"Diameter x 15"H	\$2,100	\$2,947
Coffee Tables - Round w/ tapered plinth			
 DPRP2417&*#^	Round w/ Tapered Plinth, 24"Diameter x 17"H	\$1,960	\$2,429
 DPRP3017&*#^	Round w/ Tapered Plinth, 30"Diameter x 17"H	\$2,391	\$3,049
 DPRP3617&*#^	Round w/ Tapered Plinth, 36"Diameter x 17"H	\$2,821	\$3,668
Coffee Tables - Tapered Round w/ no plinth			
 DPAN2415&*#	Tapered Round, 24"Diameter x 15"H	\$2,646	\$3,108
 DPAN3015&*#	Tapered Round, 30"Diameter x 15"H	\$3,189	\$3,245
 DPAN3615&*#	Tapered Round, 36"Diameter x 15"H	\$3,731	\$4,382
Coffee Tables - Tapered Round w/ tapered plinth			
 DPAP2417&*#^	Tapered Round w/ Tapered Plinth, 24"Diameter x 17"H	\$3,157	\$3,619
 DPAP3017&*#^	Tapered Round w/ Tapered Plinth, 30"Diameter x 17"H	\$3,805	\$4,361
 DPAP3617&*#^	Tapered Round w/ Tapered Plinth, 36"Diameter x 17"H	\$4,452	\$5,103
Coffee Tables - Tapered Rounds w/Shelf and tapered plinth			
 DPBP3617&*#^	Tapered Round w/ Shelf and Tapered Plinth, 36"Diameter x 17"H	\$5,306	\$5,936
	Tip: shelf ordered separately		
Coffee Tables -Squares (Radiused) w/ no plinth			
 DPCN2415&*#	Square, 24"D x 15"H	\$1,841	\$2,611
 DPCN3015&*#	Square, 30"D x 15"H	\$2,212	\$3,423
 DPCN3615&*#	Square, 36"D x 15"H	\$2,583	\$4,235
Coffee Tables -Squares (Radiused) w/ tapered plinth			
 DPCP2417&*#^	Square w/ Tapered Plinth, 24"D x 17"H	\$2,373	\$3,143
 DPCP3017&*#^	Square w/ Tapered Plinth, 30"D x 17"H	\$2,800	\$4,011
 DPCP3617&*#^	Square w/ Tapered Plinth, 36"D x 17"H	\$3,227	\$4,879
Coffee Tables -Hexagon (Radiused) w/ no plinth			
 DPFN2415&*#	Hexagon, 24"D x 15"H	\$2,114	\$2,975
 DPFN3015&*#	Hexagon, 30"D x 15"H	\$2,541	\$3,903
 DPFN3615&*#	Hexagon, 36"D x 15"H	\$2,968	\$4,830
Coffee Tables -Hexagon (Radiused) w/ tapered plinth			
 DPFP2417&*#^	Hexagon w/ Tapered Plinth, 24"D x 17"H	\$2,646	\$3,507
 DPFP3017&*#^	Hexagon w/ Tapered Plinth, 30"D x 17"H	\$3,129	\$4,491
 DPFP3617&*#^	Hexagon w/ Tapered Plinth, 36"D x 17"H	\$3,612	\$5,474

TOPS
BASES
POWER DATA
SUPPORT FURNITURE
ACCESSORIES

TABLES STEP 2 - OH HEY!

	Part Number	Description	Laminate Suffix L	Veneer Suffix V
	Coffee Table - Guitar Pick w/ no plinth DPKN36&*#	Guitar Pick Shape, 36"D x 15"H	\$3,430	\$5,075
	End Tables - Rounds w/ no plinth DPRN1819&*# DPRN2419&*#	Round, 18"D x 19"H Round, 24"D x 19"H	\$1,330 \$1,568	\$1,736 \$2,058
	End Tables - Rounds w/ tapered plinth DPRP1821&*#^ DPRP2421&*#^	Round w/ Tapered Plinth, 18"D x 21"H Round w/ Tapered Plinth, 24"D x 21"H	\$1,743 \$2,079	\$2,149 \$2,569
	End Tables - Tapered Rounds w/ no plinth DPAN1819&*# DPAN2419&*#	Tapered Round, 18"D x 19"H Tapered Round, 24"D x 19"H	\$2,380 \$2,865	\$2,793 \$3,353
	End Tables - Tapered Rounds w/ tapered plinth DPAP1821&*#^ DPAP2421&*#^	Tapered Round w/ Tapered Plinth, 18"D x 21"H Tapered Round w/ Tapered Plinth, 24"D x 21"H	\$2,765 \$3,325	\$3,178 \$3,822
	End Tables - Tapered Rounds w/Shelf and tapered plinth DPBP2421&*#^	Tapered Round w/ Shelf and Tapered Plinth, 24"D x 21"H	\$3,920	\$4,585
		Tip: shelf ordered separately		
	End Tables - Squares (Radiused) w/ no plinth DPCN1819&*# DPCN2419&*#	Square, 18"D x 19"H Square, 24"D x 19"H	\$1,652 \$1,960	\$2,296 \$2,828
	End Tables - Squares (Radiused) w/ tapered plinth DPCP1821&*#^ DPCP2421&*#^	Square w/ Tapered Plinth, 18"D x 21"H Square w/ Tapered Plinth, 24"D x 21"H	\$2,142 \$2,492	\$2,786 \$3,360
	End Tables - Hexagon (Radiused) w/ no plinth DPFN1819&*# DPFN2419&*#	Hexagon, 18"D x 19"H Hexagon, 24"D x 19"H	\$1,918 \$2,429	\$2,639 \$3,115
	End Tables - Hexagon (Radiused) w/ tapered plinth DPFP1821&*#^ DPFP2421&*#^	Hexagon w/ Tapered Plinth, 18"D x 21"H Hexagon w/ Tapered Plinth, 24"D x 21"H	\$2,408 \$2,919	\$3,129 \$3,647
	Part Number	Description	List Price (US\$)	
	Shelves - Steel DPR245! DPR365!	Metal Round Shelf for 24" Diameter Base DPBP2421 Metal Round Shelf for 36" Diameter Base DPBP3617		\$836 \$1,036
	Shelves - Perforated Steel DPR24M! DPR36M!	Metal Round Shelf for 24" Diameter Base DPBP2421 Metal Round Shelf for 36" Diameter Base DPBP3617		\$2,247 \$2,447
	Shelves - Clear Glass DPR24G DPR36G	Glass Round Shelf for 24" Diameter Base DPBP2421 Glass Round Shelf for 36" Diameter Base DPBP3617		\$2,592 \$3,305

Oh Hey! Back-Painted Glass and Quartz Thin Profile Toppers

STEP 1 – Glass

(&) Glass Finish Suffix

7 Gloss	no charge
8 Frosted (etched/matte)	+23%

STEP 2 – Glass

(^) Back-Painted Glass Paint Suffix

W White
B Black

STEP 1 – Quartz

(#) Quartz Suffix

J Swanbridge	no charge
K Whitehall	no charge
L Carrick	no charge
M Buxton	no charge
p Portrush (Luxury)	+25%

STEP 3 – Glass & Quartz

(*) Cable Management Suffix List

N No Cable Management	no charge
P One Cut-Out for in Surface Power Unit	+\$37

Tip: Select N if no power option or side power was selected for Oh Hey! table. Select P if top power was added to Oh Hey! table.

Product Specifications:

- > Toppers are 1/4" thick and sit on top of Oh Hey! bases (specified separately).
- > Round toppers are sized for Oh Hey! only.

Ordering Information:

- > A freight fee of \$150 net is assessed on orders less than \$1500 net. See page 13.



Round



Rounded Square



Rounded Hexagon



Guitar Pick

Part Number	Description	List Price (US\$)
-------------	-------------	-------------------

Oh Hey! Toppers - Back-Painted Glass

OCRAA18&^*	Glass Topper for Round, 18"D	\$464
OCRAA24&^*	Glass Topper for Round, 24"D	\$778
OCRAA30&^*	Glass Topper for Round, 30"D	\$1,216
OCRAA36&^*	Glass Topper for Round, 36"D	\$1,750
OCSFAA18&^*	Glass Topper for Rounded Square, 18"D	\$425
OCSFAA24&^*	Glass Topper for Rounded Square, 24"D	\$756
OCSFAA30&^*	Glass Topper for Rounded Square, 30"D	\$1,182
OCSFAA36&^*	Glass Topper for Rounded Square, 36"D	\$1,702
OCHGAA18&^*	Glass Topper for Rounded Hexagon, 18"D	\$464
OCHGAA24&^*	Glass Topper for Rounded Hexagon, 24"D	\$825
OCHGAA30&^*	Glass Topper for Rounded Hexagon, 30"D	\$1,288
OCHGAA36&^*	Glass Topper for Rounded Hexagon, 36"D	\$1,855
OCGPAA36&^*	Glass Topper for Guitar Pick, 36"D	\$1,855

Oh Hey! Toppers - Thin Profile Quartz

OCRQQ18#*	Quartz Topper for Round, 18"D	\$1,683
OCRQQ24#*	Quartz Topper for Round, 24"D	\$2,190
OCRQQ30#*	Quartz Topper for Round, 30"D	\$3,421
OCRQQ36#*	Quartz Topper for Round, 36"D	\$4,927
OCSFQQ18#*	Quartz Topper for Rounded Square, 18"D	\$1,683
OCSFQQ24#*	Quartz Topper for Rounded Square, 24"D	\$2,190
OCSFQQ30#*	Quartz Topper for Rounded Square, 30"D	\$3,421
OCSFQQ36#*	Quartz Topper for Rounded Square, 36"D	\$4,927
OCHGQQ18#*	Quartz Topper for Rounded Hexagon, 18"D	\$1,683
OCHGQQ24#*	Quartz Topper for Rounded Hexagon, 24"D	\$2,190
OCHGQQ30#*	Quartz Topper for Rounded Hexagon, 30"D	\$3,421
OCHGQQ36#*	Quartz Topper for Rounded Hexagon, 36"D	\$4,927
OCGPQQ36#	Quartz Topper for Guitar Pick, 36"D	\$4,927

TOPS

BASES

POWER
DATA

SUPPORT
FURNITURE

ACCESSORIES

TABLES STEP 2 - OH HEY!

Notes

Proxi Plus Height Adjustable Table (Complete)

STEP 1 (Proxi Plus Only)

(^) Paint Suffix List

- R Black
- S Silver
- W Arctic White

STEP 2 (Proxi Plus Only)

(@) Cable Management Suffix List

- N No Cable Management no charge
- G Grommet (one, center rear) +\$19
- U Power/Data Cut-out (one, center rear) +\$37
- X Other TBD

STEP 3 (Proxi Plus Only)

(#) Laminate Suffix List:

- 2 Formica Pecan Walnut (6996-26)
- 3 Formica Millennium Oak (5887-26)
- 4 Formica Scandi Rift Oak (8677-26)
- 5 Formica Pale Brushstroke (6997-58)
- 6 Formica Storm (912-58)
- A Formica Chelsea Maple (9238-58)
- E Formica Zen Grey (9243-58)
- F Formica Black (909-58)
- G Formica Graphite (837-58)
- H Formica Ceruse Gray Walnut (6994-26)
- K Formica Aged Ash (8844-WR)
- L Formica Formal Walnut (5782-NG)
- M Formica Classic White (9244-58)
- Q Formica Inked Oak (5792-PG)
- W Formica Brite White (459-58)
- X Formica Non-Premium (58,43, MC, SP, and NT finishes), Formica Premium (WR, 42, 77, 46, RD), Wilsonart Non-Premium (-38, -60), and Wilsonart Premium (-07, -12, -18, -28, -52, -78) +\$40

Wilsonart virtual design library Y series laminates, Wilsonart Solicolor, and Formica ColorCore2 are not included in the above upcharges.

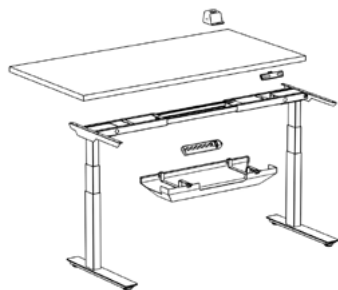
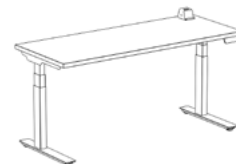
For pricing, contact designteam@enwork.com

Product Specifications:

- > Adjustment Range meets ANSI/BIFMA standards (22.25"-48.13" excluding top & levelers, 23.88" -49.75" with 1-1/8" top & levelers).
- > Proxi Plus Complete Tables include Proxi base, top and accessory package (plug strip, hinging trough, Supreme Convenience Module). Cable Manager sold separately.
- > Programmable handset included
- > Proxi Bases have C-Legs.
- > Supreme Desk Top Convenience Module includes 2 outlets, 2 USB-A charging and 1 USB-C charging (5V 3.0A), wireless phone charging (9V, 1.1A) and 5 ft cord. Also includes built in 300 Joule surge protection.
- > Actual dimensions of 30x60 tops are 28.875" x 58.875"

Ordering Information:

- > Installation hardware is included
- > Ships unassembled
- > **A freight fee of \$150 net is assessed on orders less than \$1500 net. See page 13.**



Proxi Plus Includes:

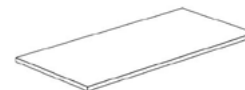
Top, Proxi Electric Base, Programmable Handset

Hinging Trough, 27.5" Powerstrip included in trough

Supreme Desk Top Convenience Module, White w/ Grey Trim

6-outlet plug strip, 10-foot power cord, white

Rectangle with 3mm Edge



Part Number	Description	List Price (US\$)
30x60 Proxi Plus Complete Tables (Includes Accessory Package)		
PR2R3060A^@#	Rectangle Laminate with 3mm Edge	\$2,673

Proxi 2.0 Electric Base

Product Specifications:

- > Adjustment Range meets ANSI/BIFMA standards (22.25"-48.13" excluding top & levelers, 23.88" -49.75" with 1-1/8" top & levelers).
- > Includes programmable handset.

Ordering Information:

- > Installation hardware is included
- > **A freight fee of \$150 net is assessed on orders less than \$1500 net. See page 13.**

TOPS

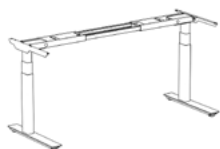
BASES

POWER
DATASUPPORT
FURNITURE

ACCESSORIES

TABLES STEP 2 - PROXI

Part Number **Description** **List Price (US\$)**



Proxi Electric Adjustment C-Leg BIFMA Range Base Assembly for Rectangle Tops

PR22S	Proxi 2-Leg BIFMA Range Electric Base for 24-30"D Top, Silver	\$1,565
PR22R	Proxi 2-Leg BIFMA Range Electric Base for 24-30"D Top, Black	\$1,565
PR22W	Proxi 2-Leg BIFMA Range Electric Base for 24-30"D Top, Arctic White	\$1,565

Tip: For use on 48"-72" wide rectangle tops (adjustable cross bar).
Longer crossbars available to order separately on page 178.



Proxi Electric Adjustment C-Leg BIFMA Range Base Assembly for 90- or 120-Workstations

PR44S	Proxi 3-Leg BIFMA Range Electric Base for 90-degree Top, Silver	\$2,372
PR44R	Proxi 3-Leg BIFMA Range Electric Base for 90-degree Top, Black	\$2,372
PR44W	Proxi 3-Leg BIFMA Range Electric Base for 90-degree Top, Arctic White	\$2,372

Tip: For use on 42" - 60" wide tops.

PR55S	Proxi 3-Leg BIFMA Range Electric Base for 120-degree Top, Silver	\$2,435
PR55R	Proxi 3-Leg BIFMA Range Electric Base for 120-degree Top, Black	\$2,435
PR55W	Proxi 3-Leg BIFMA Range Electric Base for 120-degree Top, Arctic White	\$2,435

Tip: For use on 48" - 66" wide tops. Longer crossbars available to order separately on page 178.

Proxi 2.0 Electric Base Accessories

STEP 1 (Cross Bar Kit & Hinging Trough Only)

(*) Paint Suffix List

R Black
S Silver
W Arctic White

Product Specifications:

- > Supreme Desk Top Convenience Module includes 2 outlets, 2 USB-A charging and 1 USB-C charging (5V 3.0A), wireless phone charging (9V, 1.1A) and 5 ft cord. Also includes built in 300 Joule surge protection.
- > For compatible privacy/modesty screens see pages 280-285.

Ordering Information:

- > Installation hardware is included
- > **A freight fee of \$150 net is assessed on orders less than \$1500 net. See page 13.**

Part Number	Description	List Price (US\$)
-------------	-------------	-------------------

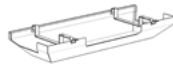
Proxi Accessories

PRC	Proxi Caster Kit, 4 casters, 1.5" H	\$72
-----	-------------------------------------	------

Tip: On bases with casters, the height range changes to 24.1"-50.2"



PRDD^	Proxi Cross Bar Kit for 84" - 96"W Tables	\$220
-------	---	-------



PRAA^	Proxi Hinging Trough, 27.5"	\$237
-------	-----------------------------	-------

Tip: Includes dual-lock for securing plug strip to trough. Plug strip and all internal cable management ordered separately or customer provided.

Tip: Does not work with 24"D tops that have both a scallop and HAT table suffix.



PDSPTC	Supreme Desk Top Convenience Module, White w/ Grey Trim	\$274
--------	---	-------

Tip: Includes 2 outlets, 2 USB-A charging and 1 USB-C charging (5V 3.0A), phone wireless charging (9V, 1.1A), and 5 ft cord.



CPPSI	6-outlet plug strip, 10-foot power cord, white, 900 Joule surge protection	\$141
-------	--	-------



AMCMTRG	Wire Manager to trough, Grey	\$214
AMCMTRR	Wire Manager to trough, Black	\$214
AMCMTRW	Wire Manager to trough, White	\$214

Tip: Use for Benching applications with trough



PRCMG	Wire Manager to Floor, Grey	\$214
PRCMR	Wire Manager to Floor, Black	\$214
PRCMW	Wire Manager to Floor, White	\$214

TOPS

BASES

POWER
DATASUPPORT
FURNITURE

ACCESSORIES

TABLES STEP 2 - PROXI

Notes

Ritz Table (complete table)

STEP 1

(*) Paint Suffix List

G Storm	+\$100 *
R Black	+\$100 *
S Silver	no charge
T Medium Tone	+\$100 *
W Arctic White	no charge
Z Other	TBD *

* Paint upcharges do not apply to Vertical Cable Managers.

Tip: Some Steelcase, Miller/Knoll, Haworth, and Allsteel paints are available for \$500 list fee per order. Call/email for availability of specific colors. Additional custom paints (e.g. Tiger Dry Lac) must be quoted through designsteam@enwork.com.

STEP 2

(?) Cable Management Suffix List

N No Cable Management	no charge
G Grommet (one, center rear)	+\$19
U Power/Data Cut-out (one, center rear)	+\$37
X Other	TBD

STEP 3

(#) Laminate Suffix List:

2 Formica Pecan Walnut (6996-26)	
3 Formica Millennium Oak (5887-26)	
4 Formica Scandi Rift Oak (8677-26)	
5 Formica Pale Brushstroke (6997-58)	
6 Formica Storm (912-58)	
A Formica Chelsea Maple (9238-58)	
E Formica Zen Grey (9243-58)	
F Formica Black (909-58)	
G Formica Graphite (837-58)	
H Formica Ceruse Gray Walnut (6994-26)	
K Formica Aged Ash (8844-WR)	
L Formica Formal Walnut (5782-NG)	
M Formica Classic White (9244-58)	
Q Formica Inked Oak (5792-PG)	
W Formica Brite White (459-58)	
X Formica Non-Premium (58,43, MC, SP, and NT finishes), Formica Premium (WR, 42, 77, 46, RD), Wilsonart Non-Premium (-38, -60), and Wilsonart Premium (-07, -12, -18, -28, -52, -78)	+\$40

Wilsonart virtual design library Y series laminates, Wilsonart Soligor, and Formica ColorCore2 are not included in the above upcharges.

For pricing, contact designsteam@enwork.com

Product Specifications:

- > Tables nest in-line. Nested, each table is 7-1/2" between front of one table to front of next table.
- > Overall height is 29"H (special heights not available).
- > Foot is 23.5" deep, utilized on both 24" and 30"D tables. Ritz is not available with 18" or 36"D tops.
- > The dimension between legs (knee space) is: 39.5" for 48"W tops, 51.5" for 60"W tops, 63.5" for 72"W tops, 75.5" For 84"W tops, and 87.5" for 96"W tops.
- > Top is rectangular. Other top shapes and edge options are available, contact designsteam@enwork.com.
- > Underside of worksurface is black HPL.
- > Knife edge is on user side only, all other sides are 3mm. Undercut of knife edge is clear-coated MDF. 3mm edge tops have 3mm edge on all sides
- > Mechanism is black and is fully assembled.
- > Table legs and top are connected to the mechanism in the field.
- > Top locks in both the flat and flipped up positions for safety.
- > Includes locking casters.

Ordering Information:

- > Pivoting modesty panels available on page 285. Undersizing the modesty panel by 12" is required to allow modesty to fold properly.
- > **A freight fee of \$150 net is assessed on orders less than \$1500 net. See page 13.**



Part Number	Description	List Price (US\$)
-------------	-------------	-------------------

3mm Edge worksurface on Ritz Flip Base with Black Casters, 24"D

RZ2448A^?#	24"D Flip Table, 48"W Top with 3mm Edge	\$2,058
RZ2460A^?#	24"D Flip Table, 60"W Top with 3mm Edge	\$2,245
RZ2472A^?#	24"D Flip Table, 72"W Top with 3mm Edge	\$2,309
RZ2484A^?#	24"D Flip Table, 84"W Top with 3mm Edge	\$2,492
RZ2496A^?#	24"D Flip Table, 96"W Top with 3mm Edge	\$2,507

3mm Edge worksurface on Ritz Flip Base with Black Casters, 30"D

RZ3048A^?#	30"D Flip Table, 48"W Top with 3mm Edge	\$2,155
RZ3060A^?#	30"D Flip Table, 60"W Top with 3mm Edge	\$2,338
RZ3072A^?#	30"D Flip Table, 72"W Top with 3mm Edge	\$2,415
RZ3084A^?#	30"D Flip Table, 84"W Top with 3mm Edge	\$2,575
RZ3096A^?#	30"D Flip Table, 96"W Top with 3mm Edge	\$2,617

Knife Edge (user side) worksurface on Ritz Flip Base with Black Casters, 24"D

RZ2448K^?#	24"D Flip Table, 48"W Top with Knife Edge User Side	\$2,202
RZ2460K^?#	24"D Flip Table, 60"W Top with Knife Edge User Side	\$2,447
RZ2472K^?#	24"D Flip Table, 72"W Top with Knife Edge User Side	\$2,510
RZ2484K^?#	24"D Flip Table, 84"W Top with Knife Edge User Side	\$2,770
RZ2496K^?#	24"D Flip Table, 96"W Top with Knife Edge User Side	\$2,794

Knife Edge (user side) worksurface on Ritz Flip Base with Black Casters, 30"D

RZ3048K^?#	30"D Flip Table, 48"W Top with Knife Edge User Side	\$2,327
RZ3060K^?#	30"D Flip Table, 60"W Top with Knife Edge User Side	\$2,566
RZ3072K^?#	30"D Flip Table, 72"W Top with Knife Edge User Side	\$2,646
RZ3084K^?#	30"D Flip Table, 84"W Top with Knife Edge User Side	\$2,881
RZ3096K^?#	30"D Flip Table, 96"W Top with Knife Edge User Side	\$2,935



Vertical Cable Manager, Steel

RZCAM^	Vertical Cable Manager, Steel	\$83
--------	-------------------------------	------



Cable Trough, Steel

RZTR48R	Steel Cable Trough for 48"W Top, Black	\$161
RZTR60R	Steel Cable Trough for 60"W Top, Black	\$184
RZTR72R	Steel Cable Trough for 72"W Top, Black	\$237

TOPS

BASES

POWER
DATA

SUPPORT
FURNITURE

ACCESSORIES

TABLES STEP 2 - RITZ

Notes

Sawhorse Table Legs & Bases

STEP 1 - Conference Bases Only

(?) Routing Holes Suffix List

N	No routing holes in leg	no charge
Y	Routing hole in one leg	+\$64
Z	Routing holes in two legs	+\$128

STEP 2

(^) Paint Suffix List

G	Storm	
R	Black	
S	Silver	
T	Medium Tone	
W	Arctic White	
Z	Other	TBD


Tip: Some Steelcase, Miller/Knoll, Haworth, and Allsteel paints are available for \$1000 list fee per order. Call/email for availability of specific colors. Additional custom paints (e.g. Tiger Dry Lac) must be quoted through designteam@enwork.com.

Product Specifications:


- > Standard height is 27.75". Bar height is 40.75".
- > Square tubes are 1.5" x 1.5". Rectangle tubes are 1.5" x 3".
- > Casters (if applicable) are locking.

Ordering Information:


- > Standard height is 27.75". Bar height is 40.75". For shorter heights put "X" in front of the part number and add \$118 list.
- > Installation hardware included
- > Cable routing holes available on conference table bases. No cable routing hole in training table legs.
- > For number of bases required per table size and recommended base locations, see page 27.
- > **A freight fee of \$150 net is assessed on orders less than \$1500 net. See page 13.**

Part Number	Description	List Price (US\$)
	Sawhorse Training Table Legs (square tube) with Levelers, package of two	
LQT182^	Training Table Legs, levelers, for 18"D Table	\$710
LQT242^	Training Table Legs, levelers, for 24"D Table	\$778
LQT302^	Training Table Legs, levelers, for 30"/36"D Table	\$811

Tip: Each package of 2 legs supports a complete training table.

	Sawhorse Training Table Legs (square tube) with Black Casters, package of two	
LQT182C^	Training Table Legs, casters, for 18"D Table	\$796
LQT242C^	Training Table Legs, casters, for 24"D Table	\$876
LQT302C^	Training Table Legs, casters, for 30"/36"D Table	\$908

Tip: Each package of 2 legs supports a complete training table.

	Sawhorse Conference Table Base (rectangle tube) with levelers, package of two individual legs for one table end	
LQTCT?^	Conference Table Legs for 36"-60"D Table	\$691
LQRRBH?^	Conference Table Legs for 36"-60"D Tables, Bar Height (42"H)	\$770

Tip: Bases are designed to be inset 20-24" from conference table ends.

Tip: Order the following quantities for 72"-240"W Tables
 72-96"W Tables need QTY 2 LQTCT/LQRRBH
 108"-192"W Tables need QTY 3 LQTCT/LQRRBH
 204"-240"W Tables need QTY 4 LQTCT/LQRRBH

TOPS	TABLES STEP 2 - SAWHORSE
BASES	
POWER DATA	
SUPPORT FURNITURE	
ACCESSORIES	

Notes

Sensation™ T-Legs

STEP 1

(?) Routing Holes Suffix List

N	No routing holes in leg	no charge
Y	Routing hole in one leg	+\$64
Z	Routing holes in two legs	+\$128

STEP 2 - Legs with Casters Only

(@) Caster Color Suffix List:

B	Black	no charge
G	White with Grey Trim	+\$40

STEP 3

(^) Paint Suffix List:

G	Storm	
R	Black	
S	Silver	
T	Medium Tone	
W	Arctic White	
Z	Other	TBD

Tip: Polished aluminum feet (not columns) are available at no charge. This creates a two-tone color scheme. Free form "Polished Feet" on your order and put a "Z" in front of the part number.

Tip: Some Steelcase, Miller/Knoll, Haworth, and Allsteel paints are available for \$1000 list fee per order. Call/email for availability of specific colors. Additional custom paints (e.g. Tiger Dry Lac) must be quoted through designteam@enwork.com.

Product Specifications

- > Casters (if applicable) are locking.

Ordering Information:

- > Standard height is 27.75". For shorter heights put "X" in front of the part number and add \$118 list. For taller, put "XX" in front and add \$118 list. Maximum worksurface height is 42".
- > Installation hardware is included.
- > Polished aluminum feet with painted steel vertical columns are available. See Step 3.
- > For number of bases required per table size and recommended base locations, see page 27.
- > **A freight fee of \$150 net is assessed on orders less than \$1500 net. See page 13.**

Part Number	Description	List Price (US\$)
Sensation T-Legs with Levelers, package of two		
LMT182?^	T-Leg, levelers, for 18"D table (14" spread)	\$819
LMT242?^	T-Leg, levelers, for 24"D table (20" spread)	\$845
LMT302?^	T-Leg, levelers, for 30-36"D table (26" spread)	\$896
Sensation T-Legs with Casters, package of two		
LMTC182?@^	T-Leg, casters, for 18"D table (14" spread)	\$913
LMTC242?@^	T-Leg, casters, for 24"D table (20" spread)	\$938
LMTC302?@^	T-Leg, casters, for 30-36"D table (26" spread)	\$990
Sensation TT-Leg with Levelers, package of one		
LMT48?^	TT-Leg, levelers for 42"D and 48"D table (39" spread)	\$795
LMT60?^	TT-Leg, levelers for 60"D table (46" spread)	\$873

Tip: Split-Y Leg is another option, see page 166

Sensation T-Leg Flip Tables (Complete Table)

Product Specifications:

- > Angled leg flip tables nest in-line. Straight leg flip tables nest off-set. Nested, both leg styles have 7-1/2" between front of one table to front of the next table.
- > Angled foot depth is approximately 13" for 18"D flip tables, 19" for 24"D flip tables, and 24.5" for 30"D flip tables. Straight foot depth is approximately 13.5" for 18"D flip tables, 19.5" for 24"D flip tables, and 25.5" for 30"D flip tables.
- > As of May 2018, the Sensation flip mechanism has changed.
- > Cable troughs are available. See page 180.
- > Locking casters included.

Ordering Information:

- > Installation hardware is included.
- > A special 7"H hinged modesty panel, or a narrower width, are recommended for use with all angled and 30"D Sensation flip bases to avoid potential paint scratches on the feet. Contact designteam@enwork.com for more details.
- > Flip tables include Top with 3mm edge or knife edge on user side.
- > **A freight fee of \$150 net is assessed on orders less than \$1500 net. See page 13.**

COORDINATING FURNITURE

See page 254-263
for coordinating
Sensation furniture.

List Price
(US\$)

3mm Edge Laminate worksurface on Sensation T-Leg (straight) Flip Base on Casters, 18"D



Part Number	Description	List Price (US\$)
LMRS1848A*?@*#	18"D Sensation Straight T-Leg Flip Table 48"W Top w/ 3mm Edge	\$2,090
LMRS1860A*?@*#	18"D Sensation Straight T-Leg Flip Table 60"W Top w/ 3mm Edge	\$2,296
LMRS1872A*?@*#	18"D Sensation Straight T-Leg Flip Table 72"W Top w/ 3mm Edge	\$2,370
LMRS1896A*?@*#	18"D Sensation Straight T-Leg Flip Table 96"W Top w/ 3mm Edge	\$2,594

3mm Edge Laminate worksurface on Sensation T-Leg (straight) Flip Base on Casters, 24"D

LMRS2448A*?@*#	24"D Sensation Straight T-Leg Flip Table 48"W Top w/ 3mm Edge	\$2,116
LMRS2460A*?@*#	24"D Sensation Straight T-Leg Flip Table 60"W Top w/ 3mm Edge	\$2,314
LMRS2472A*?@*#	24"D Sensation Straight T-Leg Flip Table 72"W Top w/ 3mm Edge	\$2,388
LMRS2496A*?@*#	24"D Sensation Straight T-Leg Flip Table 96"W Top w/ 3mm Edge	\$2,613

3mm Edge Laminate worksurface on Sensation T-Leg (straight) Flip Base on Casters, 30"D

LMRS3048A*?@*#	30"D Sensation Straight T-Leg Flip Table 48"W Top w/ 3mm Edge	\$2,244
LMRS3060A*?@*#	30"D Sensation Straight T-Leg Flip Table 60"W Top w/ 3mm Edge	\$2,437
LMRS3072A*?@*#	30"D Sensation Straight T-Leg Flip Table 72"W Top w/ 3mm Edge	\$2,527
LMRS3096A*?@*#	30"D Sensation Straight T-Leg Flip Table 96"W Top w/ 3mm Edge	\$2,746

3mm Edge Laminate worksurface on Sensation T-Leg (angled) Flip Base on Casters

LMRA2460A*?@*#	24"D Sensation Angled T-Leg Flip Table 60"W Top w/ 3mm Edge	\$2,411
LMRA2472A*?@*#	24"D Sensation Angled T-Leg Flip Table 72"W Top w/ 3mm Edge	\$2,485
LMRA3060A*?@*#	30"D Sensation Angled T-Leg Flip Table 60"W Top w/ 3mm Edge	\$2,534
LMRA3072A*?@*#	30"D Sensation Angled T-Leg Flip Table 72"W Top w/ 3mm Edge	\$2,622

Knife Edge (user side) Laminate worksurface on Sensation T-Leg (straight) Flip Base on Casters, 18"D



LMRS1848K*?@*#	18"D Sensation Straight T-Leg Flip Table 48"W Top w/ Knife Edge User Side	\$2,237
LMRS1860K*?@*#	18"D Sensation Straight T-Leg Flip Table 60"W Top w/ Knife Edge User Side	\$2,508
LMRS1872K*?@*#	18"D Sensation Straight T-Leg Flip Table 72"W Top w/ Knife Edge User Side	\$2,589
LMRS1896K*?@*#	18"D Sensation Straight T-Leg Flip Table 96"W Top w/ Knife Edge User Side	\$2,888

Knife Edge (user side) Laminate worksurface on Sensation T-Leg (straight) Flip Base on Casters, 24"D

LMRS2448K*?@*#	24"D Sensation Straight T-Leg Flip Table 48"W Top w/ Knife Edge User Side	\$2,267
LMRS2460K*?@*#	24"D Sensation Straight T-Leg Flip Table 60"W Top w/ Knife Edge User Side	\$2,526
LMRS2472K*?@*#	24"D Sensation Straight T-Leg Flip Table 72"W Top w/ Knife Edge User Side	\$2,611
LMRS2496K*?@*#	24"D Sensation Straight T-Leg Flip Table 96"W Top w/ Knife Edge User Side	\$2,897

Knife Edge (user side) Laminate worksurface on Sensation T-Leg (straight) Flip Base on Casters, 30"D

LMRS3048K*?@*#	30"D Sensation Straight T-Leg Flip Table 48"W Top w/ Knife Edge User Side	\$2,425
LMRS3060K*?@*#	30"D Sensation Straight T-Leg Flip Table 60"W Top w/ Knife Edge User Side	\$2,682
LMRS3072K*?@*#	30"D Sensation Straight T-Leg Flip Table 72"W Top w/ Knife Edge User Side	\$2,776
LMRS3096K*?@*#	30"D Sensation Straight T-Leg Flip Table 96"W Top w/ Knife Edge User Side	\$3,085

Knife Edge (user side) Laminate worksurface on Sensation T-Leg (angled) Flip Base on Casters

LMRA2460K*?@*#	24"D Sensation Angled T-Leg Flip Table 60"W Top w/ Knife Edge User Side	\$2,624
LMRA2472K*?@*#	24"D Sensation Angled T-Leg Flip Table 72"W Top w/ Knife Edge User Side	\$2,705
LMRA3060K*?@*#	30"D Sensation Angled T-Leg Flip Table 60"W Top w/ Knife Edge User Side	\$2,767
LMRA3072K*?@*#	30"D Sensation Angled T-Leg Flip Table 72"W Top w/ Knife Edge User Side	\$2,869

TOPS

BASES

POWER
DATASUPPORT
FURNITURE

ACCESSORIES

TABLES STEP 2 - SENSATION

STEP 1

(*) Paint Suffix List

G	Storm	
R	Black	
S	Silver	
T	Medium Tone	
W	Arctic White	
Z	Other	TBD

Tip: Some Steelcase, Miller/Knoll, Haworth, and Allsteel paints are available for \$1000 list fee per order. Call/email for availability of specific colors. Additional custom paints (e.g. Tiger Dry Lac) must be quoted through designteam@enwork.com.

STEP 2

(?) Routing Hole Suffix List:

N	No routing hole in one leg	no charge
Y	Routing hole in one leg	+\$64
Z	Routing hole in two legs	+\$128

STEP 3

(@) Caster Color Suffix List:

B	Black	no charge
G	White w/ Grey Trim	+\$40

STEP 4

(*) Cable Management Suffix List:

N	No Cable Management	no charge
G	Grommet (one, center rear)	+\$19
U	Power/Data cut-out (one, center rear)	+\$37
X	Other	TBD

STEP 5

(#) Laminate Suffix List:

2	Formica Pecan Walnut (6996-26)	
3	Formica Millennium Oak (5887-26)	
4	Formica Scandi Rift Oak (8677-26)	
5	Formica Pale Brushstroke (6997-58)	
6	Formica Storm (912-58)	
A	Formica Chelsea Maple (9238-58)	
E	Formica Zen Grey (9243-58)	
F	Formica Black (909-58)	
G	Formica Graphite (837-58)	
H	Formica Ceruse Gray Walnut (6994-26)	
K	Formica Aged Ash (8844-WR)	
L	Formica Formal Walnut (5782-NG)	
M	Formica Classic White (9244-58)	
Q	Formica Inked Oak (5792-PG)	
W	Formica Brite White (459-58)	
X	Formica Non-Premium (58,43, MC, SP, and NT finishes), Wilsonart Premium (WR, 42, 77, 46, RD), Wilsonart Non-Premium (-38, -60), and Wilsonart Premium (-07, -12, -18, -28, -52, -78)	+\$40

Wilsonart virtual design library Y series laminates, Wilsonart Solicoor, and Formica ColorCore2 are not included in the above upcharges.

For pricing, contact designteam@enwork.com

Sensation Straight Legs, & X-Bases

STEP 1

(?) Routing Holes Suffix List

N	No routing holes in leg	no charge
Y	Routing hole in one leg	+\$64
Z	Routing holes in two legs	+\$128

STEP 2 - Legs with Casters Only

(@) Caster Color Suffix List:

B	Black	no charge
G	White with Grey Trim	+\$40

STEP 3

(^) Paint Suffix List

G	Storm	TBD
R	Black	
S	Silver	
T	Medium Tone	
W	Arctic White	
Z	Other	

Tip: Polished aluminum feet (not columns) are available at no charge. This creates a two-tone color scheme. Free form "Polished Feet" on your order and put a "Z" in front of the part number.

Tip: Some Steelcase, Miller/Knoll, Haworth, and Allsteel paints are available for \$1000 list fee per order. Call/email for availability of specific colors. Additional custom paints (e.g. Tiger Dry Lac) must be quoted through designteam@enwork.com.

COORDINATING FURNITURE

See pages 254 - 263
for coordinating
Sensation furniture.

Product Specifications:

- > Casters (if applicable) are locking.

Ordering Information:

- > Standard height is 27.75". For shorter heights put "X" in front of the part number and add \$118 list. For taller, put "XX" in front and add \$118 list. Double for 4-Post "X" Base. Maximum worksurface height is 42".
- > Installation hardware is included.
- > Polished aluminum feet with painted steel vertical columns are available. See Step 3.
- > For number of bases required per table size and recommended base locations, see page 27.
- > **A freight fee of \$150 net is assessed on orders less than \$1500 net. See page 13.**
- > Locking casters included if applicable.

Part Number	Description	List Price (US\$)
Sensation Straight Legs (2.3" diameter) with levelers		
LMA? [^]	Straight Leg, leveler	\$268
LMA2? [^]	Straight Leg, leveler, package of two	\$536
Sensation Straight Legs with locking casters		
LMAC? ^{@^}	Straight Leg, caster	\$270
LMAC2? ^{@^}	Straight Leg, caster, package of two	\$568
Sensation X-Bases with Levelers		
LMXA? [^]	X-Base, levelers, for 24" round table (22" x 22" spread)	\$875
LMXB? [^]	X-Base, levelers, for 30-36" round or 24-30" square table (26" x 26" spread)	\$910
LMXC? [^]	X-Base, levelers, for 42" round or 36" square table (32" x 32" spread)	\$926
Sensation X-Bases on Casters		
LMXAC? ^{@^}	X-Base, casters, for 24" round table (22" x 22" spread)	\$931
LMXBC? ^{@^}	X-Base, casters, for 30-36" round or 24-30" square table (26" x 26" spread)	\$961
LMXCC? ^{@^}	X-Base, casters, for 42" round or 36" square table (32" x 32" spread)	\$980
Sensation 4-Post X-Bases with Levelers		
LMXE? [^]	4-Post X-Base, levelers, for 60" round or 48" square table (43.5" x 43.5" spread)	\$1,858
LMXF? [^]	4-Post X-Base, levelers, for 72"-84" 2-piece round table (49.5" x 49.5" spread)	\$2,114

Sensation C-Legs

Product Specifications:

- > Casters (if applicable) are locking.

Ordering Information:

- > Standard height is 27.75". For shorter heights put "X" in front of the part number and add \$118 list. For taller, put "XX" in front and add \$118 list. Non-standard heights not available on height-adjustable legs. Maximum worksurface height is 42".
- > Installation hardware is included.
- > Polished aluminum feet with painted steel vertical columns are available. See Step 3.
- > For number of bases required per table size and recommended base locations, see page 27.
- > **A freight fee of \$150 net is assessed on orders less than \$1500 net. See page 13.**

Part Number	Description	List Price (US\$)
-------------	-------------	-------------------



Sensation C-Legs with Levelers, package of two

LMC182?^	C-Leg, leveler, for 18"D table (17" spread)	\$849
LMC242?^	C-Leg, leveler, for 24"D table (20" spread)	\$854
LMC302?^	C-Leg, leveler, for 30"D table (27" spread)	\$921



Sensation C-Legs with Casters, package of two

LMCC182?@^	C-Leg, caster, for 18"D table (17" spread)	\$961
LMCC242?@^	C-Leg, caster, for 24"D table (20" spread)	\$975
LMCC302?@^	C-Leg, caster, for 30"D table (27" spread)	\$1,015

TOPS

BASES

POWER
DATASUPPORT
FURNITURE

ACCESSORIES

TABLES STEP 2 - SENSATION

STEP 1

(?) Routing Holes Suffix List

N	No routing holes in leg	no charge
Y	Routing hole in one leg	+\$64
Z	Routing holes in two legs	+\$128

STEP 2 - Legs with Casters Only

(@) Caster Color Suffix List:

B	Black	no charge
G	White with Grey Trim	+\$40

STEP 3

(^) Paint Suffix List

G	Storm	
R	Black	
S	Silver	
T	Medium Tone	
W	Arctic White	
Z	Other	TBD

Tip: Polished aluminum feet (not columns) are available at no charge. This creates a two-tone color scheme. Free form "Polished Feet" on your order and put a "Z" in front of the part number.

Tip: Some Steelcase, Miller/Knoll, Haworth, and Allsteel paints are available for \$1000 list fee per order. Call/email for availability of specific colors. Additional custom paints (e.g. Tiger Dry Lac) must be quoted through designteam@enwork.com.

Sensation Conference Y-Bases

STEP 1

(?) Routing Holes Suffix List

- N No routing holes in leg no charge
- Y Routing hole in one leg +\$64
- Z Routing holes in two legs +\$128

STEP 2 - Legs with Casters Only

(@) Caster Color Suffix List:

- B Black no charge
- G White with Grey Trim +\$40

STEP 3

(*) Paint Suffix List

- G Storm
- R Black
- S Silver
- T Medium Tone
- W Arctic White
- Z Other TBD

Tip: Polished aluminum feet (not columns) are available at no charge. This creates a two-tone color scheme. Free form "Polished Feet" on your order and put a "Z" in front of the part number.

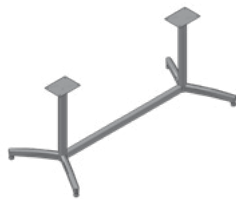
Tip: Some Steelcase, Miller/Knoll Haworth, and Allsteel paints are available for \$1000 list fee per order. Call/email for availability of specific colors. Additional custom paints (e.g. Tiger Dry Lac) must be quoted through designteam@enwork.com.

COORDINATING FURNITURE

See page 254-263 for coordinating Sensation furniture.

Ordering Information:

- > Standard height is 27.75". For shorter heights put "X" in front of the part number and add \$118 list. For taller, put "XX" in front and add \$118 list. Maximum worksurface height is 42".
- > Installation hardware is included.
- > Polished aluminum feet with painted steel vertical columns and painted steel footer bars are available. See Step 3.
- > Routing holes are positioned in the center base. For routing holes in an end base, contact designteam@enwork.com.
- > For number of bases required per table size and recommended base location, see page 26.
- > **A freight fee of \$150 net is assessed on orders less than \$1500 net. See page 13.**



Part Number	Description	List Price (US\$)
-------------	-------------	-------------------

Sensation Y-leg base with Footer Bar and Levelers, for 36"D tables - base spread 20.75"

LMYB3672?^	Y-Legs (includes two) w/ Footer Bar, levelers, for 36" x 72" top	\$1,537
LMYB3684?^	Y-Legs (includes two) w/ Footer Bar, levelers, for 36" x 84" top	\$1,579
LMYB3696?^	Y-Legs (includes two) w/ Footer Bar, levelers, for 36" x 96" top	\$1,625

Sensation Y-leg base with Footer Bar and Levelers, for 42"D tables - base spread 26"

LMYB4272?^	Y-Legs (includes two) w/ Footer Bar, levelers, for 42" x 72" top	\$1,593
LMYB4284?^	Y-Legs (includes two) w/ Footer Bar, levelers, for 42" x 84" top	\$1,638
LMYB4296?^	Y-Legs (includes two) w/ Footer Bar, levelers, for 42" x 96" top	\$1,682

Sensation Y-leg base with Footer Bar and Levelers, for 48"D tables - base spread 26"

LMYB4872?^	Y-Legs (includes two) w/ Footer Bar, levelers, for 48" x 72" top	\$1,593
LMYB4884?^	Y-Legs (includes two) w/ Footer Bar, levelers, for 48" x 84" top	\$1,638
LMYB4896?^	Y-Legs (includes two) w/ Footer Bar, levelers, for 48" x 96" top	\$1,682

Sensation Split Y-Leg Bases with Rectangle Footer Bar and Levelers 48-60"D Tables

LMYD108?^	Split Y-Leg w/ Rect. Footer Bar, levelers, for 48"-60"D x 108"W top	\$4,067
LMYD120?^	Split Y-Leg w/ Rect. Footer Bar, levelers, for 48"-60"D x 120"W top	\$4,067
LMYD132?^	Split Y-Leg w/ Rect. Footer Bar, levelers, for 48"-60"D x 132"W top	\$4,204
LMYD144?^	Split Y-Leg w/ Rect. Footer Bar, levelers, for 48"-60"D x 144"W top	\$4,306
LMYD156?^	Split Y-Leg w/ Rect. Footer Bar, levelers, for 48"-60"D x 156"W top	\$4,493
LMYD168?^	Split Y-Leg w/ Rect. Footer Bar, levelers, for 48"-60"D x 168"W top	\$4,493
LMYD180?^	Split Y-Leg w/ Rect. Footer Bar, levelers, for 48"-60"D x 180"W top	\$5,861
LMYD192?^	Split Y-Leg w/ Rect. Footer Bar, levelers, for 48"-60"D x 192"W top	\$6,011
LMYD204?^	Split Y-Leg w/ Rect. Footer Bar, levelers, for 48"-60"D x 204"W top	\$6,011
LMYD216?^	Split Y-Leg w/ Rect. Footer Bar, levelers, for 48"-60"D x 216"W top	\$6,185
LMYD228?^	Split Y-Leg w/ Rect. Footer Bar, levelers, for 48"-60"D x 228"W top	\$6,277
LMYD240?^	Split Y-Leg w/ Rect. Footer Bar, levelers, for 48"-60"D x 240"W top	\$6,277



Sensation Split Y-Leg Bases, package of two

LMYE482?^	Split Y-Leg for 48"D table	\$1,780
LMYE602?^	Split Y-Leg for 60"D table	\$1,872

Tip: Two and three-piece tables also require a double T-Leg at the seams.

Solano™ T-Legs

Product Specifications:

> Casters (if applicable) are locking.

Ordering Information:

- > Standard height is 27.75". For shorter heights put "X" in front of the part number and add \$56 list. For taller, put "XX" in front and add \$70 list. Maximum worksurface height is 42"
- > For number of bases required per table size and recommended base locations, see page 27.
- > **A freight fee of \$150 net is assessed on orders less than \$1500 net. See page 13.**

Part Number Description List Price (US\$)



Solano T-Legs with Levelers, package of two

LCATP182?^	T-Leg, levelers for 18"D table (16" spread)	\$710
LCATP242?^	T-Leg, levelers for 24"D table (22" spread)	\$778
LCATP302?^	T-Leg, levelers for 30-36"D table (26" spread)	\$811



Solano T-Legs on Casters, package of two

LCATPC182?@^	T-Leg, casters for 18"D table (16" spread)	\$796
LCATPC242?@^	T-Leg, casters for 24"D table (22" spread)	\$876
LCATPC302?@^	T-Leg, casters for 30-36"D table (26" spread)	\$908



Solano T-Leg Folding with Levelers, package of two

LCATPF182^	T-Leg Folding, levelers, for 18"D table	\$1,238
LCATPF242^	T-Leg Folding, levelers, for 24"D table	\$1,248
LCATPF302^	T-Leg Folding, levelers, for 30"D table	\$1,262

Tip: Designed for tables 60" wide and wider.
Contact designteam@enwork.com for other options.



Solano T-Leg Folding with Casters, package of two

LCATPFC182@^	T-Leg Folding, casters, for 18"D table	\$1,260
LCATPFC242@^	T-Leg Folding, casters, for 24"D table	\$1,291
LCATPFC302@^	T-Leg Folding, casters, for 30"D table	\$1,303

Tip: Designed for tables 60" wide and wider.
Contact designteam@enwork.com for other options.



Leg Cable Management Covers

LPCM^	Cable Management Cover for Leg with Leveler	\$73
LPCMC^	Cable Management Cover for Leg with Caster	\$73
LPCMA^	Cable Management Cover for Flip Table with Casters	\$73

TOPS	TABLES STEP 2 - SOLANO
BASES	
POWER DATA	
SUPPORT FURNITURE	
ACCESSORIES	

STEP 1

- (?) Routing Holes Suffix List**
 N No routing holes in leg no charge
 Y Routing hole in one leg +\$64
 Z Routing holes in two legs +\$128

STEP 2 - Legs w/ Casters Only

- (@) Caster Color Suffix List:**
 B Black no charge
 G Grey +\$40

STEP 3

- (*) Paint Suffix List**
 G Storm
 R Black
 S Silver
 T Medium Tone
 W Arctic White
 Z Other TBD

Tip: Some Steelcase, Miller/Knoll, Haworth, and Allsteel paints are available for \$1000 list fee per order. Call/email for availability of specific colors. Additional custom paints (e.g. Tiger Dry Lac) must be quoted through designteam@enwork.com.

Solano T-Leg Flip Tables (Complete Tables)

STEP 1

(^) Paint Suffix List

G	Storm	
R	Black	
S	Silver	
T	Medium Tone	
W	Arctic White	
Z	Other	TBD

Tip: Some Steelcase, Miller/Knoll, Haworth, and Allsteel paints are available for \$1000 list fee per order. Call/email for availability of specific colors. Additional custom paints (e.g. Tiger Dry Lac) must be quoted through designteam@enwork.com.

STEP 2

(?) Routing Hole Suffix List:

N	No routing hole in one leg	no charge
Y	Routing hole in one leg	+\$64
Z	Routing hole in two legs	+\$128

STEP 3

(@) Caster Color Suffix List:

B	Black	no charge
G	Grey	+\$40

STEP 4

(*) Cable Management Suffix List:

N	No Cable Management	no charge
G	Grommet (one, center rear)	+\$19
U	Power/Data cut-out (one, center rear)	+\$37
X	Other	TBD

STEP 5

(#) Laminate Suffix List:

2	Formica Pecan Walnut (6996-26)	
3	Formica Millennium Oak (5887-26)	
4	Formica Scandi Rift Oak (8677-26)	
5	Formica Pale Brushstroke (6997-58)	
6	Formica Storm (912-58)	
A	Formica Chelsea Maple (9238-58)	
E	Formica Zen Grey (9243-58)	
F	Formica Black (909-58)	
G	Formica Graphite (837-58)	
H	Formica Ceruse Gray Walnut (6994-26)	
K	Formica Aged Ash (8844-WR)	
L	Formica Formal Walnut (5782-NG)	
M	Formica Classic White (9244-58)	
Q	Formica Inked Oak (5792-PG)	
W	Formica Brite White (459-58)	
X	Formica Non-Premium (58,43, MC, SP, and NT finishes), Formica Premium (WR, 42, 77, 46, RD), Wilsonart Non-Premium (-38, -60), and Wilsonart Premium (-07, -12, -18, -28, -52, -78)	+\$40

Wilsonart virtual design library Y series laminates, Wilsonart Solicor, and Formica ColorCore2 are not included in the above upcharges.

For pricing, contact designteam@enwork.com

Product Specifications:

- > Angled leg tables nest in-line. Straight leg tables nest off-set. Nested, both leg styles have 7-1/2" between front of one table to front of the next table.
- > Angled foot depth is approximately 16" for 18"D tables, 21.75" for 24"D tables, and 25.5" for 30"D tables. Straight foot depth is approximately 16" for 18"D tables, 22" for 24"D tables, and 26" for 30"D tables.
- > As of May 2018, the Solano flip mechanism has changed.
- > Cable troughs are available. See page 180.
- > Locking casters included.

Ordering Information:

- > A special 7"H hinged modesty panel is recommended for use with all angled Solano flip bases to avoid potential paint scratches on the feet. Contact designteam@enwork.com for more details.
- > Includes Top with 3mm edge or knife edge on user side.
- > Angled legs nest in-line. Straight legs nest off-set.
- > **A freight fee of \$150 net is assessed on orders less than \$1500 net. See page 13.**

Part Number	Description	List Price (US\$)
3mm Edge Laminate worksurface on Solano T-Leg (straight) Flip Base on Casters, 18"D		
LCRS1848A^?@*#	18"D Solano Straight T-Leg Flip Table 48"W Top w/ 3mm Edge	\$2,084
LCRS1860A^?@*#	18"D Solano Straight T-Leg Flip Table 60"W Top w/ 3mm Edge	\$2,275
LCRS1872A^?@*#	18"D Solano Straight T-Leg Flip Table 72"W Top w/ 3mm Edge	\$2,378
LCRS1896A^?@*#	18"D Solano Straight T-Leg Flip Table 96"W Top w/ 3mm Edge	\$2,654
3mm Edge Laminate worksurface on Solano T-Leg (straight) Flip Base, 24"D		
LCRS2448A^?@*#	24"D Solano Straight T-Leg Flip Table 48"W Top w/ 3mm Edge	\$2,179
LCRS2460A^?@*#	24"D Solano Straight T-Leg Flip Table 60"W Top w/ 3mm Edge	\$2,363
LCRS2472A^?@*#	24"D Solano Straight T-Leg Flip Table 72"W Top w/ 3mm Edge	\$2,465
LCRS2496A^?@*#	24"D Solano Straight T-Leg Flip Table 96"W Top w/ 3mm Edge	\$2,738
3mm Edge Laminate worksurface on Solano T-Leg (straight) Flip Base, 30"D		
LCRS3048A^?@*#	30"D Solano Straight T-Leg Flip Table 48"W Top w/ 3mm Edge	\$2,362
LCRS3060A^?@*#	30"D Solano Straight T-Leg Flip Table 60"W Top w/ 3mm Edge	\$2,530
LCRS3072A^?@*#	30"D Solano Straight T-Leg Flip Table 72"W Top w/ 3mm Edge	\$2,660
LCRS3096A^?@*#	30"D Solano Straight T-Leg Flip Table 96"W Top w/ 3mm Edge	\$2,975
3mm Edge Laminate worksurface on Solano T-Leg (angled) Flip Base		
LCRA2460A^?@*#	24"D Solano Angled T-Leg Flip Table 60"W Top w/ 3mm Edge	\$2,354
LCRA2472A^?@*#	24"D Solano Angled T-Leg Flip Table 72"W Top w/ 3mm Edge	\$2,540
LCRA3060A^?@*#	30"D Solano Angled T-Leg Flip Table 60"W Top w/ 3mm Edge	\$2,591
LCRA3072A^?@*#	30"D Solano Angled T-Leg Flip Table 72"W Top w/ 3mm Edge	\$2,740
Knife Edge (user side) Laminate worksurface on Solano T-Leg (straight) Flip Base on Casters, 18"D		
LCRS1848K^?@*#	18"D Solano Straight T-Leg Flip Table 48"W Top w/ Knife Edge User Side	\$2,207
LCRS1860K^?@*#	18"D Solano Straight T-Leg Flip Table 60"W Top w/ Knife Edge User Side	\$2,448
LCRS1872K^?@*#	18"D Solano Straight T-Leg Flip Table 72"W Top w/ Knife Edge User Side	\$2,552
LCRS1896K^?@*#	18"D Solano Straight T-Leg Flip Table 96"W Top w/ Knife Edge User Side	\$2,901
Knife Edge (user side) Laminate worksurface on Solano T-Leg (straight) Flip Base, 24"D		
LCRS2448K^?@*#	24"D Solano Straight T-Leg Flip Table 48"W Top w/ Knife Edge User Side	\$2,264
LCRS2460K^?@*#	24"D Solano Straight T-Leg Flip Table 60"W Top w/ Knife Edge User Side	\$2,537
LCRS2472K^?@*#	24"D Solano Straight T-Leg Flip Table 72"W Top w/ Knife Edge User Side	\$2,637
LCRS2496K^?@*#	24"D Solano Straight T-Leg Flip Table 96"W Top w/ Knife Edge User Side	\$2,983
Knife Edge (user side) Laminate worksurface on Solano T-Leg (straight) Flip Base, 30"D		
LCRS3048K^?@*#	30"D Solano Straight T-Leg Flip Table 48"W Top w/ Knife Edge User Side	\$2,513
LCRS3060K^?@*#	30"D Solano Straight T-Leg Flip Table 60"W Top w/ Knife Edge User Side	\$2,724
LCRS3072K^?@*#	30"D Solano Straight T-Leg Flip Table 72"W Top w/ Knife Edge User Side	\$2,847
LCRS3096K^?@*#	30"D Solano Straight T-Leg Flip Table 96"W Top w/ Knife Edge User Side	\$3,255
Knife Edge (user side) Laminate worksurface on Solano T-Leg (angled) Flip Base		
LCRA2460K^?@*#	24"D Solano Angled T-Leg Flip Table 60"W Top w/ Knife Edge User Side	\$2,611
LCRA2472K^?@*#	24"D Solano Angled T-Leg Flip Table 72"W Top w/ Knife Edge User Side	\$2,703
LCRA3060K^?@*#	30"D Solano Angled T-Leg Flip Table 60"W Top w/ Knife Edge User Side	\$2,783
LCRA3072K^?@*#	30"D Solano Angled T-Leg Flip Table 72"W Top w/ Knife Edge User Side	\$2,909

Solano TT-Legs - Conference

Ordering Information:

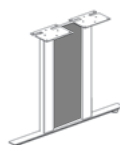
- > Standard height is 27.75". For shorter heights put "X" in front of the part number and add \$56 list. For taller, put "XX" in front and add \$70 list. Maximum worksurface height is 42".
- > Installation hardware is included.
- > For number of bases required per table size and recommended base locations, see page 27.
- > **A freight fee of \$150 net is assessed on orders less than \$1500 net. See page 13.**



Solano TT-Leg with Levelers, package of one

Part Number	Description	List Price (US\$)
LCATP48?^	TT-Leg, levelers for 42"D or 48"D table (34" spread)	\$810
LCATP60?^	TT-Leg, levelers for 60"D table (40" spread)	\$856

Tip: The 48" leg top plates are 4" apart and therefore cannot receive power/data units between them.

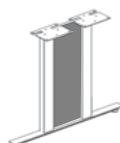


Solano TT-Leg with Levelers and Laminate Filler, package of one

LCATPL48?^#	TT-Leg, levelers, laminate filler for 42"D or 48"D table (34" spread)	\$1,136
LCATPL60?^#	TT-Leg, levelers, laminate filler for 60"D table (40" spread)	\$1,204

Tip: A center power/data location on a 2-piece table is not possible due to interference with the laminate filler panel on the leg (a leg is typically shared at the seam of the 2 pieces).

Tip: TT-Leg with filler cannot accept the cable management cover.



Solano TT-Leg with Levelers and Veneer Filler, package of one

LCATPV48?^#	TT-Leg, levelers, veneer filler for 42"D or 48"D table (34" spread)	\$2,385
LCATPV60?^#	TT-Leg, levelers, veneer filler for 60"D table (40" spread)	\$2,435

Tip: A center power/data location on a 2-piece table is not possible due to interference with the laminate filler panel on the leg (a leg is typically shared at the seam of the 2 pieces).

Tip: TT-Leg with filler cannot accept the cable management cover.

TOPS

BASES

POWER
DATASUPPORT
FURNITURE

ACCESSORIES

TABLES STEP 2 - SOLANO

STEP 1

(?) Routing Holes Suffix List

N	No routing holes in column	no charge
Y	Routing hole in one column	+ \$64
Z	Routing holes in two columns	+ \$128

STEP 2

(^) Paint Suffix List

G	Storm	
R	Black	
S	Silver	
T	Medium Tone	
W	Arctic White	
Z	Other	TBD

Tip: Some Steelcase, Miller/Knoll, Haworth, and Allsteel paints are available for \$1000 list fee per order. Call/email for availability of specific colors. Additional custom paints (e.g. Tiger Dry Lac) must be quoted through designteam@enwork.com.

STEP 3 - TT-Leg Filler Only

(#) Laminate Suffix List:

2	Formica Pecan Walnut (6996-26)	
3	Formica Millennium Oak (5887-26)	
4	Formica Scandi Rift Oak (8677-26)	
5	Formica Pale Brushstroke (6997-58)	
6	Formica Storm (912-58)	
A	Formica Chelsea Maple (9238-58)	
E	Formica Zen Grey (9243-58)	
F	Formica Black (909-58)	
G	Formica Graphite (837-58)	
H	Formica Ceruse Gray Walnut (6994-26)	
K	Formica Aged Ash (8844-WR)	
L	Formica Formal Walnut (5782-NG)	
M	Formica Classic White (9244-58)	
Q	Formica Inked Oak (5792-PG)	
W	Formica Brite White (459-58)	
X	Formica Non-Premium (58, 43, MC, SP, and NT finishes), Formica Premium (WR, 42, 77, 46, RD), Wilsonart Non-Premium (-38, -60), and Wilsonart Premium (-07, -12, -18, -28, -52, -78)	+ \$40

Wilsonart virtual design library Y series laminates, Wilsonart Solicor, and Formica ColorCore2 are not included in the above upcharges.

For pricing, contact designteam@enwork.com

(#) Veneer Suffix List:

D	Maple (stained similar to Chelsea Maple laminate)	
T	Walnut (stained similar to Wilsonart Ebony Recon non-standard laminate)	
**3	Ash - Clear Coat	
**4	Ash - Light Grey Stain (stained similar to Pale Brushstroke laminate)	
**5	Ash - Dark Grey Stain (stained similar to Storm laminate)	
6	Rift Cut Oak - Clear Coat (stained similar to Scandi Rift Oak laminate)	
7	Walnut - Clear Coat (stained similar to Pecan Walnut laminate)	
X	Stain Match (add a one-time \$700 list Stain Match fee)	+10%

** See page 22 for color and grain variation.

Solano C-Legs

STEP 1

(?) Routing Holes Suffix List

N	No routing holes in leg	no charge
Y	Routing hole in one leg	+\$64
Z	Routing holes in two legs	+\$128

STEP 2 - Legs w/ Casters Only

(@) Caster Color Suffix List:

B	Black	no charge
G	Grey	+\$40

STEP 3

(^) Paint Suffix List

G	Storm	
R	Black	
S	Silver	
T	Medium Tone	
W	Arctic White	
Z	Other	TBD

Tip: Some Steelcase, Miller/Knoll, Haworth, and Allsteel paints are available for \$1000 list fee per order.

Call/email for availability of specific colors. Additional custom paints (e.g. Tiger Dry Lac) must be quoted through designsteam@enwork.com.

Product Specifications:

- > Casters (if applicable) are locking.

Ordering Information:

- > Standard height is 27.75". For shorter heights put "X" in front of the part number and add \$56 list. For taller, put "XX" in front and add \$70 list. Non-standard heights not available on height-adjustable legs. Maximum worksurface height is 42".
- > Installation hardware is included.
- > For number of bases required per table size and recommended base locations, see page 27.
- > **A freight fee of \$150 net is assessed on orders less than \$1500 net. See page 13.**

Part Number	Description	List Price (US\$)
-------------	-------------	-------------------



Solano C-Leg with Levelers, package of two

LCACP182?^	C-Leg, levelers, for 18"D table (16" spread)	\$710
LCACP242?^	C-Leg, levelers, for 24"D table (22" spread)	\$778
LCACP302?^	C-Leg, levelers, for 30"D table (26" spread)	\$811



Solano C-Leg with Casters, package of two

LCACPC182?@^	C-Leg, casters, for 18"D table (16" spread)	\$796
LCACPC242?@^	C-Leg, casters, for 24"D table (22" spread)	\$876
LCACPC302?@^	C-Leg, casters, for 30"D table (26" spread)	\$908



Solano Set-Screw Adjustable C-Leg Base Assembly with Levelers for 18"D Tables (16" spread)

LCAACP1848?^	Set-Screw C-Leg base assembly, levelers, for 18"D x 48"W top	\$1,242
LCAACP1860?^	Set-Screw C-Leg base assembly, levelers, for 18"D x 60"W top	\$1,242
LCAACP1872?^	Set-Screw C-Leg base assembly, levelers, for 18"D x 72"W top	\$1,242

Tip: Height range is 29"-43" with 1.5" increments (including top).

Tip: Set-Screw Adjustable legs cannot accept the cable management cover.

Solano Set-Screw Adjustable C-Leg Base Assembly with Levelers for 24"D Tables (22" spread)

LCAACP2448?^	Set-Screw C-Leg base assembly, levelers, for 24"D x 48"W top	\$1,406
LCAACP2460?^	Set-Screw C-Leg base assembly, levelers, for 24"D x 60"W top	\$1,406
LCAACP2472?^	Set-Screw C-Leg base assembly, levelers, for 24"D x 72"W top	\$1,406

Tip: Height range is 29"-43" with 1.5" increments (including top).

Tip: Set-Screw Adjustable legs cannot accept the cable management cover.

Solano Set-Screw Adjustable C-Leg Base Assembly with Levelers for 30"D Tables (26" spread)

LCAACP3048?^	Set-Screw C-Leg base assembly, levelers, for 30"D x 48"W top	\$1,453
LCAACP3060?^	Set-Screw C-Leg base assembly, levelers, for 30"D x 60"W top	\$1,453
LCAACP3072?^	Set-Screw C-Leg base assembly, levelers, for 30"D x 72"W top	\$1,453

Tip: Height range is 29"-43" with 1.5" increments (including top).

Tip: Set-Screw Adjustable legs cannot accept the cable management cover.

TOPS	TABLES STEP 2 - SOLANO
BASES	
POWER DATA	
SUPPORT FURNITURE	
ACCESSORIES	

Notes

Solano X-Bases

STEP 1 - 4-Post X-Base Only

(?) Routing Holes Suffix List

N	No routing holes in leg	no charge
Y	Routing hole in one leg	+ \$64
Z	Routing holes in two legs	+ \$128

STEP 2

(^) Paint Suffix List

G	Storm	
R	Black	
S	Silver	
T	Medium Tone	
W	Arctic White	
Z	Other	TBD

Tip: Some Steelcase, Miller/Knoll, Haworth, and Allsteel paints are available for \$1000 list fee per order. Call/email for availability of specific colors. Additional custom paints (e.g. Tiger Dry Lac) must be quoted through designteam@enwork.com.

STEP 3 - Legs w/ Casters Only

(@) Caster Color Suffix List:

B	Black	no charge
G	Grey	+ \$40

STEP 1 - Infill Only

(#) Laminate Suffix List:

2	Formica Pecan Walnut (6996-26)	
3	Formica Millennium Oak (5887-26)	
4	Formica Scandi Rift Oak (8677-26)	
5	Formica Pale Brushstroke (6997-58)	
6	Formica Storm (912-58)	
A	Formica Chelsea Maple (9238-58)	
E	Formica Zen Grey (9243-58)	
F	Formica Black (909-58)	
G	Formica Graphite (837-58)	
H	Formica Ceruse Gray Walnut (6994-26)	
K	Formica Aged Ash (8844-WR)	
L	Formica Formal Walnut (5782-NG)	
M	Formica Classic White (9244-58)	
Q	Formica Inked Oak (5792-PG)	
W	Formica Brite White (459-58)	
X	Formica Non-Premium (includes 58,43, MC, SP, and NT finishes) and Wilsonart Premium (-07, -12, -18, -28, -52, -78) laminates.	+ \$60

Wilsonart virtual design library Y series laminates, Wilsonart Solicolor, and Formica ColorCore2 are not included in the above upcharges.

For pricing, contact designteam@enwork.com

Product Specifications:

- > Casters (if applicable) are locking.

Ordering Information:

- > Standard height is 27.75". For shorter heights put "X" in front of the part number and add \$56 list (\$112 for a 4-post x-base). For taller steel legs, put "XX" in front and add \$70 list (\$140 for a 4-post x-base). Non-standard heights not available on height-adjustable legs. Maximum worksurface height is 42".

- > **A freight fee of \$150 net is assessed on orders less than \$1500 net. See page 13.**



Part Number	Description	List Price (US\$)
Solano X-Bases with Levelers		
LCAXPA^	X-base, levelers, for 24" round top (22"x 22" spread)	\$847
LCAXPB^	X-base, levelers, for 30-36" round or 24"-30" sq top (26"x 26" spread)	\$875
LCAXPC^	X-base, levelers, for 42" round or 36" sq top (32"x 32" spread)	\$884
LCAXPD^	X-base, levelers, for 48" round or 42" sq top (38"x 38" spread)	\$904

Solano 4-Post X-Base with Levelers

LCAXPE?^	4-Post X-Base, levelers, for 54"-84" Round Top	\$1,844
----------	--	---------

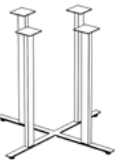
Solano 4-Post X-Base with Levelers & Laminate Infill

LCAXPEL?^#	4-Post X-Base w/ Infill (no door), levelers, for 54"-84" Round Top	\$3,684
LCAXPELD?^#	4-Post X-Base w/ Infill (with door), levelers, for 54"-84" Round Top	\$3,942



Solano X-Bases with Levelers - Bar Height

LCAXPBBA^	X-base, bar height, levelers, for 24" round top (22" x 22" spread)	\$872
LCAXPBBA^	X-base, bar height, levelers, for 30-36" round or 24" - 30" sq top (26" x 26" spread)	\$896
LCAXPBBC^	X-base, bar height, levelers, for 42" round or 36" sq top (32" x 32" spread)	\$943
LCAXPBBD^	X-base, bar height, levelers, for 48" round or 42" sq top (38" x 38" spread)	\$968



Solano 4-Post X-Base with Levelers - Bar Height

LCAXPBE?^	4-Post X-base, bar height, levelers, for 54"-72" round top (48" x 48" spread)	\$2,321
-----------	---	---------

Solano 4-Post X-Base with Levelers & Laminate Infill - Bar Height

LCAXPBEL?^#	4-Post X-Base w/ Infill (no door), bar height, levelers, for 54"-72" Round Top	\$3,619
LCAXPBELD?^#	4-Post X-Base w/ Infill (w/ door), bar height, levelers, for 54"-72" Round Top	\$3,785



Solano X-Bases with Casters

LCAXPAC^@	X-base, casters, for 24" round top (22"x 22" spread)	\$975
LCAXPBC^@	X-base, casters, for 30-36" round or 24"-30" sq top (26"x 26" spread)	\$985
LCAXPCC^@	X-base, casters, for 42" round or 36" sq top (32"x 32" spread)	\$965
LCAXPDC^@	X-base, casters, for 48" round or 42" sq top (38"x 38" spread)	\$1,089

Solano 4-Post X-Base with Casters

LCAXPEC?^@	4-Post X-Base, casters, for 54"-84" Round Top	\$1,640
------------	---	---------

TOPS

BASES

POWER
DATASUPPORT
FURNITURE

ACCESSORIES

TABLES STEP 2 - SOLANO

Part Number	Description	List Price (US\$)
-------------	-------------	-------------------


Solano X-Bases with Power/Data Top Plate and Levelers

LCAX3PA^	X-Base w/ P/D Top Plate, Levelers, for 24" round top (22"x 22" spread)	\$1,145
LCAX3PB^	X-Base w/ P/D Top Plate, Levelers, for 30"-36" round or 24"-30" sq top (26"x 26" spread)	\$1,163
LCAX3PC^	X-Base w/ P/D Top Plate, Levelers, for 42" round or 36" sq top (32"x 32" spread)	\$1,190
LCAX3PD^	X-Base w/ P/D Top Plate, Levelers, for 48" round or 42" sq top (38"x 38" spread)	\$1,215

Tip: Includes hole in bottom of leg for cable management and special top plate that allows room for power/data in center of top.

Tip: Top plate can accommodate the Ellora B, Axil, and Single-Sided Ellora power data units.


Solano X-Bases with Power/Data Top Plate and Levelers - Bar Height

LCAX3PBBA^	X-base w/ P/D Top Plate, bar height, levelers, for 24" round top (22"x 22" spread)	\$1,041
LCAX3PB BB^	X-base w/ P/D Top Plate, bar height, levelers, for 30"-36" round or 24"-30" sq top (26"x 26" spread)	\$1,260
LCAX3PB BC^	X-base w/ P/D Top Plate, bar height, levelers, for 42" round or 36" sq top (32"x 32" spread)	\$1,270
LCAX3PB BD^	X-base w/ P/D Top Plate, bar height, levelers, for 48" round or 42" sq top (38" x 38" spread)	\$1,295

Tip: Includes hole in bottom of leg for cable management and special top plate that allows room for power/data in center of top.

Tip: Top plate can accommodate the Ellora B, Axil, and Single-Sided Ellora power data units.


Solano X-Bases with Power/Data Top Plate and Casters

LCAX3PAC^@	X-Base with P/D Top Plate, casters, for 24" round top (22"x 22" spread)	\$1,202
LCAX3PBC^@	X-Base with P/D Top Plate, casters, for 30"-36" round or 24"-30" sq top (26"x 26" spread)	\$1,243
LCAX3PCC^@	X-Base with P/D Top Plate, casters, for 42" round or 36" sq top (32"x 32" spread)	\$1,253
LCAX3PDC^@	X-Base with P/D Top Plate, casters, for 48" round or 42" sq top (38"x 38" spread)	\$1,368

Tip: Includes hole in bottom of leg for cable management and special top plate that allows room for power/data in center of top.

Tip: Top plate can accommodate the Ellora B, Axil, and Single-Sided Ellora power data units.

Solano Fast Crank Height-Adjustable Bases

Fast Crank Product Specifications:

- > Height adjustment range of 26" - 44" high (with top).
- > Adjusts 2 turns per inch.
- > 110 lbs load capacity when moving, 210 lbs when static. (Load capacity includes weight of worksurface.)

Ordering Information:

- > Available in silver only.
- > Installation hardware is included.
- > Tops ordered separately.
- > Ships unassembled.
- > **A freight fee of \$150 net is assessed on orders less than \$1500 net. See page 13.**



Part Number	Description	List Price (US\$)
Solano 2-Legged Fast Crank Adjustment C-Leg Base Assemblies for Rectangle Tables		
LVTCRRS	2-Leg Fast Crank Base, Levelers, for 24"/30"D rectangle table, Silver	\$1,408
	Tip: For use on 48" - 72" wide rectangle tops (adjustable cross bar). Tip: Other colors available with longer lead times. Contact designteam@enwork.com for details.	
LVTC	Caster Kit, 4 casters, 1.5"H	\$72
	Tip: On bases with casters, the height adjustment range changes to 27.5" - 45.5".	

TOPS

BASES

POWER
DATASUPPORT
FURNITURE

ACCESSORIES

TABLES STEP 2 - SOLANO

Notes

Statement™ Table Bases

STEP 1

(#) Laminate Suffix List:

- 2 Formica Pecan Walnut (6996-26)
- 3 Formica Millennium Oak (5887-26)
- 4 Formica Scandi Rift Oak (8677-26)
- 5 Formica Pale Brushstroke (6997-58)
- 6 Formica Storm (912-58)
- A Formica Chelsea Maple (9238-58)
- E Formica Zen Grey (9243-58)
- F Formica Black (909-58)
- G Formica Graphite (837-58)
- H Formica Ceruse Gray Walnut (6994-26)
- K Formica Aged Ash (8844-WR)
- L Formica Formal Walnut (5782-NG)
- M Formica Classic White (9244-58)
- Q Formica Inked Oak (5792-PG)
- W Formica Brite White (459-58)
- X Formica Non-Premium (58,43, MC, SP, and NT finishes), Formica Premium (WR, 42, 77, 46, RD), Wilsonart Non-Premium (-38, -60), and Wilsonart Premium (-07, -12, -18, -28, -52, -78) +\$40

Wilsonart virtual design library Y series laminates, Wilsonart Solicolor, and Formica ColorCore2 are not included in the above upcharges.

For pricing, contact designteam@enwork.com

(#) Veneer Suffix List:

- D Maple (stained similar to Chelsea Maple laminate)
 - T Walnut (stained similar to Wilsonart Ebony Recon non-standard laminate)
 - **3 Ash - Clear Coat
 - **4 Ash - Light Grey Stain (stained similar to Pale Brushstroke laminate)
 - **5 Ash - Dark Grey Stain (stained similar to Storm laminate)
 - 6 Rift Cut Oak - Clear Coat (stained similar to Scandi Rift Oak laminate)
 - 7 Walnut - Clear Coat (stained similar to Pecan Walnut laminate)
 - X Stain Match (add a one-time \$700 list Stain Match fee) +10%
- ** See page 22 for color and grain variation.

Product Specifications:

- > Thickness of Birch ply on base is 2.75".

Ordering Information:

- > Bases include steel tube interior structure for cable management within the base.
- > Statement tops ordered separately. See pages 44-56.
- > For number of bases required per table size and recommended base locations, see page 27.
- > **A freight fee of \$150 net is assessed on orders less than \$1500 net. See page 13.**



D1_W1 Part Number Description

List Price
(US\$)

Laminate Statement Conference Table Bases with Exposed Plyed Core and levelers (package of one)			
18	6	LK18LPA#	18" Base, Exposed Plyed Core, for use on 36"/42"D table \$3,578
24	6	LK24LPA#	24" Base, Exposed Plyed Core, for use on 48"/54"D table \$3,688
30	6	LK30LPA#	30" Base, Exposed Plyed Core, for use on 60"/66"D table \$3,822
36	6	LK36LPA#	36" Base, Exposed Plyed Core, for use on 72"D table \$3,956

Laminate (all sides) Statement Conference Table Bases with levelers (package of one)

18	6	LK18LAA#	18" Base, Laminate all sides, for use on 36"/42"D table \$2,837
24	6	LK24LAA#	24" Base, Laminate all sides, for use on 48"/54"D table \$2,947
30	6	LK30LAA#	30" Base, Laminate all sides, for use on 60"/66"D table \$3,081
36	6	LK36LAA#	36" Base, Laminate all sides, for use on 72"D table \$3,215



Veneer Statement Conference Table Bases with Exposed Plyed Core and levelers (package of one)

18	6	LK18VPA#	18" Base, Veneer w/ Exposed Plyed Core, for use on 36"/42"D table \$4,496
24	6	LK24VPA#	24" Base, Veneer w/ Exposed Plyed Core, for use on 48"/54"D table \$4,708
30	6	LK30VPA#	30" Base, Veneer w/ Exposed Plyed Core, for use on 60"/66"D table \$4,883
36	6	LK36VPA#	36" Base, Veneer w/ Exposed Plyed Core, for use on 72"D table \$5,030

Veneer (all sides) Statement Conference Table Bases with levelers (package of one)

18	6	LK18VAA#	18" Base, Veneer all sides, for use on 36"/42"D table \$3,565
24	6	LK24VAA#	24" Base, Veneer all sides, for use on 48"/54"D table \$3,783
30	6	LK30VAA#	30" Base, Veneer all sides, for use on 60"/66"D table \$3,951
36	6	LK36VAA#	36" Base, Veneer all sides, for use on 72"D table \$4,106

TOPS	TABLES STEP 2 - STATEMENT
BASES	
POWER DATA	
SUPPORT FURNITURE	
ACCESSORIES	

Notes

Stealth™ Conference Base & Beam Assemblies

STEP 1

(@) Filler List:

- A Flat Filler - Standard Laminate
- B Flat Filler - Standard Veneer

Tip: Fillers are aesthetic treatments on the front and back of panel bases.

STEP 2

(*) Paint Suffix List

A	Anodized Aluminum	no charge
S	Silver	+\$1,700
R	Black	+\$1,700
G	Storm	+\$1,700
T	Medium Tone	+\$1,700
W	Arctic White	+\$1,700
Z	Other	TBD

Tip: Some Steelcase, Miller/Knoll, Haworth, and Allsteel paints are available for \$1000 list fee per order. Call/email for availability of specific colors. Additional custom paints (e.g. Tiger Dry Lac) must be quoted through designsteam@enwork.com.

STEP 3

(#) Laminate Suffix List:

- 2 Formica Pecan Walnut (6996-26)
- 3 Formica Millennium Oak (5887-26)
- 4 Formica Scandi Rift Oak (8677-26)
- 5 Formica Pale Brushstroke (6997-58)
- 6 Formica Storm (912-58)
- A Formica Chelsea Maple (9238-58)
- E Formica Zen Grey (9243-58)
- F Formica Black (909-58)
- G Formica Graphite (837-58)
- H Formica Ceruse Gray Walnut (6994-26)
- K Formica Aged Ash (8844-WR)
- L Formica Formal Walnut (5782-NG)
- M Formica Classic White (9244-58)
- Q Formica Inked Oak (5792-PG)
- W Formica Brite White (459-58)
- X Formica Non-Premium (58,43, MC, SP, and NT finishes), Formica Premium (WR, 42, 77, 46, RD), Wilsonart Non-Premium (-38, -60), and Wilsonart Premium (-07, -12, -18, -28, -52, -78)

Wilsonart virtual design library Y series laminates, Wilsonart Solicolor, and Formica ColorCore2 are not included in the above upcharges.

For pricing, contact designsteam@enwork.com

(#) Veneer Suffix List:

- D Maple (stained similar to Chelsea Maple laminate)
- T Walnut (stained similar to Wilsonart Ebony Recon non-standard laminate)

- **3 Ash - Clear Coat
- **4 Ash - Light Grey Stain (stained similar to Pale Brushstroke laminate)
- **5 Ash - Dark Grey Stain (stained similar to Storm laminate)

- 6 Rift Cut Oak - Clear Coat (stained similar to Scandi Rift Oak laminate)
- 7 Walnut - Clear Coat (stained similar to Pecan Walnut laminate)

- X Stain Match (add a one-time \$700 list Stain Match fee)

** See page 22 for color and grain variation.

STEP 1 (Trough Covers Only)

(!) Paint Suffix List

S	Silver	no charge
R	Black	+\$50
G	Storm	+\$50
T	Medium Tone	+\$50
W	Arctic White	+\$50
Z	Other	TBD

Product Specifications:

- > Trim is clear anodized aluminum or painted. See step 2.
- > Panel Bases are 5-3/16"W

Ordering Information:

- > Product is base and beam kit only. Table top specified separately.
- > Bases include cable management and cable grippers.
- > Trough covers are available to conceal equipment and hide wiring & cabling. See chart on next page.
- > Oasis and Ellora double-sided power data units do not fit 36"/42"D base assemblies. Single-sided Ellora power units will only fit 36"/42"D base assemblies if rotated.
- > Kit includes aluminum mitered structural cross beams.
- > Base and Beam kits ship partially assembled.
- > **A freight fee of \$150 net is assessed on orders less than \$1500 net. See page 13.**

FLAT FILLER	FLAT FILLER
STANDARD	STANDARD
LAMINATE	VENEER

Part Number Description

Suffix A	Suffix B
----------	----------

Stealth Base and Beam Assemblies for 36"/42"D Tables - Seated Height (29"H)



LY36AA@^#	Seated Base Assembly for 36"/42"D x 72" - 84"W table	\$5,852	\$7,272
LY36BA@^#	Seated Base Assembly for 36"/42"D x 96"-108"W table	\$6,352	\$7,743
LY36CA@^#	Seated Base Assembly for 36"/42"D x 120"W table	\$7,260	\$9,345
LY36DA@^#	Seated Base Assembly for 36"/42"D x 132"W table	\$7,260	\$9,345
LY36EA@^#	Seated Base Assembly for 36"/42"D x 144"W table	\$7,282	\$9,374
LY36FA@^#	Seated Base Assembly for 36"/42"D x 156"W table	\$7,282	\$9,374



LY36GA@^#	Seated Base Assembly for 36"/42"D x 168/180/192"W table	\$10,933	\$13,210
LY36HA@^#	Seated Base Assembly for 36"/42"D x 204"-216"W table	\$11,848	\$14,084
LY36IA@^#	Seated Base Assembly for 36"/42"D x 228"-240"W table	\$11,730	\$13,991

Stealth Base and Beam Assemblies for 48"/54"D Tables - Seated Height (29"H)



LY48AA@^#	Seated Base Assembly for 48"/54"D x 72"-84"W table	\$6,215	\$8,416
LY48BA@^#	Seated Base Assembly for 48"/54"D x 96"-108"W table	\$6,577	\$8,776
LY48CA@^#	Seated Base Assembly for 48"/54"D x 120"W table	\$7,260	\$9,345
LY48DA@^#	Seated Base Assembly for 48"/54"D x 132"W table	\$7,260	\$9,345
LY48EA@^#	Seated Base Assembly for 48"/54"D x 144"W table	\$7,282	\$9,374
LY48FA@^#	Seated Base Assembly for 48"/54"D x 156"W table	\$7,282	\$9,374



LY48GA@^#	Seated Base Assembly for 48"/54"D x 168/180/192"W table	\$10,933	\$13,210
LY48HA@^#	Seated Base Assembly for 48"/54"D x 204-216"W table	\$11,848	\$14,084
LY48IA@^#	Seated Base Assembly for 48"/54"D x 228-240"W table	\$11,729	\$13,991

Stealth Base and Beam Assemblies for 60"/66"D Tables - Seated Height (29"H)



LY66AA@^#	Seated Base Assembly for 60"/66"D x 72"-84"W table	\$7,862	\$9,842
LY66BA@^#	Seated Base Assembly for 60"/66"D x 96"-108"W table	\$8,289	\$10,260
LY66CA@^#	Seated Base Assembly for 60"/66"D x 120"W table	\$8,975	\$10,912
LY66DA@^#	Seated Base Assembly for 60"/66"D x 132"W table	\$8,975	\$10,912
LY66EA@^#	Seated Base Assembly for 60"/66"D x 144"W table	\$9,002	\$10,946
LY66FA@^#	Seated Base Assembly for 60"/66"D x 156"W table	\$9,002	\$10,946



LY66GA@^#	Seated Base Assembly for 60"/66"D x 168/180/192"W table	\$13,444	\$15,739
LY66HA@^#	Seated Base Assembly for 60"/66"D x 204-216"W table	\$14,302	\$16,558
LY66IA@^#	Seated Base Assembly for 60"/66"D x 228-240"W table	\$14,159	\$16,448

Stealth Base and Beam Assemblies for 72"D Tables - Seated Height (29"H)



LY72AA@^#	Seated Base Assembly for 72"D x 72"-84"W table	\$7,862	\$9,842
LY72BA@^#	Seated Base Assembly for 72"D x 96"-108"W table	\$8,289	\$10,260
LY72CA@^#	Seated Base Assembly for 72"D x 120"W table	\$8,975	\$10,912
LY72DA@^#	Seated Base Assembly for 72"D x 132"W table	\$8,975	\$10,912
LY72EA@^#	Seated Base Assembly for 72"D x 144"W table	\$9,002	\$10,946
LY72FA@^#	Seated Base Assembly for 72"D x 156"W table	\$9,002	\$10,946



LY72GA@^#	Seated Base Assembly for 72"D x 168/180/192"W table	\$13,444	\$15,739
LY72HA@^#	Seated Base Assembly for 72"D x 204-216"W table	\$14,302	\$16,558
LY72IA@^#	Seated Base Assembly for 72"D x 228-240"W table	\$14,159	\$16,448

COORDINATING FURNITURE
See page 252 for coordinating Stealth Credenzas.

TOPS
BASES
POWER DATA
SUPPORT FURNITURE
ACCESSORIES

TABLES STEP 2 - STEALTH

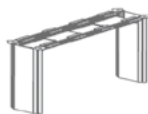
FLAT FILLER STANDARD LAMINATE FLAT FILLER STANDARD VENEER
Suffix A Suffix B

Part Number Description



Stealth Base and Beam Assemblies for 48"D/54"D Tables - Standing Height (42"H)

LY48AB@^#	Standing Base Assembly for 48"D x 72"-84"W table	\$6,948	\$9,279
LY48BB@^#	Standing Base Assembly for 48"D x 96-108"W table	\$7,238	\$9,554
LY48CB@^#	Standing Base Assembly for 48"D x 120"W table	\$7,949	\$10,209
LY48DB@^#	Standing Base Assembly for 48"D x 132"W table	\$8,006	\$10,274
LY48EB@^#	Standing Base Assembly for 48"D x 144"W table	\$8,032	\$10,304



Stealth Base and Beam Assemblies for 60"D Tables - Standing Height (42"H)

LY60AB@^#	Standing Base Assembly for 60"D x 72"-84"W table	\$7,894	\$10,670
LY60BB@^#	Standing Base Assembly for 60"D x 96-108"W table	\$8,085	\$10,757
LY60CB@^#	Standing Base Assembly for 60"D x 120"W table	\$8,653	\$11,394
LY60DB@^#	Standing Base Assembly for 60"D x 132"W table	\$8,653	\$11,394
LY60EB@^#	Standing Base Assembly for 60"D x 144"W table	\$8,653	\$11,394

Stealth Sliding Trough Covers* (See chart for maximum ordering quantities)

LYTCV18!	One trough cover for use with bases for 36"/42"D tables	\$234
----------	---	-------

Tip: Trough covers for 36"/42"D tables are compatible with select power data units. For details, contact designteam@enwork.com.

LYTCV24!	One trough cover for use with bases for 48"/54"D tables	\$254
LYTCV30!	One trough cover for use with bases for 60"/66"D tables	\$338
LYTCV36!	One trough cover for use with bases for 72"D tables	\$368

***Stealth Sliding Trough covers for concealing Power/Data under Stealth conference tables:**

Top Width	Max # of Trough Covers
72	1 or 2 [^]
84	2
96	2 or 3 [^]
108	2 or 3 [^]
120	3
132	4
144	4
156	5 [^]
168	5
180	6 [^]
192	6
204	6 or 7 [^]
216	7 [^]
228	7 [^]
240	8 [^]

(Trough covers are 24"W)
[^] Covers will overlap to completely cover gaps.

Tubular Legs

STEP 1

(^) Paint Suffix List

G	Storm	
R	Black	
S	Silver	
T	Medium Tone	
W	Arctic White	
U	Chrome (not available on H-legs)	+\$350
Z	Other	TBD

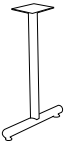
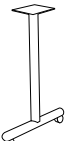
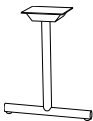
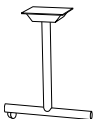
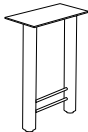
Tip: Some Steelcase, Miller/Knoll, Haworth, and Allsteel paints are available for \$1000 list fee per order. Call/email for availability of specific colors. Additional custom paints (e.g. Tiger Dry Lac) must be quoted through designteam@enwork.com.

Product Specifications:

- > Casters (if applicable) are locking.

Ordering Information:

- > Standard height is 27.75". For shorter heights put "X" in front of the part number and add \$56 list (\$112 for a 4-post "X" Base). For taller, put "XX" in front and add \$70 list (\$140 for a 4-post "X" Base). Non-standard heights not available on height-adjustable legs. Maximum worksurface height is 42".
- > Installation hardware included
- > All Tubular Legs are available in chrome except H Legs. See Step 1.
- > All Tubular legs with casters use 2" casters.
- > For number of bases required per table size and recommended base locations, see page 27.
- > **A freight fee of \$150 net is assessed on orders less than \$1500 net. See page 13.**

	Part Number	Description	List Price (US\$)
	Tubular T-Legs with Levelers, package of two		
	LTS182^	T-Leg, levelers, for 18"D table (16" spread)	\$646
	LTS242^	T-Leg, levelers, for 24"D table (22" spread)	\$656
	LTS302^	T-Leg, levelers, for 30"D or 36"D table (26" spread)	\$672
	Tubular T-Legs on Casters, package of two		
	LTSC182^	T-Leg, casters, for 18"D table (16" spread)	\$864
	LTSC242^	T-Leg, casters, for 24"D table (22" spread)	\$864
	LTSC302^	T-Leg, casters, for 30"D or 36"D table (26" spread)	\$960
	Tubular Folding T-Leg Base Assembly with Levelers, package of two		
	LTSF182^	Folding T-Leg, levelers, for 18"D table (16" spread)	\$1,292
	LTSF242^	Folding T-Leg, levelers, for 24"D table (22" spread)	\$1,334
	LTSF302^	Folding T-Leg, levelers, for 30"D or 36"D table (26" spread)	\$1,375
Tip: Designed for tables 60" wide and wider. Contact designteam@enwork.com for other options.			
	Tubular Folding T-Leg Base Assembly with Casters, package of two		
	LTSFC182^	Folding T-Leg, casters, for 18"D table (16" spread)	\$1,365
	LTSFC242^	Folding T-Leg, casters, for 24"D table (22" spread)	\$1,407
	LTSFC302^	Folding T-Leg, casters, for 30"D or 36"D table (26" spread)	\$1,445
Tip: Designed for tables 60" wide and wider. Contact designteam@enwork.com for other options.			
	Tubular H-Legs, package of one		
	LHA^	H-leg (14" spread) for 18-24"D table with 2" dia. Columns	\$360
	LHB^	H-Leg (20" spread) for 30-36"D table with 3" dia. Columns	\$408
	LHC^	H-Leg (24" spread) for 42-48"D table with 3" dia. Columns	\$570
	LHD^	H-Leg (30" spread) for 54-60"D table with 4" dia. Columns	\$824






TOPS

BASES

POWER
DATASUPPORT
FURNITURE

ACCESSORIES

TABLES STEP 2 - TUBULAR

	Part Number	Description	List Price (US\$)
	Tubular Column Legs for Peninsula, D-Top, Spanner and Jetty Worksurfaces - 3" diameter, package of one		
	LCLMP^	Column Leg	\$221
	Tubular Straight Legs - 2" diameter		
	LPLE^	Straight Leg, leveler	\$162
	LPLE2^	Straight Leg, leveler, package of two	\$323
	LPLEC^	Straight Leg, caster	\$224
	LPLEC2^	Straight Leg, caster, package of two	\$448
	Tubular X-Bases with Levelers		
	LXBA^	X-Base, levelers, for 24" round or 24" square table	\$562
	LXBB^	X-Base, levelers, for 30"-36" round or 30" square table	\$580
	LXBC^	X-Base, levelers, for 42" round or 36" square table	\$684
	LXBD^	X-Base, levelers, for 48" round or 42" square table	\$758
	Tubular X-Bases with Casters		
	LXBCA^	X-Base, casters, for 24" round or 24" square table	\$662
	LXBCB^	X-Base, casters, for 30"-36" round or 30" square table	\$680
	LXBCC^	X-Base, casters, for 42" round or 36" square table	\$784
	LXBCD^	X-Base, casters, for 48" round or 42" square table	\$858
	Tubular Flip X-Bases on Casters		
	LXFAC^	Flip X-Base, casters, for 24" round table	\$977
	LXFBC^	Flip X-Base, casters, for 30"-36" round or 24"-30" square table	\$998
	LXFCC^	Flip X-Base, casters, for 42" round or 36" square table	\$1,113
	LXFDC^	Flip X-Base, casters, for 48" round or 42" square table	\$1,156

Videosharing (Pre-Configured Units)

STEP 1

(@) Cable Management Suffix List

N	No Cable Management	no charge
G	Grommet (one, center)	+\$19
K	One Power/Data Cut-Out, Centered	+\$37
X	Other	TBD

STEP 2

(^) Paint Suffix List

G	Storm	
R	Black	
S	Silver	
T	Medium Tone	
W	Arctic White	
Z	Other	TBD

Tip: Some Steelcase, Miller/Knoll, Haworth, and Allsteel paints are available for \$1000 list fee per order. Call/email for availability of specific colors. Additional custom paints (e.g. Tiger Dry Lac) must be quoted through designsteam@enwork.com.

STEP 3

(#) Laminate Suffix List:

2	Formica Pecan Walnut (6996-26)	
3	Formica Millennium Oak (5887-26)	
4	Formica Scandi Rift Oak (8677-26)	
5	Formica Pale Brushstroke (6997-58)	
6	Formica Storm (912-58)	
A	Formica Chelsea Maple (9238-58)	
E	Formica Zen Grey (9243-58)	
F	Formica Black (909-58)	
G	Formica Graphite (837-58)	
H	Formica Ceruse Gray Walnut (6994-26)	
K	Formica Aged Ash (8844-WR)	
L	Formica Formal Walnut (5782-NG)	
M	Formica Classic White (9244-58)	
Q	Formica Inked Oak (5792-PG)	
W	Formica Brite White (459-58)	
X	Formica Non-Premium (58,43, MC, SP, and NT finishes), Formica Premium (WR, 42, 77, 46, RD), Wilsonart Non-Premium (-38, -60), and Wilsonart Premium (-07, -12, -18, -28, -52, -78)	+\$40

Wilsonart virtual design library Y series laminates, Wilsonart Solicolor, and Formica ColorCore2 are not included in the above upcharges.

For pricing, contact designsteam@enwork.com


For additional videosharing options see Concurrency VS (page 106)

Product Specifications:

- > Complete tables includes laminate top with 3mm edge.
- > Tops for base kits are ordered separately.
- > Wall attachment brackets are always silver. For other finishes, contact designsteam@enwork.com.

Ordering Information:


- > Hardware to attach wall mounted tables to wall is provided by the customer. All other installation hardware is included.
- > **A freight fee of \$150 net is assessed on orders less than \$1500 net. See page 13.**

	Part Number	Description	List Price (US\$)
	Videosharing D-Top Complete Tables - Wall Mount, Seated Height		
	VSDW294260A@^#	Videosharing 42x60 D-Top Table w/ Seated Height Round Disc Base and Wall Attach Brkts, 3mm edge	\$2,337
	VSDW294272A@^#	Videosharing 42x72 D-Top Table w/ Seated Height Round Disc Base and Wall Attach Brkts, 3mm edge	\$2,428
	VSDW294284A@^#	Videosharing 42x84 D-Top Table w/ Seated Height Round Disc Base and Wall Attach Brkts, 3mm edge	\$2,562

Tip: Wall attachment brackets are always silver. For other finishes, contact designsteam@enwork.com.


	Videosharing D-Top Complete Tables - Wall Mount, Standing Height		
	VSDW424260A@^#	Videosharing 42x60 D-Top Table w/ Standing Height Round Disc Base and Wall Attach Brkts, 3mm edge	\$2,711
	VSDW424272A@^#	Videosharing 42x72 D-Top Table w/ Standing Height Round Disc Base and Wall Attach Brkts, 3mm edge	\$2,802
	VSDW424284A@^#	Videosharing 42x84 D-Top Table w/ Standing Height Round Disc Base and Wall Attach Brkts, 3mm edge	\$2,936

Tip: Wall attachment brackets are always silver. For other finishes, contact designsteam@enwork.com.


	Videosharing D-Top Complete Tables - Freestanding, Seated Height		
	VSDF294260A@^#	Videosharing 42x60 D-Top Table w/ Seated Height Round Disc Base and Tubular Straight Legs, 3mm edge	\$2,736
	VSDF294272A@^#	Videosharing 42x72 D-Top Table w/ Seated Height Round Disc Base and Tubular Straight Legs, 3mm edge	\$2,827
	VSDF294284A@^#	Videosharing 42x84 D-Top Table w/ Seated Height Round Disc Base and Tubular Straight Legs, 3mm edge	\$2,961

	Videosharing Wedge Complete Tables - Wall Mount, Seated Height		
	VSWW294848A@^#	Videosharing 48x48 Wedge Table w/ Seated Height Square Disc Base and Wall Attach Brkts, 3mm edge	\$2,583
	VSWW296060A@^#	Videosharing 60x60 Wedge Table w/ Seated Height Square Disc Base and Wall Attach Brkts, 3mm edge	\$2,885

Tip: Wall attachment brackets are always silver. For other finishes, contact designsteam@enwork.com.

	Videosharing Wedge Complete Tables - Wall Mount, Standing Height		
	VSWW424848A@^#	Videosharing 48x48 Wedge Table w/ Standing Height Square Disc Base and Wall Attach Brkts, 3mm edge	\$2,595
	VSWW426060A@^#	Videosharing 60x60 Wedge Table w/ Standing Height Square Disc Base and Wall Attach Brkts, 3mm edge	\$2,897

Tip: Wall attachment brackets are always silver. For other finishes, contact designsteam@enwork.com.

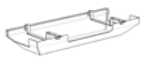

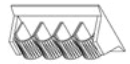
	Videosharing Wedge Complete Tables - Freestanding, Seated Height		
	VSWF294848A@^#	Videosharing 48x48 Wedge Table w/ Seated Height Square Disc Base and Impression Rectangular Straight Legs, 3mm edge	\$2,674
	VSWF296060A@^#	Videosharing 60x60 Wedge Table w/ Seated Height Square Disc Base and Impression Rectangular Straight Legs, 3mm edge	\$2,872

TOPS
BASES
POWER DATA
SUPPORT FURNITURE
ACCESSORIES

TABLES STEP 2 - VIDEO SHARING

Part Number	Description	List Price (US\$)
Videosharing Base Kits (Tops Ordered Separately) - Wall Attach, Seated Height		
VSAW^	Small Round Disc Seated (LDFA) and Wall Attach Brackets for 36"D Tops	\$1,185
VSBW^	Med Round Disc Seated (LDFB) and Wall Attach Brackets for 42"/48"D Tops	\$1,440
VSCW^	Large Round Disc Seated (LDFC) and Wall Attach Brackets for 54"/60"D Tops	\$1,792
Videosharing Base Kits (Tops Ordered Separately) - Wall Attach, Standing Height		
VSDW^	Med Round Disc Stdg (LDGA) and Wall Attach Brackets for 36"D Tops	\$1,568
VSEW^	Large Round Disc Stdg (LDGB) and Wall Attach Brackets for 42"/48"D Tops	\$1,814
Videosharing Base Kits (Tops Ordered Separately) - Freestanding Seated		
VSAF^	Small Round Disc Seated (LDFA) and Tubular Straight Legs (qty 2) for 36"D Tops	\$1,584
VSBF^	Med Round Disc Seated (LDFB) and Tubular Straight Legs (qty 2) for 42"/48"D Tops	\$1,839
VSCF^	Large Round Disc Seated (LDFC) and Tubular Straight Legs (qty 2) for 54"/60"D Tops	\$2,087

Wall Attachment Brackets		
VSW5	Wall Attachment Brackets for 24"-48"D Tops, Silver, pkg. of 2	\$105
VSWB	Wall Attachment Brackets for 54"-72"D Tops, Silver, pkg. of 4	\$209

Cable Management		
 PRAA^	Proxi Hinging Trough, 27.5"	\$237
 PDK48	Steel Cable Trough for Table, Black 48"W	\$244
	Tip: Not compatible with centered Oasis or double-sided Ellora power data units	
 PDGR	Universal Cable Gripper, 5 openings, Black	\$34

STEP 1 (Base Kits Only)

(^) Paint Suffix List

- G Storm
 - R Black
 - S Silver
 - T Medium Tone
 - W Arctic White
 - Z Other
- TBD

Tip: Some Steelcase, Miller/Knoll, Haworth, and Allsteel paints are available for \$1000 list fee per order. Call/email for availability of specific colors. Additional custom paints (e.g. Tiger Dry Lac) must be quoted through designteam@enwork.com.

STEP 1 (Proxi Trough Only)

(^) Paint Suffix List

- R Black
- S Silver
- W Arctic White

STEP 1 (Excludes folding legs)**(?) Routing Holes Suffix List**

N	No routing holes in leg	no charge
Y	Routing hole in one leg	+\$64
Z	Routing holes in two legs	+\$128

STEP 2**(@) Accent Foot Trim Suffix List:**

N	Standard Foot	no charge
Y	Polished Aluminum Accent Trim	+\$150

STEP 3 - Legs with Casters Only**(&) Caster Color Suffix List:**

B	Black
W	White with Grey Trim

STEP 4**(^) Paint Suffix List:**

G	Storm	
R	Black	
S	Silver	
T	Medium Tone	
W	Arctic White	
Z	Other	TBD

Tip: Some Steelcase, Miller/Knoll, Haworth, and Allsteel paints are available for \$1000 list fee per order. Call/email for availability of specific colors. Additional custom paints (e.g. Tiger Dry Lac) must be quoted through designteam@enwork.com.

Tip: For taller height T-legs, see page 212.

COORDINATING FURNITURE




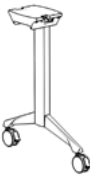

See pages 254-263 and 268-279 for coordinating Zori furniture.

Product Specifications:

- > Casters (if applicable) are locking.

Ordering Information:

- > Standard height is 27.75". For shorter height T-Legs (only) put "X" in front of the part number and add \$118 list.
- > Installation hardware is included.
- > Polished aluminum foot trim available for paint (non-polished) feet. See Step 2.
- > For number of bases required per table size and recommended base locations, see page 27.
- > For bar height T-legs, see page 212.
- > **A freight fee of \$150 net is assessed on orders less than \$1500 net. See page 13.**

Part Number	Description	List Price (US\$)
	Zori T-Legs with Levelers, package of two	
CYTSL182?@^	T-Leg, Levelers, for 18"D Table (18" spread)	\$633
CYTSL242?@^	T-Leg, Levelers, for 24"D Table (22" spread)	\$674
CYTSL302?@^	T-Leg, Levelers, for 30"D Table (28" spread)	\$706
CYTSL362?@^	T-Leg, Levelers, for 36"D Table (34" spread)	\$744
	Zori T-Legs with Casters, package of two	
CYTSC182?@&^	T-Leg, Casters, for 18"D Table (18" spread)	\$734
CYTSC242?@&^	T-Leg, Casters, for 24"D Table (22" spread)	\$774
CYTSC302?@&^	T-Leg, Casters, for 30"D Table (28" spread)	\$801
CYTSC362?@&^	T-Leg, Casters, for 36"D Table (34" spread)	\$840
	Zori Folding T-Leg Base Assembly with Levelers, package of two	
CYTFSL182@^	Folding T-Leg, Levelers, for 18"D Table (18" spread)	\$1,272
CYTFSL242@^	Folding T-Leg, Levelers, for 24"D Table (22" spread)	\$1,353
CYTFSL302@^	Folding T-Leg, Levelers, for 30-36"D Table (28" spread)	\$1,371
	Tip: Designed for rectangle tables 60" wide and wider. Contact designteam@enwork.com for other options.	
	Tip: Routing holes not available.	
	Zori Folding T-Leg Base Assembly with Casters, package of two	
CYTFSC182@&^	Folding T-Legs, Casters, for 18"D Table (18" spread)	\$1,352
CYTFSC242@&^	Folding T-Leg, Casters, for 24"D Table (22" spread)	\$1,433
CYTFSC302@&^	Folding T-Leg, Casters, for 30-36"D Table (28" spread)	\$1,451
	Tip: Designed for rectangle tables 60" wide and wider. Contact designteam@enwork.com for other options.	
	Tip: Routing holes not available.	
	Zori TT-Leg with Levelers, package of one	
CYTTSL42?@^	TT-Leg, Leveler, for 42-54"D table (36" spread)	\$705
CYTTSL60?@^	TT-Leg, Leveler, for 60"D table (45" spread)	\$773
	Tip: Split-Y Leg is another option, see page 216.	

Zori® T-Legs for K-12 Education

U.S. Patent No. D893,929 S

TOPS

BASES

POWER
DATASUPPORT
FURNITURE

ACCESSORIES

TABLES STEP 2 - ZORI

Part Number	Description	List Price (US\$)
-------------	-------------	-------------------



Zori T-Legs with Levelers for 24\"/>

CYT24L182?@^	24\"/>
CYT24L242?@^	24\"/>
CYT24L302?@^	24\"/>
CYT24L362?@^	24\"/>

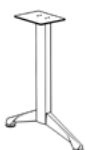
Tip: For use on 24\"/>



Zori T-Legs with Casters for 24\"/>

CYT24C182?@&^	24\"/>
CYT24C242?@&^	24\"/>
CYT24C302?@&^	24\"/>
CYT24C362?@&^	24\"/>

Tip: For use on 24\"/>



Zori T-Legs with Levelers for 27\"/>

CYT27L182?@^	27\"/>
CYT27L242?@^	27\"/>
CYT27L302?@^	27\"/>
CYT27L362?@^	27\"/>

Tip: For use on 27\"/>



Zori T-Legs with Casters for 27\"/>

CYT27C182?@&^	27\"/>
CYT27C242?@&^	27\"/>
CYT27C302?@&^	27\"/>
CYT27C362?@&^	27\"/>

Tip: For use on 27\"/>

Zori® Straight T-Leg Flip Tables (Complete Table)

U.S. Patents No. DS875,449

STEP 1

(*) Paint Suffix List

G Storm	no charge
R Black	no charge
S Silver	no charge
T Medium Tone	no charge
W Arctic White	no charge
P Polished*	+\$200
Z Other	TBD

*Tip: Polished finish not available on 18"D tables.

*Tip: Polished finish columns have a black crossbeam. For all other paint colors, crossbeam is painted to match.

Tip: Some Steelcase, Miller/Knoll, Haworth, and Allsteel paints are available for \$1000 list fee per order. Call/email for availability of specific colors. Additional custom paints (e.g. Tiger Dry Lac) must be quoted through designteam@enwork.com.

STEP 2

(?) Routing Hole Suffix List:

N No routing hole in one leg	no charge
Y Routing hole in one leg	+\$64
Z Routing hole in two legs	+\$128

STEP 3

(&) Caster Color Suffix List:

B Black	
W White w/ Grey Trim	

STEP 4

(@) Accent Foot Trim Suffix List:

N Standard Foot	no charge
Y Polished Aluminum Accent Trim	+\$150

STEP 5

(*) Cable Management Suffix List:

N No Cable Management	no charge
G Grommet (one, center rear)	+\$19
U Power/Data cut-out (one, center rear)	+\$37
X Other	TBD

STEP 6

(#) Laminate Suffix List:

2 Formica Pecan Walnut (6996-26)	
3 Formica Millennium Oak (5887-26)	
4 Formica Scandi Rift Oak (8677-26)	
5 Formica Pale Brushstroke (6997-58)	
6 Formica Storm (912-58)	
A Formica Chelsea Maple (9238-58)	
E Formica Zen Grey (9243-58)	
F Formica Black (909-58)	
G Formica Graphite (837-58)	
H Formica Ceruse Gray Walnut (6994-26)	
K Formica Aged Ash (8844-WR)	
L Formica Formal Walnut (5782-NG)	
M Formica Classic White (9244-58)	
Q Formica Inked Oak (5792-PG)	
W Formica Brite White (459-58)	
X Formica Non-Premium (58,43, MC, SP, and NT finishes), Formica Premium (WR, 42, 77, 46, RD), Wilsonart Non-Premium (-38, -60), and Wilsonart Premium (-07, -12, -18, -28, -52, -78)	+\$40

Wilsonart virtual design library Y series laminates, Wilsonart Solicor, and Formica ColorCore2 are not included in the above upcharges.

For pricing, contact designteam@enwork.com

Product Specifications:

- > Angled leg flip tables nest in-line. Straight leg flip tables nest off-set. Nested, both leg styles have 7-1/2" between front of one table to front of the next table.
- > Straight foot depth is approximately 18" for 18"D flip tables, 22" for 24"D flip tables, and 28" for 30"D flip tables.
- > Table height is 29"H. For shorter height flip tables, put X in front and add \$118 list. Shortest worksurface height is 21"H. For taller height flip tables, put XX in front and add \$118 list. Maximum worksurface height is 42"H.
- > Cable troughs are available. See page 180.
- > Locking casters included.

Ordering Information:

- > Standard height is 27.75". T-Leg (straight) flip tables 24"D-36"D are available at taller heights. Put "XX" in front of the part number and add \$118 list. Maximum worksurface height is 42".
- > Installation hardware is included.
- > A special 7"H hinged modesty panel, or a narrower width, are recommended for use with all angled and 30" and 36"D straight Zori flip bases to avoid potential paint scratches on the feet. Contact designteam@enwork.com for more details.
- > Flip tables include Top with 3mm edge or knife edge on user side.
- > Polished finish columns have a black crossbeam. For all other paint colors, crossbeam is painted to match.
- > Polished aluminum foot trim available for paint (non-polished) feet. See Step 4.
- > **A freight fee of \$150 net is assessed on orders less than \$1500 net. See page 13.**

Part Number	Description	List Price (US\$)
-------------	-------------	-------------------

3mm Edge Laminate worksurface on Zori T-Leg (straight) Flip Base on Casters, 18"D

CYRS1848A^?&@*#	18"D Straight T-Leg Flip Table 48"W Top w/ 3mm Edge	\$1,754
CYRS1860A^?&@*#	18"D Straight T-Leg Flip Table 60"W Top w/ 3mm Edge	\$1,928
CYRS1872A^?&@*#	18"D Straight T-Leg Flip Table 72"W Top w/ 3mm Edge	\$1,988
CYRS1884A^?&@*#	18"D Straight T-Leg Flip Table 84"W Top w/ 3mm Edge	\$2,176
CYRS1896A^?&@*#	18"D Straight T-Leg Flip Table 96"W Top w/ 3mm Edge	\$2,236

Tip: Polished finish in Step 1 not available on 18"D tables.



3mm Edge Laminate worksurface on Zori T-Leg (straight) Flip Base on Casters, 24"D

CYRS2448A^?&@*#	24"D Straight T-Leg Flip Table 48"W Top w/ 3mm Edge	\$1,785
CYRS2460A^?&@*#	24"D Straight T-Leg Flip Table 60"W Top w/ 3mm Edge	\$1,957
CYRS2472A^?&@*#	24"D Straight T-Leg Flip Table 72"W Top w/ 3mm Edge	\$2,017
CYRS2484A^?&@*#	24"D Straight T-Leg Flip Table 84"W Top w/ 3mm Edge	\$2,202
CYRS2496A^?&@*#	24"D Straight T-Leg Flip Table 96"W Top w/ 3mm Edge	\$2,262

3mm Edge Laminate worksurface on Zori T-Leg (straight) Flip Base on Casters, 30"D

CYRS3048A^?&@*#	30"D Straight T-Leg Flip Table 48"W Top w/ 3mm Edge	\$1,895
CYRS3060A^?&@*#	30"D Straight T-Leg Flip Table 60"W Top w/ 3mm Edge	\$2,065
CYRS3072A^?&@*#	30"D Straight T-Leg Flip Table 72"W Top w/ 3mm Edge	\$2,136
CYRS3084A^?&@*#	30"D Straight T-Leg Flip Table 84"W Top w/ 3mm Edge	\$2,328
CYRS3096A^?&@*#	30"D Straight T-Leg Flip Table 96"W Top w/ 3mm Edge	\$2,387

3mm Edge Laminate worksurface on Zori T-Leg (straight) Flip Base on Casters, 36"D

CYRS3648A^?&@*#	36"D Straight T-Leg Flip Table 48"W Top w/ 3mm Edge	\$1,987
CYRS3660A^?&@*#	36"D Straight T-Leg Flip Table 60"W Top w/ 3mm Edge	\$2,138
CYRS3672A^?&@*#	36"D Straight T-Leg Flip Table 72"W Top w/ 3mm Edge	\$2,195

Knife Edge (user side) Laminate worksurface on Zori T-Leg (straight) Flip Base on Casters, 18"D

CYRS1848K^?&@*#	18"D Straight T-Leg Flip Table 48"W Top w/ Knife Edge User Side	\$1,880
CYRS1860K^?&@*#	18"D Straight T-Leg Flip Table 60"W Top w/ Knife Edge User Side	\$2,109
CYRS1872K^?&@*#	18"D Straight T-Leg Flip Table 72"W Top w/ Knife Edge User Side	\$2,182
CYRS1884K^?&@*#	18"D Straight T-Leg Flip Table 84"W Top w/ Knife Edge User Side	\$2,435
CYRS1896K^?&@*#	18"D Straight T-Leg Flip Table 96"W Top w/ Knife Edge User Side	\$2,494

Tip: Polished finish in Step 1 not available on 18"D tables.



Knife Edge (user side) Laminate worksurface on Zori T-Leg (straight) Flip Base on Casters, 24"D

CYRS2448K^?&@*#	24"D Straight T-Leg Flip Table 48"W Top w/ Knife Edge User Side	\$1,916
CYRS2460K^?&@*#	24"D Straight T-Leg Flip Table 60"W Top w/ Knife Edge User Side	\$2,135
CYRS2472K^?&@*#	24"D Straight T-Leg Flip Table 72"W Top w/ Knife Edge User Side	\$2,210
CYRS2484K^?&@*#	24"D Straight T-Leg Flip Table 84"W Top w/ Knife Edge User Side	\$2,460
CYRS2496K^?&@*#	24"D Straight T-Leg Flip Table 96"W Top w/ Knife Edge User Side	\$2,519

Knife Edge (user side) Laminate worksurface on Zori T-Leg (straight) Flip Base on Casters, 30"D

CYRS3048K^?&@*#	30"D Straight T-Leg Flip Table 48"W Top w/ Knife Edge User Side	\$2,053
CYRS3060K^?&@*#	30"D Straight T-Leg Flip Table 60"W Top w/ Knife Edge User Side	\$2,273
CYRS3072K^?&@*#	30"D Straight T-Leg Flip Table 72"W Top w/ Knife Edge User Side	\$2,360
CYRS3084K^?&@*#	30"D Straight T-Leg Flip Table 84"W Top w/ Knife Edge User Side	\$2,620
CYRS3096K^?&@*#	30"D Straight T-Leg Flip Table 96"W Top w/ Knife Edge User Side	\$2,679

Knife Edge (user side) Laminate worksurface on Zori T-Leg (straight) Flip Base on Casters, 36"D

CYRS3648K^?&@*#	36"D Straight T-Leg Flip Table 48"W Top w/ Knife Edge User Side	\$2,503
CYRS3660K^?&@*#	36"D Straight T-Leg Flip Table 60"W Top w/ Knife Edge User Side	\$2,722
CYRS3672K^?&@*#	36"D Straight T-Leg Flip Table 72"W Top w/ Knife Edge User Side	\$2,822

Zori® Angled T-Leg Flip Tables (Complete Table)

U.S. Patents No. DS875,449

Product Specifications:

- > Angled leg flip tables nest in-line. Straight leg flip tables nest off-set. Nested, both leg styles have 7-1/2" between front of one table to front of the next table.
- > Angled foot depth is approximately 21" for 24"D flip tables, and 27" for 30"D flip tables.
- > Table height is 29"H. For shorter height flip tables, put X in front and add \$118 list. Shortest worksurface height is 21"H.
- > Cable troughs are available. See page 180.
- > Locking casters included.

Ordering Information:

- > Installation hardware is included.
- > A special 7"H hinged modesty panel, or a narrower width, are recommended for use with all angled and 30"D and 36"D straight Zori flip bases to avoid potential paint scratches on the feet. Contact designteam@enwork.com for more details.
- > Polished finish columns have a black crossbeam. For all other paint colors, crossbeam is painted to match.
- > Flip tables include Top with 3mm edge or knife edge on user side.
- > Polished aluminum foot trim available for paint (non-polished) feet. See Step 4.
- > **A freight fee of \$150 net is assessed on orders less than \$1500 net. See page 13.**



TOPS

BASES

POWER
DATASUPPORT
FURNITURE

ACCESSORIES

TABLES STEP 2 - ZORI

	Part Number	Description	List Price (US\$)
	3mm Edge Laminate worksurface on Zori T-Leg (angled) Flip Base on Casters		
	CYRA2460A^?&@*#	T-Leg Flip Base, Angled Legs, 24"D x 60"W Lam Top w/ 3mm Edge	\$2,012
	CYRA2472A^?&@*#	T-Leg Flip Base, Angled Legs, 24"D x 72"W Lam Top w/ 3mm Edge	\$2,075
	CYRA3060A^?&@*#	T-Leg Flip Base, Angled Legs, 30"D x 60"W Lam Top w/ 3mm Edge	\$2,123
	CYRA3072A^?&@*#	T-Leg Flip Base, Angled Legs, 30"D x 72"W Lam Top w/ 3mm Edge	\$2,196
	Knife Edge (user side) Laminate worksurface on Zori T-Leg (angled) Flip Base on Casters		
	CYRA2460K^?&@*#	T-Leg Flip Base, Angled Legs, 24"D x 60"W Lam Top w/ Knife Edge User Side	\$2,192
	CYRA2472K^?&@*#	T-Leg Flip Base, Angled Legs, 24"D x 72"W Lam Top w/ Knife Edge User Side	\$2,270
	CYRA3060K^?&@*#	T-Leg Flip Base, Angled Legs, 30"D x 60"W Lam Top w/ Knife Edge User Side	\$2,113
	CYRA3072K^?&@*#	T-Leg Flip Base, Angled Legs, 30"D x 72"W Lam Top w/ Knife Edge User Side	\$2,420

Zori® Straight Legs, X-Bases, & C-Legs

U.S. Patent No. D893,929 S

COORDINATING FURNITURE

See pages 254-263 and
268-279 for coordinating
Zori furniture.

STEP 1 - C-Legs, 4-Post X, 6-Post Hex, & Straight Legs Only

(?) Routing Holes Suffix List

N	No routing holes in leg	no charge
Y	Routing hole in one leg	+\$64
Z	Routing hole in two legs	+\$128

STEP 2 - Legs with Casters Only

(&) Caster Color Suffix List:

B	Black
W	White with Grey Trim

STEP 3 (Skip for Straight Legs)

(@) Accent Foot Trim Suffix List:

N	Standard Foot	no charge
Y	Polished Aluminum Accent Trim	+\$150

STEP 4

(^) Paint Suffix List

G	Storm	no charge
R	Black	no charge
S	Silver	no charge
T	Medium Tone	no charge
W	Arctic White	no charge
P	Polished*	+\$200
Z	Other	TBD

*Tip: Polished finish only available as standard for part numbers starting with "CYX...". For other Zori products, contact designnteam@enwork.com.

Tip: Some Steelcase, Miller/Knoll, Haworth, and Allsteel paints are available for \$1000 list fee per order. Call/email for availability of specific colors. Additional custom paints (e.g. Tiger Dry Lac) must be quoted through designnteam@enwork.com.

Product Specifications:

- > Casters (if applicable) are locking.

Ordering Information:

- > Standard height is 27.75". For shorter heights put "X" in front of the part number and add \$118 list. See below for 4-Post "X" Base and 6-Post Hex Base. Excludes straight leg package of 1 and package of 4.
- > Installation hardware is included.
- > Polished aluminum foot trim available for paint (non-polished) feet. See Step 3.
- > For number of bases required per table size and recommended base locations, see page 27.
- > For bar height C-legs, see page 212.
- > **A freight fee of \$150 net is assessed on orders less than \$1500 net. See page 13.**

Part Number Description

List Price
(US\$)



Zori X-Bases with Levelers

CYXSLF@^	X-Base, levelers, for 24" round table (21" x 21" spread)	\$706
CYXSLG@^	X-Base, levelers, for 30-36" round or 24-30" square table (27" x 27" spread)	\$736
CYXSLH@^	X-Base, levelers, for 42" round or 36" square table (33" x 33" spread)	\$750



Zori X-Bases with Levelers and Power/Data Top Plate

CYXSLA@^	X-Base, levelers, for 24" round table (21" x 21" spread)	\$731
CYXSLB@^	X-Base, levelers, for 30-36" round or 24-30" square table (27" x 27" spread)	\$760
CYXSLC@^	X-Base, levelers, for 42" round or 36" square table (33" x 33" spread)	\$777

Tip: Top plate can accommodate the Axil, Node, Ellora B and Single-Sided Ellora power data units.



Zori X-Bases with Casters

CYXSCA&@^	X-Base, casters, for 24" round table (21" x 21" spread)	\$780
CYXSCB&@^	X-Base, casters, for 30-36" round or 24-30" square table (27" x 27" spread)	\$804
CYXSCC&@^	X-Base, casters, for 42" round or 36" square table (33" x 33" spread)	\$822



Zori X-Bases with levelers - Bar Height

CYXBLA@^	X-Base, bar height, levelers, for 24" round table (21" x 21" spread)	\$798
CYXBLB@^	X-Base, bar height, levelers, for 30-36" round or 24-30" square table (27" x 27" spread)	\$825
CYXBLC@^	X-Base, bar height, levelers, for 42" round or 36" square table (33" x 33" spread)	\$841



Zori X-Bases with Levelers and Power/Data Top Plate - Bar Height

CYXPDBLA@^	X-Base, bar height, levelers, for 24" round table (21" x 21" spread)	\$863
CYXPDBLB@^	X-Base, bar height, levelers, for 30-36" round or 24-30" square table (27" x 27" spread)	\$889
CYXPDBLC@^	X-Base, bar height, levelers, for 42" round or 36" square table (33" x 33" spread)	\$906

Tip: Top plate can accommodate the Axil, Node, Ellora B and Single-Sided Ellora power data units.



Zori Flip X-Bases on Casters

CYFXSCA&@^	Flip X-Base, casters, for 24" round table (21" x 21" spread)	\$958
CYFXSCB&@^	Flip X-Base, casters, for 30-36" round table (27" x 27" spread)	\$994



Zori 4-Post X-Bases on Levelers

CY4XSLC?@^	4-Post X-Base with levelers, for 54" one piece round top, or 48" square table (41"x41" spread)	\$1,452
CY4XSLA?@^	4-Post X-Base with levelers, for 60"-66" one piece round top, or 54"-60" square table (45.5"x45.5" spread)	\$1,494
CY4XSLB?@^	4-Post X-Base, levelers, for 72"-84" 2-piece round table or 66"-72" square table (58.25" x 58.25" spread)	\$1,700

Tip: For shorter heights put "X" in front of the part number and add \$236 list.
For taller, put "XX" in front and add \$236 list. Maximum worksurface height is 42".



Zori 6-Post Hex-Bases on Levelers

CY6XSLA?@^	6-Post Hex-Base, levelers, for 96"-108" round table (63"x73" spread)	\$2,358
CY6XSLB?@^	6-Post Hex-Base, levelers, for 120" round and hexagon table (75"x87" spread)	\$2,692

Tip: For shorter heights put "X" in front of the part number and add \$354 list.
For taller, put "XX" in front and add \$354 list. Maximum worksurface height is 42".

Part Number **Description** **List Price (US\$)**

TOPS	TABLES STEP 2 - ZORI
BASES	
POWER DATA	
SUPPORT FURNITURE	
ACCESSORIES	



Zori C-Legs with Levelers, package of two

CYCSL242?@^	C-Leg, levelers, for 24"D table (23" spread)	\$674
CYCSL302?@^	C-Leg, levelers, for 30"D table (26" spread)	\$706

Zori C-Legs with Casters, package of two

CYCSC242?&@^	C-Leg, caster, for 24"D table (23" spread)	\$774
CYCSC302?&@^	C-Leg, caster, for 30"D table (26" spread)	\$801

Tip: For taller height C-Legs see page 190.



Zori C-Legs with Levelers, package of two for 24"H Tables

CYC24L242?@^	24"H C-Leg, levelers, for 24"D table (23" spread)	\$674
CYC24L302?@^	24"H C-Leg, levelers, for 30"D table (26" spread)	\$706

Tip: For use on 24"H tables. Actual leg height is 22.75".



Zori C-Legs with Casters, package of two for 24"H Tables

CYC24C242?&@^	24"H C-Leg, caster, for 24"D table (23" spread)	\$774
CYC24C302?&@^	24"H C-Leg, caster, for 30"D table (26" spread)	\$801

Tip: For use on 24"H tables. Actual leg height is 22.75".



Zori C-Legs with Levelers, package of two for 27"H Tables

CYC27L242?@^	27"H C-Leg, levelers, for 24"D table (23" spread)	\$674
CYC27L302?@^	27"H C-Leg, levelers, for 30"D table (26" spread)	\$706

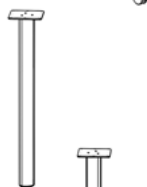
Tip: For use on 27"H tables. Actual leg height is 25.75".



Zori C-Legs with Casters, package of two for 27"H Tables

CYC27C242?&@^	27"H C-Leg, caster, for 24"D table (23" spread)	\$774
CYC27C302?&@^	27"H C-Leg, caster, for 30"D table (26" spread)	\$801

Tip: For use on 27"H tables. Actual leg height is 25.75".



Zori Straight Legs with levelers

CYSSL?^	Straight Leg, leveler	\$215
CYSSL2?^	Straight Leg, leveler, package of two	\$396
CYSSL4?^	Straight Leg, leveler, package of four	\$770

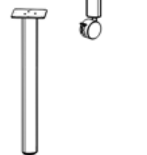
Zori Straight Legs with Locking Casters

CYSSC?&^	Straight Leg, caster	\$263
CYSSC2?&^	Straight Leg, caster, package of two	\$493
CYSSC4?&^	Straight Leg, caster, package of four	\$965

Zori Straight Legs with Levelers, for 24"H Tables

CYS24L?^	24"H Straight Leg, leveler	\$147
CYS24L2?^	24"H Straight Leg, leveler, package of two	\$294
CYS24L4?^	24"H Straight Leg, leveler, package of four	\$588

Tip: For use on 24"H tables. Actual leg height is 22.75".



Zori Straight Legs with Locking Casters, for 24"H Tables

CYS24C?&^	24"H Straight Leg, caster	\$162
CYS24C2?&^	24"H Straight Leg, caster, package of two	\$325
CYS24C4?&^	24"H Straight Leg, caster, package of four	\$650

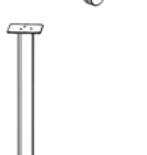
Tip: For use on 24"H tables. Actual leg height is 22.75".



Zori Straight Legs with Levelers for 27"H Tables

CYS27L?^	27"H Straight Leg, leveler	\$147
CYS27L2?^	27"H Straight Leg, leveler, package of two	\$273
CYS27L4?^	27"H Straight Leg, leveler, package of four	\$528

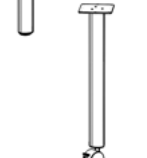
Tip: For use on 27"H tables. Actual leg height is 25.75".



Zori Straight Legs with Locking Casters for 27"H Tables

CYS27C?&^	27"H Straight Leg, caster	\$162
CYS27C2?&^	27"H Straight Leg, caster, package of two	\$325
CYS27C4?&^	27"H Straight Leg, caster, package of four	\$650

Tip: For use on 27"H tables. Actual leg height is 25.75".



Straight Leg Cross Section
Description: 3 flats at 120-degree angles with three rounded sides at 120 degrees.

Zori® Bar Height T-Legs & C-Legs

U.S. Patent No. D893,929 S

STEP 1

(?) Routing Holes Suffix List

- N No routing holes in leg no charge
- Y Routing hole in one leg +\$64
- Z Routing hole in two legs +\$128

STEP 2

(@) Accent Foot Trim Suffix List:

- N Standard Foot no charge
 - Y Polished Aluminum +\$150
- Accent Trim

STEP 4

(*) Paint Suffix List

- G Storm
 - R Black
 - S Silver
 - T Medium Tone
 - W Arctic White
 - Z Other
- TBD

Tip: Some Steelcase, Miller/Knoll, Haworth, and Allsteel paints are available for \$1000 list fee per order. Call/email for availability of specific colors. Additional custom paints (e.g. Tiger Dry Lac) must be quoted through designteam@enwork.com.

Tip: For seated height T-legs see page 206. For seated height C-Legs see page 210.

Ordering Information:

- > Standard Bar Height is 40.75". For shorter heights put "X" in front of the part number and add \$118 list. For seated height T-legs see page 206. For seated height C-legs see page 210.
- > Installation hardware is included.
- > Polished aluminum accent trim is available. See step 2.
- > A freight fee of \$150 net is assessed on orders less than \$1500 net. See **page 13**.

Part Number	Description	List Price (US\$)
-------------	-------------	-------------------



Zori T-Legs with Footer Bar and Levelers, 42"H w/ Top, for 24"D Tables

CYTBL2448?@^	T-Legs w/ Footer Bar, Levelers, 42"H, for 24"Dx 48"W Table	\$1,064
CYTBL2454?@^	T-Legs w/ Footer Bar, Levelers, 42"H, for 24"Dx 54"W Table	\$1,107
CYTBL2460?@^	T-Legs w/ Footer Bar, Levelers, 42"H, for 24"Dx 60"W Table	\$1,116
CYTBL2466?@^	T-Legs w/ Footer Bar, Levelers, 42"H, for 24"Dx 66"W Table	\$1,159
CYTBL2472?@^	T-Legs w/ Footer Bar, Levelers, 42"H, for 24"Dx 72"W Table	\$1,191
CYTBL2478?@^	T-Legs w/ Footer Bar, Levelers, 42"H, for 24"Dx 78"W Table	\$1,202
CYTBL2484?@^	T-Legs w/ Footer Bar, Levelers, 42"H, for 24"Dx 84"W Table	\$1,233
CYTBL2490?@^	T-Legs w/ Footer Bar, Levelers, 42"H, for 24"Dx 90"W Table	\$1,244
CYTBL2496?@^	T-Legs w/ Footer Bar, Levelers, 42"H, for 24"Dx 96"W Table	\$1,320



Zori T-Legs with Footer Bar and Levelers, 42"H w/ Top, for 30"D Tables

CYTBL3048?@^	T-Legs w/ Footer Bar, Levelers, 42"H, for 30"Dx 48"W Table	\$1,094
CYTBL3054?@^	T-Legs w/ Footer Bar, Levelers, 42"H, for 30"Dx 54"W Table	\$1,139
CYTBL3060?@^	T-Legs w/ Footer Bar, Levelers, 42"H, for 30"Dx 60"W Table	\$1,148
CYTBL3066?@^	T-Legs w/ Footer Bar, Levelers, 42"H, for 30"Dx 66"W Table	\$1,190
CYTBL3072?@^	T-Legs w/ Footer Bar, Levelers, 42"H, for 30"Dx 72"W Table	\$1,223
CYTBL3078?@^	T-Legs w/ Footer Bar, Levelers, 42"H, for 30"Dx 78"W Table	\$1,232
CYTBL3084?@^	T-Legs w/ Footer Bar, Levelers, 42"H, for 30"Dx 84"W Table	\$1,265
CYTBL3090?@^	T-Legs w/ Footer Bar, Levelers, 42"H, for 30"Dx 90"W Table	\$1,275
CYTBL3096?@^	T-Legs w/ Footer Bar, Levelers, 42"H, for 30"Dx 96"W Table	\$1,351



Zori C-Legs with Footer Bar and Levelers, 42"H w/ Top, for 24"D Tables

CYCBL2448?@^	C-Legs w/ Footer Bar, Levelers, 42"H, for 24"Dx 48"W Table	\$1,064
CYCBL2454?@^	C-Legs w/ Footer Bar, Levelers, 42"H, for 24"Dx 54"W Table	\$1,107
CYCBL2460?@^	C-Legs w/ Footer Bar, Levelers, 42"H, for 24"Dx 60"W Table	\$1,116
CYCBL2466?@^	C-Legs w/ Footer Bar, Levelers, 42"H, for 24"Dx 66"W Table	\$1,159
CYCBL2472?@^	C-Legs w/ Footer Bar, Levelers, 42"H, for 24"Dx 72"W Table	\$1,191
CYCBL2478?@^	C-Legs w/ Footer Bar, Levelers, 42"H, for 24"Dx 78"W Table	\$1,202
CYCBL2484?@^	C-Legs w/ Footer Bar, Levelers, 42"H, for 24"Dx 84"W Table	\$1,233
CYCBL2490?@^	C-Legs w/ Footer Bar, Levelers, 42"H, for 24"Dx 90"W Table	\$1,244
CYCBL2496?@^	C-Legs w/ Footer Bar, Levelers, 42"H, for 24"Dx 96"W Table	\$1,320



Zori C-Legs with Footer Bar and Levelers, 42"H w/ Top, for 30"D Tables

CYCBL3048?@^	C-Legs w/ Footer Bar, Levelers, 42"H, for 30"Dx 48"W Table	\$1,094
CYCBL3054?@^	C-Legs w/ Footer Bar, Levelers, 42"H, for 30"Dx 54"W Table	\$1,139
CYCBL3060?@^	C-Legs w/ Footer Bar, Levelers, 42"H, for 30"Dx 60"W Table	\$1,148
CYCBL3066?@^	C-Legs w/ Footer Bar, Levelers, 42"H, for 30"Dx 66"W Table	\$1,190
CYCBL3072?@^	C-Legs w/ Footer Bar, Levelers, 42"H, for 30"Dx 72"W Table	\$1,223
CYCBL3078?@^	C-Legs w/ Footer Bar, Levelers, 42"H, for 30"Dx 78"W Table	\$1,232
CYCBL3084?@^	C-Legs w/ Footer Bar, Levelers, 42"H, for 30"Dx 84"W Table	\$1,265
CYCBL3090?@^	C-Legs w/ Footer Bar, Levelers, 42"H, for 30"Dx 90"W Table	\$1,275
CYCBL3096?@^	C-Legs w/ Footer Bar, Levelers, 42"H, for 30"Dx 96"W Table	\$1,351

Zori® C-Legs with Powerlex Modesty

Product Specifications:

- > Powerlex modesty includes scallops at the top of the modesty for cable management.
- > Powerlex modesty includes one removable door (with fasteners) & one locking hinged door. Modesty is non-handed and oriented at install.
- > Powerlex modesty includes 4-wire power system with 3 duplex receptacles and jumpers. Infeed ordered separately.
- > Powerlex modesty contains four data jack openings
- > 27.75"H bases have a finished surface height of 29"H. 30.75"H bases have a finished surface height of 32"H for wheelchair accessibility.
- > See page 23 for Powerlex Grommet option, which can be specified in table top

Ordering Information:

- > Installation hardware is included.
- > A freight fee of \$150 net is assessed on orders less than \$1500 net. See page 13.

List Price (US\$)

Part Number Description



Zori C-Leg Base Assembly with Powerlex Modesty and Levelers, 27.75"H, for 24"D Tables

CYKS24481^	C-Leg Base w/ Powerlex Modesty, Levelers, 27.75"H, for 24"D x 48"W top, Circuit 1	\$2,251
CYKS24601^	C-Leg Base w/ Powerlex Modesty, Levelers, 27.75"H, for 24"D x 60"W top, Circuit 1	\$2,295
CYKS24721^	C-Leg Base w/ Powerlex Modesty, Levelers, 27.75"H, for 24"D x 72"W top, Circuit 1	\$2,597
CYKS24482^	C-Leg Base w/ Powerlex Modesty, Levelers, 27.75"H, for 24"D x 48"W top, Circuit 2	\$2,251
CYKS24602^	C-Leg Base w/ Powerlex Modesty, Levelers, 27.75"H, for 24"D x 60"W top, Circuit 2	\$2,295
CYKS24722^	C-Leg Base w/ Powerlex Modesty, Levelers, 27.75"H, for 24"D x 72"W top, Circuit 2	\$2,597

Zori C-Leg Base Assembly with Powerlex Modesty and Levelers, 27.75"H, for 30"D Tables

CYKS30481^	C-Leg Base w/ Powerlex Modesty, Levelers, 27.75"H, for 30"D x 48"W top, Circuit 1	\$2,251
CYKS30601^	C-Leg Base w/ Powerlex Modesty, Levelers, 27.75"H, for 30"D x 60"W top, Circuit 1	\$2,295
CYKS30721^	C-Leg Base w/ Powerlex Modesty, Levelers, 27.75"H, for 30"D x 72"W top, Circuit 1	\$2,597
CYKS30482^	C-Leg Base w/ Powerlex Modesty, Levelers, 27.75"H, for 30"D x 48"W top, Circuit 2	\$2,251
CYKS30602^	C-Leg Base w/ Powerlex Modesty, Levelers, 27.75"H, for 30"D x 60"W top, Circuit 2	\$2,295
CYKS30722^	C-Leg Base w/ Powerlex Modesty, Levelers, 27.75"H, for 30"D x 72"W top, Circuit 2	\$2,597

Zori ADA C-Leg Base Assembly with Powerlex Modesty and Levelers, 30.75"H, for 24"D Tables

CYKA24481^	C-Leg Base w/ Powerlex Modesty, Levelers, 30.75"H, for 24"D x 48"W top, Circuit 1	\$2,251
CYKA24601^	C-Leg Base w/ Powerlex Modesty, Levelers, 30.75"H, for 24"D x 60"W top, Circuit 1	\$2,295
CYKA24721^	C-Leg Base w/ Powerlex Modesty, Levelers, 30.75"H, for 24"D x 72"W top, Circuit 1	\$2,597
CYKA24482^	C-Leg Base w/ Powerlex Modesty, Levelers, 30.75"H, for 24"D x 48"W top, Circuit 2	\$2,251
CYKA24602^	C-Leg Base w/ Powerlex Modesty, Levelers, 30.75"H, for 24"D x 60"W top, Circuit 2	\$2,295
CYKA24722^	C-Leg Base w/ Powerlex Modesty, Levelers, 30.75"H, for 24"D x 72"W top, Circuit 2	\$2,597

Zori ADA C-Leg Base Assembly with Powerlex Modesty and Levelers, 30.75"H, for 30"D Tables

CYKA30481^	C-Leg Base w/ Powerlex Modesty, Levelers, 30.75"H, for 30"D x 48"W top, Circuit 1	\$2,251
CYKA30601^	C-Leg Base w/ Powerlex Modesty, Levelers, 30.75"H, for 30"D x 60"W top, Circuit 1	\$2,295
CYKA30721^	C-Leg Base w/ Powerlex Modesty, Levelers, 30.75"H, for 30"D x 72"W top, Circuit 1	\$2,597
CYKA30482^	C-Leg Base w/ Powerlex Modesty, Levelers, 30.75"H, for 30"D x 48"W top, Circuit 2	\$2,251
CYKA30602^	C-Leg Base w/ Powerlex Modesty, Levelers, 30.75"H, for 30"D x 60"W top, Circuit 2	\$2,295
CYKA30722^	C-Leg Base w/ Powerlex Modesty, Levelers, 30.75"H, for 30"D x 72"W top, Circuit 2	\$2,597



Routing Hole Covers

CYKR^	Routing Hole Cover	\$102
-------	--------------------	-------

Tip: Zori Powerlex tables have routing holes on the outside of each column where power is run from table to table. Routing hole covers can be ordered to cover any unused holes at the end of a run.



Cable Cover

CYCC^	Cable Cover	\$80
-------	-------------	------

Tip: Optional cover that can be used to cover cables running between standard desks.



15 amp Receptacle

Base Power Infeeds

A8BP72	Base Power Infeed for Hardwire, 72"	\$201
A8BP120	Base Power Infeed for Hardwire, 120"	\$242
A1BP72	Base Power Infeed for Right Angle (RA) Plug Circuit 1 (only), 72"	\$286
A1BP120	Base Power Infeed for Right Angle (RA) Plug Circuit 1 (only), 120"	\$379
A1BPS72	Base Power Infeed for Straight Plug Circuit 1 (only), 72"	\$315
A1BPS120	Base Power Infeed for Straight Plug Circuit 1 (only) 120"	\$435



20 amp Receptacle

Tip: Power infeed with plug are not for use with circuit 2 Powerlex Modesties.

TOPS	TABLES STEP 2 - ZORI
BASES	
POWER DATA	
SUPPORT FURNITURE	
ACCESSORIES	

STEP 1

(^) Paint Suffix List

- G Storm
 - R Black
 - S Silver
 - T Medium Tone
 - W Arctic White
 - Z Other
- TBD

Tip: Some Steelcase, Miller/ Knoll, Haworth, and Allsteel paints are available for \$1000 list fee per order. Call/email for availability of specific colors. Additional custom paints (e.g. Tiger Dry Lac) must be quoted through designteam@enwork.com.

STEP 1**(?) Routing Holes Suffix List**

N	No routing holes in leg	no charge
Y	Routing hole in one leg	+\$64
Z	Routing holes in two legs	+\$128

STEP 2 - Legs with Casters Only**(@) Caster Color Suffix List:**

B	Black
W	White with Grey Trim

STEP 3**(&) Accent Foot Trim Suffix List:**

N	Standard Foot	no charge
Y	Polished Aluminum	+\$150
	Accent Trim	

STEP 4**(^) Paint Suffix List**

G	Storm	
R	Black	
S	Silver	
T	Medium Tone	
W	Arctic White	
Z	Other	TBD

Tip: Some Steelcase, Miller/Knoll, Haworth, and Allsteel paints are available for \$1000 list fee per order. Call/email for availability of specific colors. Additional custom paints (e.g. Tiger Dry Lac) must be quoted through designsteam@enwork.com.

Product Specifications:

- > Casters (if applicable) are locking.

Ordering Information:

- > Installation hardware is included.
- > Polished aluminum foot trim available for paint (non-polished) feet. See Step 3.
- > For number of bases required per table size and recommended base locations, see page 27.
- > **A freight fee of \$150 net is assessed on orders less than \$1500 net. See page 13.**



Part Number	Description	List Price (US\$)
-------------	-------------	-------------------

Zori Y-Legs with Levelers, package of two

CYYSL182?^	Y-Leg, levelers, for 18"D table (15" spread)	\$676
CYYSL242?^	Y-Leg, levelers, for 24"D table (19" spread)	\$708
CYYSL302?^	Y-Leg, levelers, for 30"D table (24" spread)	\$734

**Zori Y-Legs with Casters, package of two**

CYYSC182?@^	Y-Leg, casters, for 18"D table (15" spread)	\$736
CYYSC242?@^	Y-Leg, casters, for 24"D table (19" spread)	\$788
CYYSC302?@^	Y-Leg, casters, for 30"D table (24" spread)	\$803

**Zori Y-Legs with Footer Bar and Levelers**

CYYSLA?&^	Y-Legs (includes 2) w/ Footer Bar, for 48" round or 42" square table (29" x 34" spread)	\$1,260
-----------	---	---------

Zori® Y-Leg Flip Tables (Complete Tables)

Product Specifications:

- > Y-Leg Flip Tables do not nest in-line.
- > Table height is 29"H. Shorter height flip tables as low as 21"H available upon request.
- > Includes locking casters.

U.S. Patents No. DS875,449

Ordering Information:

- > Installation hardware is included.
- > A special 7"H hinged modesty panel, or a narrower width, are recommended for use with 30"D Zori flip bases to avoid potential paint scratches on the feet. Contact designteam@enwork.com for more details.
- > Flip tables include Top with 3mm edge or knife edge on user side.
- > Polished aluminum foot trim available for paint (non-polished) feet. See Step 4.
- > **A freight fee of \$150 net is assessed on orders less than \$1500 net. See page 13.**

Part Number	Description	List Price (US\$)
3mm Edge Laminate worksurface on Zori Y-Leg Flip Base on Casters, 18"D		
CYRY1860A^?&@*#	18"D Zori Y-Leg Flip Table 60"W Top w/ 3mm Edge	\$2,016
CYRY1872A^?&@*#	18"D Zori Y-Leg Flip Table 72"W Top w/ 3mm Edge	\$2,079
3mm Edge Laminate worksurface on Zori Y-Leg Flip Base on Casters, 24"D		
CYRY2460A^?&@*#	24"D Zori Y-Leg Flip Table 60"W Top w/ 3mm Edge	\$2,044
CYRY2472A^?&@*#	24"D Zori Y-Leg Flip Table 72"W Top w/ 3mm Edge	\$2,110
3mm Edge Laminate worksurface on Zori Y-Leg Flip Base on Casters, 30"D		
CYRY3060A^?&@*#	30"D Zori Y-Leg Flip Table 60"W Top w/ 3mm Edge	\$2,163
CYRY3072A^?&@*#	30"D Zori Y-Leg Flip Table 72"W Top w/ 3mm Edge	\$2,242



Knife Edge (user side) Laminate worksurface on Zori Y-Leg Flip Base on Casters, 18"D		
CYRY1860K^?&@*#	18"D Zori Y-Leg Flip Table 60"W Top w/ Knife Edge User Side	\$2,202
CYRY1872K^?&@*#	18"D Zori Y-Leg Flip Table 72"W Top w/ Knife Edge User Side	\$2,285
Knife Edge (user side) Laminate worksurface on Zori Y-Leg Flip Base on Casters, 24"D		
CYRY2460K^?&@*#	24"D Zori Y-Leg Flip Table 60"W Top w/ Knife Edge User Side	\$2,233
CYRY2472K^?&@*#	24"D Zori Y-Leg Flip Table 72"W Top w/ Knife Edge User Side	\$2,311
Knife Edge (user side) Laminate worksurface on Zori Y-Leg Flip Base on Casters, 30"D		
CYRY3060K^?&@*#	30"D Zori Y-Leg Flip Table 60"W Top w/ Knife Edge User Side	\$2,378
CYRY3072K^?&@*#	30"D Zori Y-Leg Flip Table 72"W Top w/ Knife Edge User Side	\$2,475

List Price (US\$)

TOPS

BASES

POWER DATA

SUPPORT FURNITURE

ACCESSORIES

TABLES STEP 2 - ZORI

STEP 1

(^) Paint Suffix List

G Storm
R Black
S Silver
T Medium Tone
W Arctic White
Z Other TBD

Tip: Some Steelcase, Miller/Knoll, Haworth, and Allsteel paints are available for \$1000 list fee per order. Call/email for availability of specific colors. Additional custom paints (e.g. Tiger Dry Lac) must be quoted through designteam@enwork.com.

STEP 2

(?) Routing Hole Suffix List:

N No routing hole in leg no charge
Y Routing hole in one leg +\$64
Z Routing hole in two legs +\$128

STEP 3

(&) Caster Color Suffix List:

B Black
W White w/ Grey Trim

STEP 4

(@) Accent Foot Trim Suffix List:

N Standard Foot no charge
Y Polished Aluminum +\$150
Accent Trim

STEP 5

(*) Cable Management Suffix List:

N No Cable Management no charge
G Grommet (one, center rear) +\$19
U Power/Data cut-out (one, center rear) +\$37
X Other TBD

STEP 6

(#) Laminate Suffix List:

2 Formica Pecan Walnut (6996-26)
3 Formica Millennium Oak (5887-26)
4 Formica Scandi Rift Oak (8677-26)
5 Formica Pale Brushstroke (6997-58)
6 Formica Storm (912-58)
A Formica Chelsea Maple (9238-58)
E Formica Zen Grey (9243-58)
F Formica Black (909-58)
G Formica Graphite (837-58)
H Formica Ceruse Gray Walnut (6994-26)
K Formica Aged Ash (8844-WR)
L Formica Formal Walnut (5782-NG)
M Formica Classic White (9244-58)
Q Formica Inked Oak (5792-PG)
W Formica Brite White (459-58)
X Formica Non-Premium (58,43, MC, SP, and NT finishes), Formica Premium (WR, 42, 77, 46, RD), Wilsonart Non-Premium (-38, -60), and Wilsonart Premium (-07, -12, -18, -28, -52, -78)

Wilsonart virtual design library Y series laminates, Wilsonart Solicor, and Formica ColorCore2 are not included in the above upcharges.

For pricing, contact designteam@enwork.com

Zori® Conference Y-Bases

U.S. Patent No. D893,929 S

STEP 1

(?) Routing Holes Suffix List

N	No routing holes in column	no charge
R	Routing hole in one column (center of table)	+\$64
T	Routing hole in one column (end of table)	+\$64
U	Routing hole in two columns (end of table)	+\$128

STEP 2

(&) Accent Foot Trim Suffix List:

N	Standard Foot	no charge
Y	Polished Aluminum Accent Trim	+\$225

STEP 3

(^) Paint Suffix List

G	Storm	no charge
R	Black	no charge
S	Silver	no charge
T	Medium Tone	no charge
W	Arctic White	no charge
P	Polished	+\$700
Z	Other	TBD

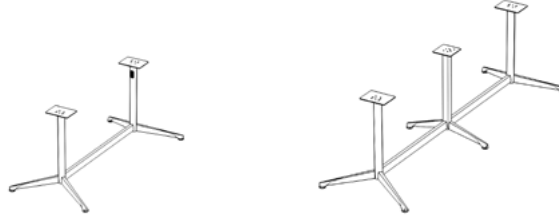
Tip: Some Steelcase, Miller/Knoll, Haworth, and Allsteel paints are available for \$1000 list fee per order. Call/email for availability of specific colors. Additional custom paints (e.g. Tiger Dry Lac) must be quoted through designteam@enwork.com.

Ordering Information:

- > Standard height is 27.75".
- > Ships partially assembled.
- > Installation hardware is included.
- > Polished aluminum foot trim available for paint (non-polished) feet. See Step 2.
- > **A freight fee of \$150 net is assessed on orders less than \$1500 net. See page 13.**

COORDINATING FURNITURE

See pages 254-263 and 268-279 for coordinating Zori furniture.



Y-Leg Base
w/ Footer Bar

Y/T/Y-Leg Base
w/ Footer Bar

Part Number	Description	List Price (US\$)
Zori Y-Leg Base with Footer Bar and Levelers, for 36"D Tables - base spread 22"		
CYYBSL3672?&^	Y-Legs (includes two) w/ Footer Bar, levelers, for 36" x 72" top	\$1,391
CYYBSL3684?&^	Y-Legs (includes two) w/ Footer Bar, levelers, for 36" x 84" top	\$1,428
CYYBSL3696?&^	Y-Legs (includes two) w/ Footer Bar, levelers, for 36" x 96" top	\$1,473
Zori Y/T/Y-Leg Base with Footer Bar and Levelers, for 36"D Tables		
CYYBSL36108?&^	Y/T/Y-Leg w/ Footer Bar, levelers, for 36" x 108" top	\$1,967
CYYBSL36120?&^	Y/T/Y-Leg w/ Footer Bar, levelers, for 36" x 120" top	\$2,007
CYYBSL36132?&^	Y/T/Y-Leg w/ Footer Bar, levelers, for 36" x 132" top	\$2,046
CYYBSL36144?&^	Y/T/Y-Leg w/ Footer Bar, levelers, for 36" x 144" top	\$2,086
Tip: Power units cannot be placed directly over center T-Leg.		
Zori Y-Leg Base with Footer Bar and Levelers, for 42"D Tables - base spread 27.5"		
CYYBSL4272?&^	Y-Legs (includes two) w/ Footer Bar, levelers, for 42" x 72" top	\$1,442
CYYBSL4284?&^	Y-Legs (includes two) w/ Footer Bar, levelers, for 42" x 84" top	\$1,482
CYYBSL4296?&^	Y-Legs (includes two) w/ Footer Bar, levelers, for 42" x 96" top	\$1,522
Zori Y/T/Y-Leg Base with Footer Bar and Levelers, for 42"D Tables		
CYYBSL42108?&^	Y/T/Y-Leg w/ Footer Bar, levelers, for 42" x 108" top	\$2,045
CYYBSL42120?&^	Y/T/Y-Leg w/ Footer Bar, levelers, for 42" x 120" top	\$2,085
CYYBSL42132?&^	Y/T/Y-Leg w/ Footer Bar, levelers, for 42" x 132" top	\$2,124
CYYBSL42144?&^	Y/T/Y-Leg w/ Footer Bar, levelers, for 42" x 144" top	\$2,165
Tip: Power units cannot be placed directly over center T-Leg.		

U.S. Patent No. D893,929 S

Ordering Information:

- > Standard height is 27.75". For taller height CYYDSL bases with laminate or veneer tops, put "XX" in front of the part numbers. For tops 72"W-96"W add \$236 list, for tops 108"W-192"W add \$354 list, and for tops 204"W-240"W add \$472 list. Maximum worksurface height is 42".
- > Installation hardware is included.
- > Polished aluminum foot trim available for paint (non-polished) feet. See Step 2.
- > **A freight fee of \$150 net is assessed on orders less than \$1500 net. See page 13.**



Split Y-Leg Base w/ Levelers



Split Y-Leg Base w/ TT-Leg and Rectangular Footer Bar (for 1-, 2-, and 3-piece top as shown from left to right) (Bases for 66"-72"D include upper stretchers not shown)



Part Number **Description** **List Price (US\$)**

Zori Split Y-Leg Base with Levelers, package of two

CYYESL482?&^	Split Y-Leg for 48"D table, levelers, pkg of two	\$1,505
CYYESL602?&^	Split Y-Leg for 54"-60"D table, levelers, pkg of two	\$1,582

Tip: Two and three-piece tables also require a double T-Leg at the seams.

Zori Split Y-Leg Bases with Rectangular Footer Bar and Levelers, for 36"-42"D Tables

CYYDSL3672?&^	Zori Split Y-Leg w/ Rec. Footer Bar, Levelers, for 72"W Top	\$2,902
CYYDSL3684?&^	Zori Split Y-Leg w/ Rec. Footer Bar, Levelers, for 84"W Top	\$2,968
CYYDSL3696?&^	Zori Split Y-Leg w/ Rec. Footer Bar, Levelers, for 96"W Top	\$3,019

CYYDSL36108?&^	Zori Split Y-Leg w/ Rec. Footer Bar, Levelers, for 108"W Top	\$3,695
CYYDSL36120?&^	Zori Split Y-Leg w/ Rec. Footer Bar, Levelers, for 120"W Top	\$3,695

Zori Split Y-Leg Base with Rectangular Footer Bar and Levelers, for 48"-60"D Tables

CYYDSL72?&^	Split Y-Leg w/ Rect. Footer Bar, levelers, for 72"W top	\$2,902
CYYDSL84?&^	Split Y-Leg w/ Rect. Footer Bar, levelers, for 84"W top	\$2,968
CYYDSL96?&^	Split Y-Leg w/ Rect. Footer Bar, levelers, for 96"W top	\$3,019

CYYDSL108?&^	Split Y-Leg w/ Rect. Footer Bar, levelers, for 108"W top	\$3,695
CYYDSL120?&^	Split Y-Leg w/ Rect. Footer Bar, levelers, for 120"W top	\$3,695
CYYDSL132?&^	Split Y-Leg w/ Rect. Footer Bar, levelers, for 132"W top	\$3,819
CYYDSL144?&^	Split Y-Leg w/ Rect. Footer Bar, levelers, for 144"W top	\$3,912
CYYDSL156?&^	Split Y-Leg w/ Rect. Footer Bar, levelers, for 156"W top	\$4,080
CYYDSL168?&^	Split Y-Leg w/ Rect. Footer Bar, levelers, for 168"W top	\$4,080
CYYDSL180?&^	Split Y-Leg w/ Rect. Footer Bar, levelers, for 180"W top	\$5,322
CYYDSL192?&^	Split Y-Leg w/ Rect. Footer Bar, levelers, for 192"W top	\$5,460

CYYDSL204?&^	Split Y-Leg w/ Rect. Footer Bar, levelers, for 204"W top	\$5,460
CYYDSL216?&^	Split Y-Leg w/ Rect. Footer Bar, levelers, for 216"W top	\$5,629
CYYDSL228?&^	Split Y-Leg w/ Rect. Footer Bar, levelers, for 228"W top	\$5,713
CYYDSL240?&^	Split Y-Leg w/ Rect. Footer Bar, levelers, for 240"W top	\$5,713

Zori Split Y-Leg Base with Rectangular Footer Bar, Upper Stretchers, and Levelers, for 66"-72"D Tables

CYYDSL66120?&^	Split Y-Leg w/ Rect. Footer Bar, Levelers, for 120"W Tops	\$5,191
CYYDSL66132?&^	Split Y-Leg w/ Rect. Footer Bar, Levelers, for 132"W Tops	\$5,373
CYYDSL66144?&^	Split Y-Leg w/ Rect. Footer Bar, Levelers, for 144"W Tops	\$5,494
CYYDSL66156?&^	Split Y-Leg w/ Rect. Footer Bar, Levelers, for 156"W Tops	\$5,708
CYYDSL66168?&^	Split Y-Leg w/ Rect. Footer Bar, Levelers, for 168"W Tops	\$5,751
CYYDSL66180?&^	Split Y-Leg w/ Rect. Footer Bar, Levelers, for 180"W Tops	\$7,035
CYYDSL66192?&^	Split Y-Leg w/ Rect. Footer Bar, Levelers, for 192"W Tops	\$7,216

Tip: Due to upper stretchers running the depth of the top, bases 66"-72"Dx120"-192"W cannot accommodate center cutouts for power/data units.

CYYDSL66204?&^	Split Y-Leg w/ Rect. Footer Bar, Levelers, for 204"W Tops	\$7,744
CYYDSL66216?&^	Split Y-Leg w/ Rect. Footer Bar, Levelers, for 216"W Tops	\$7,914
CYYDSL66228?&^	Split Y-Leg w/ Rect. Footer Bar, Levelers, for 228"W Tops	\$8,062
CYYDSL66240?&^	Split Y-Leg w/ Rect. Footer Bar, Levelers, for 240"W Tops	\$8,128

TOPS

BASES

POWER DATA

SUPPORT FURNITURE

ACCESSORIES

TABLES STEP 2 - ZORI

STEP 1

(?) Routing Holes Suffix List

N	No routing holes in column	no charge
R	Routing hole in one column (center of table)	+\$64
S	Routing hole in two columns (center of table)	+\$128
T	Routing hole in one column (end of table)	+\$64
U	Routing hole in two columns (one on each end)	+\$128

STEP 2

(&) Accent Foot Trim Suffix List:

N	Standard Foot	no charge
Y	Polished Aluminum Accent Trim	+\$225

STEP 3

(^) Paint Suffix List

G	Storm	no charge
R	Black	no charge
S	Silver	no charge
T	Medium Tone	no charge
W	Arctic White	no charge
P	Polished*	+\$2000
Z	Other	

Tip: Some Steelcase, Miller/Knoll, Haworth, and Allsteel paints are available for \$1000 list fee per order. Call/email for availability of specific colors. Additional custom paints (e.g. Tiger Dry Lac) must be quoted through designteam@enwork.com.

***Tip:** Polished finish is only available on 48"-60" bases at standard 27.75" height.

Zori Electric Monitor Lift Table

STEP 1 (Monitor Lift Tables Only)

(@) Support Suffix List

- D Two Zori Legs
- L LH End Panel & One Zori Leg
- R RH End Panel & One Zori Leg

STEP 2 (Monitor Lift Tables, Routing Hole Cover, & Shroud Only)

(^) Paint Suffix List

- G Storm
 - R Black
 - S Silver
 - T Medium Tone
 - W Arctic White
 - Z Other
- TBD

Tip: Some Steelcase, Miller/Knoll, Haworth, and Allsteel paints are available for \$1000 list fee per order. Call/email for availability of specific colors. Additional custom paints (e.g. Tiger Dry Lac) must be quoted through designsteam@enwork.com.

STEP 3 (Monitor Lift Tables Only)

(?) Cable Management Suffix List

- N No Cable Management no charge
- Y Cut-out for Dual USB Convenience Outlet +\$19 (Double is rear, center) (Single is rear, left or right specified at time of order)

STEP 4 (Monitor Lift Tables & CYPBB Only)

(#) Laminate Suffix List:

- 2 Formica Pecan Walnut (6996-26)
- 3 Formica Millennium Oak (5887-26)
- 4 Formica Scandi Rift Oak (8677-26)
- 5 Formica Pale Brushstroke (6997-58)
- 6 Formica Storm (912-58)
- A Formica Chelsea Maple (9238-58)
- E Formica Zen Grey (9243-58)
- F Formica Black (909-58)
- G Formica Graphite (837-58)
- H Formica Ceruse Gray Walnut (6994-26)
- K Formica Aged Ash (8844-WR)
- L Formica Formal Walnut (5782-NG)
- M Formica Classic White (9244-58)
- Q Formica Inked Oak (5792-PG)
- W Formica Brite White (459-58)
- X Formica Non-Premium (58,43, MC, SP, + 10% and NT finishes), Formica Premium (WR, 42, 77, 46, RD), Wilsonart Non-Premium (-38, -60), and Wilsonart Premium (-07, -12, -18, -28, -52, -78)

Wilsonart virtual design library Y series laminates, Wilsonart Solicolor, and Formica ColorCore2 are not included in the above upcharges.




For pricing, contact designsteam@enwork.com

Product Specifications:

- > Desk height is 30"H (with top).
- > Inner and outer back panels are laminate. Tops are laminate with a 3mm edge.
- > Monitor Lift Tables available with LH or RH laminate end panels if desired for aisle applications.
- > Monitor mounts accept monitors that adhere to the 75/100mm VESA Mounting Standard.
- > Includes storage tray for keyboard and mouse, under monitor.
- > Monitors rise by activating switch at station, or with handheld remote control (sold separately).
- > Maximum monitor size 25.6"W x 20.3"H x 3.25"D (includes VESA bracket adapter). Maximum monitor weight is 40 lbs.
- > Interior components are black.
- > Plug strips, data lines, jumpers, and infeeds are stored within laminate case.
- > Surface mount convenience outlets specified separately.

Ordering Information:

- > Worksurface included.
- > Power Kits sold separately.
- > Ships assembled.
- > **A freight fee of \$150 net is assessed on orders less than \$1500 net. See page 13.**

Part Number	Description	List Price (US\$)
Single User Table		
 CYP2636@^?#	Monitor Lift Table, Electric Adjustable, Single User, 26"D x 36"W	\$3,787
CYP3036@^?#	Monitor Lift Table, Electric Adjustable, Single User, 30"D x 36"W	\$3,787
Double User Table		
 CYP2660@^?#	Monitor Lift Table, Electric Adjustable, Double User, 26"D x 60"W	\$6,574
CYP2672@^?#	Monitor Lift Table, Electric Adjustable, Double User, 26"D x 72"W	\$6,636
CYP3060@^?#	Monitor Lift Table, Electric Adjustable, Double User, 30"D x 60"W	\$6,574
CYP3072@^?#	Monitor Lift Table, Electric Adjustable, Double User, 30"D x 72"W	\$6,636
Monitor Lift Remote Control		
CYPRC	Monitor Lift Remote Control	\$89
Tip: Used by teacher to raise/lower entire classroom simultaneously.		
Ganging Kits		
USPT	Side to Side Ganging	\$29
 CYPBB602#	Back to Back Ganging Kit for 60"W, 2-pack	\$519
CYPBB604#	Back to Back Ganging Kit for 60"W, 4-pack	\$767
CYPBB606#	Back to Back Ganging Kit for 60"W, 6-pack	\$1,014
CYPBB608#	Back to Back Ganging Kit for 60"W, 8-pack	\$1,262
CYPBB6010#	Back to Back Ganging Kit for 60"W, 10-pack	\$1,510
CYPBB722#	Back to Back Ganging Kit for 72"W, 2-pack	\$521
CYPBB724#	Back to Back Ganging Kit for 72"W, 4-pack	\$771
CYPBB726#	Back to Back Ganging Kit for 72"W, 6-pack	\$1,021
CYPBB728#	Back to Back Ganging Kit for 72"W, 8-pack	\$1,271
CYPBB7210#	Back to Back Ganging Kit for 72"W, 10-pack	\$1,522

Tip: Back to back ganging kit contains laminate filler. Side to side ganging kit does not.



Shroud for Monitor

- CYPMS^ Zori Monitor Lift Shroud for Monitor, Qty. 1 \$226
- Tip: Optional Shroud covers back of monitor for aesthetic improvement. Order 1 per user.



Routing Hole Cover

- ALRHC^ Routing Hole Cover, Qty 1 \$31
- Tip: Both single user table and double user table have 2 routing holes.



Caster Kit

- CYPCKB Zori Monitor Lift Caster Kit, Black, 2" \$97
- Tip: work surface height becomes 32.8".

TOPS
BASES
POWER DATA
SUPPORT FURNITURE
ACCESSORIES

TABLES STEP 2 - ZORI

Part Number **Description** **List Price (US\$)**

Zori Monitor Lift Classroom Table Power System

CYPP136	Power Kit for 36"W table w/ 2 Duplex Receptacles, No Data, One Jumper, Circuit 1	\$301
CYPP160	Power Kit for 60"W table w/ 4 Duplex Receptacles, No Data, One Jumper, Circuit 1	\$508
CYPP172	Power Kit for 72"W table w/ 4 Duplex Receptacles, No Data, One Jumper, Circuit 1	\$525
CYPP236	Power Kit for 36"W table w/ 2 Duplex Receptacles, No Data, One Jumper, Circuit 2	\$301
CYPP260	Power Kit for 60"W table w/ 4 Duplex Receptacles, No Data, One Jumper, Circuit 2	\$508
CYPP272	Power Kit for 72"W table w/ 4 Duplex Receptacles, No Data, One Jumper, Circuit 2	\$525

Base Power Infeeds

A8BP72	Base Power Infeed for Hardwire, 72"	\$201
A8BP120	Base Power Infeed for Hardwire, 120"	\$242
A1BP72	Base Power Infeed for RA Plug Circuit 1 (only), 72"	\$286



20 amp Receptacle

Tip : Use hardware infeeds if UL listed (not recognized) is required



15 amp Receptacle

Tip : Infeeds have a 20 amp plug end which requires a 20 amp wall receptacle. A plug adapter is required if using a standard 15 amp receptacle. The adapter is not included and must be purchased separately. Conntek 30129 15-Amp to 20-Amp Plug Adapters and similar are available through amazon.com and at many electrical supply houses.



Surface Mount Convenience Outlet

PDTPW	Stacked Charging USB Outlet, White	\$369
PDTPG	Stacked Charging USB Outlet, Grey	\$369
PDTPB	Stacked Charging USB Outlet, Black	\$369



CPU Holders

CYPCP	Monitor Lift On-Board Thin Client/Micro CPU Holder, Black	\$57
-------	---	------

Tip: On-Board Thin Client/Micro CPU Holder is located inside cabinet and always painted black. Bracket sizing allows for an 8"W x 8"H x 1.35"D mini CPU.



CPHF	CPU Holder, Fixed	\$326
CPHS	CPU Holder, Swivel	\$560

Tip: CPU holder is located in the kneewell. Width adjustment is 5.5-9.25". Height adjustment on CPHF is 13.4-20.5". Height adjustment on CPHS is 14.6-20.5". Very small CPUs may not fit.

Zori Media Center

STEP 1 (Complete Tables Only)

(&) Accent Foot Trim Suffix List

N Standard Foot	no charge
Y Polished Aluminum Accent Trim	+\$75

STEP 2 (Complete Tables Only)

(^*) Leg Finish Suffix List

G Storm	
R Black	
S Silver	
T Medium Tone	
W Arctic White	
Z Other (call for quote)	TBD

Tip: Some Steelcase, Miller/Knoll, Haworth, and Allsteel paints are available for \$1000 list fee per order. Call/email for availability of specific colors. Additional custom paints (e.g. Tiger Dry Lac) must be quoted through designteam@enwork.com.

STEP 3 (Complete Tables Only)

(* Cable Management Suffix List

N No Cable Management	no charge
Q Grommet (One, Center)	+\$19
K One Power/Data Cut-Out, Centered	+\$37
X Other	TBD

STEP 4

(#) Laminate Suffix List:

2 Formica Pecan Walnut (6996-26)	
3 Formica Millennium Oak (5887-26)	
4 Formica Scandi Rift Oak (8677-26)	
5 Formica Pale Brushstroke (6997-58)	
6 Formica Storm (912-58)	
A Formica Chelsea Maple (9238-58)	
E Formica Zen Grey (9243-58)	
F Formica Black (909-58)	
G Formica Graphite (837-58)	
H Formica Ceruse Gray Walnut (6994-26)	
K Formica Aged Ash (8844-WR)	
L Formica Formal Walnut (5782-NG)	
M Formica Classic White (9244-58)	
Q Formica Inked Oak (5792-PG)	
W Formica Brite White (459-58)	
X Formica Non-Premium (58,43, MC, SP, + 10% and NT finishes), Formica Premium (WR, 42, 77, 46, RD), Wilsonart Non-Premium (-38, -60), and Wilsonart Premium (-07, -12, -18, -28, -52, -78)	

Wilsonart virtual design library Y series laminates, Wilsonart Solicor, and Formica ColorCore2 are not included in the above upcharges.

For pricing, contact designteam@enwork.com

Product Specifications:

- > Media Center is 16"D x 30"/36"W x 30"H.
- > Media Center includes electric lift monitor mount with integrated up/down switch.
- > Max monitor size is 27" for 30"W cabinet and 32" for 36"W cabinet.
- > Includes 20' retractable power cord located in back lower rear LH corner of cabinet.
- > Includes powerstrip inside cabinet for monitor and computer.
- > Includes power unit on exterior side of cabinet with two power outlets and one HDMI outlet. The HDMI interface is designed for easy user access and control of monitor. A cord wrap is also located on the side of cabinet for storage of HDMI cable when not in use. Power unit and cord wrap are black.
- > HDMI cables not included.
- > Includes black locking casters.

Ordering Information:

> A freight fee of \$150 net is assessed on orders less than \$1500 net. See page 13.



Complete Table



Cabinet Only



Cabinet w/
Ganging Hitch

Part Number	Description	List Price (US\$)
Zori Media Center Complete Tables		
CYMC3060&^*#	Zori Media Center w/ 30"W x 60"D Wedge Top and Zori Y-Leg on Casters	\$4,845
CYMC3072&^*#	Zori Media Center w/ 30"W x 72"D Wedge Top and Zori Y-Leg on Casters	\$4,930
CYMC3660&^*#	Zori Media Center w/ 36"W x 60"D Wedge Top and Zori Y-Leg on Casters	\$5,065
CYMC3672&^*#	Zori Media Center w/ 36"W x 72"D Wedge Top and Zori Y-Leg on Casters	\$5,148

Tip: Complete tables have tops attached to cabinet with "L" brackets.
Tip: All tops are 24"D on the short side.

Zori Media Center Cabinet Only

CYMCF30#	Zori Media Center, Freestanding Cabinet, 30"W	\$3,865
CYMCF36#	Zori Media Center, Freestanding Cabinet, 36"W	\$3,865

Tip: For use with freestanding tables (ordered separately).

Zori Media Center Cabinet with Ganging Hitch

CYMCG30#	Zori Media Center, Freestanding Cabinet w/ Ganging Hitch, 30"W	\$4,146
CYMCG36#	Zori Media Center, Freestanding Cabinet w/ Ganging Hitch, 36"W	\$4,146

Tip: For use with freestanding tables (ordered separately).

Monitor Lift Remote Control

CYPRC	Monitor Lift Remote Control	\$89
-------	-----------------------------	------

Tip: Used by teacher to raise/lower entire classroom simultaneously.



CPU Holders

CYPCP	Monitor Lift On-Board Thin Client/Micro CPU Holder, Black	\$57
-------	---	------

Tip: On-Board Thin Client/Micro CPU Holder is located inside cabinet and always painted black. Bracket sizing allows for an 8"W x 8"H x 1.35"D mini CPU.

TOPS

BASES

POWER
DATASUPPORT
FURNITURE

ACCESSORIES

TABLES STEP 2 - ZORI

Notes

Choosing Power, Data, & Telecom Solutions

We make it easy to choose the right Power/Data assembly, assuring you have a highly functional yet cost effective solution. With a little bit of planning, empowering a table or a large training room can be simple – usually without the added complexity and expense of a technology integrator. Listed below are planning tips to help assure an impressive, productive installation.

Step 1 – Determine the number of power outlets needed.

Based on the size of the table and type of space, determine how many users might need power.

Tip: If the table will be used continuously for long periods of time, users will need to plug in their laptops. If so, a higher number of outlets may be needed.

Step 2 – Determine the number and type of datacom connections needed.

Which systems require physical connections? If the room or facility has a wireless network, fewer will be needed.

Step 3 – Determine which Power/Data unit best fits your requirements.

Use the Conference and Training/Teaming charts as well as the detailed assembly descriptions in this Price List to compare capabilities and features. Be sure to review the datacom options available for each assembly.

Data Options - Each unit is marked with an ▲ or ● to identify the category of datacom options available. Both types can meet most needs, but if you have diverse or unusual needs, assemblies with a ● have a wider variety of options available.



▲ : Power/Data units in this category come standard with data openings and a Voice/Data Adapter kit. Adapters from the kit are used to install jacks or couplers (ordered separately from Enwork or supplied by the customer) into the data openings of the power/data unit. Voice/data options are punch down. Audio/video options are inline.



● : Power/Data units in this category come standard with datacom plate openings. Datacom plates must be ordered from Enwork or openings can be left empty. Datacom plates can be configured to include multiple voice, data, audio and video solutions. Voice/data options are punch down. Audio/video options are inline.

Tip: Two or more smaller units can provide better user access on longer conference tables. When using multiple units, it is often easier and more convenient if power cords can be combined. Some assemblies can be daisy-chained together under the table. In other cases a UL listed power strip under the top or hidden in a base becomes the consolidation point, reducing the number of cords that need to be routed to the floor.

Tip: Some units are one-sided, others are two-sided. For the same number of outlets, a single two-sided unit will be lower cost than two one-sided units.

Tip: Be sure you understand how power and cabling will be routed from the building into the space and to the table(s).

Tip: To select an appropriate in-feed, determine if power will be coming from an outlet or hard-wired to the building. Hardwiring also allows the possibility of multi-circuit power within a table or series of interconnected tables. Note that only some units can be hardwired.

Tip: If power needs to run from one table to the next, look for units that can be daisy-chained. If connected tables will be re-configured into alternate set-ups, then units with non-sequential daisy-chaining are often the best solution.

TOPS

BASES

POWER
DATASUPPORT
FURNITURE

ACCESSORIES

TABLES STEP 3 - POWER / DATA

Step 4 – Determine the location and orientation of the Power/Data units in the table top. The position of units in a table is important because it affects both access from different seating positions as well as the ease with which power and data can be routed from the building into the table.

Tip: For smaller tables, a single unit in the center is the most common solution. For tables longer than 96", multiple and/or two-sided units provide more convenient user access.

Tip: One-sided units typically open towards the end of a table. Two-sided units typically open towards the long sides of a table.

Tip: Multiple units are often spaced equally along the length of the table or positioned near the ends of the table, typically 20-24" in from the edge.

Tip: Positioning one or more units just next to legs or bases usually makes it easier to keep everything hidden. Placing assemblies directly over legs or bases requires special attention to assure there is no physical interference - contact designteam@enwork.com.

Tip: Refer to the Conference Table Power/Data Standard Cut-outs page in this Price List to see different positioning options.

Step 5 – Don't forget to order accessories. Cable Grippers, Cable Managers, and other accessories help keep all the wires and cables organized and out of sight. See page 234 for available options.

Choosing Power, Data, & Telecom Solutions

Training, Teaming, and Workstation Applications

	Product*	Door/Case Material	# Power Outlets	Daisy-Chaining Available	Hardwire Option	# Datacom Ports	Datacom Options	USB Charging Available	Key Features and Descriptions
	Axil	Steel	2	Special**	Special**	0**	▲** (Specials Only)	Y	Surface mounted power and charging USB
Best Seller	Ellora B	Aluminum	2	Y	Special**	0 or 2	▲	Y	Popular choice for multiple mobile table applications. Convenience Outlet on bottom.
	Ellora Deep Well, Single-Sided	Aluminum	3	Special**	Special**	0**	▲** (Specials Only)	Y	Great aesthetics. Flush fit door. Available with pre-wired USB A+C. Accommodates MacBook power brick.
	Ellora, Single-Sided	Aluminum	2	Y	Y	2	▲	Y	Great aesthetics. Flush fit door with cable drop space. Available with pre-wired USB A+C in one
Clamp-on	Dean	Plastic w/ Aluminum Housing	1 or 2	N	Special**	0	NA	Y	Clamp on convenience and flexible 6' power cord
	Node	Die-Cast Zinc	1 or 2	Special**	Special**	0**	▲ (Specials Only)	Y	Clean, flush mount design. Fits 1.25"-1.5" tops. 2 amp stacked USB charging available. 6' 15 amp power cord.
Specialty	Powerlex	Modesty Panel	6	Special**	Y	4	▲	N	Power integration below the worksurface. Non-sequential Daisy Chaining. See pages 143, 213.
Undersurface Mount	Satellite	Steel	1 or 2	Special**	Y	1 or 2	▲	Y	Ideal for day 2 updates to existing tables. Available with angled or rounded aesthetic.
	Supreme	Plastic	2	N	N	0	NA	Y	Sits on worksurface. Has wireless phone charging.
Specialty	CHI, NYC, SF,			See Price List or contact designteam@enwork.com					

* Go to www.enwork.com for additional information

** Contact designteam@enwork.com for special availability and pricing.

TOPS

BASES

POWER
DATASUPPORT
FURNITURE

ACCESSORIES

TABLES STEP 3 - POWER / DATA

Conference Applications

	Product*	Door/Case Material	# Power Outlets	Daisy-Chaining Available	Hardwire Option	# Datacom Ports	Datacom Options	USB Charging Available	Key Features and Descriptions
	Alexander Linear, Double-Sided	Aluminum	4 or 6	Y	Special**	2, 4 or 6	▲	Y	Modern long rectangular shape aesthetics with pop-up doors. Two 10' cords or Daisy-Chain
Best Seller	Ellora, Double-Sided	Aluminum	4 or 6	Y	Y	2, 4 or 6	▲	Y	Aesthetics. Flush fit door with cable drop space. Available with pre-wired USB A+C in one or more Datacom ports. Sequential Daisy-Chaining is optional.
	Ellora Deep Well, Double-Sided	Aluminum	6	Special**	Special**	0**	▲** (Special Only)	Y	Aesthetics. Flush fit door. Available with pre-wired USB A+C. Accommodates MacBook power brick.
Specialty	Foundation Trough Kit	Veneer, Laminate or Aluminum	3-27	Y	Y	1-9 Multi-option Plate	●	N	Doors lay flat when open. Power Data varies by table size.
	Ghost, Single Sided	Steel, Glass Door	2	Y	Y	1 Multi-option Plates	●	Y	Flush mounted power unit with glass doors. Available in black or white.
	Ghost, Double Sided	Steel, Glass Door	6 or 12	Y	Y	2 or 4 Multi-option Plates	●	Y	Flush mounted power unit with glass doors. Available in black or white.
	Oasis 30"	Steel	12	Y	Y	4 Multi-option Plates	●	Special**	The most substantial solution for conference applications. Retracting doors.
Best Seller	Oasis 15"	Steel	6	Y	Y	1-2 Multi-option Plates	●	Y	Great flexibility. Retracting doors flush with surface. 9' power cord.
Undersurface Mount	Satellite	Steel	1 or 2	Special**	Y	1 or 2	▲	Y	Ideal for day 2 updates to existing tables. Available with angled or rounded aesthetic.
Specialty	CHI, NYC, SF,				See Price List or contact designsteam@enwork.com				

* Go to www.enwork.com for additional information** Contact designsteam@enwork.com for special availability and pricing.

Power & Data

Ordering Information:

- > For product features and capability comparison, see page 224.
- > For details and pricing of features listed under the "Additional Specials" section of a product, email designteam@enwork.com.
- > Data options for ▲ and ● can be found on page 232.
- > **A freight fee of \$150 net is assessed on orders less than \$1500 net. See page 13.**

STEP 1 (Axil)

(^) Finish Suffix List

- R Black w/ Black Receptacles +\$300
- S Silver w/ Black Receptacles no charge
- W White w/ White Receptacles no charge



Axil

Data Options : N/A
 Cord/Hardwire: 10' power cord
 Features: Spill resistant receptacles, 15 amp, convenience outlet
 Additional Specials: data options and more
 Material: Painted steel

Axil In-Surface Power/Data Assembly w/ additional convenience power outlet on bottom

Part Number	Description	Cut-Out-Size	List Price (US\$)
PDALV^	Axil, 2 Power, 10' Power cord, Extra Plug on Bottom	2.0" x 3.75"	\$583
PDAL2^	Axil, 2 Power, 1 USB A+C, 10' Power Cord, Extra Plug on Bottom	2.0" x 5.25"	\$877

Tip: Standard attachment hardware is not compatible with 3/4" quartz.

STEP 1 (Alexander)

(#) Connectivity Suffix List

- C Two 10" Power Cords no charge
- 1 Daisy-Chain, Circuit 1 +\$163
- 2 Daisy-Chain, Circuit 2 +\$163



Alexander™

Data Options : ▲
 Cord/Hardwire: 10' power cord or Daisy Chain hardwire
 Feature: 15 amp capability, modern aesthetic
 Additional Specials: Hardwired power, Longer cords, additional openings, USB charging and more
 Material: Anodized Aluminum

Alexander Linear Alternating Double-Sided Power/Data Assembly

PDL22#^	Alexander Linear (Alternating) Double Sided, 4 power/4 data openings	4.0" x 16.19"	\$1,454
PDL211#^	Alexander Linear (Alternating) Double Sided, 4 power/2 data openings/2 USB A+C	4.0" x 16.19"	\$1,821
PDL33#^	Alexander Linear (Alternating) Double Sided, 6 power/6 data openings	4.0" x 22.19"	\$1,593
PDL321#^	Alexander Linear (Alternating) Double Sided, 6 power/4 data openings/2 USB A+C	4.0" x 22.19"	\$2,017

Tip: If ordering daisy chain unit, infeed is required and ordered separately. If ordering multiple daisy chain units, jumpers are required and ordered separately. See next page.

STEP 2 (Alexander)

(^) Finish Suffix List

- A Clear Anodized Aluminum no charge
- R Black Anodized Aluminum +\$479

STEP 1 (Dean)

(^) Finish Suffix List

- R Black +\$55
- S Grey no charge
- W White +\$55



Dean

Data Options : N/A
 Cord/Hardwire: 6' power cord
 Feature: Clamp to worksurface, USB A+C
 Additional Specials: Longer cords, additional outlets and more
 Material: Plastic face with aluminum housing

Dean Clamp-On Unit with 6' power cord

PDQ11^	Dean, Clamp-On, 6' Power cord, 1 Power/1 USB A+C	N/A	\$536
PDQ21^	Dean, Clamp-On, 6' Power cord, 2 Power/1 USB A+C	N/A	\$576

Part Number	Description	Cut-Out-Size	List Price (US\$)
-------------	-------------	--------------	-------------------

Ellora™

Data Options: ▲
 Cord/Hardwire: 6' (Single), 10' (Double), 10' Hardwire, Daisy Chain Hardwire
 Features: Flush fit doors with cable drop space
 Additional Specials: Pre-installed voice/data, different configurations and more
 Material: Anodized or painted aluminum

Ellora Single-Sided Power/Data Assemblies

PDE22#^	Ellora Single Sided, 2 pwr/2 data openings	5.0" x 8.0"	\$752
PDE211#^	Ellora Single, 2 pwr/1 data opening/1 USB A+C	5.0" x 8.0"	\$925

Ellora Double-Sided Power/Data Assemblies

PDE44#^	Ellora Double, 4 pwr/4 data openings	9.81" x 8.0"	\$1,350
PDE422#^	Ellora Double, 4 pwr/2 data openings/2 USB A+C	9.81" x 8.0"	\$1,690
PDE66#^	Ellora Double, 6 pwr/6 data openings	9.81" x 11.0"	\$1,496
PDE642#^	Ellora Double, 6 pwr/4 data openings/2 USB A+C	9.81" x 11.0"	\$1,822

Tip: If ordering daisy chain unit, infeed is required and ordered separately.
 If ordering multiple daisy chain units, jumpers are required and ordered separately.

Ellora and Alexander Daisy Chain Unit Jumper

PDEJUMPXX	Jumper for connecting 2 Ellora and Alexander Units, package of one		\$170
-----------	--	--	-------

Tip: The "XX" in the part number corresponds to jumper length. This length is determined by Enwork.

Ellora and Alexander Daisy Chain Infeeds

PDECKIT	Splitter and H-Block for Center Infeed Tip: Use when daisy chaining 3 Ellora and Alexander units and infeed is in center of table.		\$50
A8BP72	Base Power Infeed for Hardwire Ellora and Alexander Units, 72"		\$201
A8BP120	Base Power Infeed for Hardwire Ellora and Alexander Units, 120"		\$242
A1BP72	Base Power Infeed for Right Angle (RA) Plug Circuit 1 (only), 72"		\$286
A1BP120	Base Power Infeed for Right Angle (RA) Plug Circuit 1 (only), 120"		\$379
A1BPS72	Base Power Infeed for Straight Plug Circuit 1 (only), 72"		\$315
A1BPS120	Base Power Infeed for Straight Plug Circuit 1 (only), 120"		\$435



20 amp Receptacle



15 amp Receptacle

Tip: Power infeed with plug is not for use with circuit 2 daisy chaining.
 Tip: Use hardwire infeeds if UL listed (not recognized) is required
 Tip: Infeeds have a 20 amp plug end which requires a 20 amp wall receptacle. A plug adapter is required if using a standard 15 amp receptacle. The adapter is not included and must be purchased separately. Conntek 30129 15-Amp to 20-Amp Plug Adapters and similar are available through amazon.com and at many electrical supply houses.

Ellora B

Data Options: ▲
 Cord/Hardwire: 6' or 10' power cord
 Features: Convenience outlet
 Additional Specials: Hardwire and more
 Material: Painted aluminum

Ellora B Power/Data Assemblies with additional convenience power outlet on bottom

PDEC#^	Ellora B, 2 power/2 data openings, Extra Plug on Bottom	5.0" x 8.0"	\$629
PDECUS#^	Ellora B, 2power/1 data openings/1 USB A+C, Extra Plug on Bottom	5.0" x 8.0"	\$806

Plug Strip with Surge Protection, Flat Rotating Plug

CPPSI	6-outlet plug strip, 10-foot cord, white		\$141
-------	--	--	-------

ENWORK

TOPS

BASES

POWER
DATASUPPORT
FURNITURE

ACCESSORIES

TABLES STEP 3 - POWER / DATA

STEP 1 (Ellora)**(#) Connectivity Suffix List**

C	6' Power Cord (single sided only)	no charge
	or 2-10' Power Cords (double sided only)	
1	Daisy-Chain Circuit 1	+\$109
2	Daisy-Chain Circuit 2	+\$109
H	10' Hardwire (PDE22/PDE211 only)	+\$186
H	2-10' Hardwires (PDE44, PDE422, PDE66, PDE642 only)	+\$351

STEP 2 (Ellora)**(^) Finish Suffix List**

AW	Clear Aluminum w/ White int.
AR	Clear Aluminum w/ Black int.
BB	Black Aluminum w/Black Interior

STEP 1 (Ellora B)**(#) Connectivity Suffix List**

P	6' Power Cord	no charge
N	10' Power Cord	+20

STEP 2 (Ellora B)**(^) Finish Suffix List**

S	Silver w/Black Int.
R	Black w/ Black Int.

Power & Data

Ordering Information:

- > For product features and capability comparison, see page 224.
- > For details and pricing of features listed under the "Additional Specials" section of a product, email designteam@enwork.com.
- > Data options for ▲ and ● can be found on page 232.
- > **A freight fee of \$150 net is assessed on orders less than \$1500 net. See page 13.**

Part Number	Description	Cut-Out-Size	List Price (US\$)
-------------	-------------	--------------	-------------------

Ellora Deep Well



Data Options: ▲ (Specials Only)
 Cord/Hardwire: 6' power cord (single) or 10' power cord (double)
 Features: Flush fit doors, accommodates MacBook power bricks
 Additional Specials: Different configurations and more
 Material: Painted aluminum

Ellora Deep Well Single-Sided Power/Data Assemblies

PDEW31S	Ellora Deep Well Single-Sided, 3 pwr/1 USB A+C, Silver w/ Black Interior	5.0" x 8.0"	\$1,148
---------	--	-------------	---------

Ellora Deep Well Double-Sided Power/Data Assemblies

PDEW62S	Ellora Deep Well Double-Sided, 6 pwr/2 USB A+C, circuit breaker, Silver w/ Black Interior	9.81" x 8.0"	\$2,474
---------	---	--------------	---------

Ghost



Data Options : ●
 Cord/Hardwire: 9' Power Cord(s), 9' Hardwire Cord(s), or Daisy Chain Hardwire (Double-Sided Units Only)
 Features: Frameless. Fit flush within surface
 Material: Painted steel interior with back-painted glass doors

Ghost Single-Sided Frameless Power/Data Assemblies

PDGHNS#^	Ghost, 2 power/1 telecom plate cutout	4.5" x 8.0"	\$1,776
----------	---------------------------------------	-------------	---------

Ghost Double-Sided Frameless Power/Data Assemblies

PDGHOST15#^	Ghost, 6 power outlets/2 telecom plate cutouts	8.25" x 14.25"	\$3,885
PDGHUU15#^	Ghost, 6 power outlets/1 telecom plate cutout, 2 charged USB.	8.25" x 14.25"	\$4,407
PDGHOST30#	Ghost, 12 power outlets/4 telecom plate cutouts	8.25" x 29.25"	\$6,452

Tip: If ordering daisy chain unit, infeed is required and ordered separately.
 If ordering multiple daisy chain units, jumpers are required and ordered separately.

STEP 1 (Ghost)

(#) Connectivity Suffix List

C	1-9' Power Cord (PDGHNS) or 2-9' Power Cords (PDGHOST15) or 4-9' Power Cords (PDGHOST30)	no charge
1	Daisy Chain Circuit 1 (PDGHOST15/PDGHUU15)	+\$150
1	Daisy Chain Circuit 1 (PDGHOST30)	+\$360
2	Daisy Chain Circuit 2 (PDGHOST15/PDGHUU15)	+\$150
2	Daisy Chain Circuit 2 (PDGHOST30)	+\$360
H	1-9' Hardwire (PDGHNS)	+\$109
H	2-9' Hardwire (PDGHOST15/PDGHUU15)	+\$172
H	4-9' Hardwire (PDGHOST30)	+\$227

STEP 2 (Ghost)

(^) Power Unit & Glass Door Finish Suffix List

RB	Black Power Unit with Black Gloss Back Painted Glass
RD	Black Power Unit with Black Frosted Back Painted Glass
WB	White Power Unit with White Gloss Back Painted Glass
WD	White Power Unit with White Frosted Back Painted Glass

Part Number	Description	Cut-Out-Size	List Price (US\$)
-------------	-------------	--------------	-------------------

Node™




Data Options: ▲ (Specials Only)
 Cord/Hardwire: 6' Power Cord
 Features: Simple flush mount design, 15 amp, 2 amp USB
 Additional Specials: Longer cords, data openings, USB charging and more

Node Power Unit, 6' Power Cord

PDF20 [^]	Node Power Unit, 2 Outlets	3" Diameter	\$306
PDF12 [^]	Node Power Unit, 1 Outlet/2 charging USB	3" Diameter	\$452

Oasis™



Data Options : ●
 Cord/Hardwire: 9' power cords, 9' Hardwire Cords, or Daisy Chain Hardwire
 Features: Flush with worksurface, Integral lid, Flexibility
 Material: Painted steel

Oasis Power/Data Assemblies

PDOASIS15# [^]	Oasis, 6 power/2 telecom plate cutouts, 9"x15"	8.25" x 14.25"	\$3,103
PDOAUU15# [^]	Oasis, 6 power/1 telecom plate cutout, 2 charging USB, 9"x15"	8.25" x 14.25"	\$3,656
PDOASIS30# [^]	Oasis, 12 power/4 telecom plate cutouts, 9"x30"	8.25" x 29.25"	\$5,642

Tip: If ordering daisy chain unit, infeed is required and ordered separately.
 If ordering multiple daisy chain units, jumpers are required and ordered separately.

Oasis and Ghost Daisy Chain Unit Jumper

PDJUMPXX	Jumper for connecting 2 Oasis and Ghost Units, package of one		\$483
----------	---	--	-------

Tip: The "XX" in the part number corresponds to jumper length. This is determined by Enwork.

Oasis and Ghost Daisy Chain Unit Infeed

PDVP72	Base Power Infeed for Hardwire Oasis and Ghost Units, 72"		\$215
PDVP120	Base Power Infeed for Hardwire Oasis and Ghost Units, 120"		\$274
PDV72AP	Base Power Infeed for Plug Circuit 1 (only), 72"		\$333
PDV120AP	Base Power Infeed for Plug Circuit 1 (only), 120"		\$480



20 amp Receptacle



15 amp Receptacle

Tip: Power infeed with plug is not for use with circuit 2 daisy chaining.
 Tip: Use hardwire infeeds if UL listed (not recognized) is required
 Tip: Infeeds have a 20 amp plug end which requires a 20 amp wall receptacle. A plug adapter is required if using a standard 15 amp receptacle. The adapter is not included and must be purchased separately. Conntek 30129 15-Amp to 20-Amp Plug Adapters and similar are available through amazon.com and at many electrical supply houses.

STEP 1 (Node)

(*) Finish Suffix List

- S Silver
- R Black
- W Parchment White

STEP 1 (Oasis)

(#) Connectivity Suffix List

- C 2-9' Power Cords (PDOASIS15/ PDOAUU15) or 4-9' Power Cords (PDOASIS30) no charge
- 1 Daisy Chain Circuit 1 (PDOASIS15/PDOAUU15) +\$150
- 1 Daisy Chain Circuit 1 (PDOASIS30 only) +\$360
- 2 Daisy Chain Circuit 2 (PDOASIS15/PDOAUU15) +\$150
- 2 Daisy Chain Circuit 2 (PDOASIS30) +\$360
- H 2-9' Hardwire (PDOASIS15/PDOAUU15) +\$172
- H 4-9' Hardwire (PDOASIS30) +\$227

STEP 2 (Oasis)

(*) Finish Suffix List

- R Black
- S Silver
- W Gloss White

Ordering Information:

- > For product features and capability comparison, see page 224.
- > Satellite units do not require a power/data hole in top.
- > Rounded unit dimensions: 5.625"W, 1.828"H, 5.06"D
- > Angled unit dimensions: 4.8"W at bottom, 6.9"W at top, 1.828"H 5.06"D
- > For details and pricing of features listed under the "Additional Specials" section of a product, email designteam@enwork.com.
- > Data options for ▲ and ● can be found on page 232.
- > **A freight fee of \$150 net is assessed on orders less than \$1500 net. See page 13.**

STEP 1 (Satellite)**(*) Finish Suffix List**

S Silver w/ Grey
R Black w/ Black
W White w/ White

Part Number	Description	Cut-Out-Size	List Price (US\$)
-------------	-------------	--------------	-------------------

Satellite™

Data Options: ▲

Cord/Hardwire: 10' power cord with 15 amp plug

Features: Only 1.828"H, mounts under worksurface, 15 amp capability, strain relief on cord

Additional Specials: Hardwire and more

Material: Painted steel with matching plastic outlets

Angled Undermount Satellite Power/Data Units

PDPAAP^	Angled Power Data Unit w/ 10' Cord, 2 Power	N/A	\$390
---------	---	-----	-------

PDPAAU^	Angled Power Data Unit w/ 10' Cord, 1 Power/2 Stacked USB	N/A	\$579
---------	---	-----	-------



PDPAAD^	Angled Power Data Unit w/ 10' Cord, 1 Power/1 Data Opening	N/A	\$453
---------	--	-----	-------

PDPAAH^	Angled Power Data Unit w/ 10' Cord, 1 Power/1 HDMI	N/A	\$585
---------	--	-----	-------

Tip: Data knockout adapter tree included.

Tip: Will not accommodate VGA connections.

Tip: Order a plug strip to consolidate multiple Satellite units under a single top, or contact designteam@enwork.com for power kit.**Rounded Undermount Satellite Power/Data Units**

PDP88P^	Rounded Power Data Unit w/ 10' Cord, 2 Power	N/A	\$390
---------	--	-----	-------

PDP88U^	Rounded Power Data Unit w/ 10' Cord, 1 Power/2 Stacked USB	N/A	\$579
---------	--	-----	-------



PDP88D^	Rounded Power Data Unit w/ 10' Cord, 1 Power/1 Data Opening	N/A	\$452
---------	---	-----	-------

PDP88H^	Rounded Power Data Unit w/ 10' Cord, 1 Power/1 HDMI	N/A	\$585
---------	---	-----	-------

Tip: Data knockout adapter tree included.

Tip: Will not accommodate VGA connections.

Tip: Order a plug strip to consolidate multiple Satellite units under a single top, or contact designteam@enwork.com for power kit.**Supreme Desk Top Convenience Module**

Data Options : N/A

Cord/Hardwire: 5' Power Cord

Features: Sits on worksurface, 2 outlets, 2 USB-A and 1 USB-C, wireless phone charging

Material: White plastic with grey trim



PDSPTC	Supreme Desk Top Convenience Module, White w/ Grey Trim	N/A	\$274
--------	---	-----	-------

Tip: Includes 2 outlets, 2 USB-A charging and 1 USB-C charging (5V 3.0A), phone wireless charging (9V, 1.1A), and 5 ft cord.

TOPS

BASES

POWER
DATA

SUPPORT
FURNITURE

ACCESSORIES

TABLES STEP 3 - POWER / DATA




















Notes

Power & Data

Ordering Information:

- > Items on this page work with Power Data units marked with a ●.
- > See Tables Power and Data section of the Enwork website to see detailed pictures of standard Telecom plates.
- > Other combinations available, contact designsteam@enwork.com.
- > A freight fee of \$150 net is assessed on orders less than \$1500 net. See page 13.



	Part Number	Description	List Price (US\$)
Telecom Plates (for Ghost, Oasis, and Foundation Trough Kits)			
	A-BL	Blank cover to fill Hole in Power/Data unit	\$25
	A-BL-73-73	RJ45 category 5 Data Inline (Qty. 2)	\$238
	A-BL-B	RJ45 category 6 Data (Qty. 1)	\$123
	A-BL-B-B	RJ45 category 6 Data (Qty. 2)	\$238
	A-BL-A-B-B	RJ12 category 3 Phone (Qty. 1) and RJ45 category 6 Data (Qty. 2)	\$292
	A-BL-B-B-B-B	RJ45 category 6 Data (Qty. 4)	\$450
	A-BL-B-B-C51	RJ45 category 6 Data (Qty. 2) and 15 pin HDVGA (Qty. 1)	\$456
	A-BL-13-13	3 pin XLR Female (Qty. 2)	\$457
	A-BL-CRDMINDER	Cordminder Plate (Qty. 1)	\$80
	A-BL-Z	DVI (Qty. 1)	\$374
	A-BL-C45-L-C51*	HDMI (Qty. 1), Mini-stereo (Qty. 1), and 15 pin HDVGA	\$548
	A-BL-C45-B-B*	HDMI (Qty. 1) and RJ45 category 6 Data (Qty. 2)	\$452
	A-BL-C45*	HDMI (Qty. 1)	\$246
	A-BL-C45-C51*	HDMI (Qty. 1) and 15 pin HDVGA	\$421
	A-BL-C45-C51-B-B*	HDMI (Qty. 1), 15 pin HDVGA (Qty. 1), and RJ45 category 6 Data (Qty. 2)	\$621
	A-BL-C45-A-A*	HDMI (Qty. 1) and RJ12 category 3 Phone (Qty. 2)	\$498
	A-BL-L-C51-Z	Mini-stereo (Qty. 1), 15 pin HDVGA (Qty. 1), and DVI (Qty.1)	\$581
	A-BL-102-102	USB (non-charging) (Qty. 2)	\$203
	A-BL-102-C45*	HDMI (Qty. 1) and USB (non-charging) (Qty. 1)	\$345

DATACOM KEY

73	Cat 5E Data Inline
13	XLR Female
102	USB (non-charging), Type A/A with 72" patch cord
77/78/79	RCA Inline
A (suffix)	Cat 3 Phone (punch down)
B	Cat 6 Data (punch down)
C45	HDMI with 36" patch cord
C51	15 pin HDVGA with 72" patch cord
L	Mini-stereo Inline
Z	DV1 Inline

Tip:

- > Phone/Data jacks are punch-down unless otherwise indicated (e.g. "Inline")
- > Video RCA, mini-stereo, and DVI are Inline (Inline allows connection to the back of the connector without any wiring)
- > XLR connector is solder
- > VGA includes 72" ultra thin patch cord
- > HDMI includes 36" ultra thin patch cord
- > USB (non-charging) is type A/A, 72" patch cord

Ordering Information:

- > Items on this page work with Power Data units marked with a triangle ▲
- > These Power Data units come with an Adapter Kit that allows the solutions below to be snapped into the unit's data openings.
- > **A freight fee of \$150 net is assessed on orders less than \$1500 net. See page 13.**



TOPS	TABLES STEP 3 - POWER / DATA
BASES	
POWER DATA	
SUPPORT FURNITURE	
ACCESSORIES	


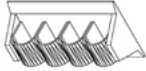


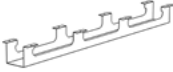
	Part Number	Description	List Price (US\$)
	PDBHDR	HDMI Corded Coupler, 18" Length, Black	\$134
	PDBHDW	HDMI Corded Coupler, 18" Length, White	\$134
	PDBVGA	VGA 15-pin Cord, M/F, 10' Length	\$168
	PDBCAT6	RJ45 CAT 6 Data Cord, Siemen, M/F, 10' Length	\$144
	PDBCAT5EB	RJ45 Cat 5E Data Cord, Panduit, M/F, 9' Length	\$124
	PDBCAT5EC	RJ45 Cat 5E/6 Data Jack, Punch Down	\$44
	PDBMINIR	Mini-Stereo, M/F, 10' length, Black	\$36
	PDBMINIW	Mini-Stereo, M/F, 10' length, White	\$36
	PDUSBAR	USB-A Data Transfer (not charging), 6' length, Black	\$86
	PDUSBAW	USB-A Data Transfer (not charging), 6' length, White	\$86
	URDATA	Data Adapter Tree, Grey	\$27
	PDDTR	Data Adapter Tree, Black	\$26
	PDDTW	Data Adapter Tree, White	\$26

Tip: Service part. Comes standard with power data units. Order for reconfiguration.

Power & Data - Cable Management

Ordering Information:

> A freight fee of \$150 net is assessed on orders less than \$1500 net. See page 13.

	Part Number	Description	List Price (US\$)
	Vertical Cable Managers with weighted base		
	PDVCMR	Vertical Cable Manager, flexible spine, 30", worksurface attached, Black	\$237
	PDVCMS	Vertical Cable Manager, flexible spine, 30", worksurface attached, Silver	\$237
	ULCM	Vertical Cable Manager, flexible spine, 1.5" diameter, Black	\$195
	Cable Managers and Grippers		
	PDGR	Universal Cable Gripper, 5 openings, Black	\$34
	PDUCMR	Universal Cable Manager, extruded plastic, double-sided tape, 22", Black	\$73
	PDUCMS	Universal Cable Manager, extruded plastic, double-sided tape, 22", Silver	\$73
		Tip: Can be mounted vertically to legs or horizontally under a worksurface	
	PDJTR24	Universal Cable Manager extruded black plastic J-channel, 24" (22" actual)	\$50
	PDJTR30	Universal Cable Manager extruded black plastic J-channel, 30" (28" actual)	\$56
	PDJTR36	Universal Cable Manager extruded black plastic J-channel, 36" (34" actual)	\$56
	PDJTR42	Universal Cable Manager extruded black plastic J-channel, 42" (40" actual)	\$66
	PDJTR48	Universal Cable Manager extruded black plastic J-channel, 48" (46" actual)	\$66
	PDJTR54	Universal Cable Manager extruded black plastic J-channel, 54" (52" actual)	\$77
	PDJTR60	Universal Cable Manager extruded black plastic J-channel, 60" (58" actual)	\$77
	PDJTR66	Universal Cable Manager extruded black plastic J-channel, 66" (64" actual)	\$77
	PDJTR72	Universal Cable Manager extruded black plastic J-channel, 72" (70" actual)	\$77
		Tip: If installing between legs, order next smallest size. Tip: Channel is 1"H x 1.5"W	
	Steel Cable Troughs		
	PDK48	Steel Cable Trough for Tables, Black 48"W	\$244
		Tip: Not compatible with centered Oasis or double-sided Ellora power data units.	

TOPS

BASES

POWER
DATASUPPORT
FURNITURE

ACCESSORIES

TABLES STEP 3 - POWER / DATA

Notes

Equilibrium™ Tapered Credenza

U.S. Patents No. D858,149S

STEP 1

(@) Credenza lock option Suffix List

- N No Locks
 - L Locking (center doors only)
- no charge
+ \$100

STEP 2

(*) Paint Suffix List

- G Storm
 - R Black
 - S Silver
 - T Medium Tone
 - W Arctic White
 - Z Other
- TBD

Tip: Some Steelcase, Miller/Knoll, Haworth, and Allsteel paints are available for \$1000 list fee per order. Call/email for availability of specific colors. Additional custom paints (e.g. Tiger Dry Lac) must be quoted through designteam@enwork.com.

STEP 3

(#) Laminate Suffix List:

- 2 Formica Pecan Walnut (6996-26)
- 3 Formica Millennium Oak (5887-26)
- 4 Formica Scandi Rift Oak (8677-26)
- 5 Formica Pale Brushstroke (6997-58)
- 6 Formica Storm (912-58)
- A Formica Chelsea Maple (9238-58)
- E Formica Zen Grey (9243-58)
- F Formica Black (909-58)
- G Formica Graphite (837-58)
- H Formica Ceruse Gray Walnut (6994-26)
- K Formica Aged Ash (8844-WR)
- L Formica Formal Walnut (5782-NG)
- M Formica Classic White (9244-58)
- Q Formica Inked Oak (5792-PG)
- W Formica Brite White (459-58)
- X Formica Non-Premium (includes 58,43, MC, SP, and NT finishes), Formica Premium (WR, 42, 77, 46, RD, finishes), Wilsonart Non-Premium (-38, -60), and Wilsonart Premium (-07, -12, -18,-28,- 52, -78) laminates.

Wilsonart virtual design library Y series laminates, Wilsonart Solicor, and Formica ColorCore2 are not included in the above upcharges.

For pricing, contact designteam@enwork.com

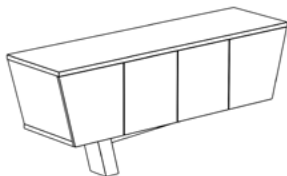
Formica Premium (WR, 42, 77, 46, RD, finishes), Wilsonart Non-Premium (-38, -60), and Wilsonart Premium (-07, -12, -18,-28,- 52, -78) laminates.

Product Specification:

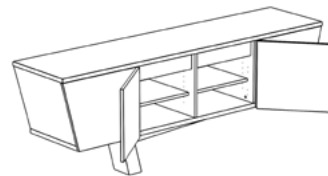
- > Buffet credenza drawers are hidden behind middle doors. For 60" and 72"W buffet credenzas, a single 18.8"W drawer is included; for 84"W buffet credenzas, two 15.8"W drawers are included; and for buffet credenzas 96"W, two 18.8"W drawers are included.
- > Credenza doors open with push latch and close with soft close feature. No pull present.
- > Base footprint is 6"W x 4"D.
- > Base has removable cover for cable management.
- > Includes adjustable shelf behind two middle doors.
- > Locking mechanism for center two doors available, see Step 1. End doors do not lock.
- > Add on glass and quartz tops are available. See page 262 Credenza toppers.

Ordering Information:

- > Tapered credenza is also available in the Impression collection on 4"H feet and as a wall-mounted version.
- > Base must bolt to a 4" concrete floor. Fasteners provided.
- > Credenza case ships assembled and is attached to base in the field.
- > **A freight fee of \$150 net is assessed on orders less than \$1500 net. See page 13.**



4-Door Credenza



Buffet Credenza

D1	W1	H1	Part Number	Description	List Price (US\$)
Laminated Tapered 4-Door Credenza, 31"H					
20	60	31	EQYL2060A@^#	Tapered Laminate 4-Door Credenza, 20"D x 60"W	\$15,201
20	72	31	EQYL2072A@^#	Tapered Laminate 4-Door Credenza, 20"D x 72"W	\$16,006
20	84	31	EQYL2084A@^#	Tapered Laminate 4-Door Credenza, 20"D x 84"W	\$17,693
20	96	31	EQYL2096A@^#	Tapered Laminate 4-Door Credenza, 20"D x 96"W	\$19,254
Laminated Tapered Buffet Credenza, 36"H					
20	60	36	EQPL2060A@^#	Tapered Laminate Buffet Credenza, 20"D x 60"W	\$16,944
20	72	36	EQPL2072A@^#	Tapered Laminate Buffet Credenza, 20"D x 72"W	\$17,793
<i>Tip: Includes a single drawer behind middle doors. See product specifications for additional detail.</i>					
20	84	36	EQPL2084A@^#	Tapered Laminate Buffet Credenza, 20"D x 84"W	\$20,093
20	96	36	EQPL2096A@^#	Tapered Laminate Buffet Credenza, 20"D x 96"W	\$21,699
<i>Tip: Includes two drawers behind middle doors. See product specifications for additional detail.</i>					

Disclaimer

Equilibrium credenzas must be installed directly onto a four inch minimum thickness concrete floor using factory provided hardware.

Warning

- Failure to install on four inch thick concrete floor or failure to follow instruction may cause table to function improperly and could lead to personal injury and or structural damage.
- Equilibrium credenza assembled can weigh in excess of 400 pounds depending on configuration and is supported in a 0.17 square foot area. It is the responsibility of the dealer and or end user to determine if the installation location for Equilibrium credenza is suitable.
- Enwork is not responsible for any structure failures or personal injuries due to improper installation or improper use of product.

Note

Installation requires at least two people.

TOPS

BASES

POWER
DATASUPPORT
FURNITURE

ACCESSORIES

TABLES STEP 4 - EQUILIBRIUM

Notes

Foundation Credenzas

STEP 1

(&) Credenza Case Options Suffix List

- A Standard no charge
- B Includes 4 Vents (rear) +\$370
- F Includes oversized opening (far right) with 2 vents. Oversized opening can be used for AV Rack or Refrigerator (ordered separately). Remaining doors have adjustable shelf behind them. This option available on 24" deep only credenzas. Height changes to 39" on buffet credenza, 4-door is unchanged. +\$637
- G Includes pull-out waste receptacle in far left door (qty 1-27 quart bin on 20"D, qty 2-27 quart bins on 24"D). Remaining doors have an adjustable shelf behind them. +\$1860
- H Includes pull-out waste receptacle in far left door (qty 2-27 quart bins) and oversized opening in far right with two vents. Oversized opening can be used for AV Rack or Refrigerator (ordered separately). Remaining doors have an adjustable shelf behind them. This option available on 24" deep only credenzas. Height changes to 39" on buffet credenza, 4-door is unchanged. +\$2220

Tip: Oversized opening for refrigerator and AV Rack is 20"W x 29"H (Buffet Credenzas) and 20"W x 26.6"H (Credenzas)

STEP 2

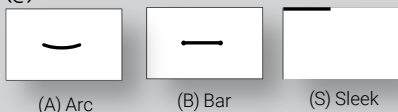
(*) Credenza Top Suffix List

- A Standard Credenza top
- B Specialty Top, ordered separately (includes quartz, ply, or solid surface) on pages 74-75.

Tip: For back-painted glass top, choose suffix A.

STEP 3

(@) Pull Suffix List:



STEP 4

(#) Laminate Suffix List:

- 2 Formica Pecan Walnut (6996-26)
- 3 Formica Millennium Oak (5887-26)
- 4 Formica Scandi Rift Oak (8677-26)
- 5 Formica Pale Brushstroke (6997-58)
- 6 Formica Storm (912-58)
- A Formica Chelsea Maple (9238-58)
- E Formica Zen Grey (9243-58)
- F Formica Black (909-58)
- G Formica Graphite (837-58)
- H Formica Ceruse Gray Walnut (6994-26)
- K Formica Aged Ash (8844-WR)
- L Formica Formal Walnut (5782-NG)
- M Formica Classic White (9244-58)
- Q Formica Inked Oak (5792-PG)
- W Formica Brite White (459-58)
- X Formica Non-Premium (includes 58,43, MC, SP, and NT finishes), Formica Premium (WR, 42, 77, 46, RD, finishes), Wilsonart Non-Premium (-38, -60), and Wilsonart Premium (-07, -12, -18, -28, -52, -78) laminates. + 35%

Wilsonart virtual design library Y series laminates, Wilsonart Sollicor, and Formica ColorCore2 are not included in the above upcharges.

For pricing, contact designteam@enwork.com

(#) Veneer Suffix List:

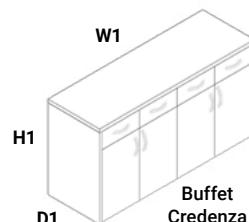
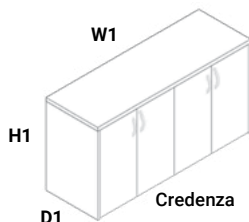
- D Maple (stained similar to Chelsea Maple laminate)
- T Walnut (stained similar to Wilsonart Ebony Recon non-standard laminate)
- ** 3 Ash - Clear Coat
- ** 4 Ash - Light Grey Stain (stained similar to Pale Brushstroke laminate)
- ** 5 Ash - Dark Grey Stain (stained similar to Storm laminate)
- 6 Rift Cut Oak - Clear Coat (stained similar to Scandi Rift Oak laminate)
- 7 Walnut - Clear Coat (stained similar to Pecan Walnut laminate)
- X Stain Match +10%
(add a one-time \$700 list Stain Match fee)
** See page 22 for color and grain variation.

Product Specifications:

- > 110-degree hinges
- > 20"D credenzas have an interior depth of 18.25"D.
- > 24"D credenzas have an interior depth of 22.5"D.
- > When Waste Receptacle is ordered, door handle will be mounted horizontally in center of door.
- > Arc and bar pulls are brushed aluminum. Sleek pulls are painted silver.

Ordering Information:

- > Includes locks and levelers
- > Ships assembled
- > Includes adjustable shelf
- > To add a back-painted glass top, choose suffix A in Step 2.
- > **A freight fee of \$150 net is assessed on orders less than \$1500 net. See page 13.**



D1	W1	H1	Part Number	Description	List Price (US\$)
----	----	----	-------------	-------------	-------------------

Laminate Foundation Credenzas, 31"H

20	36	31	TDL2036&*@#	Laminate Credenza, 2 doors, 20" x 36"	\$3,223
20	48	31	TDL2048&*@#	Laminate Credenza, 4 doors, 20" x 48"	\$3,502
Tip: If G or H is selected in step one, 20" x 48" credenza has 3 doors instead of 4 doors.					
20	60	31	TDL2060&*@#	Laminate Credenza, 4 doors, 20" x 60"	\$4,149
20	72	31	TDL2072&*@#	Laminate Credenza, 4 doors, 20" x 72"	\$4,797
24	60	31	TDL2460&*@#	Laminate Credenza, 4 doors, 24" x 60"	\$4,694
24	72	31	TDL2472&*@#	Laminate Credenza, 4 doors, 24" x 72"	\$5,426
24	84	31	TDL2484&*@#	Laminate Credenza, 4 doors, 24" x 84"	\$7,236
24	96	31	TDL2496&*@#	Laminate Credenza, 6 doors, 24" x 96"	\$8,329

Laminate Foundation Buffet Credenzas, 36"H

24	60	36	TDLB2460&*@#	Laminate Buffet Credenza, 4 doors/4 drawers, 24" x 60"	\$6,230
24	72	36	TDLB2472&*@#	Laminate Buffet Credenza, 4 doors/4 drawers, 24" x 72"	\$7,262
24	84	36	TDLB2484&*@#	Laminate Buffet Credenza, 4 doors/4 drawers, 24" x 84"	\$9,072
24	96	36	TDLB2496&*@#	Laminate Buffet Credenza, 6 doors/6 drawers, 24" x 96"	\$9,520

Veneer Foundation Credenzas, 31"H

20	36	31	TDV2036&*@#	Veneer Credenza, 2 doors, 20" x 36"	\$12,357
20	48	31	TDV2048&*@#	Veneer Credenza, 4 doors, 20" x 48"	\$14,646
20	60	31	TDV2060&*@#	Veneer Credenza, 4 doors, 20" x 60"	\$16,283
20	72	31	TDV2072&*@#	Veneer Credenza, 4 doors, 20" x 72"	\$16,705
24	60	31	TDV2460&*@#	Veneer Credenza, 4 doors, 24" x 60"	\$16,478
24	72	31	TDV2472&*@#	Veneer Credenza, 4 doors, 24" x 72"	\$16,636

Veneer Foundation Buffet Credenzas, 36"H

24	60	36	TDVB2460&*@#	Veneer Buffet Credenza, 4 doors/4 drawers, 24" x 60"	\$20,964
24	72	36	TDVB2472&*@#	Veneer Buffet Credenza, 4 doors/4 drawers, 24" x 72"	\$21,481

Refrigerator and AV Rack

			CPR1	Refrigerator, Black w/ Stainless Steel Door Dimensions: 17.25" x 20.1" x 24.9"	\$1,600
				Tip: Enwork warranty does not apply. Refrigerator manufacturer warranty applies.	
			CPAVR1624	Freestanding AV Rack (18"D x 19.25"W x 25.5"H), Middle Atlantic CFR-14-18	\$1,824

TOPS

BASES

POWER
DATA

SUPPORT
FURNITURE

ACCESSORIES

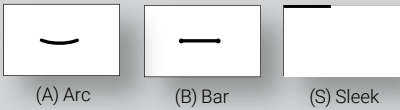
TABLES STEP 4 - FOUNDATION

Notes

Foundation Lecterns

STEP 1

(@) Pull Suffix List:



STEP 2

(#) Laminate Suffix List:

- 2 Formica Pecan Walnut (6996-26)
- 3 Formica Millennium Oak (5887-26)
- 4 Formica Scandi Rift Oak (8677-26)
- 5 Formica Pale Brushstroke (6997-58)
- 6 Formica Storm (912-58)
- A Formica Chelsea Maple (9238-58)
- E Formica Zen Grey (9243-58)
- F Formica Black (909-58)
- G Formica Graphite (837-58)
- H Formica Ceruse Gray Walnut (6994-26)
- K Formica Aged Ash (8844-WR)
- L Formica Formal Walnut (5782-NG)
- M Formica Classic White (9244-58)
- Q Formica Inked Oak (5792-PG)
- W Formica Brite White (459-58)
- X Formica Non-Premium (includes + 35%
58,43, MC, SP, and NT finishes),
Formica Premium (WR, 42, 77, 46,
RD, finishes), Wilsonart Non-Premium
(-38, -60), and Wilsonart Premium (-07,
-12, -18, -28, - 52, -78) laminates.

Wilsonart virtual design library Y series laminates, Wilsonart Soligor, and Formica ColorCore2 are not included in the above upcharges.

For pricing, contact designteam@enwork.com

Product Specifications:

- > 110-degree hinges
- > Arc and bar pulls are brushed aluminum. Sleek pulls are painted silver.

Ordering Information:

- > Ships assembled
- > **A freight fee of \$150 net is assessed on orders less than \$1500 net. See page 13.**

COORDINATING FURNITURE

See pages 122-131 for Foundation Conference Tables.

D1 W1 H1 Part Number Description List Price (US\$)



Laminate Foundation Lecterns with 2 door, Non-Locking Cabinet

24	27	49	LPWLECTA@#	Laminate Lectern, levelers	\$4,587
24	27	49	LPWLECTAC@#	Laminate Lectern, casters	\$4,685

TOPS

BASES

POWER
DATA

SUPPORT
FURNITURE

ACCESSORIES

TABLES STEP 4 - FOUNDATION

Notes

Impression Tapered Credenza

STEP 1 - Tapered Credenza Only

(%) Credenza lock option Suffix List

N No Locks no charge
L Locking (center doors only) + \$100

STEP 2

(#) Laminate Suffix List:

2 Formica Pecan Walnut (6996-26)
3 Formica Millennium Oak (5887-26)
4 Formica Scandi Rift Oak (8677-26)
5 Formica Pale Brushstroke (6997-58)
6 Formica Storm (912-58)
A Formica Chelsea Maple (9238-58)
E Formica Zen Grey (9243-58)
F Formica Black (909-58)
G Formica Graphite (837-58)
H Formica Ceruse Gray Walnut (6994-26)
K Formica Aged Ash (8844-WR)
L Formica Formal Walnut (5782-NG)
M Formica Classic White (9244-58)
Q Formica Inked Oak (5792-PG)
W Formica Brite White (459-58)
X Formica Non-Premium (includes 58,43, MC, SP, and NT finishes), Formica Premium (WR, 42, 77, 46, RD, finishes), Wilsonart Non-Premium (-38, -60), and Wilsonart Premium (-07, -12, -18, -28, -52, -78) laminates.

+ 35%

Wilsonart virtual design library Y series laminates, Wilsonart Solicor, and Formica ColorCore2 are not included in the above upcharges.

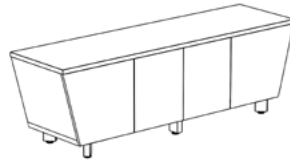
For pricing, contact designteam@enwork.com

Product Specifications:

- > Tapered credenzas include optional locking mechanism for center two doors, see Step 1. End doors on tapered credenzas do not lock.
- > 4" Impression Foot
- > 110-degree hinges
- > Tapered credenza includes adjustable shelf behind two middle doors.
- > Tapered credenza doors open with push latch and close with soft close feature. No pull present.
- > Tapered buffet credenzas include a single 18.8"W drawer hidden behind middle doors.
- > Add on glass and quartz tops are available. See page 262.

Ordering Information:

- > Tapered credenza is also available in the Equilibrium collection and as a wall-mounted version.
- > Ships assembled (except for feet).
- > **A freight fee of \$150 net is assessed on orders less than \$1500 net. See page 13.**



COORDINATING FURNITURE

See page 138 for Impression Conference Tables.

D1	W1	H1	Part Number	Description	List Price (US\$)
----	----	----	-------------	-------------	-------------------

Tapered Laminate Impression Credenzas, 31"H

20	60	31	TCTL2060A%#	Laminate Tapered Credenza, 4 doors, 20"D x 60"W	\$8,099
20	72	31	TCTL2072A%#	Laminate Tapered Credenza, 4 doors, 20"D x 72"W	\$8,892

Tapered Laminate Impression Buffet Credenzas, 36"H

20	60	36	TCTLB2060A%#	Laminate Tapered Buffet Credenza, 4 doors/1 drawer, 20"D x 60"W	\$9,816
20	72	36	TCTLB2072A%#	Laminate Tapered Buffet Credenza, 4 doors/1 drawer, 20"D x 72"W	\$10,653

Tip: Includes a single drawer behind middle doors.
See product specifications for additional detail.

TOPS

BASES

POWER
DATASUPPORT
FURNITURE

ACCESSORIES

TABLES STEP 4 - IMPRESSION

Notes

Laptop Tables

STEP 1

(*) Paint List:

G Storm
R Black
S Silver
T Medium Tone
W Arctic White
Z Other

TBD

Tip: Some alternative paint finishes are available.
A \$500 list set-up fee is charged on orders less than 20 units.

STEP 2

(#) Laminate Suffix List:

2 Formica Pecan Walnut (6996-26)
3 Formica Millennium Oak (5887-26)
4 Formica Scandi Rift Oak (8677-26)
5 Formica Pale Brushstroke (6997-58)
6 Formica Storm (912-58)
A Formica Chelsea Maple (9238-58)
E Formica Zen Grey (9243-58)
F Formica Black (909-58)
G Formica Graphite (837-58)
H Formica Ceruse Gray Walnut (6994-26)
K Formica Aged Ash (8844-WR)
L Formica Formal Walnut (5782-NG)
M Formica Classic White (9244-58)
Q Formica Inked Oak (5792-PG)
W Formica Brite White (459-58)
X Formica Non-Premium (58,43, MC, SP, +\$100 and NT finishes), Formica Premium (WR, 42, 77, 46, RD), Wilsonart Non-Premium (-38, -60), and Wilsonart Premium (-07, -12, -18, -28, -52, -78)

Wilsonart virtual design library Y series laminates, Wilsonart Solicor, and Formica ColorCore2 are not included in the above upcharges.

For pricing, contact designteam@enwork.com



Product Specifications:

> Laptop table has 3/4" thick top.

Ordering Information:

> Ships assembled.

> **A freight fee of \$150 net is assessed on orders less than \$1500 net. See page 13.**

Part Number	Description	List Price (US\$)
	Universal Laptop (Complete) Table, 14"D x 20"W x 25.5"H TDLAP^# Universal Laminate Laptop Table	\$838
	Tangent Laptop (Complete) Table, 16" Round x 25.5"H TALAP16^# Tangent Laminate Laptop Table	\$1,057

Ligouri Hospitality and Beverage Carts

Product Specifications:

- > Hospitality Cart includes oversized righthand opening for refrigerator, interior adjustable shelves, silver towel bar, exterior touch-latch slide-out shelf and casters. Also includes cable management hole in bottom. Paint selection is required for pulls. Refrigerator sold separately. See page 238.
- > Beverage Cart includes wood handle and in-lays on each shelf. Quartz inlays are 1/4" thick.



Part Number	Description	List Price (US\$)
LNDL [^] **#	Ligouri Hospitality Cart, 24"D x 36"W x 36"H Hospitality Cart	\$2,465



LNDPP [^] **&!	Ligouri Beverage Cart, 18"D x 36"W x 35"H Open Beverage Cart with Laminate Inlays on Shelf	\$4,965
LNDPQ [^] **&?	Open Beverage Cart with Cambria Quartz Inlays on Shelf	\$11,967

STEP 1

(*) Paint Suffix List

G	Storm	
R	Black	
S	Silver	
T	Medium Tone	
W	Arctic White	
X	Other (call for quote)	TBD

STEP 2

(*) Caster Color

B	Black
W	White with Grey Trim

STEP 3 (Beverage Cart Only)

(&) Leg Hardwood and Stain Suffix List

**A	Ash - Clear Coat Stain	No charge
B	Walnut - Clear Coat Stain	+\$600
C	White Oak - Clear Coat Stain	No charge
**D	Ash - Dark Brown Stain	+\$600
**E	Ash - Light Grey Stain	+\$600
**F	Ash - Dark Grey Stain	+\$600
**G	Ash - Medium Brown Stain	+\$600
**R	Ash - Black Stain	+\$600
W	Ash - White Paint	+\$600
**X	Ash & White Oak - Stain Match (add a one time \$700 list Stain Match fee)	+\$1,200
Y	Walnut - Stain Match (add a one-time time \$700 list Stain Match fee)	+\$1,800

** See page 22 for color and grain variation.

STEP 4 (Hospitality Cart Only)

(#) Laminate Suffix List:

2	Formica Pecan Walnut (6996-26)	
3	Formica Millennium Oak (5887-26)	
4	Formica Scandi Rift Oak (8677-26)	
5	Formica Pale Brushstroke (6997-58)	
6	Formica Storm (912-58)	
A	Formica Chelsea Maple (9238-58)	
E	Formica Zen Grey (9243-58)	
F	Formica Black (909-58)	
G	Formica Graphite (837-58)	
H	Formica Ceruse Gray Walnut (6994-26)	
K	Formica Aged Ash (8844-WR)	
L	Formica Formal Walnut (5782-NG)	
M	Formica Classic White (9244-58)	
Q	Formica Inked Oak (5792-PG)	
W	Formica Brite White (459-58)	
X	Formica Non-Premium (includes 58,43, MC, SP, and NT finishes) and Wilsonart Premium (-07, -12, -18, -28, - 52, -78) laminates.	+ 35%

Wilsonart virtual design library Y series laminates, Wilsonart Solicor, and Formica ColorCore2 are not included in the above upcharges.
For pricing, contact designteam@enwork.com

STEP 4 (Beverage Cart with Laminate)

(#) Laminate Suffix List:

2	Formica Pecan Walnut (6996-26)	
3	Formica Millennium Oak (5887-26)	
4	Formica Scandi Rift Oak (8677-26)	
5	Formica Pale Brushstroke (6997-58)	
6	Formica Storm (912-58)	
A	Formica Chelsea Maple (9238-58)	
E	Formica Zen Grey (9243-58)	
F	Formica Black (909-58)	
G	Formica Graphite (837-58)	
H	Formica Ceruse Gray Walnut (6994-26)	
K	Formica Aged Ash (8844-WR)	
L	Formica Formal Walnut (5782-NG)	
M	Formica Classic White (9244-58)	
Q	Formica Inked Oak (5792-PG)	
W	Formica Brite White (459-58)	
X	Formica Non-Premium (58,43, MC, SP, and NT finishes), Formica Premium (WR, 42, 77, 46, RD), Wilsonart Non-Premium (-38, -60), and Wilsonart Premium (-07, -12, -18, -28, -52, -78)	+\$40

Wilsonart virtual design library Y series laminates, Wilsonart Solicor, and Formica ColorCore2 are not included in the above upcharges.
For pricing, contact designteam@enwork.com

STEP 4 (Beverage Cart with Quartz)

(?) Cambria Quartz Suffix List:

J	Swanbridge	no charge
K	Whitehall	no charge
L	Carrick	no charge
M	Buxton	no charge
P	Portrush (Luxury)	+\$1,833

For pricing, other finishes and colors available, contact designteam@enwork.com

Ligouri Mast and Monitor Mount

STEP 1

(^) Paint Suffix List

G	Storm	
R	Black	
S	Silver	
T	Medium Tone	
W	Arctic White	
X	Other (call for quote)	TBD

Tip: Some Steelcase, Miller/Knoll, Haworth, and Allsteel paints are available for \$1000 list fee per order. Call/email for availability of specific colors. Additional custom paints (e.g. Tiger Dry Lac) must be quoted through designteam@enwork.com.

STEP 2 (If Applicable)

(#) Laminate Suffix List:

2	Formica Pecan Walnut (6996-26)	
3	Formica Millennium Oak (5887-26)	
4	Formica Scandi Rift Oak (8677-26)	
5	Formica Pale Brushstroke (6997-58)	
6	Formica Storm (912-58)	
A	Formica Chelsea Maple (9238-58)	
E	Formica Zen Grey (9243-58)	
F	Formica Black (909-58)	
G	Formica Graphite (837-58)	
H	Formica Ceruse Gray Walnut (6994-26)	
K	Formica Aged Ash (8844-WR)	
L	Formica Formal Walnut (5782-NG)	
M	Formica Classic White (9244-58)	
Q	Formica Inked Oak (5792-PG)	
W	Formica Brite White (459-58)	
X	Formica Non-Premium (58,43, MC, SP, and NT finishes), Formica Premium (WR, 42, 77, 46, RD), Wilsonart Non-Premium (-38, -60), and Wilsonart Premium (-07, -12, -18, -28, -52, -78)	+\$40

Wilsonart virtual design library Y series laminates, Wilsonart Solicor, and Formica ColorCore2 are not included in the above upcharges.

For pricing, contact designteam@enwork.com

STEP 2 (If Applicable) -

(*) Acoustic Material Color Suffix List:

L	Light Grey	
M	Medium Grey	
C	Charcoal	
Z	Other	TBD







Tip: Additional colors are available at extended lead times for an upcharge. contact designteam@enwork.com for more information.

Product Specifications:

- > Mast is 4"Wx54"Dx72"H and accomodates up to a 55" single monitor (only) Monitor mount is included with mast kit.
- > All Enwork table base products and tops can attach to a mast. 54"D tops are recommended.
- > Monitor mount attaches to bottom of table top, not mast.
- > Alternate sizes of perforated metal masts have a minimum order size of 10 units. Contact designteam@enwork.com.

Ordering Information:

- > **A freight fee of \$150 net is assessed on orders less than \$1500 net. See page 13.**

	<u>Part Number</u>	<u>Description</u>	<u>List Price (US\$)</u>
		Ligouri Monitor Mast Kit and Mount for Seated-Height Tables	
		LNMMP29^ Perforated Metal Monitor Mast and Mount Kit	\$6,237
	LNMML29^#	Laminate Monitor Mast and Mount Kit	\$4,095
		Ligouri Monitor Mast Kit for Standing-Height Tables	
		LNMMP42^ Perforated Metal Monitor Mast and Mount Kit	\$6,237
	LNMML42^#	Laminate Monitor Mast and Mount Kit	\$4,095
		Ligouri No-Mast Monitor Mount	
	LNMMTA^	Universal Monitor Mount Tip: Works with any table. For use when mast not desired. Attaches to underside of table.	\$1,249
	LNMMA B*	Acoustic Monitor Back Trim (30"W x 18"H) Tip: Optional acoustic trim attaches to back of monitor mount to conceal back.	\$455

Ligouri Freestanding Screens

Product Specifications:

- > Powder coated aluminum frame with perforated metal panel.
- > Alternate screen sizes have a minimum order size of 10 units. Contact design team.
- > Foot is 18"x 54"

Ordering Information:

- > A freight fee of \$150 net is assessed on orders less than \$1500 net. See page 13.

TOPS	TABLES STEP 4 - LIGOURI
BASES	
POWER DATA	
SUPPORT FURNITURE	
ACCESSORIES	



Part Number	Description	List Price (US\$)
LNFS5472^	Freestanding Screen, 54"W x 72"H	\$5,639

STEP 1

(*) Paint Suffix List

- G Storm
- R Black
- S Silver
- T Medium Tone
- W Arctic White
- X Other (call for quote) TBD

Tip: Some Steelcase, Miller/Knoll, Haworth, and Allsteel paints are available for \$1000 list fee per order. Call/email for availability of specific colors. Additional custom paints (e.g. Tiger Dry Lac) must be quoted through designteam@enwork.com.

Ligouri Picnic Table Benches and Cushions

STEP 1

(^) Frame Finish Suffix List

A	Polished Aluminum	+ \$250
G	Storm	no charge
R	Black	no charge
S	Silver	no charge
T	Medium Tone	no charge
W	Arctic White	no charge
X	Other (call for quote)	TBD

Tip: Some Steelcase, Miller/Knoll, Haworth, and Allsteel paints are available for \$1000 list fee per order. Call/email for availability of specific colors. Additional custom paints (e.g. Tiger Dry Lac) must be quoted through designteam@enwork.com.

STEP 2

(&) Leg Hardwood and Stain Suffix List

** A	Ash - Clear Coat Stain	No charge
B	Walnut - Clear Coat Stain	+1000
C	White Oak - Clear Coat Stain	No charge
** D	Ash - Dark Brown Stain	+1000
** E	Ash - Light Grey Stain	+1000
** F	Ash - Dark Grey Stain	+1000
** G	Ash - Medium Brown Stain	+1000
** R	Ash - Black Stain	+1000
W	Ash - White Paint	+1000
X	Other (call for quote)	TBD

** See page 22 for color and grain variation.

STEP 3

(#) Laminate Suffix List:

2	Formica Pecan Walnut (6996-26)	
3	Formica Millennium Oak (5887-26)	
4	Formica Scandi Rift Oak (8677-26)	
5	Formica Pale Brushstroke (6997-58)	
6	Formica Storm (912-58)	
A	Formica Chelsea Maple (9238-58)	
E	Formica Zen Grey (9243-58)	
F	Formica Black (909-58)	
G	Formica Graphite (837-58)	
H	Formica Ceruse Gray Walnut (6994-26)	
K	Formica Aged Ash (8844-WR)	
L	Formica Formal Walnut (5782-NG)	
M	Formica Classic White (9244-58)	
Q	Formica Inked Oak (5792-PG)	
W	Formica Brite White (459-58)	
X	Formica Non-Premium (58,43, MC, SP, and NT finishes), Formica Premium (WR, 42, 77, 46, RD), Wilsonart Non-Premium (-38, -60), and Wilsonart Premium (-07, -12, -18, -28, -52, -78)	+ \$40

Wilsonart virtual design library Y series laminates, Wilsonart Solicolor, and Formica ColorCore2 are not included in the above upcharges. For pricing, contact designteam@enwork.com


Product Specifications:

- > Bench includes Ligouri Base and 3/4" thick rectangle laminate top with 3mm edge or 3/4" clear coat hardwood ash. Cushion ordered separately.
- > Bench dimensions: 16"D x 17.75"H (top of bench, excluding cushion). Bench width is slightly undersized for knee clearance.
- > Legs are solid wood; clear coat, stained or painted with precision aluminum detailing (finish of aluminum matches frame)
- > Legs are tapered "D" shape. Leg profile dimension is 1.75"D x 2.75"W at thickest point (top of leg).
- > Legs ship subassembled, frames ship unassembled.
- > Frame is aluminum; painted or polished.
- > Cushion is rectangular with 7/8" radius corners to match detailing of leg.

Ordering Information:

- > Bench part numbers are pre-configured for benches running width of picnic table (only, not on ends).
- > Picnic Table specified separately - see Ligouri seated conference table bases pages 152-156.
- > **A freight fee of \$150 net is applied to orders less than \$1500 net. See page 13.**

Part Number	Description	List Price (US\$)
Ligouri Picnic Benches with Laminate Tops		
LNBL60^&#	Laminate Picnic Benches for 60"W Top, pkg of 2	\$5,825
LNBL72^&#	Laminate Picnic Benches for 72"W Top, pkg of 2	\$6,009
LNBL84^&#	Laminate Picnic Benches for 84"W Top, pkg of 4	\$11,169
LNBL96^&#	Laminate Picnic Benches for 96"W Top, pkg of 4	\$11,104
LNBL108^&#	Laminate Picnic Benches for 108"W Top, pkg of 4	\$11,232
LNBL120^&#	Laminate Picnic Benches for 120"W Top, pkg of 4	\$11,476
LNBL132^&#	Laminate Picnic Benches for 132"W Top, pkg of 4	\$11,650
LNBL144^&#	Laminate Picnic Benches for 144"W Top, pkg of 4	\$11,755
Ligouri Picnic Benches with Clear Coat Ash Hardwood Plank Tops		
LNBP60^&	Clear Coat Ash Hardwood Plank Picnic Benches, for 60"W Top, pkg of 2	\$8,564
LNBP72^&	Clear Coat Ash Hardwood Plank Picnic Benches for 72"W Top, pkg of 2	\$9,447
LNBP84^&	Clear Coat Ash Hardwood Plank Picnic Benches for 84"W Top, pkg of 4	\$14,200
LNBP96^&	Clear Coat Ash Hardwood Plank Picnic Benches for 96"W Top, pkg of 4	\$14,867
LNBP108^&	Clear Coat Ash Hardwood Plank Picnic Benches for 108"W Top, pkg of 4	\$15,974
LNBP120^&	Clear Coat Ash Hardwood Plank Picnic Benches for 120"W Top, pkg of 4	\$16,461
LNBP132^&	Clear Coat Ash Hardwood Plank Picnic Benches for 132"W Top, pkg of 4	\$17,127
LNBP144^&	Clear Coat Ash Hardwood Plank Picnic Benches for 144"W Top, pkg of 4	\$18,228



COORDINATING FURNITURE

See pages 154-159 for
Ligouri Conference Tables.

Part Number	Description	List Price (US\$)
Ligouri Cushions		
LNC60?	Cushions for 60"W Top, pkg of 2	\$1,212
LNC72?	Cushions for 72"W Top, pkg of 2	\$1,441
LNC84?	Cushions for 84"W Top, pkg of 4	\$2,077
LNC96?	Cushions for 96"W Top, pkg of 4	\$2,134
LNC108?	Cushions for 108"W Top, pkg of 4	\$2,244
LNC120?	Cushions for 120"W Top, pkg of 4	\$2,362
LNC132?	Cushions for 132"W Top, pkg of 4	\$2,484
LNC144?	Cushions for 144"W Top, pkg of 4	\$2,791

TOPS

BASES

POWER
DATASUPPORT
FURNITURE

ACCESSORIES

TABLES STEP 4 - LIGOURI

STEP 1

(?) Fabric Suffix List

Freeform fabric selection. Choose from Camira Era, Rivet, Gravity, or Manhattan fabrics.

Tip: To view fabric colors or to order samples go to www.camirafabrics.com/us

Tip: For COM yardage see page 17.

Ligouri Shelving and Storage Units

STEP 1

(^) Frame Finish Suffix List

A	Polished Aluminum	
G	Storm	
R	Black	
S	Silver	
T	Medium Tone	
W	Arctic White	
X	Other (call for quote)	TBD

Tip: Some Steelcase, Miller/Knoll, Haworth, and Allsteel paints are available for \$1000 list fee per order. Call/email for availability of specific colors. Additional custom paints (e.g. Tiger Dry Lac) must be quoted through designteam@enwork.com.

STEP 2

(&) Leg Hardwood and Stain Suffix List

** A	Ash - Clear Coat Stain	No charge
B	Walnut - Clear Coat Stain	+\$1,000
C	White Oak - Clear Coat Stain	No charge
** D	Ash - Dark Brown Stain	+\$1,000
** E	Ash - Light Grey Stain	+\$1,000
** F	Ash - Dark Grey Stain	+\$1,000
** G	Ash - Medium Brown Stain	+\$1,000
** R	Ash - Black Stain	+\$1,000
W	Ash - White Paint	+\$1,000
** X	Ash & White Oak - Stain Match	+\$2,000 (add a one time \$700 list Stain Match fee)
Y	Walnut - Stain Match (add a one-time time \$700 list Stain Match fee)	+\$3,000

** See page 22 for color and grain variation.

STEP 3

(#) Laminate Suffix List:

2	Formica Pecan Walnut (6996-26)	
3	Formica Millennium Oak (5887-26)	
4	Formica Scandi Rift Oak (8677-26)	
5	Formica Pale Brushstroke (6997-58)	
6	Formica Storm (912-58)	
A	Formica Chelsea Maple (9238-58)	
E	Formica Zen Grey (9243-58)	
F	Formica Black (909-58)	
G	Formica Graphite (837-58)	
H	Formica Ceruse Gray Walnut (6994-26)	
K	Formica Aged Ash (8844-WR)	
L	Formica Formal Walnut (5782-NG)	
M	Formica Classic White (9244-58)	
Q	Formica Inked Oak (5792-PG)	
W	Formica Brite White (459-58)	
X	Formica Non-Premium (58,43, MC, SP, and NT finishes), Formica Premium (WR, 42, 77, 46, RD), Wilsonart Non-Premium (-38, -60), and Wilsonart Premium (-07, -12, -18, -28, -52, -78)	+\$264

Wilsonart virtual design library Y series laminates, Wilsonart Sollicor, and Formica ColorCore2 are not included in the above upcharges.

For pricing, contact designteam@enwork.com

Product Specifications:

- > Shelving units have floating shelves and come fully assembled. The top has a 1" radius and shelves have a 1.5" radius corners.
- > Shelving units are 17"D x 36"/48"W overall. Individual shelves are 14" D x 32"/44"W
- > We recommend shelving units be ganged, floor mounted, or attached to a wall for security. However, shelving units pass BIFMA testing without stabilizing.
- > Cabinet is non-locking.
- > Shelves and cabinet are laminate.

Ordering Information:

- > A freight fee of \$150 net is applied to orders less than \$1500 net. See page 13.

Part Number	Description	List Price (US\$)
Ligouri 2-High Shelving Units, 40"H		
	LNBK3640^&# 2-High Shelving Unit, 36"W	\$4,603
	LNBK4840^&# 2-High Shelving Unit, 48"W	\$4,791
Ligouri 2-High Shelving Unit with Cabinet, 36\"/>		
	LNBC3640^&# 2-High Shelving Unit with Cabinet, 36"W	\$5,120
	LNBC4840^&# 2-High Shelving Unit with Cabinet, 48"W	\$5,309
Ligouri 3-High Shelving Units, 56"H		
	LNBK3656^&# 3-High Shelving Unit, 36"W	\$5,547
	LNBK4856^&# 3-High Shelving Unit, 48"W	\$5,798
Ligouri 3-High Shelving Unit with Cabinet, 36\"/>		
	LNBC3656^&# 3-High Shelving Unit with Cabinet, 36"W	\$6,064
	LNBC4856^&# 3-High Shelving Unit with Cabinet, 48"W	\$6,316
Ligouri 4-High Shelving Units, 72"H		
	LNBK3672^&# 4-High Shelving Unit, 36"W	\$6,579
	LNBK4872^&# 4-High Shelving Unit, 48"W	\$6,894
Ligouri 4-High Shelving Unit with Cabinet, 36\"/>		
	LNBC3672^&# 4-High Shelving Unit with Cabinet, 36"W	\$7,097
	LNBC4872^&# 4-High Shelving Unit with Cabinet, 48"W	\$7,412

TOPS

BASES

POWER
DATASUPPORT
FURNITURE

ACCESSORIES

TABLES STEP 4 - LIGOURI

Part Number	Description	List Price (US\$)
-------------	-------------	-------------------

Ligouri Accessories

USPT2	Side to Side Ganging, package of 2 Tip: One USPT2 is needed to gang two shelving units	\$58
-------	---	------



FMKIT	Floor Mount Kit for Single Unit, Silver	\$72
-------	---	------



LNBKWW	Wall Anchor Kit	\$70
--------	-----------------	------

Ligouri Shelving Unit Acoustic Back

LNBA3640#	Acoustic Back for 2-High Shelving, 36W	\$585
-----------	--	-------

LNBA4840#	Acoustic Back for 2-High Shelving, 48W	\$585
-----------	--	-------

LNBA3656#	Acoustic Back for 3-High Shelving, 36W	\$784
-----------	--	-------

LNBA4856#	Acoustic Back for 3-High Shelving, 48W	\$784
-----------	--	-------

LNBA3672#	Acoustic Back for 4-High Shelving, 36W	\$1,260
-----------	--	---------

LNBA4872#	Acoustic Back for 4-High Shelving, 48W	\$1,260
-----------	--	---------

STEP 1 - Acoustic Screens**(#) Acoustic Material Color Suffix List:**

L	Light Grey	
M	Medium Grey	
C	Charcoal	
Z	Other	TBD

Tip: Additional colors are available at extended lead times for an upcharge. contact designnteam@enwork.com for more information.

Stealth Credenzas

STEP 1

(@) Pull Suffix List:



(A) Arc (B) Bar

STEP 2

(^) Paint Suffix List

A Clear Anodized Aluminum	no charge
S Silver	+\$900
R Black	+\$900
G Storm	+\$900
T Medium Tone	+\$900
W Arctic White	+\$900
Z Other	TBD

Tip: Some Steelcase, Miller/Knoll, Haworth, and Allsteel paints are available for \$1000 list fee per order. Call/email for availability of specific colors. Additional custom paints (e.g. Tiger Dry Lac) must be quoted through designsteam@enwork.com.

STEP 3

(#) Laminate Suffix List:

- 2 Formica Pecan Walnut (6996-26)
- 3 Formica Millennium Oak (5887-26)
- 4 Formica Scandi Rift Oak (8677-26)
- 5 Formica Pale Brushstroke (6997-58)
- 6 Formica Storm (912-58)
- A Formica Chelsea Maple (9238-58)
- E Formica Zen Grey (9243-58)
- F Formica Black (909-58)
- G Formica Graphite (837-58)
- H Formica Ceruse Gray Walnut (6994-26)
- K Formica Aged Ash (8844-WR)
- L Formica Formal Walnut (5782-NG)
- M Formica Classic White (9244-58)
- Q Formica Inked Oak (5792-PG)
- W Formica Brite White (459-58)
- X Formica Non-Premium (58,43, MC, SP, and NT finishes), Formica Premium (WR, 42, 77, 46, RD), Wilsonart Non-Premium (-38, -60), and Wilsonart Premium (-07, -12, -18, -28, -52, -78) laminates.

Wilsonart virtual design library Y series laminates, Wilsonart Solicor, and Formica ColorCore2 are not included in the above upcharges.

For pricing, contact designsteam@enwork.com

(#) Veneer Suffix List:

- D Maple (stained similar to Chelsea Maple laminate)
 - T Walnut (stained similar to Wilsonart Ebony Recon non-standard laminate)
 - ** 3 Ash - Clear Coat
 - ** 4 Ash - Light Grey Stain (stained similar to Pale Brushstroke laminate)
 - ** 5 Ash - Dark Grey Stain (stained similar to Storm laminate)
 - 6 Rift Cut Oak - Clear Coat (stained similar to Scandi Rift Oak laminate)
 - 7 Walnut - Clear Coat (stained similar to Pecan Walnut laminate)
 - X Stain Match +10%
(add a one-time \$700 list Stain Match fee)
- ** See page 22 for color and grain variation.





Product Specifications:

- > Actual case is 22.9"D 27.9"H x 56.9/68.9"W.
- > Add on glass and quartz tops are available. See page 262.

Ordering Information:

- > Credenzas are designed to have back against a wall. Case depth must be altered if used in middle of a space. Email designsteam@enwork.com.
- > Aluminum Trim complements Stealth Conference Bases
- > Sleek pull not available for Stealth credenzas. See Step 1 for available options.
- > **A freight fee of \$150 net is assessed on orders less than \$1500 net. See page 13.**

COORDINATING FURNITURE
See page 200 for coordinating Stealth Tables.

	Part Number	Description	List Price (US\$)
		Laminate Stealth Credenzas, 4 doors, 29"H	
	LYCL2460@^#	Laminate Stealth Credenza, 24"D x 60"W	\$9,565
	LYCL2472@^#	Laminate Stealth Credenza, 24"D x 72"W	\$10,848
		Laminate Stealth Buffet Credenzas, 4 doors/4 drawers, 36"H	
	LYCLB2460@^#	Laminate Stealth Buffet Credenza, 24"D x 60"W	\$10,706
	LYCLB2472@^#	Laminate Stealth Buffet Credenza, 24"D x 72"W	\$11,630
		Veneer Stealth Credenzas, 4 doors, 29"H	
	LYCV2460@^#	Veneer Stealth Credenza, 24"D x 60"W	\$22,240
	LYCV2472@^#	Veneer Stealth Credenza, 24"D x 72"W	\$23,728
		Veneer Stealth Buffet Credenzas, 4 doors/4 drawers, 36"H	
	LYCVB2460@^#	Veneer Stealth Buffet Credenza, 24"D x 60"W	\$24,382
	LYCVB2472@^#	Veneer Stealth Buffet Credenza, 24"D x 72"W	\$26,122

TOPS

BASES

POWER
DATASUPPORT
FURNITURE

ACCESSORIES

TABLES STEP 4 - STEALTH

Notes

Universal Laminate Credenzas 18.5"D

STEP 1

(@@) Product Line Suffix List

CY	Zori	no charge
EA	Expanse (not available in 36"/48" width)	+\$1120
FE	Foundation EX (not available in 36"/48" width)	no charge
LM	Sensation	+\$700
LN	Ligouri	+\$1505
SA	Odyssey	+\$2310
TC	Impression	no charge

STEP 2

(%) Height Suffix List

A	24"H Low/Modern
B	31"H Standard

STEP 3 (if applicable)

(*) Sliding Door Material Suffix List*** (LNE and LNF Only)

A	Frosted Acrylic
***Future material options coming soon.	

STEP 4

(>) Pull Suffix List

A	Arc
B	Bar
L	Ligouri
S	Sleek

STEP 5

(*) Paint Suffix List (frame and pull)

A	Polished Aluminum (Ligouri Only)	+\$250
G	Storm	no charge
R	Black	no charge
S	Silver	no charge
T	Medium Tone	no charge
W	Arctic White	no charge
X	Other (call for quote)	TBD

STEP 6 – Zori Only

(&) Accent Foot Trim Suffix List

N	Standard Foot	no charge
Y	Polished Aluminum Accent Trim	\$150

STEP 6 – Ligouri Only

(?) Leg Hardwood and Stain Suffix List

** A	Ash - Clear Coat Stain	no charge
B	Walnut - Clear Coat Stain	+\$600
C	White Oak - Clear Coat Stain	no charge
** D	Ash - Dark Brown Stain	+\$600
** E	Ash - Light Grey Stain	+\$600
** F	Ash - Dark Grey Stain	+\$600
** G	Ash - Medium Brown Stain	+\$600
** R	Ash - Black Stain	+\$600
W	Ash - White Paint	+\$600
** X	Ash & White Oak - Stain Match (add a one-time \$700 list Stain Match fee)	+\$1,200
Y	Walnut - Stain Match (add a one-time time \$700 list Stain Match fee)	+\$1,800

** See page 22 for color and grain variation.

STEP 7 and 8

Case (#) and Door (!) Laminate Suffix List:

2	Formica Pecan Walnut (6996-26)	
3	Formica Millennium Oak (5887-26)	
4	Formica Scandi Rift Oak (8677-26)	
5	Formica Pale Brushstroke (6997-58)	
6	Formica Storm (912-58)	
A	Formica Chelsea Maple (9238-58)	
E	Formica Zen Grey (9243-58)	
F	Formica Black (909-58)	
G	Formica Graphite (837-58)	
H	Formica Ceruse Gray Walnut (6994-26)	
K	Formica Aged Ash (8844-WR)	
L	Formica Formal Walnut (5782-NG)	
M	Formica Classic White (9244-58)	
Q	Formica Inked Oak (5792-PG)	
W	Formica Brite White (459-58)	
X	Formica Non-Premium (includes 58,43, MC, SP, and NT finishes), Formica Premium (WR, 42, 77, 46, RD, finishes), Wilsonart Non-Premium (-38, -60), and Wilsonart Premium (-07, -12, -18, -28, -52, -78) laminates.	+ 35%*

Wilsonart virtual design library Y series laminates, Wilsonart Solicolor, and Formica ColorCore2 are not included in the above upcharges.

For pricing, contact designteam@enwork.com














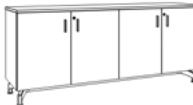














*Upcharge only applies one time if both case and doors are special laminates

Product Specification:

- > Ligouri legs are solid wood; clear coat, stained or painted with precision aluminum detailing (finish matches frame).
- > Impression Credenzas include rectangular painted metal Impression feet.
- > Zori Credenzas include aluminum die cast feet and frame with optional foot trim.
- > Expanse Credenzas include Expanse angled base and structural frame. Not available in 36"/48"W.
- > Foundation EX Credenzas include laminate/veneer blade legs with edgeband and metal structural frame. Not available in 36"/48"W.
- > Odyssey Credenzas include Odyssey twist painted wood feet.
- > Sensation Credenzas include aluminum die cast feet and frame.
- > Sliding acrylic doors will have a finger hole instead of a pull if Sleek pulls are selected.
- > If silver paint is selected, then arc and bar pulls will be brushed aluminum.
- > Hinged doors are locking (included); sliding doors are non-locking. Hinged doors utilize 110 degree hinges.
- > Overall heights for Impression and Sensation credenzas are 1" shorter (23"H/30"H).
- > 18.5"D credenzas have interior depth of 16.5".
- > Levelers and adjustable shelves included.
- > Actual interior height is 15" for 24"H credenza and 22" for 31"H.

Ordering Information:

- > Credenzas 84" and wider ship modularly for ease of installation. Top and bottom plinth will each be one piece. Customer is responsible to ensure install site can accommodate pieces 84"+ long.
- > **A freight fee of \$150 net is assessed on orders less than \$1500 net. See page 13.**

	4-Door	2 Sliding Door	2 Door, 2 Sliding Door
Zori 			
Expanse 			
Foundation EX 			
Sensation 			
Ligouri 			
Odyssey 			
Impression 			

Part Number	Description	List Price (US\$)
-------------	-------------	-------------------

18.5"D Laminate Credenzas with Doors

UC@@DL1836%*>^&?#	Credenza, 2 doors, 18.5"D x 36"W, Laminate	\$3,536
UC@@DL1848%*>^&?#	Credenza, 4 doors, 18.5"D x 48"W, Laminate	\$4,099
UC@@DL1860%*>^&?#	Credenza, 4 doors, 18.5"D x 60"W, Laminate	\$4,700
UC@@DL1872%*>^&?#	Credenza, 4 doors, 18.5"D x 72"W, Laminate	\$5,300
UC@@DL1884%*>^&?#	Credenza, 4 doors, 18.5"D x 84"W, Laminate	\$6,732
UC@@DL1896%*>^&?#	Credenza, 6 doors, 18.5"D x 96"W, Laminate	\$6,874

Tip: Expanse and Foundation EX not available with 36" or 48"W credenzas.

Tip: Sensation bases not available with 84" or 96"W credenzas.

18.5"D Laminate Credenzas with Doors (Not available with Ligouri or Sensation)

UC@@DL18120%*>^#	Credenza, 6 doors, 18.5"D x 120"W, Laminate	\$9,279
------------------	---	---------

18.5"D Laminate Credenzas with Sliding Doors

UC@@EL1836%*>^&?#	Credenza, 2 sliding doors, 18.5"D x 36"W, Laminate	\$3,752
UC@@EL1848%*>^&?#	Credenza, 2 sliding doors, 18.5"D x 48"W, Laminate	\$4,312
UC@@EL1860%*>^&?#	Credenza, 2 sliding doors, 18.5"D x 60"W, Laminate	\$4,913
UC@@EL1872%*>^&?#	Credenza, 2 sliding doors, 18.5"D x 72"W, Laminate	\$5,513
UC@@EL1884%*>^&?#	Credenza, 2 sliding doors, 18.5"D x 84"W, Laminate	\$6,946
UC@@EL1896%*>^&?#	Credenza, 2 sliding doors, 18.5"D x 96"W, Laminate	\$7,101

Tip: Expanse and Foundation EX not available with 36" or 48"W credenzas.

Tip: Sensation bases not available with 84" or 96"W credenzas.

18.5"D Laminate Credenzas with Doors and Sliding Doors

UC@@FL1860%*>^&?#	Credenza, 2 doors, 2 sliding doors, 18.5"D x 60"W, Laminate	\$5,020
UC@@FL1872%*>^&?#	Credenza, 2 doors, 2 sliding doors, 18.5"D x 72"W, Laminate	\$5,620
UC@@FL1884%*>^&?#	Credenza, 2 doors, 2 sliding doors, 18.5"D x 84"W, Laminate	\$7,099
UC@@FL1896%*>^&?#	Credenza, 2 doors, 2 sliding doors, 18.5"D x 96"W, Laminate	\$7,279

Tip: Sensation bases not available with 84" or 96"W credenzas.

18.5"D Laminate Credenzas with Doors and Sliding Doors (Not available with Ligouri or Sensation)

UC@@FL18120%*>^#	Credenza, 4 doors, 2 sliding doors, 18.5"D x 120"W, Laminate	\$9,926
------------------	--	---------

TOPS

BASES

POWER
DATASUPPORT
FURNITURE

ACCESSORIES

TABLES STEP 4 - UNIVERSAL
CREDENZA

Universal Veneer Credenzas 18.5"D

STEP 1

(@@) Product Line Suffix List

CY	Zori	no charge
EA	Expanse (not available in 36"/48" width)	+\$1120
FE	Foundation EX (not available in 36"/48" width)	no charge
LM	Sensation	+\$700
LN	Ligouri	+\$1505
SA	Odyssey	+\$2310
TC	Impression	no charge

STEP 2

(%) Height Suffix List

A	24"H Low/Modern
B	31"H Standard

STEP 3

(*) Sliding Door Material Suffix List*** (LNE and LNF Only)

A	Frosted Acrylic
---	-----------------

***Future material options coming soon.

STEP 4

(>) Pull Suffix List

A	Arc
B	Bar
L	Ligouri
S	Sleek

STEP 5 (if applicable)

(*) Paint Suffix List (frame and pull)

A	Polished Aluminum (Ligouri Only)	+\$250
G	Storm	no charge
R	Black	no charge
S	Silver	no charge
T	Medium Tone	no charge
W	Arctic White	no charge
X	Other (call for quote)	TBD

STEP 6 – Zori Only

(&) Accent Foot Trim Suffix List

N	Standard Foot	no charge
Y	Polished Aluminum Accent Trim	\$150

STEP 6 – Ligouri Only

(?) Leg Hardwood and Stain Suffix List

** A	Ash - Clear Coat Stain	no charge
B	Walnut - Clear Coat Stain	+\$600
C	White Oak - Clear Coat Stain	no charge
** D	Ash - Dark Brown Stain	+\$600
** E	Ash - Light Grey Stain	+\$600
** F	Ash - Dark Grey Stain	+\$600
** G	Ash - Medium Brown Stain	+\$600
** R	Ash - Black Stain	+\$600
W	Ash - White Paint	+\$600
** X	Ash & White Oak - Stain Match (add a one time \$700 list Stain Match fee)	+\$1,200
Y	Walnut - Stain Match (add a one-time time \$700 list Stain Match fee)	+\$1,800

** See page 22 for color and grain variation.

STEP 7

(#) Veneer Suffix List:

D	Maple (stained similar to Chelsea Maple laminate)	
T	Walnut (stained similar to Wilsonart Ebony Recon non-standard laminate)	
** 3	Ash - Clear Coat	
** 4	Ash - Light Grey Stain (stained similar to Pale Brush-stroke laminate)	
** 5	Ash - Dark Grey Stain (stained similar to Storm laminate)	
6	Rift Cut Oak - Clear Coat (stained similar to Scandi Rift Oak laminate)	
7	Walnut - Clear Coat (stained similar to Pecan Walnut laminate)	
X	Stain Match (add a one-time \$700 list Stain Match fee)	+10%


















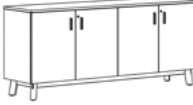
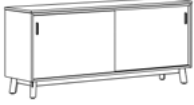
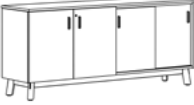








** See page 22 for color and grain variation.

Product Specification:

- > Ligouri legs are solid wood; clear coat, stained or painted with precision aluminum detailing (finish matches frame).
- > Impression Credenzas include rectangular painted metal Impression feet.
- > Zori Credenzas include aluminum die cast feet and frame with optional foot trim.
- > Expanse Credenzas include Expanse angled base and structural frame. Not available in 36"/48"W.
- > Foundation EX Credenzas include laminate/veneer blade legs with edgeband and metal structural frame. Not available in 36"/48"W.
- > Odyssey Credenzas include Odyssey twist painted wood feet.
- > Sensation Credenzas include aluminum die cast feet and frame.
- > Sliding acrylic doors will have a finger hole instead of a pull if Sleek pulls are selected.
- > If silver paint is selected, then arc and bar pulls will be brushed aluminum.
- > Hinged doors are locking (included); sliding doors are non-locking. Hinged doors utilize 110 degree hinges.
- > Overall heights for Impression and Sensation credenzas are 1" shorter (23"H/30"H).
- > 18.5"D credenzas have interior depth of 16.5".
- > Levelers and adjustable shelves included.
- > Actual interior height is 15" for 24"H credenza and 22" for 31"H.

Ordering Information:

- > Credenzas 84" and wider ship modularly for ease of installation. Top and bottom plinth will each be one piece. Customer is responsible to ensure install site can accommodate pieces 84"+ long.
- > **A freight fee of \$150 net is assessed on orders less than \$1500 net. See page 13.**

	4-Door	2 Sliding Door	2 Door, 2 Sliding Door
Zori 			
Expanse 			
Foundation EX 			
Sensation 			
Ligouri 			
Odyssey 			
Impression 			

Part Number	Description	List Price (US\$)
-------------	-------------	-------------------

18.5"D Veneer Credenzas with Doors

UC@@DV1836%>^&?#	Credenza, 2 doors, 18.5"D x 36"W, Veneer	\$9,108
UC@@DV1848%>^&?#	Credenza, 4 doors, 18.5"D x 48"W, Veneer	\$11,508
UC@@DV1860%>^&?#	Credenza, 4 doors, 18.5"D x 60"W, Veneer	\$12,850
UC@@DV1872%>^&?#	Credenza, 4 doors, 18.5"D x 72"W, Veneer	\$13,678
UC@@DV1884%>^&?#	Credenza, 4 doors, 18.5"D x 84"W, Veneer	\$15,020
UC@@DV1896%>^&?#	Credenza, 6 doors, 18.5"D x 96"W, Veneer	\$18,234

Tip: Expanse and Foundation EX not available with 36" or 48"W credenzas

Tip: Sensation bases not available with 84" or 96"W credenzas.

18.5"D Veneer Credenzas with Doors (Not available with Ligouri or Sensation)

UC@@DV18120%>^#	Credenza, 6 doors, 18.5"D x 120"W, Veneer	\$24,220
-----------------	---	----------

18.5"D Veneer Credenzas with Sliding Doors

UC@@EV1836%*>^&?#	Credenza, 2 sliding doors, 18.5"D x 36"W, Veneer	\$9,400
UC@@EV1848%*>^&?#	Credenza, 2 sliding doors, 18.5"D x 48"W, Veneer	\$10,100
UC@@EV1860%*>^&?#	Credenza, 2 sliding doors, 18.5"D x 60"W, Veneer	\$11,350
UC@@EV1872%*>^&?#	Credenza, 2 sliding doors, 18.5"D x 72"W, Veneer	\$12,700
UC@@EV1884%*>^&?#	Credenza, 2 sliding doors, 18.5"D x 84"W, Veneer	\$14,900
UC@@EV1896%*>^&?#	Credenza, 2 sliding doors, 18.5"D x 96"W, Veneer	\$17,700

Tip: Expanse and Foundation EX not available with 36" or 48"W credenzas

Tip: Sensation bases not available with 84" or 96"W credenzas.

18.5"D Veneer Credenzas with Doors and Sliding Doors

UC@@FV1860%*>^&?#	Credenza, 2 doors, 2 sliding doors, 18.5"D x 60"W, Veneer	\$12,700
UC@@FV1872%*>^&?#	Credenza, 2 doors, 2 sliding doors, 18.5"D x 72"W, Veneer	\$13,600
UC@@FV1884%*>^&?#	Credenza, 2 doors, 2 sliding doors, 18.5"D x 84"W, Veneer	\$14,700
UC@@FV1896%*>^&?#	Credenza, 2 doors, 2 sliding doors, 18.5"D x 96"W, Veneer	\$17,800

Tip: Sensation bases not available with 84" or 96"W credenzas.

18.5"D Veneer Credenzas with Doors and Sliding Doors (Not available with Ligouri or Sensation)

UC@@FV18120%*>^#	Credenza, 4 doors, 2 sliding doors, 18.5"D x 120"W, Veneer	\$24,970
------------------	--	----------

TOPS

BASES

POWER
DATASUPPORT
FURNITURE

ACCESSORIES

TABLES STEP 4 - UNIVERSAL
CREDENZA

Universal Laminate Credenzas 24"D

STEP 1

(@@) Product Line Suffix List

CY	Zori	no charge
EA	Expanse	+\$1120
FE	Foundation EX	no charge
LM	Sensation	+\$700
LN	Ligouri	+\$1505
SA	Odyssey	+\$2310
TC	Impression	no charge

STEP 2

(%) Credenza Case Suffix List

T	Standard	no charge
A	Includes oversized opening on right for AV rack or refrigerator (ordered separately), grommet in bottom, and 2 vents in rear oversized opening.*	no charge
C	Includes pull-out waste receptacle (qty 2-27 quarts) (far left door).	+\$1,111
D	Includes all features of option A and C.*	+\$1111

* Case options A and D add 5" to the height of credenzas and 4.2" to the height of buffet credenzas.

STEP 3

(>) Pull Suffix List

A	Arc
B	Bar
L	Ligouri
S	Sleek

STEP 4

(^) Paint Suffix List (frame and pull)

A	Polished Aluminum (Ligouri Only)	+\$250
G	Storm	no charge
R	Black	no charge
S	Silver	no charge
T	Medium Tone	no charge
W	Arctic White	no charge
X	Other (call for quote)	TBD

STEP 5 – Zori Only

(&) Accent Foot Trim Suffix List

N	Standard Foot	No charge
Y	Polished Aluminum Accent Trim	\$150

STEP 5 – Ligouri Only

(?) Leg Hardwood and Stain Suffix List

** A	Ash - Clear Coat Stain	No charge
B	Walnut - Clear Coat Stain	+\$600
C	White Oak - Clear Coat Stain	No charge
** D	Ash - Dark Brown Stain	+\$600
** E	Ash - Light Grey Stain	+\$600
** F	Ash - Dark Grey Stain	+\$600
** G	Ash - Medium Brown Stain	+\$600
** R	Ash - Black Stain	+\$600
W	Ash - White Paint	+\$600
** X	Ash & White Oak - Stain Match (add a one time \$700 list Stain Match fee)	+\$1,200
Y	Walnut - Stain Match (add a one-time time \$700 list Stain Match fee)	+\$1,800

** See page 22 for color and grain variation.

STEP 6 and 7

Case (#) and Door (!) Laminate Suffix List:

2	Formica Pecan Walnut (6996-26)	
3	Formica Millennium Oak (5887-26)	
4	Formica Scandi Rift Oak (8677-26)	
5	Formica Pale Brushstroke (6997-58)	
6	Formica Storm (912-58)	
A	Formica Chelsea Maple (9238-58)	
E	Formica Zen Grey (9243-58)	
F	Formica Black (909-58)	
G	Formica Graphite (837-58)	
H	Formica Ceruse Gray Walnut (6994-26)	
K	Formica Aged Ash (8844-WR)	
L	Formica Formal Walnut (5782-NG)	
M	Formica Classic White (9244-58)	
Q	Formica Inked Oak (5792-PG)	
W	Formica Brite White (459-58)	
X	Formica Non-Premium (includes 58,43, MC, SP, and NT finishes), Formica Premium (WR, 42, 77, 46, RD, finishes), Wilsonart Non-Premium (-38, -60), and Wilsonart Premium (-07, -12, -18, -28, -52, -78) laminates.	+ 35%*

Wilsonart virtual design library Y series laminates, Wilsonart Solicolor, and Formica ColorCore2 are not included in the above upcharges.

For pricing, contact designteam@enwork.com

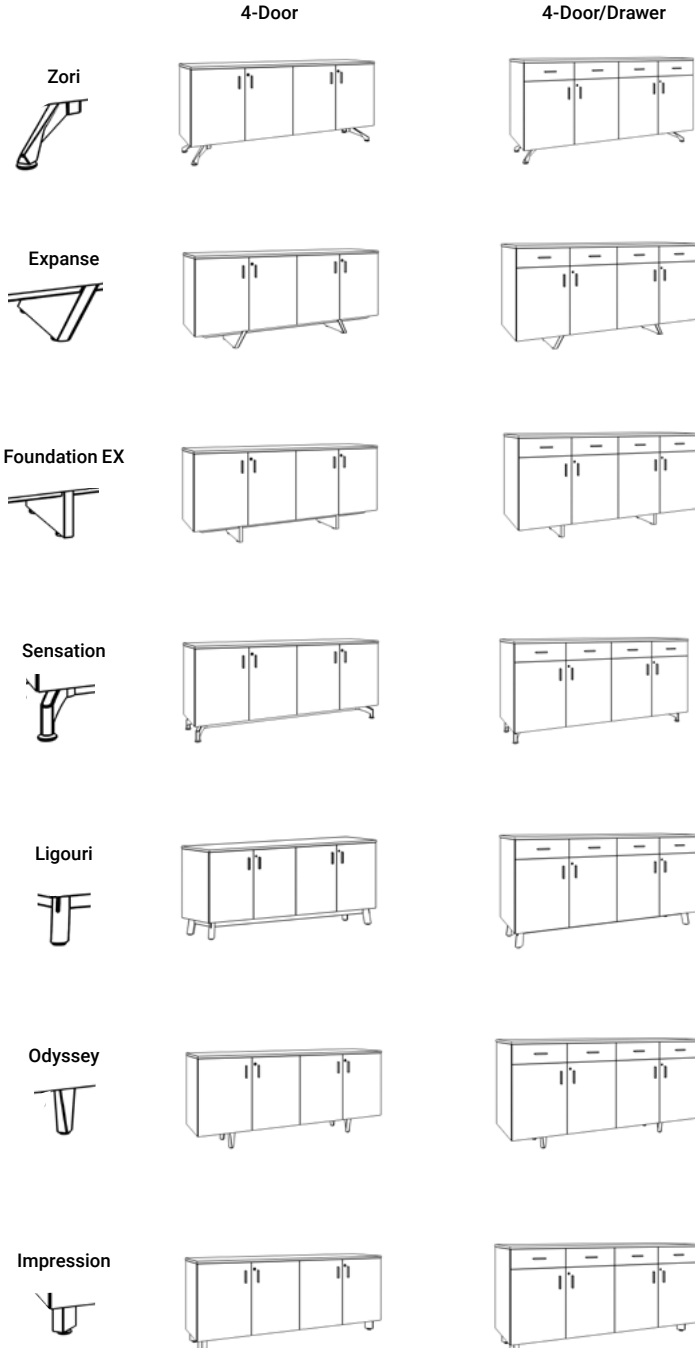
*Upcharge only applies one time if both case and doors are special laminates

Product Specification:

- > Ligouri legs are solid wood; clear coat, stained or painted with precision aluminum detailing (finish matches frame).
- > Impression Credenzas include rectangular painted metal Impression feet.
- > Zori Credenzas include aluminum die cast feet and frame with optional foot trim.
- > Expanse Credenzas include Expanse angled base and structural frame.
- > Foundation EX Credenzas include laminate/veneer blade legs with edgeband and metal structural frame.
- > Odyssey Credenzas include Odyssey twist painted wood feet.
- > Sensation Credenzas include aluminum die cast feet and frame.
- > If silver paint is selected, then arc and bar pulls will be brushed aluminum.
- > Hinged doors are locking (included) and utilize 110 degree hinges.
- > 24"D credenzas have interior depth of 22.5".
- > When Waste Receptacle is ordered, door handle will be mounted horizontally in center of door.
- > Overall heights for Impression and Sensation credenzas are 1" shorter (30"H/35"H).
- > Actual interior cabinet height is 21" for case options T and C or 25" for case options A and D.
- > Actual interior height is 25"
- > Levelers and adjustable shelves included.

Ordering Information:

- > Credenzas 84" and wider ship modularly for ease of installation. Top and bottom plinth will each be one piece. Customer is responsible to ensure install site can accommodate pieces 84"+ long.
- > **A freight fee of \$150 net is assessed on orders less than \$1500 net. See page 13.**



Part Number	Description	List Price (US\$)
24"D Laminate Credenzas with Doors, 31"H		
UC@@DL2460%>^&?#!	Credenza, 4 doors, 24"D x 60"W, Laminate	\$5,951
UC@@DL2472%>^&?#!	Credenza, 4 doors, 24"D x 72"W, Laminate	\$6,582
UC@@DL2484%>^&?#!	Credenza, 4 doors, 24"D x 84"W, Laminate	\$7,227
UC@@DL2496%>^&?#!	Credenza, 6 doors, 24"D x 96"W, Laminate	\$7,227
Tip: Sensation not available with 84" or 96"W credenzas.		
24"D Laminate Credenzas with Doors (not available with Ligouri or Sensation), 31"H		
UC@@DL24120%>^&?#!	Credenza, 6 doors, 24"D x 120"W, Laminate	\$9,756
24"D Laminate Buffet Credenzas with Doors and Drawers, 36"H		
UC@@DLB2460%>^&?#!	Buffet Credenza, 4 doors, 4 drawers, 24"D x 60"W, Laminate	\$6,553
UC@@DLB2472%>^&?#!	Buffet Credenza, 4 doors, 4 drawers, 24"D x 72"W, Laminate	\$7,377
UC@@DLB2484%>^&?#!	Buffet Credenza, 4 doors, 4 drawers, 24"D x 84"W, Laminate	\$8,220
UC@@DLB2496%>^&?#!	Buffet Credenza, 6 doors, 6 drawers, 24"D x 96"W, Laminate	\$8,220
Tip: Sensation not available with 84" or 96"W credenzas.		
24"D Laminate Buffet Credenzas with Doors and Drawers (not available with Ligouri or Sensation), 36"H		
UC@@DLB24120%>^&?#!	Buffet Credenza, 6 doors, 6 drawers, 24"D x 120"W, Laminate	\$11,097

TOPS

BASES

POWER
DATASUPPORT
FURNITURE

ACCESSORIES

TABLES STEP 4 - UNIVERSAL
CRENZAS

Universal Veneer Credenzas 24"D

STEP 1

(@@) Product Line Suffix List

CY	Zori	no charge
EA	Expanse (not available in 36"/48" width)	+\$1120
FE	Foundation EX (not available in 36"/48" width)	no charge
LM	Sensation	+\$700
LN	Ligouri	+\$1505
SA	Odyssey	+\$2310
TC	Impression	no charge

STEP 2

(%) Credenza Case Suffix List

T	Standard	no charge
A	Includes oversized opening on right for AV rack or refrigerator (ordered separately), grommet in bottom, and 2 vents in rear oversized opening.*	no charge
C	Includes pull-out waste receptacle (qty 2-27 quarts) (far left door).	+\$1,111
D	Includes all features of option A and C.*	+\$1111

* Case options A and D add 5" to the height of credenzas and 4.2" to the height of buffet credenzas.

STEP 3

(>) Pull Suffix List

A	Arc
B	Bar
L	Ligouri
S	Sleek

STEP 4

(*) Paint Suffix List (frame and pull)

A	Polished Aluminum (Ligouri Only)	+\$250
G	Storm	no charge
R	Black	no charge
S	Silver	no charge
T	Medium Tone	no charge
W	Arctic White	no charge
X	Other (call for quote)	TBD

STEP 5 – Zori Only

(&) Accent Foot Trim Suffix List

N	Standard Foot	No charge
Y	Polished Aluminum Accent Trim	\$150

STEP 5 – Ligouri Only

(?) Leg Hardwood and Stain Suffix List

**A	Ash - Clear Coat Stain	No charge
B	Walnut - Clear Coat Stain	+\$600
C	White Oak - Clear Coat Stain	No charge
**D	Ash - Dark Brown Stain	+\$600
**E	Ash - Light Grey Stain	+\$600
**F	Ash - Dark Grey Stain	+\$600
**G	Ash - Medium Brown Stain	+\$600
**R	Ash - Black Stain	+\$600
W	Ash - White Paint	+\$600
**X	Ash & White Oak - Stain Match (add a one time \$700 list Stain Match fee)	+\$1,200
Y	Walnut – Stain Match (add a one-time time \$700 list Stain Match fee)	+\$1,800

** See page 22 for color and grain variation.

STEP 6

(#) Veneer Suffix List:

D	Maple (stained similar to Chelsea Maple laminate)	
T	Walnut (stained similar to Wilsonart Ebony Recon non-standard laminate)	
**3	Ash - Clear Coat	
**4	Ash - Light Grey Stain (stained similar to Pale Brush-stroke laminate)	
**5	Ash - Dark Grey Stain (stained similar to Storm laminate)	
6	Rift Cut Oak - Clear Coat (stained similar to Scandi Rift Oak laminate)	
7	Walnut - Clear Coat (stained similar to Pecan Walnut laminate)	
X	Stain Match (add a one-time \$700 list Stain Match fee)	+10%

** See page 22 for color and grain variation.

Product Specification:

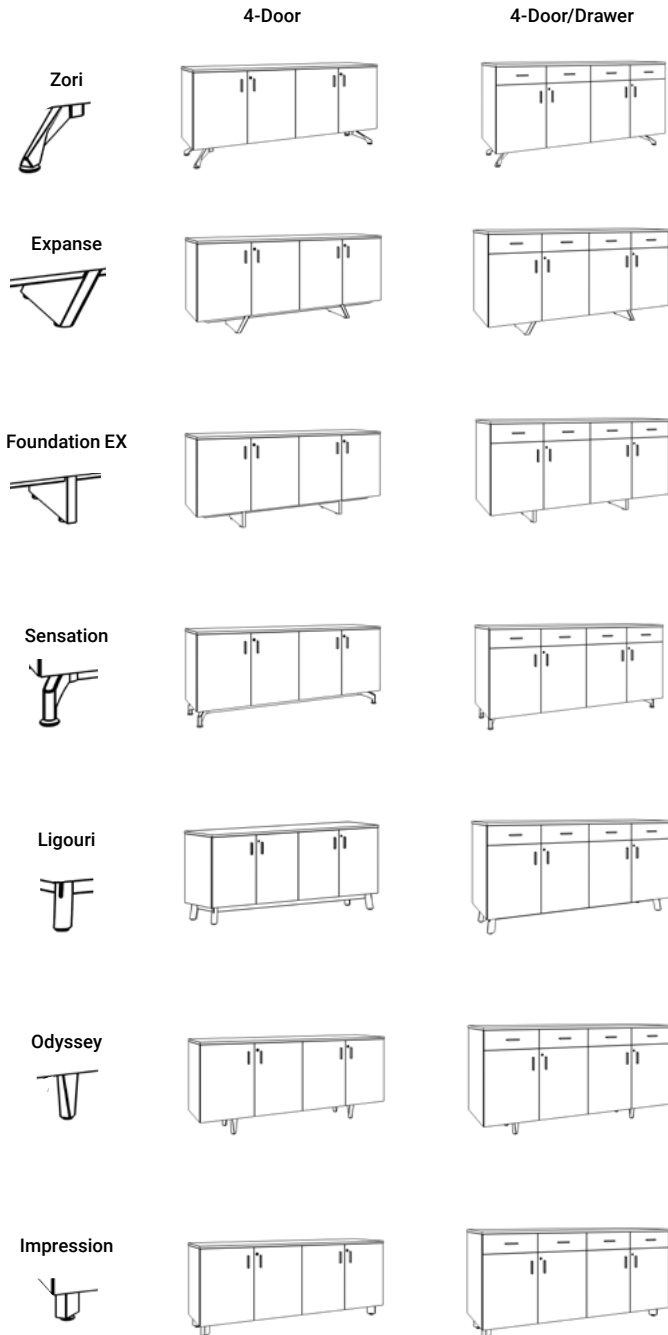
- > Ligouri legs are solid wood; clear coat, stained or painted with precision aluminum detailing (finish matches frame).
- > Impression Credenzas include rectangular painted metal Impression feet.
- > Zori Credenzas include aluminum die cast feet and frame with optional foot trim.
- > Expanse Credenzas include Expanse angled base and structural frame.
- > Foundation EX Credenzas include laminate/veneer blade legs with edgeband and metal structural frame.
- > Odyssey Credenzas include Odyssey twist painted wood feet.
- > Sensation Credenzas include aluminum die cast feet and frame.
- > If silver paint is selected, then arc and bar pulls will be brushed aluminum.
- > Hinged doors are locking (included) and utilize 110

degree hinges.

- > 24"D credenzas have interior depth of 22.5".
- > When Waste Receptacle is ordered, door handle will be mounted horizontally in center of door.
- > Overall heights for Impression and Sensation credenzas are 1" shorter (30"H/35"H).
- > Actual interior cabinet height is 21" for case options T and C or 25" for case options A and D.
- > Actual interior height is 25"
- > Levelers and adjustable shelves included.

Ordering Information:

- > Credenzas 84" and wider ship modularly for ease of installation. Top and bottom plinth will each be one piece. Customer is responsible to ensure install site can accommodate pieces 84"+ long.
- > **A freight fee of \$150 net is assessed on orders less than \$1500 net. See page 13.**



TOPS	TABLES STEP 4 - UNIVERSAL CREDENZAS
BASES	
POWER DATA	
SUPPORT FURNITURE	
ACCESSORIES	

Part Number	Description	List Price (US\$)
-------------	-------------	-------------------

24"D Veneer Credenzas with Doors, 31"H

UC@@DV2460%>^&?#	Credenza, 4 doors, 24"D x 60"W, Veneer	\$15,060
UC@@DV2472%>^&?#	Credenza, 4 doors, 24"D x 72"W, Veneer	\$16,092
UC@@DV2484%>^&?#	Credenza, 4 doors, 24"D x 84"W, Veneer	\$19,517
UC@@DV2496%>^&?#	Credenza, 6 doors, 24"D x 96"W, Veneer	\$22,153

Tip: Sensation not available with 84" or 96"W credenzas

24"D Veneer Credenzas with Doors (Not available with Ligouri or Sensation), 31"H

UC@@DV24120%>^&?#	Credenza, 6 doors, 24"D x 120"W, Veneer	\$29,907
-------------------	---	----------

24"D Veneer Buffet Credenzas with Doors and Drawers, 36"H

UC@@DVB2460%>^&?#	Buffet Credenza, 4 doors, 4 drawers, 24"D x 60"W, Veneer	\$17,216
UC@@DVB2472%>^&?#	Buffet Credenza, 4 doors, 4 drawers, 24"D x 72"W, Veneer	\$18,069
UC@@DVB2484%>^&?#	Buffet Credenza, 4 doors, 4 drawers, 24"D x 84"W, Veneer	\$22,462
UC@@DVB2496%>^&?#	Buffet Credenza, 6 doors, 6 drawers, 24"D x 96"W, Veneer	\$25,995

Tip: Sensation not available with 84" or 96"W credenzas

24"D Veneer Credenzas with Doors and Drawers (Not available with Ligouri or Sensation), 36"H

UC@@DVB24120%>^&?#	Buffet Credenza, 6 doors, 6 drawers, 24"D x 120"W, Veneer	\$35,093
--------------------	---	----------

Universal Credenza Glass and Quartz Thin Profile Toppers

STEP 1 – Glass

(&) Glass Finish Suffix List:

7 Gloss	no charge
8 Frosted (Etched/Matte)	23%

STEP 2 – Glass

(*) Paint Suffix List

R Black
W White

STEP 1 – Quartz

(#) Cambria Quartz Suffix List:

J Swanbridge	no charge
K Whitehall	no charge
L Carrick	no charge
M Buxton	no charge
P Portrush (Luxury)	+25%

For pricing, other finishes and colors available,
contact designteam@enwork.com

Product Specifications:

- > Toppers are 1/4" thick.
- > For use with Zori, Expanse, Foundation EX, Sensation, Ligouri, Odyssey, Impression, and Stealth credenzas.
- > Not for use with Foundation, Impression Tapered, Wall-Mounted Tapered, or Equilibrium credenzas.

Ordering Information:

- > Credenzas specified separately.
- > **A freight fee of \$150 net is assessed on orders less than \$1500 net. See page 13.**

Part Number	Description	List Price (US\$)
Credenza Toppers - Back Painted Glass		
CECRGG1836&^	Glass Topper for Credenza, 18.5"D x 36"W	\$945
CECRGG1848&^	Glass Topper for Credenza, 18.5"D x 48"W	\$1,261
CECRGG1860&^	Glass Topper for Credenza, 18.5"D x 60"W	\$1,576
CECRGG1872&^	Glass Topper for Credenza, 18.5"D x 72"W	\$1,891
CECRGG1884&^	Glass Topper for Credenza, 18.5"D x 84"W	\$2,206
CECRGG1896&^	Glass Topper for Credenza, 18.5"D x 96"W	\$2,521
CECRGG18120&^	Glass Topper for Credenza, 18.5"D x 120"W (2-pieces)	\$3,151
CECRGG2436&^	Glass Topper for Credenza, 24"D x 36"W	\$1,134
CECRGG2448&^	Glass Topper for Credenza, 24"D x 48"W	\$1,513
CECRGG2460&^	Glass Topper for Credenza, 24"D x 60"W	\$1,891
CECRGG2472&^	Glass Topper for Credenza, 24"D x 72"W	\$2,269
CECRGG2484&^	Glass Topper for Credenza, 24"D x 84"W	\$2,647
CECRGG2496&^	Glass Topper for Credenza, 24"D x 96"W	\$3,025
CECRGG24120&^	Glass Topper for Credenza, 24"D x 120"W (2-pieces)	\$3,782
Credenza Toppers - Thin Profile Quartz		
CECRQQ1836#	Quartz Topper for Credenza, 18.5"D x 36"W	\$2,737
CECRQQ1848#	Quartz Topper for Credenza, 18.5"D x 48"W	\$3,653
CECRQQ1860#	Quartz Topper for Credenza, 18.5"D x 60"W	\$4,564
CECRQQ1872#	Quartz Topper for Credenza, 18.5"D x 72"W	\$5,474
CECRQQ1884#	Quartz Topper for Credenza, 18.5"D x 84"W	\$6,367
CECRQQ1896#	Quartz Topper for Credenza, 18.5"D x 96"W	\$7,259
CECRQQ18120#	Quartz Topper for Credenza, 18.5"D x 120"W (2-pieces)	\$10,200
CECRQQ2436#	Quartz Topper for Credenza, 24"D x 36"W	\$4,141
CECRQQ2448#	Quartz Topper for Credenza, 24"D x 48"W	\$4,379
CECRQQ2460#	Quartz Topper for Credenza, 24"D x 60"W	\$5,474
CECRQQ2472#	Quartz Topper for Credenza, 24"D x 72"W	\$6,545
CECRQQ2484#	Quartz Topper for Credenza, 24"D x 84"W	\$7,650
CECRQQ2496#	Quartz Topper for Credenza, 24"D x 96"W	\$8,755
CECRQQ24120#	Quartz Topper for Credenza, 24"D x 120"W (2-pieces)	\$10,940

Universal Lecterns (Zori, Sensation, Impression, Ligouri)

Product Specifications:

- > Two-door cabinet available in laminate or veneer.
- > Includes pull out shelf with touch latch (17.5"D x 18.5"W) on right side of lectern and adjustable shelf inside cabinet.
- > Zori Lecterns include aluminum die cast feet and frame with optional foot trim on levelers.
- > Sensation Lecterns include aluminum die cast feet and frame on levelers.
- > Ligouri Lecterns have black locking casters hidden behind black recessed skirt.
- > Impression Lectern include painted rectangular metal Impression feet on levelers.
- > If silver paint is selected then arc pulls and bar pulls will be brushed aluminum. Impression feet will be clear anodized aluminum.

Ordering Information:

- > Ships assembled.
- > **A freight fee of \$150 net is assessed on orders less than \$1500 net. See page 13.**



Zori



Sensation



Ligouri



Impression

Part Number	Description	List Price (US\$)
Universal Lectern		
@@LLG>^&#	Laminate Lectern, 24"D x 28"W, 46"H	\$4,166
@@VVG>^&#	Veneer Lectern, 24"D x 28"W, 46"H	\$12,013

TABLES STEP 4 - UNIVERSAL LECTERNS

- TOPS
- BASES
- POWER DATA
- SUPPORT FURNITURE
- ACCESSORIES

STEP 1

(@@) Product Line Prefix List

CY Zori	+ \$695
LM Sensation	+ \$695
LN Ligouri	no charge
TC Impression	no charge

STEP 2

(>) Pull Suffix List

A Arc
B Bar
L Ligouri
S Sleek

STEP 3

(^*) Paint Suffix List (Pull and base if applicable)

R Black	no charge
S Silver	no charge
X Other (call for quote)	TBD

STEP 4 (Zori Base Only)

(&) Accent Foot Trim Suffix List

N Standard Foot	no charge
Y Polished Aluminum Accent Trim	+ \$150

STEP 5

(#) Laminate Suffix List:

2 Formica Pecan Walnut (6996-26)	
3 Formica Millennium Oak (5887-26)	
4 Formica Scandi Rift Oak (8677-26)	
5 Formica Pale Brushstroke (6997-58)	
6 Formica Storm (912-58)	
A Formica Chelsea Maple (9238-58)	
E Formica Zen Grey (9243-58)	
F Formica Black (909-58)	
G Formica Graphite (837-58)	
H Formica Ceruse Gray Walnut (6994-26)	
K Formica Aged Ash (8844-WR)	
L Formica Formal Walnut (5782-NG)	
M Formica Classic White (9244-58)	
Q Formica Inked Oak (5792-PG)	
W Formica Brite White (459-58)	
X Formica Non-Premium (includes 58,43, MC, SP, and NT finishes) and Wilsonart Premium (-07, -12, -18, -28, -52, -78) laminates.	+ 35%

*Wilsonart virtual design library Y series laminates, Wilsonart Solicolor, and Formica ColorCore2 are not included in the above upcharges.
For pricing, contact designteam@enwork.com*

(#) Veneer Suffix List:

D Maple (stained similar to Chelsea Maple laminate)	
T Walnut (stained similar to Wilsonart Ebony Recon non-standard laminate)	
** 3 Ash - Clear Coat	
** 4 Ash - Light Grey Stain (stained similar to Pale Brushstroke laminate)	
** 5 Ash - Dark Grey Stain (stained similar to Storm laminate)	
6 Rift Cut Oak - Clear Coat (stained similar to Scandi Rift Oak laminate)	
7 Walnut - Clear Coat (stained similar to Pecan Walnut laminate)	
X Stain Match (add a one-time \$700 list Stain Match fee)	+10%

** See page 22 for color and grain variation.


Universal Support Furniture

STEP 1 - if applicable

(@) Pull Suffix List:



(A) Arc



(B) Bar

STEP 2

(#) Laminate Suffix List:

- 2 Formica Pecan Walnut (6996-26)
- 3 Formica Millennium Oak (5887-26)
- 4 Formica Scandi Rift Oak (8677-26)
- 5 Formica Pale Brushstroke (6997-58)
- 6 Formica Storm (912-58)
- A Formica Chelsea Maple (9238-58)
- E Formica Zen Grey (9243-58)
- F Formica Black (909-58)
- G Formica Graphite (837-58)
- H Formica Ceruse Gray Walnut (6994-26)
- K Formica Aged Ash (8844-WR)
- L Formica Formal Walnut (5782-NG)
- M Formica Classic White (9244-58)
- Q Formica Inked Oak (5792-PG)
- W Formica Brite White (459-58)
- X Formica Non-Premium (includes 58,43, MC, SP, and NT finishes), Formica Premium (WR, 42, 77, 46, RD, finishes), Wilsonart Non-Premium (-38, -60), and Wilsonart Premium (-07, -12, -18, -28, -52, -78) laminates.

+ 35%

Wilsonart virtual design library Y series laminates, Wilsonart Solicolor, and Formica ColorCore2 are not included in the above upcharges.

For pricing, contact designteam@enwork.com

(#) Veneer Suffix List:

- D Maple (stained similar to Chelsea Maple laminate)
- T Walnut (stained similar to Wilsonart Ebony Recon non-standard laminate)
- ** 3 Ash - Clear Coat
- ** 4 Ash - Light Grey Stain (stained similar to Pale Brushstroke laminate)
- ** 5 Ash - Dark Grey Stain (stained similar to Storm laminate)
- 6 Rift Cut Oak - Clear Coat (stained similar to Scandi Rift Oak laminate)
- 7 Walnut - Clear Coat (stained similar to Pecan Walnut laminate)
- X Stain Match +10%
(add a one-time \$700 list Stain Match fee)

** See page 22 for color and grain variation.

Ordering Information:

- > Ships assembled.
- > Includes adjustable shelf.
- > **A freight fee of \$150 net is assessed on orders less than \$1500 net. See page 13.**

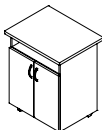
Part Number	Description	List Price (US\$)
-------------	-------------	-------------------



Universal Triangle Corner Cabinets with Adjustable Shelf, 29"H

TDAL318@#	Laminate Triangle Corner Cabinet, 18"D x 18"W	\$1,733
TDAL324@#	Laminate Triangle Corner Cabinet, 24"D x 24"W	\$1,931
TDAV318@#	Veneer Triangle Corner Cabinet, 18"D x 18"W	\$4,316
TDAV324@#	Veneer Triangle Corner Cabinet, 24"D x 24"W	\$4,884

Tip: Corner Cabinet is freestanding.



Universal Beverage Carts on Casters, 24"D x 30"W x 38"H

LPWCARTA@#	Laminate Universal Beverage Cart	\$2,650
------------	----------------------------------	---------

TOPS

BASES

POWER
DATASUPPORT
FURNITURE

ACCESSORIES

TABLES STEP 4 - UNIVERSAL
SUPPORT FURNITURE

Notes

Wall-Mounted Tapered Credenzas

STEP 1

(%) Credenza lock option Suffix List

- N No Locks no charge
- L Locking (center doors only) + \$100

STEP 2

(#) Laminate Suffix List:

- 2 Formica Pecan Walnut (6996-26)
- 3 Formica Millennium Oak (5887-26)
- 4 Formica Scandi Rift Oak (8677-26)
- 5 Formica Pale Brushstroke (6997-58)
- 6 Formica Storm (912-58)
- A Formica Chelsea Maple (9238-58)
- E Formica Zen Grey (9243-58)
- F Formica Black (909-58)
- G Formica Graphite (837-58)
- H Formica Ceruse Gray Walnut (6994-26)
- K Formica Aged Ash (8844-WR)
- L Formica Formal Walnut (5782-NG)
- M Formica Classic White (9244-58)
- Q Formica Inked Oak (5792-PG)
- W Formica Brite White (459-58)
- X Formica Non-Premium (includes 58,43, MC, SP, and NT finishes), Formica Premium (WR, 42, 77, 46, RD, finishes), Wilsonart Non-Premium (-38, -60), and Wilsonart Premium (-07, -12, -18, -28, -52, -78) laminates. + 35%

Wilsonart virtual design library Y series laminates, Wilsonart Solicolor, and Formica ColorCore2 are not included in the above upcharges.

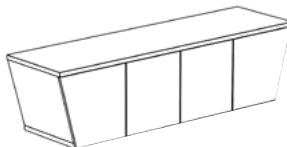
For pricing, contact designteam@enwork.com

Product Specification:

- > Credenza includes adjustable shelf behind two middle doors.
- > Credenzas open with push latch and close with soft close feature. No pull present.
- > Buffet credenzas include a single 18.8"W drawer hidden behind middle doors.
- > Locking mechanism for center two doors available, see Step 1. End doors do not lock.
- > Mounting cleets included.
- > Add on glass and quartz tops are available. See page 262.

Ordering Information:

- > Credenza case ships assembled and is attached to wall in the field.
- > Tapered credenza is also available in the Equilibrium collection and Impression collection.
- > **A freight fee of \$150 net is assessed on orders less than \$1500 net. See page 13.**



4-Door Credenza



Buffet Credenza

D1	W1	H1	Part Number	Description	List Price (US\$)
Wall-Mounted Tapered Credenzas, 19"H					
20	60	19	WML2060A%#	Wall-Mounted Tapered Credenza, 4 doors, 60"W	\$9,180
20	72	19	WML2072A%#	Wall-Mounted Tapered Credenza, 4 doors, 72"W	\$10,636
Wall-Mounted Tapered Buffet Credenzas, 24"H					
20	60	24	WMLB2060A%#	Wall-Mounted Tapered Buffet Credenza, 4 doors/1 drawer, 60"W	\$11,059
20	72	24	WMLB2072A%#	Wall-Mounted Tapered Buffet Credenza, 4 doors/1 drawer, 72"W	\$12,575

Tip: Includes a single drawer behind middle doors. See product specifications for additional detail.

TOPS

BASES

POWER
DATASUPPORT
FURNITURE

ACCESSORIES

TABLES STEP 4 -
WALL-MOUNTED TAPERED

Notes

STEP 1

(*) Paint Suffix List

- G Storm (not available on pneumatics)
- R Black
- S Silver
- T Medium Tone (not available on pneumatics)
- W Arctic White (not available on pneumatics)
- Z Other TBD

Tip: Some Steelcase, Miller/Knoll, Haworth, and Allsteel paints are available for \$1000 list fee per order. Call/email for availability of specific colors. Additional custom paints (e.g. Tiger Dry Lac) must be quoted through designteam@enwork.com.

STEP 2 - Non-Cabinet Lecterns Only

(@) Accent Foot Trim Suffix List:

- N Standard Foot no charge
- Y Polished Aluminum Accent Trim +\$150

STEP 3

(&) Caster Color Suffix List:

- B Black
- W White with Grey Trim

STEP 4

(#) Laminate Suffix List:

- 2 Formica Pecan Walnut (6996-26)
- 3 Formica Millennium Oak (5887-26)
- 4 Formica Scandi Rift Oak (8677-26)
- 5 Formica Pale Brushstroke (6997-58)
- 6 Formica Storm (912-58)
- A Formica Chelsea Maple (9238-58)
- E Formica Zen Grey (9243-58)
- F Formica Black (909-58)
- G Formica Graphite (837-58)
- H Formica Ceruse Gray Walnut (6994-26)
- K Formica Aged Ash (8844-WR)
- L Formica Formal Walnut (5782-NG)
- M Formica Classic White (9244-58)
- Q Formica Inked Oak (5792-PG)
- W Formica Brite White (459-58)
- X Formica Non-Premium (58,43, MC, SP, and NT finishes), Formica Premium (WR, 42, 77, 46, RD), Wilsonart Non-Premium (-38, -60), and Wilsonart Premium (-07, -12, -18, -28, -52, -78) +\$264

Wilsonart virtual design library Y series laminates, Wilsonart Solicor, and Formica ColorCore2 are not included in the above upcharges.





For pricing, contact designteam@enwork.com

Product Specifications:

- > Fixed units are 42"H to the front edge of top, and 48"H to the back edge. CYL1PC adjustable unit is 30.5"- 48.5"H. CYL3PC adjustable unit is 37"- 55"H.
- > Basic cabinet is 24"D x 20"W and includes adjustable shelf and locking front door.
- > Cabinets have paint-matching sleek pulls only.
- > CYL1FCG and CYL1PCG include a grommet in the top of the case.

Ordering Information:

- > Ships assembled.
- > Polished aluminum accent foot trim is available for painted (non-polished) feet on traditional lecterns and lecterns without cabinet. See Step 2.
- > **A freight fee of \$150 net is assessed on orders less than \$1500 net. See page 13.**

	Part Number	Description	List Price (US\$)
	Lecterns with Basic Cabinet, with Casters		
	CYL1FC^&#	Lectern, Basic Cabinet, 26"D x 29"W Tip: Cabinet is 30"H.	\$3,372
	CYL1FCG^&#	Lectern, Basic Cabinet with Grommet, 26"Dx29"W	\$3,372
	CYL1PC^&#	Lectern, Basic Cabinet, 26"D x 29"W, Pneumatic Adjustable Tip: Cabinet is 24"H.	\$4,454
	CYL1PCG^&#	Lectern, Basic Cabinet with Grommet, 26"D x 29"W Pneumatic Adjustable	\$4,454
	Lectern with Back Panel (no cabinet), with Casters		
	CYL3FC^@&#	Lectern, 26"D x 32"W U.S. Patents No. DS875,449	\$2,511
	CYL3PC^@&#	Lectern, 26"D x 30"W, Pneumatic Adjustable U.S. Patents No. DS875,449	\$3,581
	CYL3MOD^	Modesty for CYL3PC Tip: Modesty is powder coated steel.	\$788

Zori® 34"W Command Centers

U.S. Patent No. D893,929 S





Product Specifications:

- > Fixed units are 42"H. Adjustable units are 31.5" - 48.5"H.
- > Cabinet on fixed height unit is 26"W x 29"H x 24"D.
- > Cabinet on adjustable height unit is 26"W x 24"H x 24"D.
- > Top is flat.
- > Includes powder coated steel modesty panel.
- > Basic cabinet includes adjustable shelf.
- > Tech cabinet includes rack rails (12 RU on adjustable, 14 RU on fixed), rear locking access door, and extra vent holes.
- > Cabinets have painted to match sleek pulls (only).
- > Front door is locking. Back door on tech cabinet is locking with common cores for all tech cabinets on order.
- > Electric adjustable command centers include a 10.5 foot power cord.

Ordering Information:

- > Ships assembled.
- > **A freight fee of \$150 net is assessed on orders less than \$1500 net. See page 13.**

TOPS	TABLES STEP 4 - ZORI
BASES	
POWER DATA	
SUPPORT FURNITURE	
ACCESSORIES	

	Part Number	Description	List Price (US\$)
	CYL4FC^&#	34" Command Center with Basic Cabinet, with Casters Command Center with Basic Cabinet, 28"D x 34"W, Fixed Height	\$4,017
	CYL4PC^&#	Command Center with Basic Cabinet, 28"D x 34"W, Pneumatic Adjustable	\$4,970
	CYL5FC^&#	34" Command Center with Tech Cabinet, with Casters Command Center with Tech Cabinet, 28"D x 34"W, Fixed Height	\$4,187
	CYL5PC^&#	Command Center with Tech Cabinet, 28"D x 34"W, Pneumatic Adjustable	\$5,140
	CYFAN	Fan for Tech Cabinets in Zori Command Centers and Teacher Desk Fan for Zori Command Centers and Teacher Desk Tech Cabinets	\$936

Zori® 66"W Command Centers

U.S. Patent No. D893,929 S

STEP 1

(*) Paint Suffix List

- G Storm (not available on pneumatic and electric)
- R Black
- S Silver
- T Medium Tone (not available on pneumatic and electric)
- W Arctic White (not available on pneumatic and electric)
- Z Other TBD

Tip: Some Steelcase, Miller/Knoll, Haworth, and Allsteel paints are available for \$1000 list fee per order. Call/email for availability of specific colors. Additional custom paints (e.g. Tiger Dry Lac) must be quoted through designteam@enwork.com.

STEP 2

(&) Caster Color Suffix List:

- B Black
- W White with Grey Trim

STEP 3

(#) Laminate Suffix List:

- 2 Formica Pecan Walnut (6996-26)
- 3 Formica Millennium Oak (5887-26)
- 4 Formica Scandi Rift Oak (8677-26)
- 5 Formica Pale Brushstroke (6997-58)
- 6 Formica Storm (912-58)
- A Formica Chelsea Maple (9238-58)
- E Formica Zen Grey (9243-58)
- F Formica Black (909-58)
- G Formica Graphite (837-58)
- H Formica Ceruse Gray Walnut (6994-26)
- K Formica Aged Ash (8844-WR)
- L Formica Formal Walnut (5782-NG)
- M Formica Classic White (9244-58)
- Q Formica Inked Oak (5792-PG)
- W Formica Brite White (459-58)
- X Formica Non-Premium (58,43, MC, SP, +\$500 and NT finishes), Formica Premium (WR, 42, 77, 46, RD), Wilsonart Non-Premium (-38, -60), and Wilsonart Premium (-07, -12, -18, -28, -52, -78)

Wilsonart virtual design library Y series laminates, Wilsonart Solicolor, and Formica ColorCore2 are not included in the above upcharges.





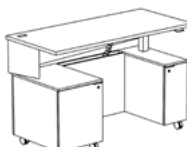

For pricing, contact designteam@enwork.com

Product Specifications:


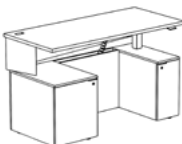
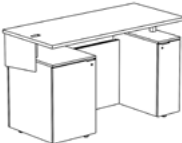
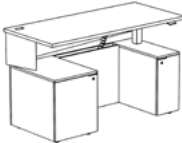
- > Cabinet on fixed height unit is 30"H x 28"D.
- > Cabinet on adjustable height unit is 24"H x 28"D.
- > Top is flat. Includes grommet over cabinet.
- > Includes powder coated steel modesty panel.
- > 20"W basic cabinet includes adjustable shelf, 10"W storage cabinet does not.
- > Tech cabinet includes rack rails (12 RU on adjustable, 18 RU on fixed), rear locking access door, and extra vent holes.
- > Cabinets have sleek pulls (only).
- > Front door is locking. Back door on tech cabinet is locking with common cores for all tech cabinets on order.
- > Electric adjustable command centers include a 10.5 foot power cord. Battery pack also available.

Ordering Information:

- > Ships assembled.
- > Fan for tech cabinet and battery pack for electric height-adjustable units are available. See next page.
- > **A freight fee of \$150 net is assessed on orders less than \$1500 net. See page 13.**

	<u>Part Number</u> <u>Description</u>	<u>List Price</u> <u>(US\$)</u>
	<p>66" Command Center with One 20"W Basic Cabinet (LH) and One 10"W (RH) Storage Cabinet, w/ Casters</p> <p>CYL6FC^&# Fixed Height, 30"D x 66"W x 42"H</p>	\$5,864
	<p>CYL6PC^&# Pneumatic Adjustable, 30"D x 66"W x 31.5"-50.75"H</p>	\$8,333
	<p>CYL6EC^&# Electric Adjustable, 30"D x 66"W x 31.5"-50"H</p>	\$7,913
	<p>66" Command Center with One 20"W Tech Cabinet (LH) and One 10"W Storage Cabinet (RH), w/ Casters</p> <p>CYL8FC^&# Fixed Height, 30"D x 66"W x 42"H</p>	\$5,977
	<p>CYL8PC^&# Pneumatic Adjustable, 30"D x 66"W x 31.5"-50.75"H</p>	\$8,446
	<p>CYL8EC^&# Electric Adjustable, 30"D x 66"W x 31.5"-50"H</p>	\$8,025

TOPS	TABLES STEP 4 - ZORI
BASES	
POWER DATA	
SUPPORT FURNITURE	
ACCESSORIES	

	Part Number	Description	List Price (US\$)
		66" Command Center with One 20"W Basic Cabinet (LH) and One 10"W (RH) Storage Cabinet, w/ Levelers	
	CYLA AFC^#	Fixed Height, 30"D x 66"W x 42"H	\$5,751
	CYLA APC^#	Pneumatic Adjustable, 30"D x 66"W x 29.5" - 48.75"H	\$8,220
	CYLA EC^#	Electric Adjustable, 30"D x 66"W x 29.5" - 48"H	\$7,800
		66" Command Center with One 20"W Tech Cabinet (LH) and One 10"W Storage Cabinet (RH), w/ Levelers	
	CYLCC FC^#	Fixed Height, 30"D x 66"W x 42"H	\$5,864
	CYLCC PC^#	Pneumatic Adjustable, 30"D x 66"W x 29.5" - 48.75"H	\$8,333
	CYLCC EC^#	Electric Adjustable, 30"D x 66"W x 29.5" - 48"H	\$7,913
	Accessories		
	CYFAN	Fan for Zori Command Centers and Teacher Desk Tech Cabinets	\$936
	CYBATT	Optional Battery Pack for Electric Command Centers	\$583

Zori® Teacher Desks

U.S. Patent No. D893,929 S

STEP 1

(&) Cable Management Suffix List

- N No cable management no charge
- L Grommet (over pedestal)* +\$19
- M Power/Data Cutout (over pedestal) +\$37

*Tip: Grommet (over pedestal) applies to CYTD part numbers only

Tip: Product includes wire chase in back of pedestal. Grommet and cutouts are not recommended in the center of the desk due to inset modesty panel.

STEP 2

(^) Paint Suffix List

- G Storm
- R Black
- S Silver
- T Medium Tone
- W Arctic White
- Z Other TBD

Tip: Some Steelcase, Miller/Knoll, Haworth, and Allsteel paints are available for \$1000 list fee per order. Call/email for availability of specific colors. Additional custom paints (e.g. Tiger Dry Lac) must be quoted through designteam@enwork.com.

STEP 3

(@) Accent Foot Trim Suffix List:

- N Standard Foot no charge
- Y Polished Aluminum Accent Trim +\$225

STEP 4

(?) Caster Color Suffix List:

- B Black
- W White with Grey Trim

STEP 5

(#) Laminate Suffix List:

- 2 Formica Pecan Walnut (6996-26)
- 3 Formica Millennium Oak (5887-26)
- 4 Formica Scandi Rift Oak (8677-26)
- 5 Formica Pale Brushstroke (6997-58)
- 6 Formica Storm (912-58)
- A Formica Chelsea Maple (9238-58)
- E Formica Zen Grey (9243-58)
- F Formica Black (909-58)
- G Formica Graphite (837-58)
- H Formica Ceruse Gray Walnut (6994-26)
- K Formica Aged Ash (8844-WR)
- L Formica Formal Walnut (5782-NG)
- M Formica Classic White (9244-58)
- Q Formica Inked Oak (5792-PG)
- W Formica Brite White (459-58)
- X Formica Non-Premium (58,43, MC, SP, and NT finishes), Formica Premium (WR, 42, 77, 46, RD), Wilsonart Non-Premium (-38, -60), and Wilsonart Premium (-07, -12, -18, -28, -52, -78) +\$264

Wilsonart virtual design library Y series laminates, Wilsonart Solicolor, and Formica ColorCore2 are not included in the above upcharges.





For pricing, contact designteam@enwork.com

Product Specifications:


- > Desks are laminate case, with laminate worksurface and three-quarter height steel back panels.
- > Lock cores are LL Series.
- > Height is 29"
- > Box/File peds and Bi-Level basic cabinets are 16"W, Bi-Level tech cabinets are 20.75"W
- > Desks have sleek pulls (only).


Ordering Information:

- > Ships assembled.
- > Polished aluminum foot trim available for paint (non-polished) feet. See Step 3.
- > **A freight fee of \$150 net is assessed on orders less than \$1500 net. See page 13.**

Part Number	Description	List Price (US\$)
Zori Teacher Desk with RH Box/File Ped		
 CYTDRH54&^@#	Teacher Desk with RH Box/File Ped, 24" x 54"W on levelers	\$3,117
CYTDRH60&^@#	Teacher Desk with RH Box/File Ped, 24" x 60"W on levelers	\$3,236
CYTDRH72&^@#	Teacher Desk with RH Box/File Ped, 24" x 72"W on levelers	\$3,353
Zori Teacher Desk with LH Box/File Ped		
 CYTDRH54C&^@?#	Teacher Desk with RH Box/File Ped, 24" x 54"W on casters	\$3,286
CYTDRH60C&^@?#	Teacher Desk with RH Box/File Ped, 24" x 60"W on casters	\$3,404
CYTDRH72C&^@?#	Teacher Desk with RH Box/File Ped, 24" x 72"W on casters	\$3,523
Zori Teacher Desk with LH Box/File Ped		
 CYTDLL54&^@#	Teacher Desk with LH Box/File Ped, 24" x 54"W on levelers	\$3,117
CYTDLL60&^@#	Teacher Desk with LH Box/File Ped, 24" x 60"W on levelers	\$3,236
CYTDLL72&^@#	Teacher Desk with LH Box/File Ped, 24" x 72"W on levelers	\$3,353
 CYTDLL54C&^@?#	Teacher Desk with LH Box/File Ped, 24" x 54"W on casters	\$3,286
CYTDLL60C&^@?#	Teacher Desk with LH Box/File Ped, 24" x 60"W on casters	\$3,404
CYTDLL72C&^@?#	Teacher Desk with LH Box/File Ped, 24" x 72"W on casters	\$3,523


List Price
(US\$)**Part Number** **Description****Zori Bi-Level Teacher Desk with Basic Cabinet - RH**


	CY2BRR54^@#	Bi-Level Teacher Desk with RH Basic Cabinet, 24" x 60"W, on levelers	\$3,357
	CY2BRR60^@#	Bi-Level Teacher Desk with RH Basic Cabinet, 24" x 66"W, on levelers	\$3,482
	CY2BRR72^@#	Bi-Level Teacher Desk with RH Basic Cabinet, 24" x 78"W, on levelers	\$3,609

	CY2BRR54C^@?#	Bi-Level Teacher Desk with RH Basic Cabinet, 24" x 60"W, on casters	\$3,537
	CY2BRR60C^@?#	Bi-Level Teacher Desk with RH Basic Cabinet, 24" x 66"W, on casters	\$3,663
	CY2BRR72C^@?#	Bi-Level Teacher Desk with RH Basic Cabinet, 24" x 78"W, on casters	\$3,788

Tip: Overall width includes a 6-1/8" overhang of the cabinet top.


Zori Bi-Level Teacher Desk with Basic Cabinet - LH


	CY2BLL54^@#	Bi-Level Teacher Desk with LH Basic Cabinet, 24" x 60"W, on levelers	\$3,357
	CY2BLL60^@#	Bi-Level Teacher Desk with LH Basic Cabinet, 24" x 66"W, on levelers	\$3,482
	CY2BLL72^@#	Bi-Level Teacher Desk with LH Basic Cabinet, 24" x 78"W, on levelers	\$3,609

	CY2BLL54C^@?#	Bi-Level Teacher Desk with LH Basic Cabinet, 24" x 60"W, on casters	\$3,537
	CY2BLL60C^@?#	Bi-Level Teacher Desk with LH Basic Cabinet, 24" x 66"W, on casters	\$3,663
	CY2BLL72C^@?#	Bi-Level Teacher Desk with LH Basic Cabinet, 24" x 78"W, on casters	\$3,788

Tip: Overall width includes a 6-1/8" overhang of the cabinet top.

Zori Bi-Level Teacher Desk with Tech Cabinet - RH


	CY2TRR54^@#	Bi-Level Teacher Desk with RH Tech Cabinet, 24" x 62"W, on levelers	\$3,497
	CY2TRR60^@#	Bi-Level Teacher Desk with RH Tech Cabinet, 24" x 68"W, on levelers	\$3,623
	CY2TRR72^@#	Bi-Level Teacher Desk with RH Tech Cabinet, 24" x 80"W, on levelers	\$3,749


	CY2TRR54C^@?#	Bi-Level Teacher Desk with RH Tech Cabinet, 24" x 62"W, on casters	\$3,675
	CY2TRR60C^@?#	Bi-Level Teacher Desk with RH Tech Cabinet, 24" x 68"W, on casters	\$3,801
	CY2TRR72C^@?#	Bi-Level Teacher Desk with RH Tech Cabinet, 24" x 80"W, on casters	\$3,926

Tip: Tech cabinets include A/V rack rails (10 positions) and locking access door on front of desk for access to back of A/V rack.

Tip: Overall width includes a 3-5/8" overhang of the cabinet top.

Zori Bi-Level Teacher Desk with Tech Cabinet - LH

	CY2TLL54^@#	Bi-Level Teacher Desk with LH Tech Cabinet, 24" x 62"W, on levelers	\$3,497
	CY2TLL60^@#	Bi-Level Teacher Desk with LH Tech Cabinet, 24" x 68"W, on levelers	\$3,623
	CY2TLL72^@#	Bi-Level Teacher Desk with LH Tech Cabinet, 24" x 80"W, on levelers	\$3,749

	CY2TLL54C^@?#	Bi-Level Teacher Desk with LH Tech Cabinet, 24" x 62"W, on casters	\$3,675
	CY2TLL60C^@?#	Bi-Level Teacher Desk with LH Tech Cabinet, 24" x 68"W, on casters	\$3,801
	CY2TLL72C^@?#	Bi-Level Teacher Desk with LH Tech Cabinet, 24" x 80"W, on casters	\$3,926

Tip: Tech cabinets include A/V rack rails (10 positions) and locking access door on front of desk for access to back of A/V rack.

Tip: Overall width includes a 3-5/8" overhang of the cabinet top.

Zori® Mobile Whiteboards & Monitor Stands

U.S. Patent No. D893,929 S

STEP 1

(^) Paint Suffix List

- G Storm
 - R Black
 - S Silver
 - T Medium Tone
 - W Arctic White
 - Z Other
- TBD

Tip: Some Steelcase, Miller/Knoll, Haworth, and Allsteel paints are available for \$1000 list fee per order. Call/email for availability of specific colors. Additional custom paints (e.g. Tiger Dry Lac) must be quoted through designsteam@enwork.com.

STEP 2

(@) Accent Foot Trim Suffix List:

- N Standard Foot
 - Y Polished Aluminum Accent Trim
- no charge
+\$150

STEP 3

(&) Caster Color Suffix List:

- B Black
- W White with Grey Trim

STEP 4 - Monitor Stands Only

(?) Fabric Suffix List:

Free form fabric selection. Choose from Camira Era, Rivet, Manhattan, Carlow, or Lucia fabrics.

Tip: To view fabric colors or to order samples go to www.camirafabrics.com/us.

Tip: For COM yardage, see page 16.

STEP 5 - if Applicable

(#) Laminate Suffix List:

- 2 Formica Pecan Walnut (6996-26)
- 3 Formica Millennium Oak (5887-26)
- 4 Formica Scandi Rift Oak (8677-26)
- 5 Formica Pale Brushstroke (6997-58)
- 6 Formica Storm (912-58)
- A Formica Chelsea Maple (9238-58)
- E Formica Zen Grey (9243-58)
- F Formica Black (909-58)
- G Formica Graphite (837-58)
- H Formica Ceruse Gray Walnut (6994-26)
- K Formica Aged Ash (8844-WR)
- L Formica Formal Walnut (5782-NG)
- M Formica Classic White (9244-58)
- Q Formica Inked Oak (5792-PG)
- W Formica Brite White (459-58)
- X Formica Non-Premium (58,43, MC, SP, +\$500 and NT finishes), Formica Premium (WR, 42, 77, 46, RD), Wilsonart Non-Premium (-38, -60), and Wilsonart Premium (-07, -12, -18, -28, -52, -78)

Wilsonart virtual design library Y series laminates, Wilsonart Solicolor, and Formica ColorCore2 are not included in the above upcharges.

For pricing, contact designsteam@enwork.com

Product Specifications:

- > Cabinets have sleek pulls (only).
- > Cabinets are non-locking.
- > Monitor Stand Sizing: 36"W is designed for a 32" monitor, 48"W is designed for up to a 49" monitor, and 60"W is designed for up to a 65" monitor. Monitor not included.
- > Overall depth of Mobile Whiteboards (including feet) is 28". Overall width is 50.5" for 36"W whiteboards and 62.5" for 48"W whiteboards. Overall depth of Mobile Whiteboards/Monitor stands with cabinet (including feet) is 27.5". Overall width is 45.25" for 36"W cabinets, 57.25" for 48"W cabinets, and 69.25" for 60"W cabinets.
- > Monitor Stands include one Ellora power/data unit (PDE22CAR) and one HDMI corded coupler (PDBHDR). See page 227 for power unit details. For alternative power units, contact designsteam@enwork.com.

Ordering Information:

- > Polished aluminum foot trim available for paint (non-polished) feet. See Step 2.
- > **A freight fee of \$150 net is assessed on orders less than \$1500 net. See page 13.**

Part Number	Description	List Price (US\$)
Zori 2-Sided Mobile Whiteboard on Casters, 72"H		
CYDD36^@&	2-Sided Mobile Porcelain Magnetic Whiteboard, 36"W	\$3,358
CYDD48^@&	2-Sided Mobile Porcelain Magnetic Whiteboard, 48"W	\$3,450
CYEE36^@&	2-Sided Mobile Back Painted Glass Whiteboard, 36"W	\$5,761
CYEE48^@&	2-Sided Mobile Back Painted Glass Whiteboard, 48"W	\$7,065

Tip: Glass boards are not magnetic. Contact designsteam@enwork.com.

Zori 2-Sided Mobile Whiteboards with Cabinet, 72"H		
CYWBA36^@&#	2-Sided Porcelain Magnetic Mobile Whiteboard, 36"W	\$7,638
CYWBA48^@&#	2-Sided Porcelain Magnetic Mobile Whiteboard, 48"W	\$8,658
CYWBA60^@&#	2-Sided Porcelain Magnetic Mobile Whiteboard, 60"W	\$9,640
CYGG36^@&#	2-Sided Back Painted Glass Mobile Whiteboard, 36"W	\$12,748
CYGG48^@&#	2-Sided Back Painted Glass Mobile Whiteboard, 48"W	\$15,465
CYGG60^@&#	2-Sided Back Painted Glass Mobile Whiteboard, 60"W	\$17,911

Tip: Glass boards are not magnetic. Contact designsteam@enwork.com.

Zori Monitor Stand on Casters, 72"H		
CYMNT36A^@&?#	Monitor Stand, 36"W x 22"D, w/ Glass Whiteboard Back	\$10,947
CYMNT36B^@&?#	Monitor Stand, 36"W x 22"D, w/ Porcelain Whiteboard Back	\$9,092
CYMNT36C^@&?#	Monitor Stand, 36"W x 22"D, w/ Tackable Fabric Back	\$8,458
CYMNT48A^@&?#	Monitor Stand, 48"W x 22"D, w/ Glass Whiteboard Back	\$12,983
CYMNT48B^@&?#	Monitor Stand, 48"W x 22"D, w/ Porcelain Whiteboard Back	\$9,807
CYMNT48C^@&?#	Monitor Stand, 48"W x 22"D, w/ Tackable Fabric Back	\$9,428
CYMNT60A^@&?#	Monitor Stand, 60"W x 22"D, w/ Glass Whiteboard Back	\$15,098
CYMNT60B^@&?#	Monitor Stand, 60"W x 22"D, w/ Porcelain Whiteboard Back	\$10,536
CYMNT60C^@&?#	Monitor Stand, 60"W x 22"D, w/ Tackable Fabric Back	\$9,891

Tip: Monitor Stand Sizing: 36"W is designed for a 32" monitor, 48"W is designed for up to a 49" monitor, and 60"W is designed for up to a 65" monitor. Monitor not included.

Tip: Ellora power unit included. See Product Specifications.

Tip: Panel behind monitor is tackable fabric as standard.

Tip: Porcelain whiteboards are magnetic. Glass boards are not magnetic. Contact designsteam@enwork.com.

Monitor Stand Warning

- Max weight of monitor is 100 pounds.
- Monitor cannot be past front of cabinet for stability.
- No scissor mounts.

TOPS

BASES

POWER
DATASUPPORT
FURNITURE

ACCESSORIES

TABLES STEP 4 - ZORI

Notes

Zori Freestanding Single and L-Shaped Screens

US Patent: DS875,449

STEP 1 (Select Single Acrylic Screens Only)

(&) Acrylic Finish Suffix List:

C Clear	no charge
F Frosted	no charge

Warning:

Acrylic screens scratch and scuff easily. After removing protective film, immediately and carefully install the screen.

DO NOT remove protective film from acrylic screens, then stack them in a pile or against each other. Experience shows this will cause marring and scratching.

STEP 2 -

(^*) Paint Suffix List

G Storm	no charge
R Black	no charge
S Silver	no charge
T Medium Tone	no charge
W Arctic White	no charge
Z Other	+\$TBD

Tip: Some Steelcase, Miller/Knoll, Haworth, and Allsteel paints are available for \$1000 list fee per order. Call/email for availability of specific colors. Additional custom paints (e.g. Tiger Dry Lac) must be quoted through designteam@enwork.com.

STEP 3 - (Mobile Screens Only)

(!) Caster Color Suffix List:

B Black	no charge
W White with Grey Trim	no charge

STEP 3 - (Acoustic Only)

(&) Acoustic Color Suffix List:

L Light Grey	no charge
M Medium Grey	no charge
C Charcoal	no charge
Z Other	+\$TBD

STEP 4 - (Mobile Screens Only)

(@) Accent Foot Trim Suffix List:

N Standard Foot	no charge
Y Polished Aluminum Accent Trim	+\$150

STEP 5 - (Laminate Lower Only)

(#) Laminate Suffix List:

2 Formica Pecan Walnut (6996-26)	
3 Formica Millennium Oak (5887-26)	
4 Formica Scandi Rift Oak (8677-26)	
5 Formica Pale Brushstroke (6997-58)	
6 Formica Storm (912-58)	
A Formica Chelsea Maple (9238-58)	
E Formica Zen Grey (9243-58)	
F Formica Black (909-58)	
G Formica Graphite (837-58)	
H Formica Ceruse Gray Walnut (6994-26)	
K Formica Aged Ash (8844-WR)	
L Formica Formal Walnut (5782-NG)	
M Formica Classic White (9244-58)	
Q Formica Inked Oak (5792-PG)	
W Formica Brite White (459-58)	
X Formica Non-Premium (58,43, MC, SP, and NT finishes), Formica Premium (WR, 42, 77, 46, RD), Wilsonart Non-Premium (-38, -60), and Wilsonart Premium (-07, -12, -18, -28, -52, -78)	+ 15%
Z Formica Non-Premium (58,43, MC, SP, and NT finishes), Formica Premium (WR, 42, 77, 46, RD), Wilsonart Non-Premium (-38, -60), and Wilsonart Premium (-07, -12, -18, -28, -52, -78)	+ 25%

Wilsonart virtual design library Y series laminates, Wilsonart Sollicor, and Formica ColorCore2 are not included in the above upcharges.

For pricing, contact designteam@enwork.com

Product Specifications

- > Screens are made of extruded aluminum painted frames with Frosted Acrylic, acoustic, Frosted Acrylic w/ laminate lower, or acoustic w/ laminate lower panels.
- > Lower laminate portion is 29"H. Laminate grain always runs horizontal.
- > Mobile screens utilize Zori feet; non-mobile screens have low profile steel plates.
- > Polished aluminum accent foot trim is available for painted (non-polished) feet on mobile screens. See Step 4.
- > Single acrylic screens are available in clear or frosted acrylic, besides FRSA60 and FRSA60 due to acrylic sheet size. L-shaped screens are only available in frosted acrylic.

Ordering Information:

- > A freight fee of \$150 net is assessed on orders less than \$1500 net. See page 13.

Part Number	Description	List Price (US\$)
Zori Freestanding Single Screen, Full Acrylic		
FRSAA30&^	Zori Freestanding Single Screen, Acrylic, 30"W x 52"H	\$1,879
FRSAA48&^	Zori Freestanding Single Screen, Acrylic, 48"W x 52"H	\$2,368
FRSAA60^	Zori Freestanding Single Screen, Acrylic, 60"W x 52"H	\$2,382
FRSAB30&^	Zori Freestanding Single Screen, Acrylic, 30"W x 66"H	\$1,967
FRSAB48&^	Zori Freestanding Single Screen, Acrylic, 48"W x 66"H	\$2,517
FRSAB60^	Zori Freestanding Single Screen, Acrylic, 60"W x 66"H	\$2,530
Zori Freestanding Mobile Single Screen, Full Acrylic		
FRSAA30K&^!@	Zori Freestanding Mobile Single Screen, Acrylic, 30"W x 52"H	\$1,857
FRSAB30K&^!@	Zori Freestanding Mobile Single Screen, Acrylic, 30"W x 66"H	\$1,866
Zori Freestanding Single Screen, Acrylic w/ Laminate Lower		
FRSLA48&^#	Zori Freestanding Single Screen, Acrylic w/ Laminate Lower, 48"W x 52"H	\$2,156
FRSLA60&^#	Zori Freestanding Single Screen, Acrylic w/ Laminate Lower, 60"W x 52"H	\$2,497
FRSLA72&^#	Zori Freestanding Single Screen, Acrylic w/ Laminate Lower, 72"W x 52"H	\$2,692
FRSLB48&^#	Zori Freestanding Single Screen, Acrylic w/ Laminate Lower, 48"W x 66"H	\$2,318
FRSLB60&^#	Zori Freestanding Single Screen, Acrylic w/ Laminate Lower, 60"W x 66"H	\$2,804
FRSLB72&^#	Zori Freestanding Single Screen, Acrylic w/ Laminate Lower, 72"W x 66"H	\$2,852
Zori Freestanding Mobile Single Screen, Acrylic w/ Laminate Lower		
FRSLA30K&^!@#	Zori Freestanding Mobile Single Screen, Acrylic w/ Laminate Lower, 30"W x 52"H	\$1,876
FRSLB30K&^!@#	Zori Freestanding Mobile Single Screen, Acrylic w/ Laminate Lower, 30"W x 66"H	\$1,951
Zori Freestanding Single Screen, Full Acoustic		
FRSTA30^&	Zori Freestanding Single Screen, Acoustic, 30"W x 52"H	\$2,109
FRSTA48^&	Zori Freestanding Single Screen, Acoustic, 48"W x 52"H	\$2,295
FRSTB30^&	Zori Freestanding Single Screen, Acoustic, 30"W x 66"H	\$2,152
FRSTB48^&	Zori Freestanding Single Screen, Acoustic, 48"W x 66"H	\$2,338
Zori Freestanding Mobile Single Screen, Full Acoustic		
FRSTA30K^!@&	Zori Freestanding Mobile Single Screen, Acoustic, 30"W x 52"H	\$2,090
FRSTB30K^!@&	Zori Freestanding Mobile Single Screen, Acoustic, 30"W x 66"H	\$2,204
Zori Freestanding Single Screen, Acoustic w/ Laminate Lower, 52"H		
FRSMA48^&#	Zori Freestanding Single Screen, Acoustic w/ Laminate Lower, 48"W x 52"H	\$2,167
FRSMA60^&#	Zori Freestanding Single Screen, Acoustic w/ Laminate Lower, 60"W x 52"H	\$2,459
FRSMA72^&#	Zori Freestanding Single Screen, Acoustic w/ Laminate Lower, 72"W x 52"H	\$2,496
FRSMB48^&#	Zori Freestanding Single Screen, Acoustic w/ Laminate Lower, 48"W x 66"H	\$2,194
FRSMB60^&#	Zori Freestanding Single Screen, Acoustic w/ Laminate Lower, 60"W x 66"H	\$2,941
FRSMB72^&#	Zori Freestanding Single Screen, Acoustic w/ Laminate Lower, 72"W x 66"H	\$3,050
Zori Freestanding Mobile Single Screen, Acoustic with Laminate Lower		
FRSMA30K^!@&#	Zori Freestanding Mobile Single Screen, Acoustic w/ Laminate Lower, 30"W x 52"H	\$1,687
FRSMB30K^!@&#	Zori Freestanding Mobile Single Screen, Acoustic w/ Laminate Lower, 30"W x 66"H	\$1,763

Part Number	Description	List Price (US\$)
Zori Freestanding L-Shaped Screen, Full Frosted Acrylic, 52"H		
FRLAA2448^	Zori Freestanding L-Shaped Screen, Frosted Acrylic, 24"D x 48"W x 52"H	\$3,909
FRLAA2460^	Zori Freestanding L-Shaped Screen, Frosted Acrylic, 24"D x 60"W x 52"H	\$3,918
FRLAA3048^	Zori Freestanding L-Shaped Screen, Frosted Acrylic, 30"D x 48"W x 52"H	\$4,128
FRLAA3060^	Zori Freestanding L-Shaped Screen, Frosted Acrylic, 30"D x 60"W x 52"H	\$4,059
Zori Freestanding L-Shaped Screen, Frosted Acrylic w/ Laminate Lower, 52"H		
FRLLA2448^#	Zori Freestanding L-Shaped Screen, Frosted Acrylic w/ Laminate Lower, 24"D x 48"W x 52"H	\$3,453
FRLLA2460^#	Zori Freestanding L-Shaped Screen, Frosted Acrylic w/ Laminate Lower, 24"D x 60"W x 52"H	\$3,504
FRLLA2472^#	Zori Freestanding L-Shaped Screen, Frosted Acrylic w/ Laminate Lower, 24"D x 72"W x 52"H	\$3,683
FRLLA3048^#	Zori Freestanding L-Shaped Screen, Frosted Acrylic w/ Laminate Lower, 30"D x 48"W x 52"H	\$3,719
FRLLA3060^#	Zori Freestanding L-Shaped Screen, Frosted Acrylic w/ Laminate Lower, 30"D x 60"W x 52"H	\$3,749
FRLLA3072^#	Zori Freestanding L-Shaped Screen, Frosted Acrylic w/ Laminate Lower, 30"D x 72"W x 52"H	\$4,375
Zori Freestanding L-Shaped Screen, Full Acoustic, 52"H		
FRLTA2448^&	Zori Freestanding L-Shaped Screen, Acoustic, 24"D x 48"W x 52"H	\$3,981
FRLTA3048^&	Zori Freestanding L-Shaped Screen, Acoustic, 30"D x 48"W x 52"H	\$4,312
Zori Freestanding L-Shaped Screen, Acoustic w/ Laminate Lower, 52"H		
FRLMA2448^&#	Zori Freestanding L-Shaped Screen, Acoustic w/ Laminate Lower, 24"D x 48"W x 52"H	\$3,830
FRLMA2460^&#	Zori Freestanding L-Shaped Screen, Acoustic w/ Laminate Lower, 24"D x 60"W x 52"H	\$3,889
FRLMA2472^&#	Zori Freestanding L-Shaped Screen, Acoustic w/ Laminate Lower, 24"D x 72"W x 52"H	\$4,119
FRLMA3048^&#	Zori Freestanding L-Shaped Screen, Acoustic w/ Laminate Lower, 30"D x 48"W x 52"H	\$4,039
FRLMA3060^&#	Zori Freestanding L-Shaped Screen, Acoustic w/ Laminate Lower, 30"D x 60"W x 52"H	\$4,097
FRLMA3072^&#	Zori Freestanding L-Shaped Screen, Acoustic w/ Laminate Lower, 30"D x 72"W x 52"H	\$4,224
Zori Freestanding L-Shaped Screen, Full Frosted Acrylic, 66"H		
FRLAB2448^	Zori Freestanding L-Shaped Screen, Frosted Acrylic, 24"D x 48"W x 66"H	\$4,097
FRLAB2460^	Zori Freestanding L-Shaped Screen, Frosted Acrylic, 24"D x 60"W x 66"H	\$4,117
FRLAB3048^	Zori Freestanding L-Shaped Screen, Frosted Acrylic, 30"D x 48"W x 66"H	\$4,348
FRLAB3060^	Zori Freestanding L-Shaped Screen, Frosted Acrylic, 30"D x 60"W x 66"H	\$4,410
Zori Freestanding L-Shaped Screen, Frosted Acrylic w/ Laminate Lower, 66"H		
FRLLB2448^#	Zori Freestanding L-Shaped Screen, Frosted Acrylic w/ Laminate Lower, 24"D x 48"W x 66"H	\$3,830
FRLLB2460^#	Zori Freestanding L-Shaped Screen, Frosted Acrylic w/ Laminate Lower, 24"D x 60"W x 66"H	\$3,856
FRLLB2472^#	Zori Freestanding L-Shaped Screen, Frosted Acrylic w/ Laminate Lower, 24"D x 72"W x 66"H	\$4,060
FRLLB3048^#	Zori Freestanding L-Shaped Screen, Frosted Acrylic w/ Laminate Lower, 30"D x 48"W x 66"H	\$4,060
FRLLB3060^#	Zori Freestanding L-Shaped Screen, Frosted Acrylic w/ Laminate Lower, 30"D x 60"W x 66"H	\$4,079
FRLLB3072^#	Zori Freestanding L-Shaped Screen, Frosted Acrylic w/ Laminate Lower, 30"D x 72"W x 66"H	\$4,805
Zori Freestanding L-Shaped Screen, Full Acoustic, 66"H		
FRLTB2448^&	Zori Freestanding L-Shaped Screen, Acoustic, 24"D x 48"W x 66"H	\$4,073
FRLTB3048^&	Zori Freestanding L-Shaped Screen, Acoustic, 30"D x 48"W x 66"H	\$4,402
Zori Freestanding L-Shaped Screen, Acoustic w/ Laminate Lower, 66"H		
FRLMB2448^&#	Zori Freestanding L-Shaped Screen, Acoustic w/ Laminate Lower, 24"D x 48"W x 66"H	\$3,910
FRLMB2460^&#	Zori Freestanding L-Shaped Screen, Acoustic w/ Laminate Lower, 24"D x 60"W x 66"H	\$3,943
FRLMB2472^&#	Zori Freestanding L-Shaped Screen, Acoustic w/ Laminate Lower, 24"D x 72"W x 66"H	\$4,194
FRLMB3048^&#	Zori Freestanding L-Shaped Screen, Acoustic w/ Laminate Lower, 30"D x 48"W x 66"H	\$4,076
FRLMB3060^&#	Zori Freestanding L-Shaped Screen, Acoustic w/ Laminate Lower, 30"D x 60"W x 66"H	\$4,277
FRLMB3072^&#	Zori Freestanding L-Shaped Screen, Acoustic w/ Laminate Lower, 30"D x 72"W x 66"H	\$4,455

TOPS

BASES

POWER
DATASUPPORT
FURNITURE

ACCESSORIES

TABLES STEP 4 - ZORI

Zori Freestanding Single Screen
Frosted Acrylic with Laminate LowerZori Freestanding Mobile Single Screen
Non-Segmented AcrylicZori Freestanding L-Shaped Screen
Frosted Acrylic with Laminate Lower

Zori Freestanding T-Shaped Screens

STEP 1 -

(^) Paint Suffix List

G Storm	no charge
R Black	no charge
S Silver	no charge
T Medium Tone	no charge
W Arctic White	no charge
Z Other	+\$TBD

Tip: Some Steelcase, Miller/Knoll, Haworth, and Allsteel paints are available for \$1000 list fee per order. Call/email for availability of specific colors. Additional custom paints (e.g. Tiger Dry Lac) must be quoted through designteam@enwork.com.

STEP 2 - (Acoustic Only)

(&) Acoustic Color Suffix List:

L Light Grey	no charge
M Medium Grey	no charge
C Charcoal	no charge
Z Other	+\$TBD

STEP 3 - (Laminate Lower Only)

(#) Laminate Suffix List:

2 Formica Pecan Walnut (6996-26)	
3 Formica Millennium Oak (5887-26)	
4 Formica Scandi Rift Oak (8677-26)	
5 Formica Pale Brushstroke (6997-58)	
6 Formica Storm (912-58)	
A Formica Chelsea Maple (9243-58)	
E Formica Zen Grey (9243-58)	
F Formica Black (909-58)	
G Formica Graphite (837-58)	
H Formica Ceruse Gray Walnut (6994-26)	
K Formica Aged Ash (8844-WR)	
L Formica Formal Walnut (5782-NG)	
M Formica Classic White (9244-58)	
Q Formica Inked Oak (5792-PG)	
W Formica Brite White (459-58)	
X Formica Non-Premium (58,43, MC, SP, and NT finishes), Formica Premium (WR, 42, 77, 46, RD), Wilsonart Non-Premium (-38, -60), and Wilsonart Premium (-07, -12, -18, -28, -52, -78)	+ 15%

Wilsonart virtual design library Y series laminates, Wilsonart Solicolor, and Formica ColorCore2 are not included in the above upcharges.

For pricing, contact designteam@enwork.com

Warning:

Acrylic screens scratch and scuff easily. After removing protective film, immediately and carefully install the screen.

DO NOT remove protective film from acrylic screens, then stack them in a pile or against each other. Experience shows this will cause marring and scratching.

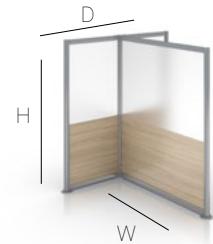
Product Specifications

- > Screens are made of extruded aluminum painted frames with Frosted Acrylic, acoustic, frosted acrylic w/ laminate lower, or acoustic w/ laminate lower panels.
- > Lower laminate portion is 29"H. Laminate grain always runs horizontal.

Ordering Information:

- > A freight fee of \$150 net is assessed on orders less than \$1500 net. See page 13

US Patent: DS875,449



Part Number	Description	List Price (US\$)
Zori Freestanding T-Shaped Screen, Full Frosted Acrylic, 52"H		
FREAA4848^	Zori Freestanding T-Shaped Screen, Frosted Acrylic, 48"D x 48"W x 52"H	\$4,864
FREAA4860^	Zori Freestanding T-Shaped Screen, Frosted Acrylic, 48"D x 60"W x 52"H	\$4,876
FREAA6048^	Zori Freestanding T-Shaped Screen, Frosted Acrylic, 60"D x 48"W x 52"H	\$4,873
FREAA6060^	Zori Freestanding T-Shaped Screen, Frosted Acrylic, 60"D x 60"W x 52"H	\$4,908
Zori Freestanding T-Shaped Screen, Frosted Acrylic w/ Laminate Lower, 52"H		
FRELA4848^#	Zori Freestanding T-Shaped Screen, Frosted Acrylic w/ Laminate Lower, 48"D x 48"W x 52"H	\$4,409
FRELA4860^#	Zori Freestanding T-Shaped Screen, Frosted Acrylic w/ Laminate Lower, 48"D x 60"W x 52"H	\$4,789
FRELA4872^#	Zori Freestanding T-Shaped Screen, Frosted Acrylic w/ Laminate Lower, 48"D x 72"W x 52"H	\$5,143
FRELA6048^#	Zori Freestanding T-Shaped Screen, Frosted Acrylic w/ Laminate Lower, 60"D x 48"W x 52"H	\$4,774
FRELA6060^#	Zori Freestanding T-Shaped Screen, Frosted Acrylic w/ Laminate Lower, 60"D x 60"W x 52"H	\$5,090
FRELA6072^#	Zori Freestanding T-Shaped Screen, Frosted Acrylic w/ Laminate Lower, 60"D x 72"W x 52"H	\$5,174
Zori Freestanding T-Shaped Screen, Full Acoustic, 52"H		
FRETA4848^&	Zori Freestanding T-Shaped Screen, Acoustic, 48"D x 48"W x 52"H	\$4,743
Zori Freestanding T-Shaped Screen, Acoustic w/ Laminate Lower, 52"H		
FREMA4848^&#	Zori Freestanding T-Shaped Screen, Acoustic w/ Laminate Lower, 48"D x 48"W x 52"H	\$4,440
FREMA4860^&#	Zori Freestanding T-Shaped Screen, Acoustic w/ Laminate Lower, 48"D x 60"W x 52"H	\$4,685
FREMA4872^&#	Zori Freestanding T-Shaped Screen, Acoustic w/ Laminate Lower, 48"D x 72"W x 52"H	\$4,821
FREMA6048^&#	Zori Freestanding T-Shaped Screen, Acoustic w/ Laminate Lower, 60"D x 48"W x 52"H	\$4,634
FREMA6060^&#	Zori Freestanding T-Shaped Screen, Acoustic w/ Laminate Lower, 60"D x 60"W x 52"H	\$4,847
FREMA6072^&#	Zori Freestanding T-Shaped Screen, Acoustic w/ Laminate Lower, 60"D x 72"W x 52"H	\$4,945



Zori Freestanding T-Shaped Screen
Frosted Acrylic with Laminate Lower

TOPS

BASES

POWER
DATASUPPORT
FURNITURE

ACCESSORIES

TABLES STEP 4 - ZORI

Part Number	Description	List Price (US\$)
Zori Freestanding T-Shaped Screen, Full Frosted Acrylic, 66"H		
FREAB4848^	Zori Freestanding T-Shaped Screen, Frosted Acrylic, 48"D x 48"W x 66"H	\$5,224
FREAB4860^	Zori Freestanding T-Shaped Screen, Frosted Acrylic, 48"D x 60"W x 66"H	\$5,211
FREAB6048^	Zori Freestanding T-Shaped Screen, Frosted Acrylic, 60"D x 48"W x 66"H	\$5,218
FREAB6060^	Zori Freestanding T-Shaped Screen, Frosted Acrylic, 60"D x 60"W x 66"H	\$5,268
Zori Freestanding T-Shaped Screen, Frosted Acrylic w/ Laminate Lower, 66"H		
FRELB4848^#	Zori Freestanding T-Shaped Screen, Frosted Acrylic w/ Laminate Lower, 48"D x 48"W x 66"H	\$4,789
FRELB4860^#	Zori Freestanding T-Shaped Screen, Frosted Acrylic w/ Laminate Lower, 48"D x 60"W x 66"H	\$5,348
FRELB4872^#	Zori Freestanding T-Shaped Screen, Frosted Acrylic w/ Laminate Lower, 48"D x 72"W x 66"H	\$5,510
FRELB6048^#	Zori Freestanding T-Shaped Screen, Frosted Acrylic w/ Laminate Lower, 60"D x 48"W x 66"H	\$5,334
FRELB6060^#	Zori Freestanding T-Shaped Screen, Frosted Acrylic w/ Laminate Lower, 60"D x 60"W x 66"H	\$5,482
FRELB6072^#	Zori Freestanding T-Shaped Screen, Frosted Acrylic w/ Laminate Lower, 60"D x 72"W x 66"H	\$6,188
Zori Freestanding T-Shaped Screen, Full Acoustic, 66"H		
FRETB4848^&	Zori Freestanding T-Shaped Screen, Acoustic, 48"D x 48"W x 66"H	\$4,749
Zori Freestanding T-Shaped Screen, Acoustic w/ Laminate Lower, 66"H		
FREMB4848^&#	Zori Freestanding T-Shaped Screen, Acoustic w/ Laminate Lower, 48"D x 48"W x 66"H	\$4,459
FREMB4860^&#	Zori Freestanding T-Shaped Screen, Acoustic w/ Laminate Lower, 48"D x 60"W x 66"H	\$5,133
FREMB4872^&#	Zori Freestanding T-Shaped Screen, Acoustic w/ Laminate Lower, 48"D x 72"W x 66"H	\$5,284
FREMB6048^&#	Zori Freestanding T-Shaped Screen, Acoustic w/ Laminate Lower, 60"D x 48"W x 66"H	\$5,081
FREMB6060^&#	Zori Freestanding T-Shaped Screen, Acoustic w/ Laminate Lower, 60"D x 60"W x 66"H	\$5,888
FREMB6072^&#	Zori Freestanding T-Shaped Screen, Acoustic w/ Laminate Lower, 60"D x 72"W x 66"H	\$5,979

Privacy Screens/Modesty Panels

STEP 1 - Laminate Pac-Man, All-in-One Privacy/Modesty, and Clamp Screen Only

(#) Laminate Suffix List:

- 2 Formica Pecan Walnut (6996-26)
- 3 Formica Millennium Oak (5887-26)
- 4 Formica Scandi Rift Oak (8677-26)
- 5 Formica Pale Brushstroke (6997-58)
- 6 Formica Storm (912-58)
- A Formica Chelsea Maple (9238-58)
- E Formica Zen Grey (9243-58)
- F Formica Black (909-58)
- G Formica Graphite (837-58)
- H Formica Ceruse Gray Walnut (6994-26)
- K Formica Aged Ash (8844-WR)
- L Formica Formal Walnut (5782-NG)
- M Formica Classic White (9244-58)
- Q Formica Inked Oak (5792-PG)
- W Formica Brite White (459-58)
- X Formica Non-Premium (includes 58,43, MC, SP, and NT finishes) and Wilsonart Premium (-07, -12, -18, -28, -52, -78) laminates. + 35%

Wilsonart virtual design library Y series laminates, Wilsonart Solicolor, and Formica ColorCore2 are not included in the above upcharges.

For pricing, contact designteam@enwork.com

STEP 1 - Tackable Fabrics

(?) Fabric Suffix List:

Free form fabric selection. Choose from Camira Era, Rivet, Manhattan, Carlow, or Lucia fabrics.

Tip: To view fabric colors or to order samples go to www.camirafabrics.com/us.

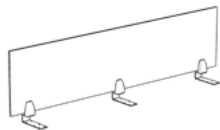
Tip: For COM yardage, see page 16.

Product Specifications

- > Clamp Privacy Screens and Modesty Panels 42"W and smaller include two clamps, 48"W and wider include three clamps.
- > Clamp screen clamps are silver in color.

Ordering Information:

- > Clamp privacy screens 36"-72"W and Modesty Panels are screwed to the underside of the worksurface.
- > Clamp screens 24"-30"W are designed for side-to-side privacy and screw to the underside of the worksurface front edge (only). Knob attachment is available, email designteam@enwork.com
- > For COM yardage, see page 16.
- > **A freight fee of \$150 net is assessed on orders less than \$1500 net. See page 13.**



Part Number	Description	List Price (US\$)
-------------	-------------	-------------------

Clamp Frosted Acrylic Privacy Screen, 13"H x .25" thick

FLPA24	Frosted Acrylic Clamp Privacy Screen, 24"W	\$295
FLPA30	Frosted Acrylic Clamp Privacy Screen, 30"W	\$311
FLPA36	Frosted Acrylic Clamp Privacy Screen, 36"W	\$350
FLPA42	Frosted Acrylic Clamp Privacy Screen, 42"W	\$364
FLPA48	Frosted Acrylic Clamp Privacy Screen, 48"W	\$474
FLPA54	Frosted Acrylic Clamp Privacy Screen, 54"W	\$489
FLPA60	Frosted Acrylic Clamp Privacy Screen, 60"W	\$503
FLPA66	Frosted Acrylic Clamp Privacy Screen, 66"W	\$521
FLPA72	Frosted Acrylic Clamp Privacy Screen, 72"W	\$534

Clamp Laminate Privacy Screen, 13"H x .5" thick

FLPL24#	Laminate Clamp Privacy Screen, 24"W	\$368
FLPL30#	Laminate Clamp Privacy Screen, 30"W	\$388
FLPL36#	Laminate Clamp Privacy Screen, 36"W	\$431
FLPL42#	Laminate Clamp Privacy Screen, 42"W	\$463
FLPL48#	Laminate Clamp Privacy Screen, 48"W	\$554
FLPL54#	Laminate Clamp Privacy Screen, 54"W	\$599
FLPL60#	Laminate Clamp Privacy Screen, 60"W	\$599
FLPL66#	Laminate Clamp Privacy Screen, 66"W	\$631
FLPL72#	Laminate Clamp Privacy Screen, 72"W	\$631

Clamp Whiteboard Privacy Screen, 13"H x .5" thick

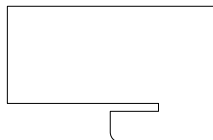
FLPW24	Whiteboard Clamp Privacy Screen, 24"W	\$392
FLPW30	Whiteboard Clamp Privacy Screen, 30"W	\$420
FLPW36	Whiteboard Clamp Privacy Screen, 36"W	\$470
FLPW42	Whiteboard Clamp Privacy Screen, 42"W	\$516
FLPW48	Whiteboard Clamp Privacy Screen, 48"W	\$602
FLPW54	Whiteboard Clamp Privacy Screen, 54"W	\$664
FLPW60	Whiteboard Clamp Privacy Screen, 60"W	\$664
FLPW66	Whiteboard Clamp Privacy Screen, 66"W	\$707
FLPW72	Whiteboard Clamp Privacy Screen, 72"W	\$707

Clamp Tackable Fabric Privacy Screen, 13"H x .5" thick

FLPF24?	Tackable Fabric Clamp Privacy Screen, 24"W	\$579
FLPF30?	Tackable Fabric Clamp Privacy Screen, 30"W	\$583
FLPF36?	Tackable Fabric Clamp Privacy Screen, 36"W	\$628
FLPF42?	Tackable Fabric Clamp Privacy Screen, 42"W	\$661
FLPF48?	Tackable Fabric Clamp Privacy Screen, 48"W	\$662
FLPF54?	Tackable Fabric Clamp Privacy Screen, 54"W	\$782
FLPF60?	Tackable Fabric Clamp Privacy Screen, 60"W	\$883
FLPF66?	Tackable Fabric Clamp Privacy Screen, 66"W	\$899
FLPF72?	Tackable Fabric Clamp Privacy Screen, 72"W	\$904

Pac-Man Universal Privacy Screens, Brackets included, 19"H x 30"D

UPM#	Laminate Pac-Man Privacy Screen	\$513
UPM2	Frosted Acrylic Pac-Man Privacy Screen	\$459



Tip: 30"D Divider covers 22" of worksurface and hangs 8" off. 13" of screen is above worksurface, 4 3/4" below worksurface.
Tip: Fits all 1 1/8" - 1 1/4" thick worksurfaces

TOPS

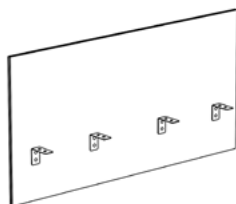
BASES

POWER
DATASUPPORT
FURNITURE

ACCESSORIES

STEP 5 - ACCESSORIES

Part Number	Description	List Price (US\$)
-------------	-------------	-------------------


All-in-One Privacy/Modesty Screen, Double-Sided Lam, .75" thick, 30"H (undersized for height-adjustable tables)

UG48#	Laminate Desk Mounted Privacy/Modesty Screen, 48"W (actual 46 7/8")	\$443
UG60#	Laminate Desk Mounted Privacy/Modesty Screen, 60"W (actual 58 7/8")	\$544
UG72#	Laminate Desk Mounted Privacy/Modesty Screen, 72"W (actual 70 7/8")	\$633

Tip: Screen attaches to bottom of worksurface and sits behind surface. Screen is 13" above surface and 16" below surface.

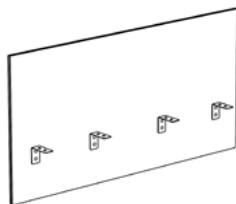
Tackboards for Laminate All-in-One Privacy/Modesty Screens

UG48T?	Tackboard for use with UG48 Screen	\$238
UG60T?	Tackboard for use with UG60 Screen	\$278
UG72T?	Tackboard for use with UG72 Screen	\$330

Tip: Sits above worksurface and faces user.

Tip: Tackboard is .75" thick.

Tip: Not intended for use on Frosted Acrylic All-in-One Privacy/Modesty Screen.


All-in-One Privacy/Modesty Screen, Frosted Acrylic, 23"H (undersized for height-adjustable tables)

UGAC48	Frosted Acrylic Desk Mounted Privacy/Modesty 48"W (actual 46 7/8")	\$785
UGAC60	Frosted Acrylic Desk Mounted Privacy/Modesty 60"W (actual 58 7/8")	\$1,010
UGAC72	Frosted Acrylic Desk Mounted Privacy/Modesty 72"W (actual 70 7/8")	\$1,165


All-in-One Privacy/Modesty Screen, Tackable Fabric, 23"H (undersized for height-adjustable tables)

UGTF2348B?	Tackable Fabric Desk Mounted Privacy/Modesty 48"W (actual 46 7/8")	\$791
UGTF2360B?	Tackable Fabric Desk Mounted Privacy/Modesty 60"W (actual 58 7/8")	\$1,009
UGTF2372B?	Tackable Fabric Desk Mounted Privacy/Modesty 72"W (actual 70 7/8")	\$1,226

Tip: Screen attaches to bottom of worksurface and sits behind surface. Screen is 13" above surface and 9" below surface.

Tip: Designed for use with height-adjustable bases.

All-in-One Privacy/Modesty Screen, Tackable Fabric, 30"H (undersized for height-adjustable tables)

UGTF3048B?	Tackable Fabric Desk Mounted Privacy/Modesty 48"W (actual 46 7/8")	\$1,037
UGTF3060B?	Tackable Fabric Desk Mounted Privacy/Modesty 60"W (actual 58 7/8")	\$1,145
UGTF3072B?	Tackable Fabric Desk Mounted Privacy/Modesty 72"W (actual 70 7/8")	\$1,486

Tip: Screen attaches to bottom of worksurface and sits behind surface. Screen is 18" above surface and 11" below surface.

Tip: Designed for use with height-adjustable bases.

All-in-One Screens

STEP 1 - Laminate

(#) Laminate Suffix List:

- 2 Formica Pecan Walnut (6996-26)
- 3 Formica Millennium Oak (5887-26)
- 4 Formica Scandi Rift Oak (8677-26)
- 5 Formica Pale Brushstroke (6997-58)
- 6 Formica Storm (912-58)
- A Formica Chelsea Maple (9238-58)
- E Formica Zen Grey (9243-58)
- F Formica Black (909-58)
- G Formica Graphite (837-58)
- H Formica Ceruse Gray Walnut (6994-26)
- K Formica Aged Ash (8844-WR)
- L Formica Formal Walnut (5782-NG)
- M Formica Classic White (9244-58)
- Q Formica Inked Oak (5792-PG)
- W Formica Brite White (459-58)
- X Formica Non-Premium (includes + 35%
58,43, MC, SP, and NT finishes) and
Wilsonart Premium (-07, -12, -18, -28, -
52, -78) laminates.

Wilsonart virtual design library Y series laminates,
Wilsonart Solicolor, and Formica ColorCore2 are not
included in the above upcharges.

For pricing, contact designteam@enwork.com

STEP 1 - Tackable Fabrics

(?) Fabric Suffix List:

Free form fabric selection. Choose from
Camira Era, Carlow, Manhattan, Rivet
or Lucia fabrics.

Tip: To view fabric colors or to order samples
go to www.camirafabrics.com/us.

STEP 1 - (Acoustic Only)

(&) Acoustic Color Suffix List:

- L Light Grey no charge
- M Medium Grey no charge
- C Charcoal no charge
- Z Other +\$TBD

Warning:

Acrylic screens scratch and scuff easily.
After removing protective film, immediately and
carefully install the screen.

DO NOT remove protective film from acrylic screens,
then stack them in a pile or against each other.
Experience shows this will cause maring and scratching.

Product Specifications

- > Laminate screens are 40"H with 16" below worksurface and 24" above. All other screens are 35"H with 24" above the worksurface and 11" below.
- > Widths on screens are undersized 1-1/8" to fit on Enwork height adjustable tables. If not using Enwork tops, contact designteam@enwork.com to confirm sizing.
- > Screen attaches to bottom of worksurface and sits behind surface.

Ordering Information:

- > A freight fee of \$150 net is assessed on orders less than \$1500 net. See page 13.



Part Number	Description	List Price (US\$)
-------------	-------------	-------------------

All-In-One Privacy/Modesty Screen, Double-Sided Laminate, .75" thick, 40"H (undersized for height-adjustable tables)

UG4048#	Laminate Desk Mounted Privacy/Modesty Screen, 48"W (actual 46 7/8")	\$660
UG4060#	Laminate Desk Mounted Privacy/Modesty Screen, 60"W (actual 58 7/8")	\$748
UG4072#	Laminate Desk Mounted Privacy/Modesty Screen, 72"W (actual 70 7/8")	\$892

Tip: Screen attached to bottom of worksurface and sits behind surface.
Screen is 24" above surface and 16" below surface.

All-In-One Privacy/Modesty Screen, Frosted Acrylic, 35"H (undersized for height-adjustable tables)

UGAC3548	Frosted Acrylic Desk Mounted Privacy/Modesty 48"W (actual 46 7/8")	\$837
UGAC3560	Frosted Acrylic Desk Mounted Privacy/Modesty 60"W (actual 58 7/8")	\$1,009
UGAC3572	Frosted Acrylic Desk Mounted Privacy/Modesty 72"W (actual 70 7/8")	\$1,297

Tip : Screen attaches to bottom of worksurface and sits behind surface.
Screen is 24" above surface and 11" below surface.

All-In-One Privacy/Modesty Screen, Tackable Fabric, 35"H (undersized for height-adjustable tables)

UGTF3548B?	Tackable Fabric Desk Mounted Privacy/Modesty 48"W (actual 46 7/8")	\$1,219
UGTF3560B?	Tackable Fabric Desk Mounted Privacy/Modesty 60"W (actual 58 7/8")	\$1,316
UGTF3572B?	Tackable Fabric Desk Mounted Privacy/Modesty 72"W (actual 70 7/8")	\$1,471

Tip : Screen attaches to bottom of worksurface and sits behind surface.
Screen is 24" above surface and 11" below surface.

All-in-One Privacy/Modesty Screen, Acoustic, 35"H (undersized for height-adjustable tables)

UGSS3548&	Acoustic Desk Mounted Privacy/Modesty 48"W (actual 46 7/8")	\$826
UGSS3560&	Acoustic Desk Mounted Privacy/Modesty 60"W (actual 58 7/8")	\$1,185
UGSS3572&	Acoustic Desk Mounted Privacy/Modesty 72"W (actual 70 7/8")	\$1,185

Tip : Screen attaches to bottom of worksurface and sits behind surface.
Screen is 24" above surface and 11" below surface.

TOPS

BASES

POWER
DATASUPPORT
FURNITURE

ACCESSORIES

TABLES STEP 5 - ACCESSORIES

Notes

Modesty Panels

STEP 1 - Steel Modesty

(*) Paint Suffix List

G Storm
R Black
S Silver
T Medium Tone
W Arctic White
Z Other

TBD

Tip: Some Steelcase, Miller/Knoll, Haworth, and Allsteel paints are available for \$500 list fee per order.

Call/email for availability of specific colors. Additional custom paints (e.g. Tiger Dry Lac) must be quoted through designteam@enwork.com.

STEP 1 - Tackable Fabrics

(?) Fabric Suffix List:

Free form fabric selection. Choose from Camira Era, Rivet, Manhattan, Carlow, or Lucia fabrics.

Tip: To view fabric colors or to order samples go to www.camirafabrics.com/us.

Tip: For COM yardage, see page 16.

(#) Laminate Suffix List:

2 Formica Pecan Walnut (6996-26)
3 Formica Millennium Oak (5887-26)
4 Formica Scandi Rift Oak (8677-26)
5 Formica Pale Brushstroke (6997-58)
6 Formica Storm (912-58)
A Formica Chelsea Maple (9238-58)
E Formica Zen Grey (9243-58)
F Formica Black (909-58)
G Formica Graphite (837-58)
H Formica Ceruse Gray Walnut (6994-26)
K Formica Aged Ash (8844-WR)
L Formica Formal Walnut (5782-NG)
M Formica Classic White (9244-58)
Q Formica Inked Oak (5792-PG)
W Formica Brite White (459-58)
X Formica Non-Premium (58,43, MC, SP, and NT finishes), Formica Premium (WR, 42, 77, 46, RD), Wilsonart Non-Premium (-38, -60), and Wilsonart Premium (-07, -12, -18, -28, -52, -78)

Wilsonart virtual design library Y series laminates, Wilsonart Soligor, and Formica ColorCore2 are not included in the above upcharges.

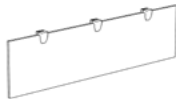
For pricing, contact designteam@enwork.com

Product Specifications:

> Clamp modesty panel clamps are silver in color.

Ordering Information:

> A freight fee of \$150 net is assessed on orders less than \$1500 net. See page 13.



Part Number	Description	List Price (US\$)
-------------	-------------	-------------------

Clamp Modesty Panel, Frosted Acrylic, 13"H x .25" thick

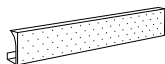
FDMA48	Frosted Acrylic Clamp Modesty Panel, 48"W	\$401
FDMA54	Frosted Acrylic Clamp Modesty Panel, 54"W	\$418
FDMA60	Frosted Acrylic Clamp Modesty Panel, 60"W	\$432
FDMA66	Frosted Acrylic Clamp Modesty Panel, 66"W	\$450
FDMA72	Frosted Acrylic Clamp Modesty Panel, 72"W	\$463

Clamp Modesty Panel, Fabric, 13"H x .5" thick

FDMF48?	Fabric Clamp Modesty Panel, 48"W	\$630
FDMF54?	Fabric Clamp Modesty Panel, 54"W	\$711
FDMF60?	Fabric Clamp Modesty Panel, 60"W	\$812
FDMF66?	Fabric Clamp Modesty Panel, 66"W	\$828
FDMF72?	Fabric Clamp Modesty Panel, 72"W	\$891

Fixed Modesty Panel, Laminate, 13"H x .75" thick

FDML48#	Laminate Modesty Panel, 48"W	\$503
FDML54#	Laminate Modesty Panel, 54"W	\$553
FDML60#	Laminate Modesty Panel, 60"W	\$553
FDML66#	Laminate Modesty Panel, 66"W	\$581
FDML72#	Laminate Modesty Panel, 72"W	\$581



Fixed Modesty Panels - Perforated Metal with Trough, 9.5" H

AMPT30^	Perforated Modesty Panel, 30" W	\$280
AMPT36^	Perforated Modesty Panel, 36" W	\$285
AMPT42^	Perforated Modesty Panel, 42" W	\$303
AMPT48^	Perforated Modesty Panel, 48" W	\$307
AMPT54^	Perforated Modesty Panel, 54" W	\$336
AMPT60^	Perforated Modesty Panel, 60" W	\$346
AMPT66^	Perforated Modesty Panel, 66" W	\$352
AMPT72^	Perforated Modesty Panel, 72" W	\$468

Tip: Dimensions are actual. If installing between two legs, then purchase a 12" smaller size. If installing behind two legs, then purchase size to match worksurface.

Tip: Freestanding Straights have radiused (2.5") corners. Plan accordingly.

Product Specifications:

- > 30°D flip Zori or Sensation bases require modesty 12" narrower than the width of the top. Failure to do so will result in modesty hitting foot. Alternatively a 7"H modesty is available, contact designteam@enwork.com.
- > Ritz bases require modesty 12" narrower than top width to avoid legs.
- > Worksurfaces for height adjustable tables are 1 1/8" less wide than nominal. Contact designteam@enwork.com for this application.
- > Laminate pivoting modesty panels are 3/8" thick.

Ordering Information:


- > A freight fee of \$150 net is assessed on orders less than \$1500 net. See page 13.

Part Number	Description	List Price (US\$)
-------------	-------------	-------------------

**Universal Pivoting Modesty Panel - Mesh, with Wire Management Pocket, 10" H, black**


AMPM36	Mesh Modesty Panel, 36"W	\$434
AMPM42	Mesh Modesty Panel, 42"W	\$446
AMPM48	Mesh Modesty Panel, 48"W	\$457
AMPM54	Mesh Modesty Panel, 54"W	\$464
AMPM60	Mesh Modesty Panel, 60"W	\$471
AMPM66	Mesh Modesty Panel, 66"W	\$519
AMPM72	Mesh Modesty Panel, 72"W	\$519

Tip: For use on Flip or Fixed tables.

**Universal Pivoting Modesty Panels – Frosted Acrylic, 9.5"H**

LGBMB36	Frosted Acrylic Modesty Panel, 36"W	\$432
LGBMB42	Frosted Acrylic Modesty Panel, 42"W	\$453
LGBMB48	Frosted Acrylic Modesty Panel, 48"W	\$482
LGBMB54	Frosted Acrylic Modesty Panel, 54"W	\$491
LGBMB60	Frosted Acrylic Modesty Panel, 60"W	\$498
LGBMB66	Frosted Acrylic Modesty Panel, 66"W	\$510
LGBMB72	Frosted Acrylic Modesty Panel, 72"W	\$510
LGBMB96	Frosted Acrylic Modesty Panel, 96"W	\$743

Tip: For use on Flip or Fixed tables.

**Universal Pivoting Modesty Panels – Perforated Steel, 9.5"H**

LGBMC42^	Perforated Modesty Panel, 42"W	\$408
LGBMC48^	Perforated Modesty Panel, 48"W	\$415
LGBMC54^	Perforated Modesty Panel, 54"W	\$421
LGBMC60^	Perforated Modesty Panel, 60"W	\$497
LGBMC66^	Perforated Modesty Panel, 66"W	\$529
LGBMC72^	Perforated Modesty Panel, 72"W	\$560

Tip: For use on Flip or Fixed tables.

**Universal Pivoting Modesty Panels – Laminate, 9.5"H**

AMPL36#	Laminate Modesty Panel, 36"W	\$312
AMPL42#	Laminate Modesty Panel, 42"W	\$320
AMPL48#	Laminate Modesty Panel, 48"W	\$325
AMPL54#	Laminate Modesty Panel, 54"W	\$379
AMPL60#	Laminate Modesty Panel, 60"W	\$400
AMPL66#	Laminate Modesty Panel, 66"W	\$400
AMPL72#	Laminate Modesty Panel, 72"W	\$468
AMPL84#	Laminate Modesty Panel, 84"W	\$488
AMPL96#	Laminate Modesty Panel, 96"W	\$509

Tip: For use on Flip or Fixed tables.

TOPS

BASES

POWER
DATASUPPORT
FURNITURE

ACCESSORIES

TABLES STEP 5 - ACCESSORIES

Tables Accessories

Ordering Information:

- > Replacement casters are sold 1 per package.
- > A freight fee of \$150 net is assessed on orders less than \$1500 net. See page 13.

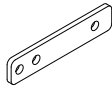
Part Number	Description	List Price (US\$)
-------------	-------------	-------------------



Carts

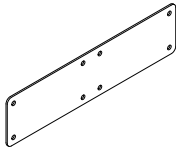
CART60	Cart for 60" Round Tables, 61"W x 31.25" D x 42.5 H	\$3,177
CART	Cart for Rectangle Tables, 49"W x 31.25"D x 32.25"H	\$2,976

Tip: Carts hold 5 Enwork folding tables. Includes 4" heavy duty casters and frame.
Portions of the steel frame are covered by Neoprene rubber to help protect tables.



Tie Plates

UTE	1/2" x 2.5" Tie plates - package of 5	\$53
-----	---------------------------------------	------



Support Plates

USPT	2" x 7.5" Support plate - package of 1	\$29
------	--	------

Grommets, 2.36" Diameter with Covers, Package of five

GRMB	Grommets, Black	\$76
GRMG	Grommets, Grey	\$76
GRMW	Grommets, White	\$76
GRML	Grommets, Light Taupe	\$76



Edging

GREDDG1	1mm Edging, price per foot	\$8
GREDDG3	3mm Edging, price per foot	\$9

Tip: Freeform color selection. Standard Enwork edge colors only.



Ganging Bracket Packages

GBT2	Ganging brackets for tables with 3mm edge – package of 2, black only	\$63
------	--	------

Tip: GBT2 Ganging Package includes 2 ganging mechanisms (4 ganging parts). Use both ganging mechanisms (one package) to connect two 24-36"D tables. Tables 18" deep only require one ganging mechanism (1/2 package) per pair.

Tip: Will not work on tables that have knife edge on all 4 sides.

Extended Leveler, Package of one

UZGLIDE3	Extended 2" Leveler for Ambition Legs, Grid Legs, Concurrence, Sawhorse, Solano (excluding height-adjustable), and Stealth bases	\$4
UZGLIDE4	Extended 2" Leveler for Sensation and Zori Legs	\$4

Tip: Each package contains one leveler. Most bases require two levelers. Some exceptions include straight legs (one leveler) and drum bases (four levelers).

Replacement Casters for Legs and Bases, Package of one (Stem Included)

CSTSW	3" White twin wheel locking Caster for Sensation and Zori	\$26
CSTSB	3" Black twin wheel locking Caster for Sensation	\$26
CSTZB	3" Black twin wheel locking Caster for Zori	\$26
CSTRB	3" Black twin wheel locking Caster for Ritz	\$26
CSTMG	2-1/2" Grey locking Caster for Impression, Solano, and Sawhorse	\$26
CSTMB	2-1/2" Black locking Caster for Impression, Solano, and Sawhorse	\$26
CSTVB	2" Black twin wheel locking Caster for Tubular legs	\$26

Perimeter™ Porcelain & Glass Wall-Mount Whiteboards

Product Specifications:

- > Wall-Mounted Glass Whiteboards are 3/16" tempered, low iron glass back-painted Super White.

Ordering Information:

- > Note on PO if wall-mount glass whiteboards are for use in side-by-side application.
- > A freight fee of \$150 net is assessed on orders less than \$1500 net. See page 13.



Part Number	Description	List Price (US\$)
Perimeter Wall-Mounted Rectangle Glass Whiteboards with 15" Marker Tray, 48"H		
DYG4848	Glass Whiteboard for Walls, 15" Marker Tray, 48"W	\$2,713
DYG4860	Glass Whiteboard for Walls, 15" Marker Tray, 60"W	\$3,337
DYG4872	Glass Whiteboard for Walls, 15" Marker Tray, 72"W	\$3,994
DYG4896	Glass Whiteboard for Walls, 15" Marker Tray, 96"W	\$5,277

Tip: Includes mounting cleat and hardware. No standoffs.

Tip: Two-sided tape included to attach tray to whiteboard.

Tip: Note on PO if ordering for use in side-by-side application.

Perimeter Wall-Mounted Rectangle Glass Magnetic Whiteboards with 15" Marker Tray, 48"H

DYH4848	Glass Magnetic Whiteboard for Walls, 15" Marker Tray, 48"W	\$3,089
DYH4860	Glass Magnetic Whiteboard for Walls, 15" Marker Tray, 60"W	\$3,812
DYH4872	Glass Magnetic Whiteboard for Walls, 15" Marker Tray, 72"W	\$4,569
DYH4896	Glass Magnetic Whiteboard for Walls, 15" Marker Tray, 96"W	\$6,036

Tip: Includes mounting cleat and hardware. No standoffs.

Tip: Requires rare earth magnets.

Tip: Two-sided tape included to attach tray to whiteboard.

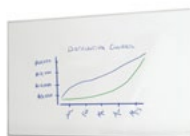
Tip: Note on PO if ordering for use in side-by-side application.



Rare Earth Magnets, Package of Five

DYMAGB	Rare Earth Magnets, Black	\$183
DYMAGR	Rare Earth Magnets, Red	\$183
DYMAGW	Rare Earth Magnets, White	\$183

Perimeter Wall-Mounted Porcelain Magnetic Whiteboards with Aluminum Frame and Full Width Marker Tray, 48"H



DYF4848	Porcelain Whiteboard with Frame for Walls, Marker Tray, 48"W	\$1,167
DYF4860	Porcelain Whiteboard with Frame for Walls, Marker Tray, 60"W	\$1,333
DYF4872	Porcelain Whiteboard with Frame for Walls, Marker Tray, 72"W	\$1,501
DYF4896	Porcelain Whiteboard with Frame for Walls, Marker Tray, 96"W	\$1,771

Tip: Includes mounting hardware.

TOPS

BASES

POWER
DATASUPPORT
FURNITURE

ACCESSORIES

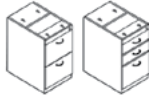
TABLES STEP 5 - ACCESSORIES



Apex™

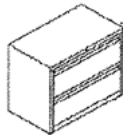
Notes

Apex™ Specifications



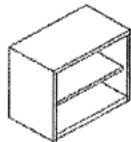
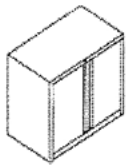
Verticals and Pedestals have the following characteristics:

- > 18 gauge – front reinforcements, back reinforcements, bottom panels
- > 20 gauge – top, drawer heads, front filler on ped, case back/sides on mobile ped
- > 22 gauge – case back/sides on fixed peds/verticals, rear slide mounts
- > 22 gauge – double wall drawer body (excluding head)
- > Lock included
- > Levelers included (3/4" adjustment)
- > Vertical files come with counterweights
- > Mobile peds have counterweight included
- > Full extension drawer slides on file drawers and box drawers
- > Interlock rated at 100 pounds distributed load
- > Pedestals and Verticals have removable drawer fronts
- > Verticals have 16 gauge interlock channels
- > Mobile peds have 2 locking and 2 non-locking casters
- > Pedestals accommodate letter filing front to back. Additional bars must be ordered to accommodate legal filing.



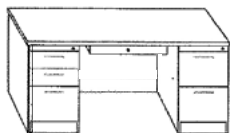
Laterals and Combination Cabinets have the following characteristics:

- > 18 gauge – top, bottom shelves, sides, door supports
- > 20 gauge – back, doors, and drawers
- > Lock included
- > Levelers included (1" adjustment)
- > Laterals and Combination Cabinets must be ganged together or bolted to the wall or floor. Counterweights are available as an option (field installed)
- > Heavy duty full extension drawer slides with interlock rated at 175 pounds of distributed load.
- > Laterals come with side-to-side hanging bars for legal and letter side-to-side filing



Double Door Cabinets and Heavy Duty Bookcases have the following characteristics:

- > 18" deep for Double Door Cabinets
- > 14" deep for Heavy Duty Bookcases
- > 18 gauge – top, bottom, shelves, door supports
- > 20 gauge – back, sides, and doors
- > Lock included
- > Levelers included (1" adjustment)
- > Lock rod material: steel for 4-hi and 5-hi – 16 gauge steel lock cam on 2-hi and 3-hi
- > 11.75" clearance between shelves – more space available at top and bottom
- > Shelves adjustable 1.5" up/down (in 1/2" increments)
- > Shelf capacity approximately 140 lbs
- > Doors have self-close hinges
- > Cabinets and Heavy Duty Bookcases taller than 50" must be ganged or bolted to the wall/floor.



Apex steel desk products have the following characteristics:

- > 18 gauge double sided construction end panels with levelers (3/4" adjustment)
- > 7 gauge reinforcing corner brackets
- > 18 gauge back panels
- > High pressure laminate worksurface with backer and particleboard core (1-3/16" thick)
- > MDF core is available as a special
- > Center drawers are locking with 22 gauge drawers and 18 gauge brackets
- > Center drawers and peds are keyed alike within a single desk

Apex Steel Storage - Combo Cabinets, File Centers, Vertical Files

STEP 1

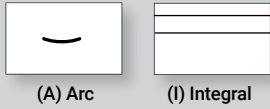
(^) Paint Suffix List

- G Storm
 - R Black
 - S Silver
 - T Medium Tone
 - W Arctic White
 - Z Other
- TBD

Tip: Some Steelcase, Miller/Knoll, Haworth, and Allsteel paints are available for \$1000 list fee per order. Call/email for availability of specific colors. Additional custom paints (e.g. Tiger Dry Lac) must be quoted through designteam@enwork.com.

STEP 2

(#) Pull Suffix Style List:

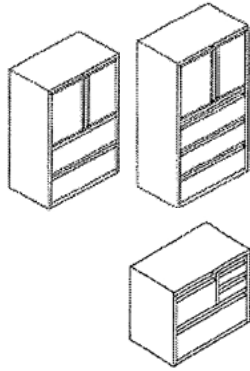


Product Specifications:

- > See page 291 for detailed product characteristics
- > Combination Cabinets have a finished metal top. File Centers do not.

Ordering Information:

- > Default Keying is random. See page 18 for Keyed-alike (no charge).
- > Lock cores are LL Series. UM Series lock cores are available upon request.
- > If ordering an additional laminate top for these products, contact designteam@enwork.com.
- > **Laterals and Combination Cabinets must be ganged together or bolted to the wall or floor. Counterweights are available as an alternative. See next page for part numbers. Vertical Files come with required counterweights.**
- > Design modifications have been made on this product. If adding on to a previous order, contact customer service with original order information. Enwork cannot guarantee that the original product can be matched.
- > **A freight fee of \$150 net is assessed on orders less than \$1500 net. See page 13.**



D1	W1	H1	Part Number	Description	List Price (US\$)
----	----	----	-------------	-------------	-------------------

Combination Cabinets

18	36	52	A2CC183651^#	Combo Cabinet, 51.5"H	\$4,288
18	36	68	A2CC183667^#	Combo Cabinet, 67.4"H	\$4,917

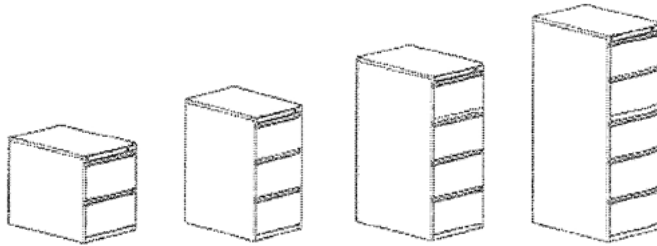
File Centers Without Top for Under Worksurface Applications

18	30	28	A2FC1830^#	File Center, 30"W without top	\$2,342
----	----	----	------------	-------------------------------	---------

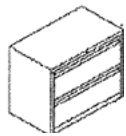
Tip: Metal tops can be added (as shown). Contact designteam@enwork.com.

Vertical Files – Letter

28	15	28	A2VF2^#	Vertical File, 2 Drawer	\$1,608
28	15	40	A2VF3^#	Vertical File, 3 Drawer	\$1,901
28	15	52	A2VF4^#	Vertical File, 4 Drawer	\$2,266
28	15	64	A2VF5^#	Vertical File, 5 Drawer	\$2,680

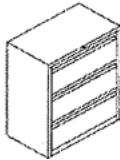


Apex Steel Storage - Lateral Files



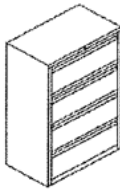
Lateral Files – 2 High

D1	W1	H1	Part Number	Description	List Price (US\$)
18	30	28	A2Z230^#	Lateral File, 2 Drawer, 30"W	\$1,727
18	36	28	A2Z236^#	Lateral File, 2 Drawer, 36"W	\$1,841
18	42	28	A2Z242^#	Lateral File, 2 Drawer, 42"W	\$2,025



Lateral Files – 3 High

18	30	40	A2Z330^#	Lateral File, 3 Drawer, 30"W	\$2,336
18	36	40	A2Z336^#	Lateral File, 3 Drawer, 36"W	\$2,489
18	42	40	A2Z342^#	Lateral File, 3 Drawer, 42"W	\$2,738



Lateral Files – 4 High

18	30	52	A2Z430^#	Lateral File, 4 Drawer, 30"W	\$2,877
18	36	52	A2Z436^#	Lateral File, 4 Drawer, 36"W	\$3,066
18	42	52	A2Z442^#	Lateral File, 4 Drawer, 42"W	\$3,370

Lateral Files – 5 High (4 Drawers and Fixed Shelf with Door)

18	30	67	A2Z530^#	Lateral File, 5 high, 30"W	\$3,600
18	36	67	A2Z536^#	Lateral File, 5 high, 36"W	\$3,839
18	42	67	A2Z542^#	Lateral File, 5 high, 42"W	\$4,220

Tip: Top opening is a fixed shelf.

Tip: Door opens over cabinet.

Counterweights for Lateral Files and Combination Cabinets

A2ZCW23	Counterweight for 2 High / 3 High Cabinet	\$348
A2ZCW45	Counterweight for 4 High / 5 High Cabinet	\$263

File Bar Kits for Lateral Files

A2ZBF	Front-to-Back File Bars for ONE drawer	\$56
-------	--	------

Apex Steel Storage - Bookcases

STEP 1

(^) Paint Suffix List

G Storm
R Black
S Silver
T Medium Tone
W Arctic White
Z Other

TBD


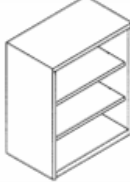
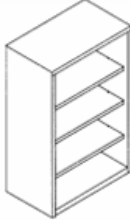


Tip: Some Steelcase, Miller/Knoll, Haworth, and Allsteel paints are available for \$1000 list fee per order. Call/email for availability of specific colors. Additional custom paints (e.g. Tiger Dry Lac) must be quoted through designteam@enwork.com.

Product Specifications:

- > Heavy Duty Bookcases have levelers.
- > Heavy Duty Bookcases have reinforced corners.
- > Bookcases on this page have back panels with exposed welds and brackets.
- > See page 291 for detailed product characteristics.

Ordering Information:

- > All bookcases over 50"H must be ganged or bolted to the floor/wall.
- > Design modifications have been made on this product. If adding on to a previous order, contact customer service with original order information. Enwork cannot guarantee that the original product can be matched.
- > If ordering an additional laminate top for these products, contact designteam@enwork.com.
- > **A freight fee of \$150 net is assessed on orders less than \$1500 net. See page 13**

	D1	W1	H1	Part Number	Description	List Price (US\$)
	Heavy Duty Bookcases - 2 High, 14"D					
	14	30	28	A2BHD230^	Heavy Duty Bookcase, 2 high, 30"W	\$1,329
	14	36	28	A2BHD236^	Heavy Duty Bookcase, 2 high, 36"W	\$1,398
	14	42	28	A2BHD242^	Heavy Duty Bookcase, 2 high, 42"W	\$1,462
	Heavy Duty Bookcases - 3 High, 14"D					
	14	30	40	A2BHD330^	Heavy Duty Bookcase, 3 high, 30"W	\$1,486
	14	36	40	A2BHD336^	Heavy Duty Bookcase, 3 high, 36"W	\$1,551
	14	42	40	A2BHD342^	Heavy Duty Bookcase, 3 high, 42"W	\$1,611
	Heavy Duty Bookcases - 4 High, 14"D					
	14	30	52	A2BHD430^	Heavy Duty Bookcase, 4 high, 30"W	\$1,645
	14	36	52	A2BHD436^	Heavy Duty Bookcase, 4 high, 36"W	\$1,713
	14	42	52	A2BHD442^	Heavy Duty Bookcase, 4 high, 42"W	\$1,778
	Heavy Duty Bookcases - 5 High, 14"D					
	14	30	68	A2BHD530^	Heavy Duty Bookcase, 5 high, 30"W	\$1,822
	14	36	68	A2BHD536^	Heavy Duty Bookcase, 5 high, 36"W	\$1,887
	14	42	68	A2BHD542^	Heavy Duty Bookcase, 5 high, 42"W	\$1,953
	Extra Shelves for Heavy Duty Bookcases					
	14	30		A2SH30^	Shelf, 30"W	\$172
	14	36		A2SH36^	Shelf, 36"W	\$172
	14	42		A2SH42^	Shelf, 42"W	\$172

Notes

Apex Steel Storage - Double Door Cabinets

STEP 1

(^) Paint Suffix List

G Storm
R Black
S Silver
T Medium Tone
W Arctic White
Z Other

TBD


Tip: Some Steelcase, Miller/Knoll, Haworth, and Allsteel paints are available for \$1000 list fee per order. Call/email for availability of specific colors. Additional custom paints (e.g. Tiger Dry Lac) must be quoted through designsteam@enwork.com.

STEP 2

(#) Pull Suffix Style List:



(A) Arc



(I) Integral

Ordering Information:

- > Default Keying is random. See page 18 for Keyed-alike (no charge).
- > Lock cores are LL Series. UM Series lock cores are available upon request.
- > All cabinets over 50"H must be ganged or bolted to the floor/wall.
- > See page 291 for detailed product characteristics.
- > Design modifications have been made on this product. If adding on to a previous order, contact customer service with original order information. Enwork cannot guarantee that the original product can be matched.
- > If ordering an additional laminate top for these products, contact designsteam@enwork.com.
- > **A freight fee of \$150 net is assessed on orders less than \$1500 net. See page 13.**

D1	W1	H1	Part Number	Description	List Price (US\$)
Double Door Cabinets - 2 High with One Adjustable Shelf					
18	30	28	A2SC230^#	Double Door Cabinet, 2 high w/ 1 adjustable shelf, 30"W	\$1,987
18	36	28	A2SC236^#	Double Door Cabinet, 2 high w/ 1 adjustable shelf, 36"W	\$2,018
18	42	28	A2SC242^#	Double Door Cabinet, 2 high w/ 1 adjustable shelf, 42"W	\$2,222
Double Door Cabinets - 3 High with Two Adjustable Shelves					
18	30	40	A2SC330^#	Double Door Cabinet, 3 high w/ 2 adjustable shelves, 30"W	\$2,310
18	36	40	A2SC336^#	Double Door Cabinet, 3 high w/ 2 adjustable shelves, 36"W	\$2,390
18	42	40	A2SC342^#	Double Door Cabinet, 3 high w/ 2 adjustable shelves, 42"W	\$2,561
Double Door Cabinets - 4 High with Three Adjustable Shelves					
18	30	52	A2SC430^#	Double Door Cabinet, 4 high w/ 3 adjustable shelves, 30"W	\$2,792
18	36	52	A2SC436^#	Double Door Cabinet, 4 high w/ 3 adjustable shelves, 36"W	\$2,879
18	42	52	A2SC442^#	Double Door Cabinet, 4 high w/ 3 adjustable shelves, 42"W	\$3,096
Double Door Cabinets - 5 High with Four Adjustable Shelves					
18	30	67	A2SC530^#	Double Door Cabinet, 5 high w/ 4 adjustable shelves, 30"W	\$3,253
18	36	67	A2SC536^#	Double Door Cabinet, 5 high w/ 4 adjustable shelves, 36"W	\$3,619
18	42	67	A2SC542^#	Double Door Cabinet, 5 high w/ 4 adjustable shelves, 42"W	\$3,619

Notes

Apex Steel Storage - Towers

STEP 1

(^) Paint Suffix List

- G Storm
 - R Black
 - S Silver
 - T Medium Tone
 - W Arctic White
 - Z Other
- TBD

Tip: Some Steelcase, Miller/Knoll, Haworth, and Allsteel paints are available for \$1000 list fee per order. Call/email for availability of specific colors. Additional custom paints (e.g. Tiger Dry Lac) must be quoted through designteam@enwork.com.

STEP 2 - Towers and Open Top Peds Only

(#) Pull Suffix List:



STEP 2 - for Mobile Peds, Steel Top Only

(#) Pull Suffix List:

- A Arc, Aluminum no charge
- J Arc, Aluminum w/ add. Arc pull on lock cover +\$36
- K Arc, Aluminum w/ Tote pull +\$180
- B Bar no charge
- L Bar w/ additional Bar pull on lock cover +\$36
- M Bar w/ Tote pull +\$180
- R Rod no charge
- P Rod w/ additional Rod pull on lock cover +\$36
- Q Rod w/ Tote pull +\$180
- I Integral no charge
- T Integral w/ additional Arc pull on lock cover +\$36
- U Integral w/ Tote pull +\$180

Product Specifications:

- > Box drawers and file drawers have full extension slides.

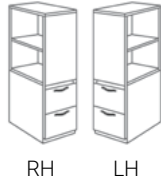
Ordering Information:

- > Default Keying is random. See page 18 for Keyed-alike (no charge).
- > Lock cores are LL Series. UM Series lock cores are available upon request.
- > Design modifications have been made on this product. If adding on to a previous order, contact customer service with original order information. Enwork cannot guarantee that the original product can be matched.
- > If ordering an additional laminate top for these products, contact designteam@enwork.com.
- > **A freight fee of \$150 net is assessed on orders less than \$1500 net. See page 13.**

D1	W1	H1	Part Number	Description	List Price (US\$)
----	----	----	-------------	-------------	-------------------

Side-Access Storage Towers, 51"H

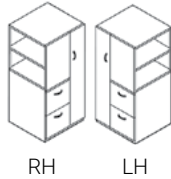
24	15	52	A2NWT51L^#	Side-Access Tower, F/F, LH	\$2,636
24	15	52	A2NWT51R^#	Side-Access Tower, F/F, RH	\$2,636
24	15	52	A2NWD51L^#	Side-Access Tower, B/B/F, LH	\$2,729
24	15	52	A2NWD51R^#	Side-Access Tower, B/B/F, RH	\$2,729



Tip: Storage unit includes one adjustable shelf.
Tip: Tower has 1 lock

Side-Access Storage Towers with Wardrobe, 51"H

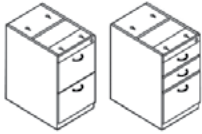
24	24	52	A2BT51L^#	Side-Access Tower, Wardrobe, F/F, LH	\$3,979
24	24	52	A2BT51R^#	Side-Access Tower, Wardrobe, F/F, RH	\$3,979
24	24	52	A2BTB51L^#	Side-Access Tower, Wardrobe, B/B/F, LH	\$4,120
24	24	52	A2BTB51R^#	Side-Access Tower, Wardrobe, B/B/F, RH	\$4,120



Tip: Display unit includes one adjustable shelf.
Tip: Wardrobe and Pedestals are locking.
Tip: Tower has 2 locks

Apex Steel Storage - Pedestals

D1	W1	H1	Part Number	Description	List Price (US\$)
----	----	----	-------------	-------------	-------------------



Pedestals - Open Top

18	15	28	A2P18FF^#	18"D F/F Ped - full ext. files	\$970
18	15	28	A2P18BBFE^#	18"D B/B/F Ped - full ext. boxes, full ext. file	\$1,032
22	15	28	A2P24FF^#	24"D F/F Ped - full ext. slide	\$986
22	15	28	A2P24BBFE^#	24"D B/B/F Ped - full ext. boxes, full ext. file	\$1,053
28	15	28	A2P30FF^#	30"D F/F Ped - full ext. slide	\$1,224
28	15	28	A2P30BBFE^#	30"D B/B/F Ped - full ext. boxes, full ext. file	\$1,329

Tip: Box drawers do not include dividers.

Tip: 18" D peds do not support legal filing.

Tip: As of March 2015, 24"D pedestals fit under 24" Apex shells. 30"D pedestals fit under 30" Apex shells.



Mobile Pedestals - Steel Top

18	15	22	A2MP18BFE^#	18"D B/F Mobile Ped - full ext. box, full ext. file	\$976
18	15	27	A2MP18BBFE^#	18"D B/B/F Mobile Ped - full ext. box, full ext. file	\$1,171
18	15	27	A2MP18FF^#	18"D F/F Mobile Ped - full ext. slide	\$1,080
22	15	22	A2MP24BFE^#	24"D B/F Mobile Ped - full ext. box, full ext. file	\$994
22	15	27	A2MP24BBFE^#	24"D B/B/F Mobile Ped - full ext. box, full ext. file	\$1,211
22	15	27	A2MP24FF^#	24"D F/F Mobile Ped - full ext. slide	\$1,114

Tip: Casters require field installation. Counterweight included.

Tip: Box drawers do not include dividers.

Tip: Box Box File and File File will hit NWBRACE if NWBRACE is supporting top.

Tip: Additional lock bar pull or tote pull available on mobile peds.

Tote Pull



Pull on
Lock Bar

Pulling Options

Seat Cushions for Apex Pedestals, Magnet Installation - 2"x15"x18"

A2CUSH18	Apex Ped Cushion, 18", Camira Era, Gravity, Haven, Rivet or Manhattan Fabrics, Specify Pattern & Color	\$245
A2CUSHCOM18	Apex Ped Cushion, 18", COM Fabric	\$245

Seat Cushions for Apex Pedestals, Magnet Installation - 2"x15"x22"

A2CUSH24	Apex Ped Cushion, 22", Camira Era, Gravity, Haven, Rivet or Manhattan Fabrics, Specify Pattern & Color	\$273
A2CUSHCOM24	Apex Ped Cushion, 22", COM Fabric	\$273

Tip: To view Camira fabrics or to order samples, go to www.camirafabrics.com/us.

Tip: For COM yardage, see page 16.

Apex Steel Storage - Desk Mount Hutch

STEP 1

(^) Paint Suffix List

- G Storm
 - R Black
 - S Silver
 - T Medium Tone
 - W Arctic White
 - Z Other
- TBD

Tip: Some Steelcase, Miller/Knoll, Haworth, and Allsteel paints are available for \$1000 list fee per order. Call/email for availability of specific colors. Additional custom paints (e.g. Tiger Dry Lac) must be quoted through designnteam@enwork.com.

STEP 2 - If Applicable

(#) Fabric Suffix List:

Free form fabric selection. Choose from Camira Era, Rivet, Carlow, Manhattan, or Lucia fabrics.

Tip: To view fabric colors or to order samples go to www.camirafabrics.com/us.

Tip: For COM yardage, see page 16.

Product Specifications:

- > Height is 37"
- > Doors recede into cabinet.
- > Lock cores are LL Series.

Ordering Information:


- > Default Keying is random. See page 18 for Keyed-alike (no charge).
- > For COM yardage see page 16.
- > Design modifications have been made on this product. If adding on to a previous order, contact customer service with original order information. Enwork cannot guarantee that the original product can be matched.
- > **A freight fee of \$150 net is assessed on orders less than \$1500 net. See page 13.**



D1	W1	H1	Part Number	Description	List Price (US\$)
----	----	----	-------------	-------------	-------------------

Desk Mount Hutches - Single Door with Tackboard

-	36	-	A2CT36^#	Hutch, 36"	\$3,134
-	42	-	A2CT42^#	Hutch, 42"	\$3,235
-	48	-	A2CT48^#	Hutch, 48"	\$3,359



Desk Mount Hutches - Double Door with Tackboard

-	60	-	A2CT60^#	Hutch, 60"	\$3,641
-	66	-	A2CT66^#	Hutch, 66"	\$3,719
-	72	-	A2CT72^#	Hutch, 72"	\$3,804

Apex Steel Storage - Overhead Storage & Tackboards

Ordering Information:

- > Tackboard installation hardware included.
- > A freight fee of \$150 net is assessed on orders less than \$1500 net. See page 13.

D1	W1	H1	Part Number	Description	List Price (US\$)
----	----	----	-------------	-------------	-------------------

Overhead Storage Cabinet - Flat Door

14	24	15	SBBMA24B^	Overhead Storage Cabinet, 24"	\$1,030
14	30	15	SBBMA30B^	Overhead Storage Cabinet, 30"	\$1,033
14	36	15	SBBMA36B^	Overhead Storage Cabinet, 36"	\$1,072
14	42	15	SBBMA42B^	Overhead Storage Cabinet, 42"	\$1,124
14	48	15	SBBMA48B^	Overhead Storage Cabinet, 48"	\$1,187
14	60	15	SBBMA60B^	Overhead Storage Cabinet, 60"	\$1,488

Tackboards for Wall Mount Cabinets, 19"H

-	24	19	WTKB1924B*	Tackboard 24"	\$473
-	30	19	WTKB1930B*	Tackboard 30"	\$482
-	36	19	WTKB1936B*	Tackboard 36"	\$593
	42	19	WTKB1942B*	Tackboard 42"	\$601
	48	19	WTKB1948B*	Tackboard 48"	\$725
	60	19	WTKB1960B*	Tackboard 60"	\$796



STEP 1 – Cabinets

(*) Paint Suffix List

G	Storm	
R	Black	
S	Silver	
T	Medium Tone	
W	Arctic White	
X	Other (call for quote)	TBD

Tip: Some Steelcase, Miller/Knoll, Haworth, and Allsteel paints are available for \$1000 list fee per order. Call/email for availability of specific colors. Additional custom paints (e.g. Tiger Dry Lac) must be quoted through designteam@enwork.com.

STEP 1 – Tackboards

(*) Fabric Suffix List:

Free form fabric selection. Choose from Camira Era, Rivet, Carlow, Manhattan, or Lucia fabrics.

Tip: To view fabric colors or to order samples go to www.camirafabrics.com/us.

Tip: For COM yardage, see page 16.

Apex Ped Supported Desks

STEP 1

(* Cable Management Option List:

N	None	no charge
C	Grommet (center, rear)	+\$19
L	Grommet (left, rear)	+\$19
R	Grommet (right, rear)	+\$19
D	Grommets (left and right, rear)	+\$38

Tip: A grommet cannot be specified over a pedestal.

STEP 2 - If Applicable

(@) Pull Suffix List:



(A) Arc (I) Integral

STEP 3

(^) Paint Suffix List

G	Storm	
R	Black	
S	Silver	
T	Medium Tone	
W	Arctic White	
Z	Other	TBD

Tip: Some Steelcase, Miller/Knoll, Haworth, and Allsteel paints are available for \$1000 list fee per order. Call/email for availability of specific colors. Additional custom paints (e.g. Tiger Dry Lac) must be quoted through designteam@enwork.com.

STEP 4

(#) Laminate Suffix List:

2	Formica Pecan Walnut (6996-26)	
3	Formica Millennium Oak (5887-26)	
4	Formica Scandi Rift Oak (8677-26)	
5	Formica Pale Brushstroke (6997-58)	
6	Formica Storm (912-58)	
A	Formica Chelsea Maple (9238-58)	
E	Formica Zen Grey (9243-58)	
F	Formica Black (909-58)	
G	Formica Graphite (837-58)	
H	Formica Ceruse Gray Walnut (6994-26)	
K	Formica Aged Ash (8844-WR)	
L	Formica Formal Walnut (5782-NG)	
M	Formica Classic White (9244-58)	
Q	Formica Inked Oak (5792-PG)	
W	Formica Brite White (459-58)	
X	Formica Non-Premium (58,43, MC, SP, and NT finishes), Formica Premium (WR, 42, 77, 46, RD), Wilsonart Non-Premium (-38, -60), and Wilsonart Premium (-07, -12, -18, -28, -52, -78)	+\$40

Wilsonart virtual design library Y series laminates, Wilsonart Solicolor, and Formica ColorCore2 are not included in the above upcharges.

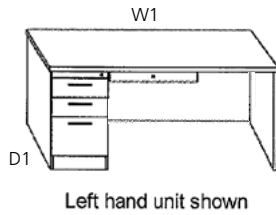
For pricing, contact designteam@enwork.com

Product Specifications:

- > Desks are steel with laminate worksurface and full-height back panels.
- > Lock cores are LL Series.
- > Height is 29".

Ordering Information:

- > 1/2 height back panels are available (no charge). Add "Y" in front of part number. 3/4 height back panels are also available (no charge). Add "Z" in front of part number.
- > A grommet cannot be specified over a pedestal.
- > Peds and Center Drawers are Keyed alike.
- > Ships assembled.
- > **A freight fee of \$150 net is assessed on orders less than \$1500 net. See page 13.**

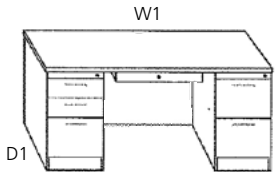


Left hand unit shown

D1	W1	O	Part Number	Description	List Price (US\$)
Single Pedestal Desks - Ped Supported, B/B/F, with Center Drawer, LH					
24	72	LH	A2PL2472A*^@^#	Single Ped Desk, LH, 24"x72"	\$2,905
30	48	LH	A2PL3048A*^@^#	Single Ped Desk, LH, 30"x48"	\$3,003
30	60	LH	A2PL3060A*^@^#	Single Ped Desk, LH, 30"x60"	\$3,121
30	66	LH	A2PL3066A*^@^#	Single Ped Desk, LH, 30"x66"	\$3,218
30	72	LH	A2PL3072A*^@^#	Single Ped Desk, LH, 30"x72"	\$3,259
36	72	LH	A2PL3672A*^@^#	Single Ped Desk, LH, with 6" overhang, 36"x72"	\$3,426

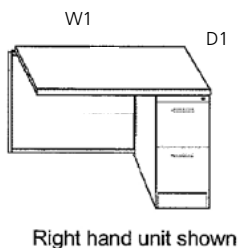
Single Pedestal Desks - Ped Supported, B/B/F, with Center Drawer, RH

24	72	RH	A2PR2472A*^@^#	Single Ped Desk, RH, 24"x72"	\$2,905
30	48	RH	A2PR3048A*^@^#	Single Ped Desk, RH, 30"x48"	\$3,003
30	60	RH	A2PR3060A*^@^#	Single Ped Desk, RH, 30"x60"	\$3,121
30	66	RH	A2PR3066A*^@^#	Single Ped Desk, RH, 30"x66"	\$3,218
30	72	RH	A2PR3072A*^@^#	Single Ped Desk, RH, 30"x72"	\$3,259
36	72	RH	A2PR3672A*^@^#	Single Ped Desk, RH, with 6" overhang, 36"x72"	\$3,426



Double Pedestal Desks - Ped Supported, B/B/F and F/F, with Center Drawer

30	60	-	A2PD3060A*^@^#	Double Ped Desk, 30"x60"	\$3,800
30	66	-	A2PD3066A*^@^#	Double Ped Desk, 30"x66"	\$3,887
30	72	-	A2PD3072A*^@^#	Double Ped Desk, 30"x72"	\$3,918
36	72	-	A2PD3672A*^@^#	Double Ped Desk, with 6" overhang, 36"x72"	\$3,973



D1 W1 O Part Number Description List Price (US\$)

Single Pedestal Returns - Ped Supported, F/F, 24"D, LH

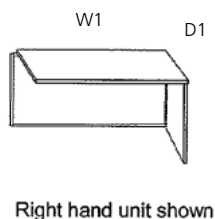
24	36	LH	A2FL2436A*^#	Single Ped Returns, LH, 36"	\$1,619
24	42	LH	A2FL2442A*^#	Single Ped Returns, LH, 42"	\$1,690
24	48	LH	A2FL2448A*^#	Single Ped Returns, LH, 48"	\$1,721

Single Pedestal Returns - Ped Supported, F/F, 24"D, RH

24	36	RH	A2FR2436A*^#	Single Ped Returns, RH, 36"	\$1,619
24	42	RH	A2FR2442A*^#	Single Ped Returns, RH, 42"	\$1,690
24	48	RH	A2FR2448A*^#	Single Ped Returns, RH, 48"	\$1,721

Tip: Returns are intended to be used with 66" and 72" desks. Center drawers will be partially covered by return worksurface on 60" and smaller desk widths.

Tip: As of March 2015, dimensions of the Desk Shells, Return Shells, Bridges, and D-tops have changed. Previous versions will not mix.

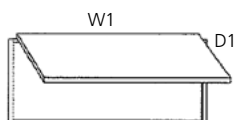


Return Shells, 24"D

24	36	LH	A2HL2436A*^#	Return Shells, LH, 36"	\$1,256
24	42	LH	A2HL2442A*^#	Return Shells, LH, 42"	\$1,326
24	48	LH	A2HL2448A*^#	Return Shells, LH, 48"	\$1,361
24	36	RH	A2HR2436A*^#	Return Shells, RH, 36"	\$1,256
24	42	RH	A2HR2442A*^#	Return Shells, RH, 42"	\$1,326
24	48	RH	A2HR2448A*^#	Return Shells, RH, 48"	\$1,361

Tip: Returns are intended to be used with 66" and 72" desks. Center drawers will be partially covered by return worksurface on 60" and smaller desk widths.

Tip: As of March 2015, dimensions of the Desk Shells, Return Shells, Bridges, and D-tops have changed. Previous versions will not mix.



Bridges, 24"D

24	42	-	A2BR2442A*^#	Bridge, 42"	\$1,033
24	48	-	A2BR2448A*^#	Bridge, 48"	\$1,102

Tip: Bridge cannot connect to ped, only end panel.

Tip: As of March 2015, dimensions of the Desk Shells, Return Shells, Bridges, and D-tops have changed. Previous versions will not mix.

Apex Ped Supported Credenzas

STEP 1

(*) Cable Management Option List:

N	None	no charge
C	Grommet (center, rear)	+\$19
L	Grommet (left, rear)	+\$19
R	Grommet (right, rear)	+\$19
D	Grommets (left and right, rear)	+\$38

Tip: A grommet cannot be specified over a pedestal.

STEP 2 - If Applicable

(@) Pull Suffix List:



(A) Arc



(I) Integral

STEP 3

(*) Paint Suffix List

G	Storm	
R	Black	
S	Silver	
T	Medium Tone	
W	Arctic White	
Z	Other	TBD

Tip: Some Steelcase, Miller/Knoll, Haworth, and Allsteel paints are available for \$1000 list fee per order. Call/email for availability of specific colors. Additional custom paints (e.g. Tiger Dry Lac) must be quoted through designsteam@enwork.com.

STEP 4

(#) Laminate Suffix List:

2	Formica Pecan Walnut (6996-26)	
3	Formica Millennium Oak (5887-26)	
4	Formica Scandi Rift Oak (8677-26)	
5	Formica Pale Brushstroke (6997-58)	
6	Formica Storm (912-58)	
A	Formica Chelsea Maple (9238-58)	
E	Formica Zen Grey (9243-58)	
F	Formica Black (909-58)	
G	Formica Graphite (837-58)	
H	Formica Ceruse Gray Walnut (6994-26)	
K	Formica Aged Ash (8844-WR)	
L	Formica Formal Walnut (5782-NG)	
M	Formica Classic White (9244-58)	
Q	Formica Inked Oak (5792-PG)	
W	Formica Brite White (459-58)	
X	Formica Non-Premium (58,43, MC, SP, and NT finishes), Formica Premium (WR, 42, 77, 46, RD), Wilsonart Non-Premium (-38, -60), and Wilsonart Premium (-07, -12, -18, -28, -52, -78)	+\$40

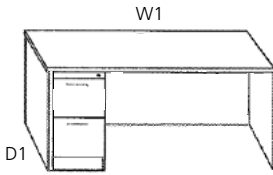
Product Specifications:

- > Desks are steel with laminate worksurface and full-height back panels.
- > Lock cores are LL Series.
- > Height is 29"

Ordering Information:

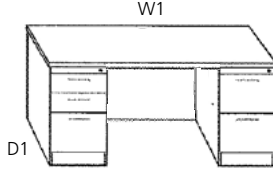
- > 1/2 height back panels are available (no charge). Add "Y" in front of part number. 3/4 height back panels are also available (no charge). Add "Z" in front of part number.
- > A grommet cannot be specified over a pedestal.
- > Peds and Center Drawers are Keyed alike.
- > Ships assembled
- > **A freight fee of \$150 net is assessed on orders less than \$1500 net. See page 13.**

	D1	W1	O	Part Number	Description	List Price (US\$)
					Single Pedestal Credenzas - Ped Supported, F/F, 24"D, LH	
				24 60 LH A2ML2460A*^#	Credenza, Single ped, LH, 60"	\$2,551
				24 66 LH A2ML2466A*^#	Credenza, Single ped, LH, 66"	\$2,738
				24 72 LH A2ML2472A*^#	Credenza, Single ped, LH, 72"	\$2,847
					Single Pedestal Credenzas - Ped Supported, F/F, 24"D, RH	
				24 60 RH A2MR2460A*^#	Credenza, Single ped, RH, 60"	\$2,551
				24 66 RH A2MR2466A*^#	Credenza, Single ped, RH, 66"	\$2,738
				24 72 RH A2MR2472A*^#	Credenza, Single ped, RH, 72"	\$2,847



Left hand unit shown

	D1	W1	O	Part Number	Description	List Price (US\$)
					Double Pedestal Credenzas - Ped Supported, B/B/F and F/F, 24"D	
				24 60 - A2MD2460A*^#	Credenza, Double ped, 60"	\$2,968
				24 66 - A2MD2466A*^#	Credenza, Double ped, 66"	\$3,019
				24 72 - A2MD2472A*^#	Credenza, Double ped, 72"	\$3,225



Wilsonart virtual design library Y series laminates, Wilsonart Solicolor, and Formica ColorCore2 are not included in the above upcharges. For pricing, contact designsteam@enwork.com

Apex Center Drawer & Accessories

Ordering Information:

> A freight fee of \$150 net is assessed on orders less than \$1500 net. See page 13.


STEP 1

(^) Paint Suffix List

- G Storm
- R Black
- S Silver
- T Medium Tone
- W Arctic White
- Z Other TBD

Tip: Some Steelcase, Miller/Knoll, Haworth, and Allsteel paints are available for \$1000 list fee per order. Call/email for availability of specific colors. Additional custom paints (e.g. Tiger Dry Lac) must be quoted through designteam@enwork.com.

APEX STEEL FURNITURE

	D1	W1	Part Number	Description	List Price (US\$)
	Metal Center Drawer, locking, 19.2"W x 17.2"D				
	17	19	A2MCD^	Metal Center Drawer	\$506
Drawer Accessories					
-	-		A2PHFB	Side-to-Side File Bars for ONE File drawer (qty. 2 bars)	\$19
-	-		CTRAY-CA	Coin Tray	\$29
-	-		A2PBXD	Box Drawer Divider, Black	\$34

Apex Desk Shells

STEP 1

(*) Cable Management Option List:

N	None	no charge
C	Grommet (center, rear)	+\$19
L	Grommet (left, rear)	+\$19
R	Grommet (right, rear)	+\$19
D	Grommets (left and right, rear)	+\$38

Tip: A grommet cannot be specified over a pedestal.

STEP 2 - If Applicable

(@) Pull Suffix List:



(A) Arc



(I) Integral

STEP 3

(^) Paint Suffix List

G	Storm	
R	Black	
S	Silver	
T	Medium Tone	
W	Arctic White	
Z	Other	TBD

Tip: Some Steelcase, Miller/Knoll, Haworth, and Allsteel paints are available for \$1000 list fee per order. Call/email for availability of specific colors. Additional custom paints (e.g. Tiger Dry Lac) must be quoted through designteam@enwork.com.

STEP 4

(#) Laminate Suffix List:

2	Formica Pecan Walnut (6996-26)	
3	Formica Millennium Oak (5887-26)	
4	Formica Scandi Rift Oak (8677-26)	
5	Formica Pale Brushstroke (6997-58)	
6	Formica Storm (912-58)	
A	Formica Chelsea Maple (9238-58)	
E	Formica Zen Grey (9243-58)	
F	Formica Black (909-58)	
G	Formica Graphite (837-58)	
H	Formica Ceruse Gray Walnut (6994-26)	
K	Formica Aged Ash (8844-WR)	
L	Formica Formal Walnut (5782-NG)	
M	Formica Classic White (9244-58)	
Q	Formica Inked Oak (5792-PG)	
W	Formica Brite White (459-58)	
X	Formica Non-Premium (58,43, MC, SP, and NT finishes), Formica Premium (WR, 42, 77, 46, RD), Wilsonart Non-Premium (-38, -60), and Wilsonart Premium (-07, -12, -18, -28, -52, -78)	+\$40

Wilsonart virtual design library Y series laminates, Wilsonart Solicolor, and Formica ColorCore2 are not included in the above upcharges.

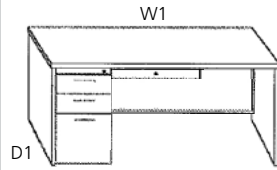
For pricing, contact designteam@enwork.com

Product Specifications:

- > Desks are steel with laminate worksurface and full-height back panels.
- > Lock cores are LL Series.
- > Height is 29"

Ordering Information:

- > Peds and Center Drawers are Keyed alike.
- > Ships assembled.
- > Desk Shells always have end panels. They also have one piece back panels. 1/2 and 3/4 height are also available at no charge. Put "Y" in front of part number for 1/2 height and "Z" for 3/4 height.
- > **A freight fee of \$150 net is assessed on orders less than \$1500 net. See page 13.**



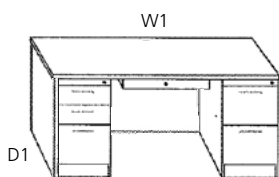
Left hand unit shown

D1	W1	O	Part Number	Description	List Price (US\$)
Desk Shell with B/B/F Pedestal and Center Drawer, LH					
24	72	LH	A2DL2472A*@^#	Desk Shell, 18"D ped, LH, 24"x72"	\$3,309
30	48	LH	A2DL3048A*@^#	Desk Shell, 24"D ped, LH, 30"x48"	\$3,229
30	60	LH	A2DL3060A*@^#	Desk Shell, 24"D ped, LH, 30"x60"	\$3,357
30	66	LH	A2DL3066A*@^#	Desk Shell, 24"D ped, LH, 30"x66"	\$3,464
30	72	LH	A2DL3072A*@^#	Desk Shell, 24"D ped, LH, 30"x72"	\$3,505
36	72	LH	A2DL3672A*@^#	Desk Shell with 6" overhang, 24"D ped, LH, 36"x72"	\$3,672
Desk Shell with B/B/F Pedestal and Center Drawer, RH					
24	72	RH	A2DR2472A*@^#	Desk Shell, 18"D ped, RH, 24"x72"	\$3,309
30	48	RH	A2DR3048A*@^#	Desk Shell, 24"D ped, RH, 30"x48"	\$3,229
30	60	RH	A2DR3060A*@^#	Desk Shell, 24"D ped, RH, 30"x60"	\$3,357
30	66	RH	A2DR3066A*@^#	Desk Shell, 24"D ped, RH, 30"x66"	\$3,464
30	72	RH	A2DR3072A*@^#	Desk Shell, 24"D ped, RH, 30"x72"	\$3,505
36	72	RH	A2DR3672A*@^#	Desk Shell with 6" overhang, 24"D ped, RH, 36"x72"	\$3,672

Tip: The desks on this page have end panels and full width back panels.

Tip: As of March 2015, dimensions of the Desk Shells, Return Shells, Bridges, and D-tops have changed. Previous versions will not mix.

Tip: If you want full depth peds, shells and peds must be ordered separately.



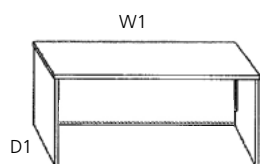
D1	W1	O	Part Number	Description	List Price (US\$)
----	----	---	-------------	-------------	-------------------

Desk Shell with 24"D B/B/F Pedestal, 24"D F/F Pedestal, and Center Drawer

30	60	-	A2E3060A*^#	Desk Shell, Double Ped, 30"x60"	\$4,281
30	66	-	A2E3066A*^#	Desk Shell, Double Ped, 30"x66"	\$4,388
30	72	-	A2E3072A*^#	Desk Shell, Double Ped, 30"x72"	\$4,429
36	72	-	A2E3672A*^#	Desk Shell with 6" overhang, Double Ped, 36"x72"	\$4,596

Tip: As of March 2015, dimensions of the Desk Shells, Return Shells, Bridges, and D-tops have changed. Previous versions will not mix.

Tip: If you want full depth peds, shells and peds must be ordered separately.


Desk Shell (no drawer), 24"D and 30"D

24	48	-	A2T2448A*^#	Desk Shell, 24"x48"	\$1,596
24	60	-	A2T2460A*^#	Desk Shell, 24"x60"	\$1,715
24	66	-	A2T2466A*^#	Desk Shell, 24"x66"	\$1,812
24	72	-	A2T2472A*^#	Desk Shell, 24"x72"	\$1,854
30	48	-	A2T3048A*^#	Desk Shell, 30"x48"	\$1,753
30	60	-	A2T3060A*^#	Desk Shell, 30"x60"	\$1,881
30	66	-	A2T3066A*^#	Desk Shell, 30"x66"	\$1,988
30	72	-	A2T3072A*^#	Desk Shell, 30"x72"	\$2,029
36	72	-	A2T3672A*^#	Desk Shell with 6" overhang, 36"x72"	\$2,348

Tip: Lower priced Ped Supported Desks are found earlier in this section.

Tip: The desks on this page have end panels and full width back panels.

Tip: As of March 2015, dimensions of the Desk Shells, Return Shells, Bridges, and D-tops have changed. Previous versions will not mix.

Apex Desk Shells

STEP 1

(*) Cable Management Option List:

N	None	no charge
C	Grommet (center, rear)	+\$19
L	Grommet (left, rear)	+\$19
R	Grommet (right, rear)	+\$19
D	Grommets (left and right, rear)	+\$38

Tip: A grommet cannot be specified over a pedestal.

STEP 2 - If Applicable

(@) Pull Suffix List:



(A) Arc

(I) Integral

STEP 3

(*) Paint Suffix List

G	Storm	
R	Black	
S	Silver	
T	Medium Tone	
W	Arctic White	
Z	Other	TBD

Tip: Some Steelcase, Miller/Knoll, Haworth, and Allsteel paints are available for \$1000 list fee per order. Call/email for availability of specific colors. Additional custom paints (e.g. Tiger Dry Lac) must be quoted through designteam@enwork.com.

STEP 4

(#) Laminate Suffix List:

2	Formica Pecan Walnut (6996-26)	
3	Formica Millennium Oak (5887-26)	
4	Formica Scandi Rift Oak (8677-26)	
5	Formica Pale Brushstroke (6997-58)	
6	Formica Storm (912-58)	
A	Formica Chelsea Maple (9238-58)	
E	Formica Zen Grey (9243-58)	
F	Formica Black (909-58)	
G	Formica Graphite (837-58)	
H	Formica Ceruse Gray Walnut (6994-26)	
K	Formica Aged Ash (8844-WR)	
L	Formica Formal Walnut (5782-NG)	
M	Formica Classic White (9244-58)	
Q	Formica Inked Oak (5792-PG)	
W	Formica Brite White (459-58)	
X	Formica Non-Premium (58,43, MC, SP, and NT finishes), Formica Premium (WR, 42, 77, 46, RD), Wilsonart Non-Premium (-38, -60), and Wilsonart Premium (-07, -12, -18, -28, -52, -78)	+\$40

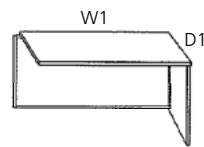
Wilsonart virtual design library Y series laminates, Wilsonart Solicolor, and Formica ColorCore2 are not included in the above upcharges.
For pricing, contact designteam@enwork.com

Product Specifications:

- > Desks are steel with laminate worksurface and full-height back panels.
- > Lock cores are LL Series.
- > Height is 29"

Ordering Information:

- > 1/2 height back panels are available (no charge). Add "Y" in front of part number. 3/4 height back panels are also available (no charge). Add "Z" in front of part number.
- > Peds and Center Drawers are Keyed alike.
- > Ships assembled.
- > When ordering peds for shells drop down a size (e.g. put 18"D peds into 24"D shells).
- > **A freight fee of \$150 net is assessed on orders less than \$1500 net. See page 13.**



Right hand unit shown

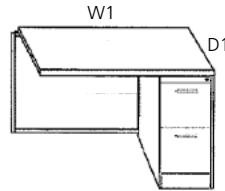
D1	W1	O	Part Number	Description	List Price (US\$)
----	----	---	-------------	-------------	-------------------

Return Shells, 24"D

24	36	LH	A2HL2436A*^#	Return Shell LH, 36"	\$1,256
24	42	LH	A2HL2442A*^#	Return Shell LH, 42"	\$1,326
24	48	LH	A2HL2448A*^#	Return Shell LH, 48"	\$1,361
24	36	RH	A2HR2436A*^#	Return Shell, RH, 36"	\$1,256
24	42	RH	A2HR2442A*^#	Return Shell, RH, 42"	\$1,326
24	48	RH	A2HR2448A*^#	Return Shell, RH, 48"	\$1,361

Tip: Returns are intended to be used with 66" and 72" desks. Center drawers will be partially covered by return worksurface on 60" and smaller desk widths.

Tip: As of March 2015, dimensions of the Desk Shells, Return Shells, Bridges, and D-tops have changed. Previous versions will not mix.



Right hand unit shown

Return Shells, 24"D with 18"D F/F Pedestal

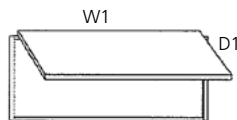
24	36	LH	A2KL2436A*^@^#	Return Shell with ped, LH, 36"	\$2,287
24	42	LH	A2KL2442A*^@^#	Return Shell with ped, LH, 42"	\$2,357
24	48	LH	A2KL2448A*^@^#	Return Shell with ped, LH, 48"	\$2,392
24	36	RH	A2KR2436A*^@^#	Return Shell with ped, RH, 36"	\$2,287
24	42	RH	A2KR2442A*^@^#	Return Shell with ped, RH, 42"	\$2,357
24	48	RH	A2KR2448A*^@^#	Return Shell with ped, RH, 48"	\$2,392

Tip: Returns are intended to be used with 66" and 72" desks. Center drawers will be partially covered by return worksurface on 60" and smaller desk widths.

Tip: As of March 2015, dimensions of the Desk Shells, Return Shells, Bridges, and D-tops have changed. Previous versions will not mix.

Tip: If you want full depth peds, shells and peds must be ordered separately.

Bridges, 24"D

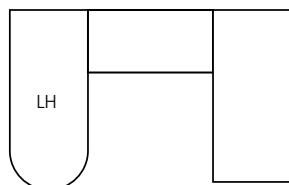


24	42	-	A2BR2442A*^#	Bridge, 42"	\$1,033
24	48	-	A2BR2448A*^#	Bridge, 48"	\$1,102

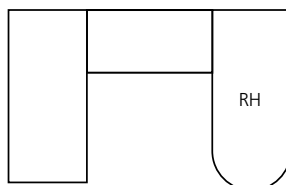
Tip: Grommet specified in Step 1.

Tip: Bridge cannot connect to ped, only end panel.

Tip: As of March 2015, dimensions of the Desk Shells, Return Shells, Bridges, and D-tops have changed. Previous versions will not mix.

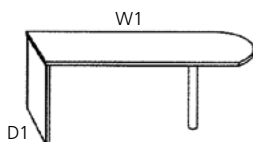


D-Top Left-Handed Application



D-Top Right-Handed Application

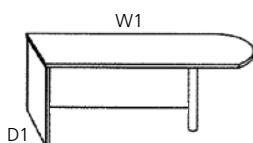
D1 W1 O Part Number Description List Price (US\$)

**D-Top Desks, 30"D**

30	48	-	A2L3048A**#	D-Top Desk, 48"	\$1,502
30	60	-	A2L3060A**#	D-Top Desk, 60"	\$1,558
30	66	-	A2L3066A**#	D-Top Desk, 66"	\$1,613
30	72	-	A2L3072A**#	D-Top Desk, 72"	\$1,615

Tip: Attaches to return or bridge to form a "U" station

Tip: As of March 2015, dimensions of the Desk Shells, Return Shells, Bridges, and D-tops have changed. Previous versions will not mix.

**D-Top Desks with 3/4 Modesty, 30"D**

30	48	-	A2JR3048A**#	D-Top Desk with 3/4 modesty, RH, 48"	\$1,795
30	60	-	A2JR3060A**#	D-Top Desk with 3/4 modesty, RH, 60"	\$1,942
30	66	-	A2JR3066A**#	D-Top Desk with 3/4 modesty, RH, 66"	\$2,064
30	72	-	A2JR3072A**#	D-Top Desk with 3/4 modesty, RH, 72"	\$2,111
30	48	-	A2JL3048A**#	D-Top Desk with 3/4 modesty, LH, 48"	\$1,795
30	60	-	A2JL3060A**#	D-Top Desk with 3/4 modesty, LH, 60"	\$1,942
30	66	-	A2JL3066A**#	D-Top Desk with 3/4 modesty, LH, 66"	\$2,064
30	72	-	A2JL3072A**#	D-Top Desk with 3/4 modesty, LH, 72"	\$2,111

Tip: Attaches to return or bridge to form a "U" station

Tip: Can be reconfigured between LH and RH in field.

Tip: As of March 2015, dimensions of the Desk Shells, Return Shells, Bridges, and D-tops have changed. Previous versions will not mix.

Full-Height Back Panels (Component Part)

-	60	-	A2ZBP260^	Back Panel for use on 2 Ped Desks, 60"W	\$274
-	66	-	A2ZBP266^	Back Panel for use on 2 Ped Desks, 66"W	\$321
-	72	-	A2ZBP272^	Back Panel for use on 2 Ped Desks, 72"W	\$356
-	60	-	A2ZBP160^	Back Panel for use on 1 Ped Desk, 60"W	\$378
-	66	-	A2ZBP166^	Back Panel for use on 1 Ped Desk, 66"W	\$423
-	72	-	A2ZBP172^	Back Panel for use on 1 Ped Desk, 72"W	\$471
-	36	-	A2ZRBP136^	Back Panel for use on 1 Ped Return, 36"W	\$241
-	42	-	A2ZRBP142^	Back Panel for use on 1 Ped Return, 42"W	\$274
-	48	-	A2ZRBP148^	Back Panel for use on 1 Ped Return, 48"W	\$307

Tip: 1/2 height back panels are available (no charge). Add "Y" in front of part number.
3/4 height back panels are also available (no charge). Add "Z" in front of part number.

End Panel (Component Part)

24	-	-	A2ZEP24^	Apex End Panel, 24"D	\$318
30	-	-	A2ZEP30^	Apex End Panel, 30"D	\$376

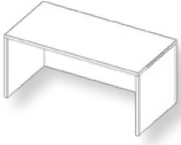


Affinity™

Affinity™ Overview

Full Desks

Rectangular

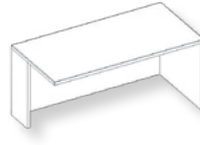


Bow



Return Shells

Rectangle



Visitor

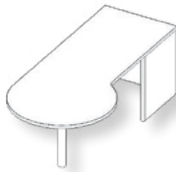


Conference Shells


Jetty



"P"



Angled

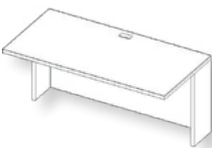


"D-Top"

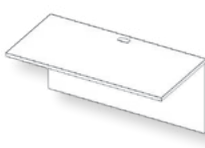


Straight Base Desk Shell

Bridge Shell A

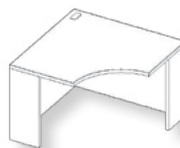


Bridge Shell B



Corner Shells

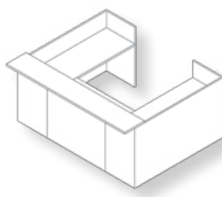
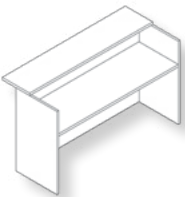
Curved Corner



Extended Curved Corner

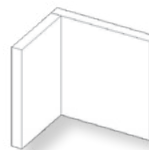


Reception Shells

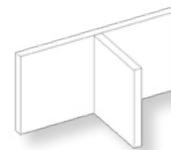


Other Supports

L Panel

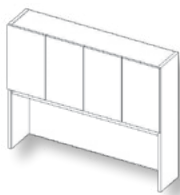


T Panel

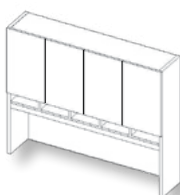


Designer Series Hutches

Rectangular Doors

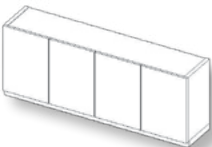


Cubby Hutch



Other Hutch Components

Wall Mount



Product Specifications:

- Corners and bridge shells come standard with oval-shaped grommets. Additional grommets can be requested for a charge of \$37 list per grommet.
- Hutches offer cable management between the hutch back panel and the worksurface.
- Full depth, full extension ball bearing sides
- High quality cam lock and dowel construction
- 110 degree hinges included on overhead storage
- Adjustable door hinges
- Keyed alike

Pedestals

File-File



Box-Box-File



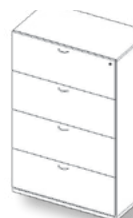
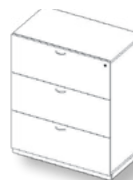
Mobile-Box-File



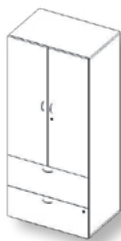
Double Door Cabinets



Laterals



Combination Cabinets



Towers

Wardrobe Tower with Storage Door



Wardrobe Tower with Side-Access




Corner Cabinets



Bookcases

2-High



3-High



4-High



5-High



6-High



AFFINITY LAMINATE FURNITURE

Affinity Modular Desk Shells

STEP 1

(&) Back Panel Suffix List:

- F Full Height Back Panel
- T Three-Quarter Height Back Panel
- E Short Back Panel (for outlet access)

STEP 2

(* Cable Management Suffix List:

- N No Cable Management
- C Grommet (center rear) + \$19
- L Grommet (left rear) + \$19
- R Grommet (right rear) + \$19

Tip: A grommet cannot be specified over a pedestal.

STEP 3

(#) Worksurface Laminate Suffix List:

- 2 Formica Pecan Walnut (6996-26)
- 3 Formica Millennium Oak (5887-26)
- 4 Formica Scandi Rift Oak (8677-26)
- 5 Formica Pale Brushstroke (6997-58)
- 6 Formica Storm (912-58)
- A Formica Chelsea Maple (9238-58)
- E Formica Zen Grey (9243-58)
- F Formica Black (909-58)
- G Formica Graphite (837-58)
- H Formica Ceruse Gray Walnut (6994-26)
- K Formica Aged Ash (8844-WR)
- L Formica Formal Walnut (5782-NG)
- M Formica Classic White (9244-58)
- Q Formica Inked Oak (5792-PG)
- W Formica Brite White (459-58)
- X Formica Non-Premium (58,43, MC, SP, and NT finishes), Formica Premium (WR, 42, 77, 46, RD), Wilsonart Non-Premium (-38, -60), and Wilsonart Premium (-07, -12, -18, -28, -52, -78) +\$40

Wilsonart virtual design library Y series laminates, Wilsonart Solicolor, and Formica ColorCore2 are not included in the above upcharges.

For pricing, contact designteam@enwork.com

STEP 4

(@) Casegood (Shell) Laminate Suffix List:

- 2 Formica Pecan Walnut (6996-26)
- 3 Formica Millennium Oak (5887-26)
- 4 Formica Scandi Rift Oak (8677-26)
- 5 Formica Pale Brushstroke (6997-58)
- 6 Formica Storm (912-58)
- A Formica Chelsea Maple (9238-58)
- E Formica Zen Grey (9243-58)
- F Formica Black (909-58)
- G Formica Graphite (837-58)
- H Formica Ceruse Gray Walnut (6994-26)
- K Formica Aged Ash (8844-WR)
- L Formica Formal Walnut (5782-NG)
- M Formica Classic White (9244-58)
- Q Formica Inked Oak (5792-PG)
- W Formica Brite White (459-58)
- X Formica Non-Premium (58,43, MC, SP, and NT finishes), Formica Premium (WR, 42, 77, 46, RD), Wilsonart Non-Premium (-38, -60), and Wilsonart Premium (-07, -12, -18, -28, -52, -78) +\$264

Wilsonart virtual design library Y series laminates, Wilsonart Solicolor, and Formica ColorCore2 are not included in the above upcharges.

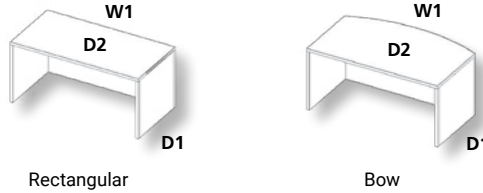
For pricing, contact designteam@enwork.com

Product Specifications:

- > Height is 29"

Ordering Information:

- > Ships knocked down.
- > A freight fee of \$150 net is assessed on orders less than \$1500 net. See page 13.



D1	D2	W1	Part Number	Description	List Price (US\$)
Rectangle Desk Shells, 24"D					
24	24	48	DAA2448&*#@	Rectangle Desk Shell, 24"x48"	\$1,205
24	24	60	DAA2460&*#@	Rectangle Desk Shell, 24"x60"	\$1,305
24	24	66	DAA2466&*#@	Rectangle Desk Shell, 24"x66"	\$1,413
24	24	72	DAA2472&*#@	Rectangle Desk Shell, 24"x72"	\$1,413
24	24	84	DAA2484&*#@	Rectangle Desk Shell, 24"x84"	\$1,709
24	24	96	DAA2496&*#@	Rectangle Desk Shell, 24"x96"	\$1,709
Rectangle Desk Shells, 30"D					
30	30	48	DAA3048&*#@	Rectangle Desk Shell, 30"x48"	\$1,348
30	30	60	DAA3060&*#@	Rectangle Desk Shell, 30"x60"	\$1,463
30	30	66	DAA3066&*#@	Rectangle Desk Shell, 30"x66"	\$1,520
30	30	72	DAA3072&*#@	Rectangle Desk Shell, 30"x72"	\$1,571
30	30	84	DAA3084&*#@	Rectangle Desk Shell, 30"x84"	\$1,762
30	30	96	DAA3096&*#@	Rectangle Desk Shell, 30"x96"	\$1,793
Rectangle Desk Shells, 36"D					
30	36	48	DAA3648&*#@	Rectangle Desk Shell, 30"x48" shell w/ 6" overhang, 36"x48"	\$1,520
30	36	60	DAA3660&*#@	Rectangle Desk Shell, 30"x60" shell w/ 6" overhang, 36"x60"	\$1,642
30	36	66	DAA3666&*#@	Rectangle Desk Shell, 30"x66" shell w/ 6" overhang, 36"x66"	\$1,779
30	36	72	DAA3672&*#@	Rectangle Desk Shell, 30"x72" shell w/ 6" overhang, 36"x72"	\$1,779
Bow Front Desk Shells, 24"D					
24	30	48	DAB2448&*#@	Bow Front Desk Shell, 24"x48" shell w/ 6" overhang, 30"x48"	\$1,456
24	30	60	DAB2460&*#@	Bow Front Desk Shell, 24"x60" shell w/ 6" overhang, 30"x60"	\$1,578
24	30	72	DAB2472&*#@	Bow Front Desk Shell, 24"x72" shell w/ 6" overhang, 30"x72"	\$1,721
Bow Front Desk Shells, 30"D					
30	36	48	DAB3048&*#@	Bow Front Desk Shell, 30"x48" shell w/ 6" overhang, 36"x48"	\$1,592
30	36	60	DAB3060&*#@	Bow Front Desk Shell, 30"x60" shell w/ 6" overhang, 36"x60"	\$1,800
30	36	72	DAB3072&*#@	Bow Front Desk Shell, 30"x72" shell w/ 6" overhang, 36"x72"	\$1,944

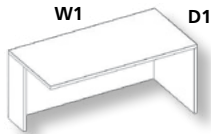
Affinity Return Shells

Product Specifications:

> Height is 29"

Ordering Information:

- > Extended Curved Corner Shells include a corner grommet. Select grommets for Rectangle and Transition Shells in Step 4.
- > Standard grain direction runs left to right. To specify front to back (matching) grain direction on return or bridge shells contact designteam@enwork.com.
- > A freight fee of \$150 net is assessed on orders less than \$1500 net. See page 13.



Rectangle

D1	D2	W1	O	Part Number	Description	List Price (US\$)
Rectangle Return Shells, 24"D, RH						
24	-	30	RH	DCAR2430&#@*	Rectangle Return Shell, RH, 24"x30"	\$918
24	-	36	RH	DCAR2436&#@*	Rectangle Return Shell, RH, 24"x36"	\$975
24	-	42	RH	DCAR2442&#@*	Rectangle Return Shell, RH, 24"x42"	\$1,047
24	-	48	RH	DCAR2448&#@*	Rectangle Return Shell, RH, 24"x48"	\$1,083
24	-	60	RH	DCAR2460&#@*	Rectangle Return Shell, RH, 24"x60"	\$1,191
Rectangle Return Shells, 30"D, RH						
30	-	30	RH	DCAR3030&#@*	Rectangle Return Shell, RH, 30"x30"	\$1,011
30	-	36	RH	DCAR3036&#@*	Rectangle Return Shell, RH, 30"x36"	\$1,054
30	-	42	RH	DCAR3042&#@*	Rectangle Return Shell, RH, 30"x42"	\$1,133
30	-	48	RH	DCAR3048&#@*	Rectangle Return Shell, RH, 30"x48"	\$1,183
30	-	60	RH	DCAR3060&#@*	Rectangle Return Shell, RH, 30"x60"	\$1,298
Rectangle Return Shells, 24"D, LH						
24	-	30	LH	DCAL2430&#@*	Rectangle Return Shell, LH, 24"x30"	\$918
24	-	36	LH	DCAL2436&#@*	Rectangle Return Shell, LH, 24"x36"	\$975
24	-	42	LH	DCAL2442&#@*	Rectangle Return Shell, LH, 24"x42"	\$1,047
24	-	48	LH	DCAL2448&#@*	Rectangle Return Shell, LH, 24"x48"	\$1,083
24	-	60	LH	DCAL2460&#@*	Rectangle Return Shell, LH, 24"x60"	\$1,191
Rectangle Return Shells, 30"D, LH						
30	-	30	LH	DCAL3030&#@*	Rectangle Return Shell, LH, 30"x30"	\$1,011
30	-	36	LH	DCAL3036&#@*	Rectangle Return Shell, LH, 30"x36"	\$1,054
30	-	42	LH	DCAL3042&#@*	Rectangle Return Shell, LH, 30"x42"	\$1,133
30	-	48	LH	DCAL3048&#@*	Rectangle Return Shell, LH, 30"x48"	\$1,183
30	-	60	LH	DCAL3060&#@*	Rectangle Return Shell, LH, 30"x60"	\$1,298

STEP 1

(&) Back Panel Suffix List:

- F Full Height Back Panel
- T Three-Quarter Height Back Panel
- E Short Back Panel (for outlet access)

STEP 2

(#) Laminate Suffix List:

- 2 Formica Pecan Walnut (6996-26)
- 3 Formica Millennium Oak (5887-26)
- 4 Formica Scandi Rift Oak (8677-26)
- 5 Formica Pale Brushstroke (6997-58)
- 6 Formica Storm (912-58)
- A Formica Chelsea Maple (9238-58)
- E Formica Zen Grey (9243-58)
- F Formica Black (909-58)
- G Formica Graphite (837-58)
- H Formica Ceruse Gray Walnut (6994-26)
- K Formica Aged Ash (8844-WR)
- L Formica Formal Walnut (5782-NG)
- M Formica Classic White (9244-58)
- Q Formica Inked Oak (5792-PG)
- W Formica Brite White (459-58)
- X Formica Non-Premium (58,43, MC, SP, +\$40 and NT finishes), Formica Premium (WR, 42, 77, 46, RD), Wilsonart Non-Premium (-38, -60), and Wilsonart Premium (-07, -12, -18, -28, -52, -78)

Wilsonart virtual design library Y series laminates, Wilsonart Solicolor, and Formica ColorCore2 are not included in the above upcharges.

For pricing, contact designteam@enwork.com

STEP 3

(@) Casegood (Shell) Laminate Suffix List:

- 2 Formica Pecan Walnut (6996-26)
- 3 Formica Millennium Oak (5887-26)
- 4 Formica Scandi Rift Oak (8677-26)
- 5 Formica Pale Brushstroke (6997-58)
- 6 Formica Storm (912-58)
- A Formica Chelsea Maple (9238-58)
- E Formica Zen Grey (9243-58)
- F Formica Black (909-58)
- G Formica Graphite (837-58)
- H Formica Ceruse Gray Walnut (6994-26)
- K Formica Aged Ash (8844-WR)
- L Formica Formal Walnut (5782-NG)
- M Formica Classic White (9244-58)
- Q Formica Inked Oak (5792-PG)
- W Formica Brite White (459-58)
- X Formica Non-Premium (58,43, MC, SP, +\$264 and NT finishes), Formica Premium (WR, 42, 77, 46, RD), Wilsonart Non-Premium (-38, -60), and Wilsonart Premium (-07, -12, -18, -28, -52, -78)

Wilsonart virtual design library Y series laminates, Wilsonart Solicolor, and Formica ColorCore2 are not included in the above upcharges.

For pricing, contact designteam@enwork.com

STEP 4

(*) Cable Management Suffix List:

- N No Cable Management
- C Grommet (center rear) + \$19
- L Grommet (left rear) + \$19
- R Grommet (right rear) + \$19

Tip: A grommet cannot be specified over a pedestal.

Affinity Modular Desk Shells

STEP 1

(&) Back Panel Suffix List:

- F Full Height Back Panel
- T Three-Quarter Height Back Panel
- E Short Back Panel (for outlet access)

STEP 2

(#) Worksurface Laminate Suffix List:

- 2 Formica Pecan Walnut (6996-26)
- 3 Formica Millennium Oak (5887-26)
- 4 Formica Scandi Rift Oak (8677-26)
- 5 Formica Pale Brushstroke (6997-58)
- 6 Formica Storm (912-58)
- A Formica Chelsea Maple (9238-58)
- E Formica Zen Grey (9243-58)
- F Formica Black (909-58)
- G Formica Graphite (837-58)
- H Formica Ceruse Gray Walnut (6994-26)
- K Formica Aged Ash (8844-WR)
- L Formica Formal Walnut (5782-NG)
- M Formica Classic White (9244-58)
- Q Formica Inked Oak (5792-PG)
- W Formica Brite White (459-58)
- X Formica Non-Premium (58,43, MC, SP, and NT finishes), Formica Premium (WR, 42, 77, 46, RD), Wilsonart Non-Premium (-38, -60), and Wilsonart Premium (-07, -12, -18, -28, -52, -78) +\$40

Wilsonart virtual design library Y series laminates, Wilsonart Solicolor, and Formica ColorCore2 are not included in the above upcharges.

For pricing, contact designteam@enwork.com

STEP 3

(@) Casegood (Shell) Laminate Suffix List:

- 2 Formica Pecan Walnut (6996-26)
- 3 Formica Millennium Oak (5887-26)
- 4 Formica Scandi Rift Oak (8677-26)
- 5 Formica Pale Brushstroke (6997-58)
- 6 Formica Storm (912-58)
- A Formica Chelsea Maple (9238-58)
- E Formica Zen Grey (9243-58)
- F Formica Black (909-58)
- G Formica Graphite (837-58)
- H Formica Ceruse Gray Walnut (6994-26)
- K Formica Aged Ash (8844-WR)
- L Formica Formal Walnut (5782-NG)
- M Formica Classic White (9244-58)
- Q Formica Inked Oak (5792-PG)
- W Formica Brite White (459-58)
- X Formica Non-Premium (58,43, MC, SP, and NT finishes), Formica Premium (WR, 42, 77, 46, RD), Wilsonart Non-Premium (-38, -60), and Wilsonart Premium (-07, -12, -18, -28, -52, -78) +\$264

Wilsonart virtual design library Y series laminates, Wilsonart Solicolor, and Formica ColorCore2 are not included in the above upcharges.

For pricing, contact designteam@enwork.com

STEP 4 - Jetty Only

(*) Leg Finish Suffix List:

- G Storm
- R Black
- S Silver
- T Medium Tone
- W Arctic White
- Z Other TBD

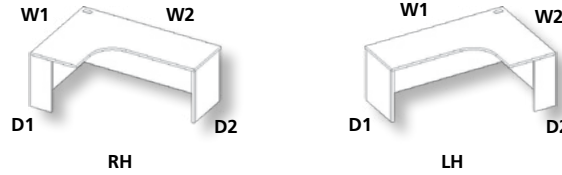
Tip: Some Steelcase, Miller/Knoll, Haworth, and Allsteel paints are available for \$1000 list fee per order. Call/email for availability of specific colors. Additional custom paints (e.g. Tiger Dry Lac) must be quoted through designteam@enwork.com.

Product Specifications:

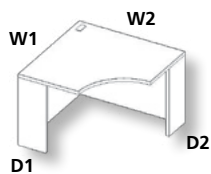
- > Height is 29"

Ordering Information:

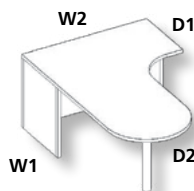
- > Ships knocked down.
- > A freight fee of \$150 net is assessed on orders less than \$1500 net. See page 13.



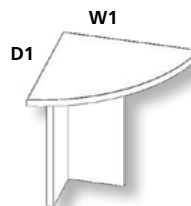
D1	D2	W1	W2	O	Part Number	Description	List Price (US\$)
Extended Curved Corner Desk Shells, 36"x 60", RH							
24	24	36	60	RH	DDA223660&#amp;#@	Ext. Curved Corner Shell, RH, 24"x24"x36"x60"	\$1,650
24	30	36	60	RH	DDA233660&#amp;#@	Ext. Curved Corner Shell, RH, 24"x30"x36"x60"	\$1,693
30	24	36	60	RH	DDA323660&#amp;#@	Ext. Curved Corner Shell, RH, 30"x24"x36"x60"	\$1,650
30	30	36	60	RH	DDA333660&#amp;#@	Ext. Curved Corner Shell, RH, 30"x30"x36"x60"	\$1,693
Extended Curved Corner Desk Shells, 36"x 72", RH							
24	24	36	72	RH	DDA223672&#amp;#@	Ext. Curved Corner Shell, RH, 24"x24"x36"x72"	\$1,786
24	30	36	72	RH	DDA233672&#amp;#@	Ext. Curved Corner Shell, RH, 24"x30"x36"x72"	\$1,822
30	24	36	72	RH	DDA323672&#amp;#@	Ext. Curved Corner Shell, RH, 30"x24"x36"x72"	\$1,786
30	30	36	72	RH	DDA333672&#amp;#@	Ext. Curved Corner Shell, RH, 30"x30"x36"x72"	\$1,822
Extended Curved Corner Desk Shells, 48"x 60", RH							
24	24	48	60	RH	DDA224860&#amp;#@	Ext. Curved Corner Shell, RH, 24"x24"x48"x60"	\$1,836
24	30	48	60	RH	DDA234860&#amp;#@	Ext. Curved Corner Shell, RH, 24"x30"x48"x60"	\$1,886
30	24	48	60	RH	DDA324860&#amp;#@	Ext. Curved Corner Shell, RH, 30"x24"x48"x60"	\$1,836
30	30	48	60	RH	DDA334860&#amp;#@	Ext. Curved Corner Shell, RH, 30"x30"x48"x60"	\$1,886
Extended Curved Corner Desk Shells, 48"x 72", RH							
24	24	48	72	RH	DDA224872&#amp;#@	Ext. Curved Corner Shell, RH, 24"x24"x48"x72"	\$1,994
24	30	48	72	RH	DDA234872&#amp;#@	Ext. Curved Corner Shell, RH, 24"x30"x48"x72"	\$2,037
30	24	48	72	RH	DDA324872&#amp;#@	Ext. Curved Corner Shell, RH, 30"x24"x48"x72"	\$1,994
30	30	48	72	RH	DDA334872&#amp;#@	Ext. Curved Corner Shell, RH, 30"x30"x48"x72"	\$2,037
Extended Curved Corner Desk Shells, 60"x36", LH							
24	24	60	36	LH	DDA226036&#amp;#@	Ext. Curved Corner Shell, LH, 24"x24"x60"x36"	\$1,650
24	30	60	36	LH	DDA236036&#amp;#@	Ext. Curved Corner Shell, LH, 24"x30"x60"x36"	\$1,693
30	24	60	36	LH	DDA326036&#amp;#@	Ext. Curved Corner Shell, LH, 30"x24"x60"x36"	\$1,650
30	30	60	36	LH	DDA336036&#amp;#@	Ext. Curved Corner Shell, LH, 30"x30"x60"x36"	\$1,693
Extended Curved Corner Desk Shells, 72"x36", LH							
24	24	72	36	LH	DDA227236&#amp;#@	Ext. Curved Corner Shell, LH, 24"x24"x72"x36"	\$1,786
24	30	72	36	LH	DDA237236&#amp;#@	Ext. Curved Corner Shell, LH, 24"x30"x72"x36"	\$1,822
30	24	72	36	LH	DDA327236&#amp;#@	Ext. Curved Corner Shell, LH, 30"x24"x72"x36"	\$1,786
30	30	72	36	LH	DDA337236&#amp;#@	Ext. Curved Corner Shell, LH, 30"x30"x72"x36"	\$1,822
Extended Curved Corner Desk Shells, 60"x48", LH							
24	24	60	48	LH	DDA226048&#amp;#@	Ext. Curved Corner Shell, LH, 24"x24"x60"x48"	\$1,836
24	30	60	48	LH	DDA236048&#amp;#@	Ext. Curved Corner Shell, LH, 24"x30"x60"x48"	\$1,886
30	24	60	48	LH	DDA326048&#amp;#@	Ext. Curved Corner Shell, LH, 30"x24"x60"x48"	\$1,836
30	30	60	48	LH	DDA336048&#amp;#@	Ext. Curved Corner Shell, LH, 30"x30"x60"x48"	\$1,886
Extended Curved Corner Desk Shells, 72"x48", LH							
24	24	72	48	LH	DDA227248&#amp;#@	Ext. Curved Corner Shell, LH, 24"x24"x72"x48"	\$1,994
24	30	72	48	LH	DDA237248&#amp;#@	Ext. Curved Corner Shell, LH, 24"x30"x72"x48"	\$2,037
30	24	72	48	LH	DDA327248&#amp;#@	Ext. Curved Corner Shell, LH, 30"x24"x72"x48"	\$1,994
30	30	72	48	LH	DDA337248&#amp;#@	Ext. Curved Corner Shell, LH, 30"x30"x72"x48"	\$2,037



Curved



Jetty LH
(RH opposite)



Visitor

D1	D2	W1	W2	O	Part Number	Description	List Price (US\$)
Curved Corner Desk Shells							
24	24	36	36	-	DBA223636&#@	Curved Corner Desk Shell, 24"x24"x36"x36"	\$1,298
24	30	36	36	-	DBA233636&#@	Curved Corner Desk Shell, 24"x30"x36"x36"	\$1,298
30	24	36	36	-	DBA323636&#@	Curved Corner Desk Shell, 30"x24"x36"x36"	\$1,298
24	24	42	42	-	DBA224242&#@	Curved Corner Desk Shell, 24"x24"x42"x42"	\$1,427
24	30	42	42	-	DBA234242&#@	Curved Corner Desk Shell, 24"x30"x42"x42"	\$1,427
30	24	42	42	-	DBA324242&#@	Curved Corner Desk Shell, 30"x24"x42"x42"	\$1,427
30	30	42	42	-	DBA334242&#@	Curved Corner Desk Shell, 30"x30"x42"x42"	\$1,427
24	24	48	48	-	DBA224848&#@	Curved Corner Desk Shell, 24"x24"x48"x48"	\$1,563
24	30	48	48	-	DBA234848&#@	Curved Corner Desk Shell, 24"x30"x48"x48"	\$1,563
30	24	48	48	-	DBA324848&#@	Curved Corner Desk Shell, 30"x24"x48"x48"	\$1,563
30	30	48	48	-	DBA334848&#@	Curved Corner Desk Shell, 30"x30"x48"x48"	\$1,563
Jetty Conference Shells							
24	30	48	72	RH	DEA234872&#@^	Jetty Conference Shell, RH 24"x30"x48"x72"	\$1,840
30	30	48	72	RH	DEA334872&#@^	Jetty Conference Shell, RH 30"x30"x48"x72"	\$1,840
24	30	72	48	LH	DEA327248&#@^	Jetty Conference Shell, LH 30"x24"x72"x48"	\$1,933
30	30	72	48	LH	DEA337248&#@^	Jetty Conference Shell, LH 30"x30"x72"x48"	\$1,933
120 Visitor Shell							
24	-	24	-	-	DJB2424#@	120 Visitor Shell, 24"x24"	\$552

Affinity Modular Conference Shells

STEP 1

(&) Back Panel Suffix List:

- F *Full Height Back Panel
- T Three-Quarter Height Back Panel
- E Short Back Panel (for outlet access)

* D-Top only available with Full Height Back Panel.

STEP 2

(#) Worksurface Laminate Suffix List:

- 2 Formica Pecan Walnut (6996-26)
- 3 Formica Millennium Oak (5887-26)
- 4 Formica Scandi Rift Oak (8677-26)
- 5 Formica Pale Brushstroke (6997-58)
- 6 Formica Storm (912-58)
- A Formica Chelsea Maple (9238-58)
- E Formica Zen Grey (9243-58)
- F Formica Black (909-58)
- G Formica Graphite (837-58)
- H Formica Ceruse Gray Walnut (6994-26)
- K Formica Aged Ash (8844-WR)
- L Formica Formal Walnut (5782-NG)
- M Formica Classic White (9244-58)
- Q Formica Inked Oak (5792-PG)
- W Formica Brite White (459-58)
- X Formica Non-Premium (58,43, MC, SP, and NT finishes), Formica Premium (WR, 42, 77, 46, RD), Wilsonart Non-Premium (-38, -60), and Wilsonart Premium (-07, -12, -18, -28, -52, -78) +\$40

Wilsonart virtual design library Y series laminates, Wilsonart Solicor, and Formica ColorCore2 are not included in the above upcharges.

For pricing, contact designteam@enwork.com

STEP 3

(@) Casegood (Shell) Laminate Suffix List:

- 2 Formica Pecan Walnut (6996-26)
- 3 Formica Millennium Oak (5887-26)
- 4 Formica Scandi Rift Oak (8677-26)
- 5 Formica Pale Brushstroke (6997-58)
- 6 Formica Storm (912-58)
- A Formica Chelsea Maple (9238-58)
- E Formica Zen Grey (9243-58)
- F Formica Black (909-58)
- G Formica Graphite (837-58)
- H Formica Ceruse Gray Walnut (6994-26)
- K Formica Aged Ash (8844-WR)
- L Formica Formal Walnut (5782-NG)
- M Formica Classic White (9244-58)
- Q Formica Inked Oak (5792-PG)
- W Formica Brite White (459-58)
- X Formica Non-Premium (58,43, MC, SP, and NT finishes), Formica Premium (WR, 42, 77, 46, RD), Wilsonart Non-Premium (-38, -60), and Wilsonart Premium (-07, -12, -18, -28, -52, -78) +\$264

Wilsonart virtual design library Y series laminates, Wilsonart Solicor, and Formica ColorCore2 are not included in the above upcharges.

For pricing, contact designteam@enwork.com

STEP 4

(^) Leg Finish Suffix List:

- G Storm
- R Black
- S Silver
- T Medium Tone
- W Arctic White
- Z Other TBD

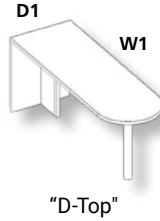
Tip: Some Steelcase, Miller/Knoll, Haworth, and Allsteel paints are available for \$1000 list fee per order. Call/email for availability of specific colors. Additional custom paints (e.g. Tiger Dry Lac) must be quoted through designteam@enwork.com.

Product Specifications:

- > Height is 29"

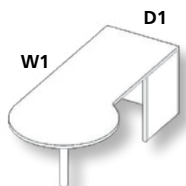
Ordering Information:

- > No Grommet
- > Includes Support Leg
- > Ships knocked down.
- > Modesty Screen specified separately. See pages 280-285.
- > **A freight fee of \$150 net is assessed on orders less than \$1500 net. See page 13.**

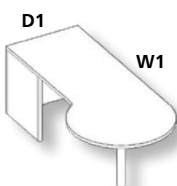


D1	D2	W1	O	Part Number	Description	List Price (US\$)
"D-Top" with T-Support and Column, 30"						
30	-	48	-	D5D3048#@^	Affinity D-Top, 30"x48"	\$1,190
30	-	60	-	D5D3060#@^	Affinity D-Top, 30"x60"	\$1,256
30	-	66	-	D5D3066#@^	Affinity D-Top, 30"x66"	\$1,312
30	-	72	-	D5D3072#@^	Affinity D-Top, 30"x72"	\$1,312
30	-	84	-	D5D3084#@^	Affinity D-Top, 30"x84"	\$1,464
30	-	96	-	D5D3096#@^	Affinity D-Top, 30"x96"	\$1,585

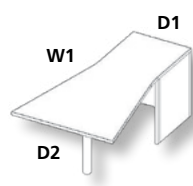
Tip: Only available with a full height back panel (see Step 1).



"P" RH



"P" LH



Angled RH
(LH opposite)

D1	D2	W1	O	Part Number	Description	List Price (US\$)
"P" Conference Shells, RH						
24	-	72	RH	DKD2472&#amp;#@^	"P" Conference Shell, RH, 24"x72"	\$1,467
30	-	72	RH	DKD3072&#amp;#@^	"P" Conference Shell, RH, 30"x72"	\$1,618
"P" Conference Shells, LH						
24	-	72	LH	DKK2472&#amp;#@^	"P" Conference Shell, LH, 24"x72"	\$1,467
30	-	72	LH	DKK3072&#amp;#@^	"P" Conference Shell, LH, 30"x72"	\$1,618
Angled Conference Shells, RH						
24	36	72	RH	DKFR243672&#amp;#@^	Angled Conference Shell, RH, 24"x36"x72"	\$1,582
30	42	72	RH	DKFR304272&#amp;#@^	Angled Conference Shell, RH, 30"x42"x72"	\$1,761
Angled Conference Shells, LH						
24	36	72	LH	DKFL243672&#amp;#@^	Angled Conference Shell, LH, 24"x36"x72"	\$1,582
30	42	72	LH	DKFL304272&#amp;#@^	Angled Conference Shell, LH, 30"x42"x72"	\$1,761

Affinity Modular Bridge Shells

STEP 1

(&) Back Panel Suffix List:

- F Full Height Back Panel
- T Three-Quarter Height Back Panel
- E Short Back Panel (for outlet access)

Tip: Three-Quarter Height and Short Back Panels are available on Bridge Shell A only.

STEP 2

(#) Worksurface Laminate Suffix List:

- 2 Formica Pecan Walnut (6996-26)
- 3 Formica Millennium Oak (5887-26)
- 4 Formica Scandi Rift Oak (8677-26)
- 5 Formica Pale Brushstroke (6997-58)
- 6 Formica Storm (912-58)
- A Formica Chelsea Maple (9238-58)
- E Formica Zen Grey (9243-58)
- F Formica Black (909-58)
- G Formica Graphite (837-58)
- H Formica Ceruse Gray Walnut (6994-26)
- K Formica Aged Ash (8844-WR)
- L Formica Formal Walnut (5782-NG)
- M Formica Classic White (9244-58)
- Q Formica Inked Oak (5792-PG)
- W Formica Brite White (459-58)
- X Formica Non-Premium (58,43, MC, SP, and NT finishes), Formica Premium (WR, 42, 77, 46, RD), Wilsonart Non-Premium (-38, -60), and Wilsonart Premium (-07, -12, -18, -28, -52, -78) +\$40

Wilsonart virtual design library Y series laminates, Wilsonart Solicolor, and Formica ColorCore2 are not included in the above upcharges.

For pricing, contact designteam@enwork.com

STEP 3

(@) Caseload (Shell) Laminate Suffix List:

- 2 Formica Pecan Walnut (6996-26)
- 3 Formica Millennium Oak (5887-26)
- 4 Formica Scandi Rift Oak (8677-26)
- 5 Formica Pale Brushstroke (6997-58)
- 6 Formica Storm (912-58)
- A Formica Chelsea Maple (9238-58)
- E Formica Zen Grey (9243-58)
- F Formica Black (909-58)
- G Formica Graphite (837-58)
- H Formica Ceruse Gray Walnut (6994-26)
- K Formica Aged Ash (8844-WR)
- L Formica Formal Walnut (5782-NG)
- M Formica Classic White (9244-58)
- Q Formica Inked Oak (5792-PG)
- W Formica Brite White (459-58)
- X Formica Non-Premium (58,43, MC, SP, and NT finishes), Formica Premium (WR, 42, 77, 46, RD), Wilsonart Non-Premium (-38, -60), and Wilsonart Premium (-07, -12, -18, -28, -52, -78) +\$264

Wilsonart virtual design library Y series laminates, Wilsonart Solicolor, and Formica ColorCore2 are not included in the above upcharges.

For pricing, contact designteam@enwork.com

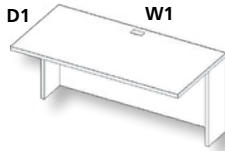
Product Specifications:

- > Height is 29"

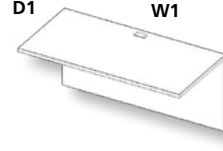
Ordering Information:

- > Includes Grommet
- > Ships knocked down.
- > Hardware included
- > Standard grain direction runs left to right. To specify front to back (matching) grain direction on return or bridge shells, contact designteam@enwork.com.
- > **A freight fee of \$150 net is assessed on orders less than \$1500 net. See page 13.**

Bridge Shell A works with all conference shells except D-Top.
 Bridge Shell B spans two full desk shells or a desk shell and a D-Top to make a "U."



Bridge Shell A



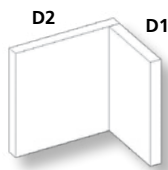
Bridge Shell B

D1	W1	Part Number	Description	List Price (US\$)
Bridge Shell A, 24"D				
24	24	DLA2424&#@	Rectangular Bridge Shell A, 24"x24"	\$825
24	30	DLA2430&#@	Rectangular Bridge Shell A, 24"x30"	\$882
24	36	DLA2436&#@	Rectangular Bridge Shell A, 24"x36"	\$925
24	42	DLA2442&#@	Rectangular Bridge Shell A, 24"x42"	\$1,011
24	48	DLA2448&#@	Rectangular Bridge Shell A, 24"x48"	\$1,054
Bridge Shell A, 30"D				
30	30	DLA3030&#@	Rectangular Bridge Shell A, 30"x30"	\$932
30	36	DLA3036&#@	Rectangular Bridge Shell A, 30"x36"	\$975
30	42	DLA3042&#@	Rectangular Bridge Shell A, 30"x42"	\$1,054
30	48	DLA3048&#@	Rectangular Bridge Shell A, 30"x48"	\$1,097
Bridge Shell B, 24"D				
24	24	DLB2424&#@	Rectangular Bridge Shell B, 24"x24"	\$480
24	30	DLB2430&#@	Rectangular Bridge Shell B, 24"x30"	\$531
24	36	DLB2436&#@	Rectangular Bridge Shell B, 24"x36"	\$588
24	42	DLB2442&#@	Rectangular Bridge Shell B, 24"x42"	\$667
24	48	DLB2448&#@	Rectangular Bridge Shell B, 24"x48"	\$717
Bridge Shell B, 30"D				
30	30	DLB3030&#@	Rectangular Bridge Shell B, 30"x30"	\$588
30	36	DLB3036&#@	Rectangular Bridge Shell B, 30"x36"	\$631
30	42	DLB3042&#@	Rectangular Bridge Shell B, 30"x42"	\$710
30	48	DLB3048&#@	Rectangular Bridge Shell B, 30"x48"	\$775

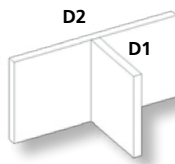
Affinity Miscellaneous Supports

Ordering Information:

- > Ships knocked down.
- > Attachment hardware included
- > Tie plate included
- > **A freight fee of \$150 net is assessed on orders less than \$1500 net. See page 13.**



L Support



T Support

D1	D2	Part Number	Description	List Price (US\$)
L Supports				
9	9	LEND9@	LEND 9"x9"	\$405
9	24	LEND24@	LEND 9"x24"	\$675
9	30	LEND30@	LEND 9"x30"	\$776
T Supports				
9	24	TEND24@	TEND 9"x24"	\$675
9	30	TEND30@	TEND 9"x30"	\$776

STEP 1

(@) Casegood (Shell) Laminate Suffix List:

- 2 Formica Pecan Walnut (6996-26)
- 3 Formica Millennium Oak (5887-26)
- 4 Formica Scandi Rift Oak (8677-26)
- 5 Formica Pale Brushstroke (6997-58)
- 6 Formica Storm (912-58)
- A Formica Chelsea Maple (9238-58)
- E Formica Zen Grey (9243-58)
- F Formica Black (909-58)
- G Formica Graphite (837-58)
- H Formica Ceruse Gray Walnut (6994-26)
- K Formica Aged Ash (8844-WR)
- L Formica Formal Walnut (5782-NG)
- M Formica Classic White (9244-58)
- Q Formica Inked Oak (5792-PG)
- W Formica Brite White (459-58)
- X Formica Non-Premium (58,43, MC, SP, and NT finishes), Formica Premium (WR, 42, 77, 46, RD), Wilsonart Non-Premium (-38, -60), and Wilsonart Premium (-07, -12, -18, -28, -52, -78) +\$264

Wilsonart virtual design library Y series laminates, Wilsonart Soligor, and Formica ColorCore2 are not included in the above upcharges.

For pricing, contact designteam@enwork.com

Affinity Reception Desk Shells

STEP 1

(#) Worksurface Laminate Suffix List:

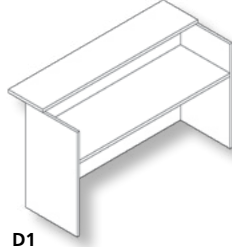
- 2 Formica Pecan Walnut (6996-26)
- 3 Formica Millennium Oak (5887-26)
- 4 Formica Scandi Rift Oak (8677-26)
- 5 Formica Pale Brushstroke (6997-58)
- 6 Formica Storm (912-58)
- A Formica Chelsea Maple (9238-58)
- E Formica Zen Grey (9243-58)
- F Formica Black (909-58)
- G Formica Graphite (837-58)
- H Formica Ceruse Gray Walnut (6994-26)
- K Formica Aged Ash (8844-WR)
- L Formica Formal Walnut (5782-NG)
- M Formica Classic White (9244-58)
- Q Formica Inked Oak (5792-PG)
- W Formica Brite White (459-58)
- X Formica Non-Premium (58,43, MC, SP, and NT finishes), Formica Premium (WR, 42, 77, 46, RD), Wilsonart Non-Premium (-38, -60), and Wilsonart Premium (-07, -12, -18, -28, -52, -78) +\$40

Wilsonart virtual design library Y series laminates, Wilsonart Solicor, and Formica ColorCore2 are not included in the above upcharges.

For pricing, contact designteam@enwork.com

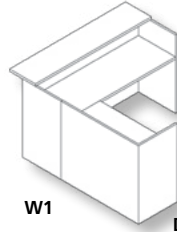
Ordering Information:

- > Storage sold separately
- > A freight fee of \$150 net is assessed on orders less than \$1500 net. See page 13.



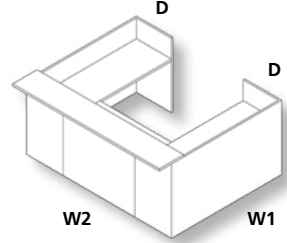
D1

Rectangle Reception Shell



W1 D1

"L" Reception Shell
LH Return
(RH Opposite)



W2 D1

"U" Reception Shell

STEP 2

(@) Casegood (Shell) Laminate Suffix List:

- 2 Formica Pecan Walnut (6996-26)
- 3 Formica Millennium Oak (5887-26)
- 4 Formica Scandi Rift Oak (8677-26)
- 5 Formica Pale Brushstroke (6997-58)
- 6 Formica Storm (912-58)
- A Formica Chelsea Maple (9238-58)
- E Formica Zen Grey (9243-58)
- F Formica Black (909-58)
- G Formica Graphite (837-58)
- H Formica Ceruse Gray Walnut (6994-26)
- K Formica Aged Ash (8844-WR)
- L Formica Formal Walnut (5782-NG)
- M Formica Classic White (9244-58)
- Q Formica Inked Oak (5792-PG)
- W Formica Brite White (459-58)
- X Formica Non-Premium (58,43, MC, SP, and NT finishes), Formica Premium (WR, 42, 77, 46, RD), Wilsonart Non-Premium (-38, -60), and Wilsonart Premium (-07, -12, -18, -28, -52, -78) +\$264

Wilsonart virtual design library Y series laminates, Wilsonart Solicor, and Formica ColorCore2 are not included in the above upcharges.

For pricing, contact designteam@enwork.com

D1	D2	W1	W2	H	Part Number	Description	List Price (US\$)
Rectangle Reception Shells							
30	30	72	-	42	DRSI3072#@	Rectangle Reception Shell, 30"x72"	\$2,572
"L" Reception Shells - RH Return							
24	24	60	60	42	DRSLR6060#@	"L" Reception Shell, RH Return, 60"x60"	\$3,135
24	24	72	72	42	DRSLR7272#@	"L" Reception Shell, RH Return, 72"x72"	\$4,390
24	24	84	84	42	DRSLR8484#@	"L" Reception Shell, RH Return, 84"x84"	\$6,582
24	24	96	96	42	DRSLR9696#@	"L" Reception Shell, RH Return, 96"x96"	\$8,042
"L" Reception Shells - LH Return							
24	24	60	60	42	DRSLL6060#@	"L" Reception Shell, LH Return, 60"x60"	\$3,135
24	24	72	72	42	DRSLL7272#@	"L" Reception Shell, LH Return, 72"x72"	\$4,390
24	24	84	84	42	DRSLL8484#@	"L" Reception Shell, LH Return, 84"x84"	\$6,582
24	24	96	96	42	DRSLL9696#@	"L" Reception Shell, LH Return, 96"x96"	\$8,042
"U" Reception Shells							
24	24	72	96	42	DRSU7296#@	"U" Reception Shell, 24"x24"x72"x96"	\$7,312
24	24	96	96	42	DRSU9696#@	"U" Reception Shell, 24"x24"x96"x96"	\$8,773

Notes

Affinity Above Worksurface Storage

STEP 1

(@) Casegood (Shell) Laminate Suffix List:

- 2 Formica Pecan Walnut (6996-26)
- 3 Formica Millennium Oak (5887-26)
- 4 Formica Scandi Rift Oak (8677-26)
- 5 Formica Pale Brushstroke (6997-58)
- 6 Formica Storm (912-58)
- A Formica Chelsea Maple (9238-58)
- E Formica Zen Grey (9243-58)
- F Formica Black (909-58)
- G Formica Graphite (837-58)
- H Formica Ceruse Gray Walnut (6994-26)
- K Formica Aged Ash (8844-WR)
- L Formica Formal Walnut (5782-NG)
- M Formica Classic White (9244-58)
- Q Formica Inked Oak (5792-PG)
- W Formica Brite White (459-58)
- X Formica Non-Premium (58,43, MC, SP, and NT finishes), Formica Premium (WR, 42, 77, 46, RD), Wilsonart Non-Premium (-38, -60), and Wilsonart Premium (-07, -12, -18, -28, -52, -78) +\$264

Wilsonart virtual design library Y series laminates, Wilsonart Solicolor, and Formica ColorCore2 are not included in the above upcharges.

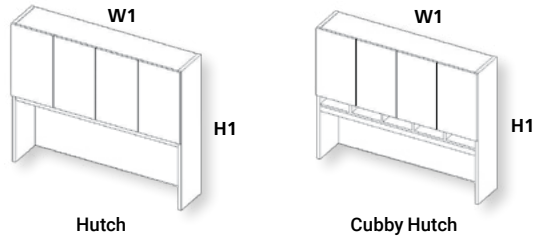
For pricing, contact designteam@enwork.com

Product Specifications:

- > Non-locking
- > 2" Valance to hide lighting
- > 13" Depth
- > Adjustable Laminate shelves

Ordering Information:

- > Ships assembled
- > No pulls required
- > Wire management for lights behind tackboards.
- > Cable management 1.5" Gap on bottom of hutch for cords.
- > **A freight fee of \$150 net is assessed on orders less than \$1500 net. See page 13.**



STEP 2

(#) Door Laminate Suffix List: (Matches Shell Laminate)

- A Standard Door Front no charge
- B HPL Door Upgrade + \$50

W1	H1	Part Number	Description	List Price (US\$)
----	----	-------------	-------------	-------------------

Hutch Assemblies - 66"H installed

36	37	DHTV36@#	Hutch Assembly, 2 doors, 36"	\$1,901
42	37	DHTV42@#	Hutch Assembly, 2 doors, 42"	\$2,015
48	37	DHTV48@#	Hutch Assembly, 4 doors, 48"	\$2,015
60	37	DHTV60@#	Hutch Assembly, 4 doors, 60"	\$2,137
66	37	DHTV66@#	Hutch Assembly, 4 doors, 66"	\$2,309
72	37	DHTV72@#	Hutch Assembly, 4 doors, 72"	\$2,525
84	37	DHTV84@#	Hutch Assembly, 4 doors, 84"	\$2,908
96	37	DHTV96@#	Hutch Assembly, 6 doors, 96"	\$3,072

Hutch Assemblies - 78"H installed

36	49	DHT36@#	Hutch Assembly, 2 doors, 36"	\$2,258
42	49	DHT42@#	Hutch Assembly, 2 doors, 42"	\$2,357
48	49	DHT48@#	Hutch Assembly, 4 doors, 48"	\$2,575
60	49	DHT60@#	Hutch Assembly, 4 doors, 60"	\$2,811
66	49	DHT66@#	Hutch Assembly, 4 doors, 66"	\$2,912
72	49	DHT72@#	Hutch Assembly, 4 doors, 72"	\$3,027
84	49	DHT84@#	Hutch Assembly, 4 doors, 84"	\$3,924
96	49	DHT96@#	Hutch Assembly, 6 doors, 96"	\$4,088

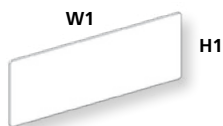
Cubby Hutch Assemblies - 78"H installed

36	49	DH236@#	Cubby Hutch Assembly, 2 doors, 36"	\$2,656
42	49	DH242@#	Cubby Hutch Assembly, 2 doors, 42"	\$2,769
48	49	DH248@#	Cubby Hutch Assembly, 4 doors, 48"	\$2,876
60	49	DH260@#	Cubby Hutch Assembly, 4 doors, 60"	\$3,106
66	49	DH266@#	Cubby Hutch Assembly, 4 doors, 66"	\$3,192
72	49	DH272@#	Cubby Hutch Assembly, 4 doors, 72"	\$3,328

Affinity Tackboards

Ordering Information:

- > Tackboards are velcro installed and include "V" channels to route lighting cables.
- > For COM yardage see page 16.
- > **A freight fee of \$150 net is assessed on orders less than \$1500 net. See page 13.**



Tackboard

W1	H1	Part Number	Description	List Price (US\$)
Tackboards for 36.5"H Hutch				
34	20	VTKB36?	Tackboard, for 36"W Hutch	\$499
40	20	VTKB42?	Tackboard, for 42"W Hutch	\$521
46	20	VTKB48?	Tackboard, for 48"W Hutch	\$519
58	20	VTKB60?	Tackboard, for 60"W Hutch	\$610
64	20	VTKB66?	Tackboard, for 66"W Hutch	\$641
70	20	VTKB72?	Tackboard, for 72"W Hutch	\$721
Tackboards for 49.1"H Hutch				
34	21	DTKB36?	Tackboard, for 36"W Hutch	\$499
40	21	DTKB42?	Tackboard, for 42"W Hutch	\$521
46	21	DTKB48?	Tackboard, for 48"W Hutch	\$524
58	21	DTKB60?	Tackboard, for 60"W Hutch	\$636
64	21	DTKB66?	Tackboard, for 66"W Hutch	\$647
70	21	DTKB72?	Tackboard, for 72"W Hutch	\$728
Tackboards for 49.1"H Cubby Hutch				
34	18	DTKC36?	Tackboard, for 36"W Cubby Hutch	\$499
40	18	DTKC42?	Tackboard, for 42"W Cubby Hutch	\$521
46	18	DTKC48?	Tackboard, for 48"W Cubby Hutch	\$521
58	18	DTKC60?	Tackboard, for 60"W Cubby Hutch	\$614
64	18	DTKC66?	Tackboard, for 66"W Cubby Hutch	\$634
70	18	DTKC72?	Tackboard, for 72"W Cubby Hutch	\$713

STEP 1 - Tackboards Only

(?) Fabric Suffix List:

Free form fabric selection. Choose from Camira Era, Rivet, Manhattan, Carlow, or Lucia fabrics.

Tip: To view fabric colors or to order samples go to www.camirafabrics.com/us.

Tip: For COM yardage, see page 16.

Affinity Above Worksurface Storage

STEP 1

(@) Casegood (Shell) Laminate Suffix List:

- 2 Formica Pecan Walnut (6996-26)
- 3 Formica Millennium Oak (5887-26)
- 4 Formica Scandi Rift Oak (8677-26)
- 5 Formica Pale Brushstroke (6997-58)
- 6 Formica Storm (912-58)
- A Formica Chelsea Maple (9238-58)
- E Formica Zen Grey (9243-58)
- F Formica Black (909-58)
- G Formica Graphite (837-58)
- H Formica Ceruse Gray Walnut (6994-26)
- K Formica Aged Ash (8844-WR)
- L Formica Formal Walnut (5782-NG)
- M Formica Classic White (9244-58)
- Q Formica Inked Oak (5792-PG)
- W Formica Brite White (459-58)
- X Formica Non-Premium (58,43, MC, SP, and NT finishes), Formica Premium (WR, 42, 77, 46, RD), Wilsonart Non-Premium (-38, -60), and Wilsonart Premium (-07, -12, -18, -28, -52, -78) +\$264

Wilsonart virtual design library Y series laminates, Wilsonart Solicolor, and Formica ColorCore2 are not included in the above upcharges.

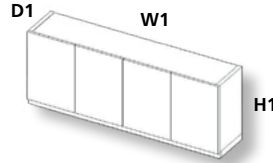
For pricing, contact designteam@enwork.com

Product Specifications:

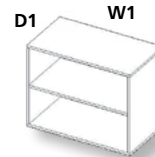
- > Non-locking
- > No pulls
- > 2" Valance to hide lighting.
- > 13" depth

Ordering Information:

- > Ships assembled
- > Wall Mount Cabinets come with mounting cleats and hardware to mount cleat to cabinet. Hardware to mount cleat to wall is to be supplied by dealer.
- > **A freight fee of \$150 net is assessed on orders less than \$1500 net. See page 13.**



Wall Mount



Bookcase
(on credenza)

STEP 2 - If Applicable

(#) Door Laminate Suffix List: (Matches Shell Laminate)

- A Standard Door Front no charge
- B HPL Door Upgrade + \$50

D1	W1	H1	Part Number	Description	List Price (US\$)
----	----	----	-------------	-------------	-------------------

Wall Mount Overhead Cabinets - 66"H installed

13	36	17	DH136@#	Wall Mount Cabinet, 2 doors, 36"	\$1,826
13	42	17	DH142@#	Wall Mount Cabinet, 2 doors, 42"	\$1,991
13	48	17	DH148@#	Wall Mount Cabinet, 4 doors, 48"	\$2,070
13	60	17	DH160@#	Wall Mount Cabinet, 4 doors, 60"	\$2,540
13	66	17	DH166@#	Wall Mount Cabinet, 4 doors, 66"	\$2,619
13	72	17	DH172@#	Wall Mount Cabinet, 4 doors, 72"	\$2,777

Tip: For full width tackboards to use with wall mount cabinets, see page 289.

Wall Mount Overhead Cabinets - 78" installed

13	36	28	DHW36@#	Wall Mount Cabinet, 2 doors, 36"	\$2,106
13	42	28	DHW42@#	Wall Mount Cabinet, 2 doors, 42"	\$2,364
13	48	28	DHW48@#	Wall Mount Cabinet, 4 doors, 48"	\$2,565
13	60	28	DHW60@#	Wall Mount Cabinet, 4 doors, 60"	\$2,927
13	66	28	DHW66@#	Wall Mount Cabinet, 4 doors, 66"	\$3,049
13	72	28	DHW72@#	Wall Mount Cabinet, 4 doors, 72"	\$3,236

Tip: For full width tackboards to use with wall mount cabinets, see page 289.

Bookcases for Placement on Credenzas

-	30	37	D6A30@	Bookcase for Credenza, 30"W, 37"H	\$958
-	36	37	D6A36@	Bookcase for Credenza, 36"W, 37"H	\$984
-	30	49	D6B30@	Bookcase for Credenza, 30"W, 49"H	\$1,071
-	36	49	D6B36@	Bookcase for Credenza, 36"W, 49"H	\$1,113

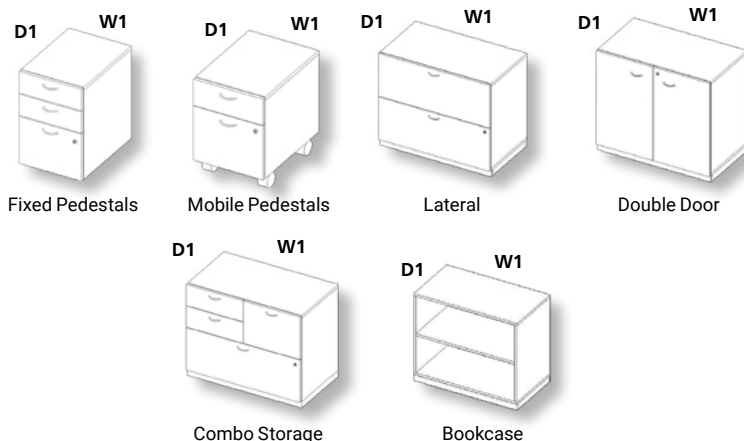
Affinity Below Worksurface Storage

Product Specifications:

- > Height is 27.75"
- > Locking

Ordering Information:

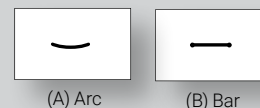
- > Storage on this page goes under a desk shell.
- > 24"D storage will not work in 24" Desk Shells. Use 20"D.
- > Use 24"D storage with 30"D desk shells.
- > 20"D pedestals do not support legal filing. Use 24"D.
- > Ships assembled.
- > **A freight fee of \$150 net is assessed on orders less than \$1500 net. See page 13.**



D1	W1	Part Number	Description	List Price (US\$)
Fixed Pedestals, B/B/F, Laminate				
20	16	DSA20BBF*@^	Ped, B/B/F, 20"	\$1,528
24	16	DSA24BBF*@^	Ped, B/B/F, 24"	\$1,607
Fixed Pedestals, F/F, Laminate				
20	16	DSC20FF*@^	Ped, F/F, 20"	\$1,406
24	16	DSC24FF*@^	Ped, F/F, 24"	\$1,499
Mobile Pedestals, B/F, Laminate				
20	16	DSD20BF*@^	Mobile Ped, B/F, 20"	\$1,427
24	16	DSD24BF*@^	Mobile Ped, B/F, 24"	\$1,556
Tip: Casters are field installed.				
Laterals, 2 High, Laminate				
20	30	DSH3028*@^	Lateral, 20"x30"x28"	\$2,051
20	36	DSH3628*@^	Lateral, 20"x36"x28"	\$2,116
Double Door Cabinets, 2 High with One Adjustable Shelf, Laminate				
20	30	DSJ203028*@^	Double Door Cabinet, 20"x30"x28"	\$1,198
20	36	DSJ203628*@^	Double Door Cabinet, 20"x36"x28"	\$1,370
24	30	DSJ243028*@^	Double Door Cabinet, 24"x30"x28"	\$1,241
24	36	DSJ243628*@^	Double Door Cabinet, 24"x36"x28"	\$1,485
Combo Storage, B/B/F/Lat, Laminate				
20	32	DSZ2032*@^	Combo B/B/F/Lat, 20"x32"	\$3,061
24	32	DSZ2432*@^	Combo B/B/F/Lat, 24"x32"	\$3,176
Bookcase, Laminate				
13	30	DSL1330@	Bookcase, 13"x30"	\$724
13	36	DSL1336@	Bookcase, 13"x36"	\$911
Pedestal Drawer Accessories				
		CTRAY-CA	Coin Tray	\$29

STEP 1

(*) Storage Pull Suffix List:



STEP 2

(@) Casegood (Shell) Laminate Suffix List:

- 2 Formica Pecan Walnut (6996-26)
 - 3 Formica Millennium Oak (5887-26)
 - 4 Formica Scandi Rift Oak (8677-26)
 - 5 Formica Pale Brushstroke (6997-58)
 - 6 Formica Storm (912-58)
 - A Formica Chelsea Maple (9238-58)
 - E Formica Zen Grey (9243-58)
 - F Formica Black (909-58)
 - G Formica Graphite (837-58)
 - H Formica Ceruse Gray Walnut (6994-26)
 - K Formica Aged Ash (8844-WR)
 - L Formica Formal Walnut (5782-NG)
 - M Formica Classic White (9244-58)
 - Q Formica Inked Oak (5792-PG)
 - W Formica Brite White (459-58)
 - X Formica Non-Premium (58,43, MC, SP, +\$264 and NT finishes), Formica Premium (WR, 42, 77, 46, RD), Wilsonart Non-Premium (-38, -60), and Wilsonart Premium (-07, -12, -18, -28, -52, -78)
- Wilsonart virtual design library Y series laminates, Wilsonart Solicolor, and Formica ColorCore2 are not included in the above upcharges.*
For pricing, contact designteam@enwork.com

STEP 3

(^*) Door Laminate Suffix List: (Matches Shell Laminate)

- | | |
|-----------------------|-----------|
| A Standard Door Front | no charge |
| B HPL Door Upgrade | + \$50 |


Affinity Freestanding Storage

STEP 1

(* Storage Pull Suffix List:



(A) Arc



(B) Bar

STEP 2

(@) Casework (Shell) Laminate Suffix List:

- 2 Formica Pecan Walnut (6996-26)
- 3 Formica Millennium Oak (5887-26)
- 4 Formica Scandi Rift Oak (8677-26)
- 5 Formica Pale Brushstroke (6997-58)
- 6 Formica Storm (912-58)
- A Formica Chelsea Maple (9238-58)
- E Formica Zen Grey (9243-58)
- F Formica Black (909-58)
- G Formica Graphite (837-58)
- H Formica Ceruse Gray Walnut (6994-26)
- K Formica Aged Ash (8844-WR)
- L Formica Formal Walnut (5782-NG)
- M Formica Classic White (9244-58)
- Q Formica Inked Oak (5792-PG)
- W Formica Brite White (459-58)
- X Formica Non-Premium (58,43, MC, SP, and NT finishes), Formica Premium (WR, 42, 77, 46, RD), Wilsonart Non-Premium (-38, -60), and Wilsonart Premium (-07, -12, -18, -28, -52, -78) +\$264

Wilsonart virtual design library Y series laminates, Wilsonart Solicolor, and Formica ColorCore2 are not included in the above upcharges.

For pricing, contact designteam@enwork.com

STEP 3

(^) Door Laminate Suffix List: (Matches Shell Laminate)

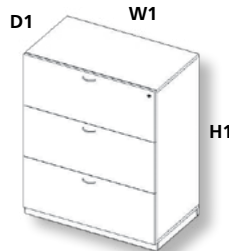
- A Standard Door Front no charge
- B HPL Door Upgrade + \$50

Product Specifications:

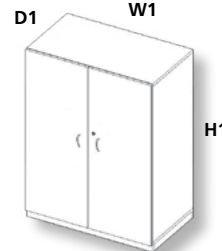
- > Includes lock
- > Front to Back file bars included with Laterals.
- > Double Door Cabinets have adjustable shelves.
- > For below-worksurface Laterals and 2-High Double Door Cabinets, see page 327.

Ordering Information:

- > Ships assembled
- > A freight fee of \$150 net is assessed on orders less than \$1500 net. See page 13.



Laterals



Double Door Cabinets

D1	W1	H1	Part Number	Description	List Price (US\$)
Laterals, 2 High with Worksurface					
20	30	29	DSM203029*@^	Lateral, 2-high with worksurface, 20"x30"x29"	\$2,266
20	36	29	DSM203629*@^	Lateral, 2-high with worksurface, 20"x36"x29"	\$2,345
Laterals, 3 High					
20	30	41	DSM203041*@^	Lateral, 3 high, Lam. 20"x30"x41"	\$2,948
20	36	41	DSM203641*@^	Lateral, 3 high, Lam. 20"x36"x41"	\$2,783
Laterals, 4 High					
20	30	53	DSM203053*@^	Lateral, 4 high, Lam. 20"x30"x53"	\$3,658
20	36	53	DSM203653*@^	Lateral, 4 high, Lam. 20"x36"x53"	\$4,232
Double Door Cabinets, 2 High with Worksurface					
20	30	29	DSJ203029*@^	Double Door Cabinet, 2 high w/ worksurface, 20"x30"x29"	\$1,413
20	36	29	DSJ203629*@^	Double Door Cabinet, 2 high w/ worksurface, 20"x36"x29"	\$1,563
20	42	29	DSJ204229*@^	Double Door Cabinet, 2 high w/ worksurface, 20"x42"x29"	\$3,048
Double Door Cabinets, 3 High					
20	30	41	DSJ203041*@^	Double Door Cabinet, 3 high, 20"x30"x41"	\$1,520
20	36	41	DSJ203641*@^	Double Door Cabinet, 3 high, 20"x36"x41"	\$1,736
20	42	41	DSJ204241*@^	Double Door Cabinet, 3 high, 20"x42"x41"	\$2,503
Double Door Cabinets, 4 High					
20	30	53	DSJ203053*@^	Double Door Cabinet, 4 high, 20"x30"x53"	\$1,893
20	36	53	DSJ203653*@^	Double Door Cabinet, 4 high, 20"x36"x53"	\$2,044
20	42	53	DSJ204253*@^	Double Door Cabinet, 4 high, 20"x42"x53"	\$2,474
Double Door Cabinets, 5 High					
20	30	66	DSJ203066*@^	Double Door Cabinet, 5 high, 20"x30"x66"	\$2,223
20	36	66	DSJ203666*@^	Double Door Cabinet, 5 high, 20"x36"x66"	\$2,417
20	42	66	DSJ204266*@^	Double Door Cabinet, 5 high, 20"x42"x66"	\$3,514
Double Door Cabinets, 6 High					
20	30	78	DSJ203078*@^	Double Door Cabinet, 6 high, 20"x30"x78"	\$2,553
20	36	78	DSJ203678*@^	Double Door Cabinet, 6 high, 20"x36"x78"	\$2,783
20	42	78	DSJ204278*@^	Double Door Cabinet, 6 high, 20"x42"x78"	\$4,074

Notes

Affinity Freestanding Storage

STEP 1

(* Storage Pull Suffix List:



(A) Arc



(B) Bar

STEP 2

(@) Casagood (Shell) Laminate Suffix List:

- 2 Formica Pecan Walnut (6996-26)
- 3 Formica Millennium Oak (5887-26)
- 4 Formica Scandi Rift Oak (8677-26)
- 5 Formica Pale Brushstroke (6997-58)
- 6 Formica Storm (912-58)
- A Formica Chelsea Maple (9238-58)
- E Formica Zen Grey (9243-58)
- F Formica Black (909-58)
- G Formica Graphite (837-58)
- H Formica Ceruse Gray Walnut (6994-26)
- K Formica Aged Ash (8844-WR)
- L Formica Formal Walnut (5782-NG)
- M Formica Classic White (9244-58)
- Q Formica Inked Oak (5792-PG)
- W Formica Brite White (459-58)
- X Formica Non-Premium (58,43, MC, SP, and NT finishes), Formica Premium (WR, 42, 77, 46, RD), Wilsonart Non-Premium (-38, -60), and Wilsonart Premium (-07, -12, -18, -28, -52, -78) +\$264

Wilsonart virtual design library Y series laminates, Wilsonart Solicor, and Formica ColorCore2 are not included in the above upcharges.
For pricing, contact designteam@enwork.com

STEP 3

(^) Door Laminate Suffix List: (Matches Shell Laminate)

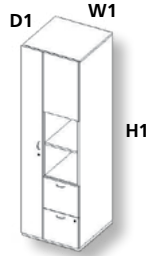
- A Standard Door Front no charge
- B HPL Door Upgrade + \$50

Product Specifications:

- > Includes lock on wardrobe and drawers
- > Adjustable shelves

Ordering Information:

- > Ships assembled
- > Multiple Storage door aesthetic options exist to match Hutches
- > A freight fee of \$150 net is assessed on orders less than \$1500 net. See page 13.



Left-Hand Shown

Wardrobe Tower with Storage Door and File-File-Ped (other combinations available)

D1	W1	H1	O	Part Number	Description	List Price (US\$)
Wardrobe Towers with Storage Door, File/File, 24", LH						
24	24	53	LH	DSTA*@^	Wardrobe Tower, F/F, LH, 24"x24"x53"	\$3,679
24	24	66	LH	DSTB*@^	Wardrobe Tower, F/F, LH, 24"x24"x66"	\$3,995
24	24	78	LH	DSTC*@^	Wardrobe Tower, F/F, LH, 24"x24"x78"	\$4,361
Wardrobe Towers with Storage Door, File/File, 24", RH						
24	24	53	RH	DSTK*@^	Wardrobe Tower, F/F, RH, 24"x24"x53"	\$3,679
24	24	66	RH	DSTL*@^	Wardrobe Tower, F/F, RH, 24"x24"x66"	\$3,995
24	24	78	RH	DSTM*@^	Wardrobe Tower, F/F, RH, 24"x24"x78"	\$4,361

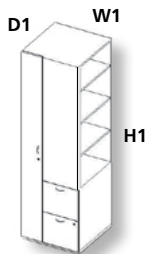
Affinity Freestanding Storage

Product Specifications:

- > Includes lock on wardrobe and drawers
- > Adjustable shelves

Ordering Information:

- > Ships assembled
- > Multiple Storage door aesthetic options exist to match Hutches
- > **A freight fee of \$150 net is assessed on orders less than \$1500 net. See page 13.**



Left-Hand Shown

Wardrobe Tower with Side-Access and File-File-Ped (other combinations available)

D1	W1	H1	O	Part Number	Description	List Price (US\$)
----	----	----	---	-------------	-------------	-------------------

Wardrobe Towers with Side-Access, File/File, 24", LH

24	24	53	LH	DSTU* [@]	Wardrobe Tower, Side-Access, F/F, LH, 24"x24"x53"	\$3,493
24	24	66	LH	DSTV* [@]	Wardrobe Tower, Side-Access, F/F, LH, 24"x24"x66"	\$3,837
24	24	78	LH	DSTW* [@]	Wardrobe Tower, Side-Access, F/F, LH, 24"x24"x78"	\$4,167

Wardrobe Towers with Side-Access, File/File, 24", RH


24	24	53	RH	DST2* [@]	Wardrobe Tower, Side-Access, F/F, RH, 24"x24"x53"	\$3,493
24	24	66	RH	DST3* [@]	Wardrobe Tower, Side-Access, F/F, RH, 24"x24"x66"	\$3,837
24	24	78	RH	DST4* [@]	Wardrobe Tower, Side-Access, F/F, RH, 24"x24"x78"	\$4,167

STEP 1

(*) Storage Pull Suffix List:



(A) Arc



(B) Bar

STEP 2

(@) Casegood (Shell) Laminate Suffix List:

- 2 Formica Pecan Walnut (6996-26)
- 3 Formica Millennium Oak (5887-26)
- 4 Formica Scandi Rift Oak (8677-26)
- 5 Formica Pale Brushstroke (6997-58)
- 6 Formica Storm (912-58)
- A Formica Chelsea Maple (9238-58)
- E Formica Zen Grey (9243-58)
- F Formica Black (909-58)
- G Formica Graphite (837-58)
- H Formica Ceruse Gray Walnut (6994-26)
- K Formica Aged Ash (8844-WR)
- L Formica Formal Walnut (5782-NG)
- M Formica Classic White (9244-58)
- Q Formica Inked Oak (5792-PG)
- W Formica Brite White (459-58)
- X Formica Non-Premium (58,43, MC, SP, +\$264 and NT finishes), Formica Premium (WR, 42, 77, 46, RD), Wilsonart Non-Premium (-38, -60), and Wilsonart Premium (-07, -12, -18, -28, -52, -78)

Wilsonart virtual design library Y series laminates, Wilsonart Solicolor, and Formica ColorCore2 are not included in the above upcharges.

For pricing, contact designteam@enwork.com

STEP 3

(#) Door Laminate Suffix List: (Matches Shell Laminate)

- A Standard Door Front no charge
- B HPL Door Upgrade + \$50

Affinity Freestanding Storage

STEP 1

(*) Storage Pull Suffix List:



(A) Arc



(B) Bar

STEP 2

(@) Casgood (Shell) Laminate Suffix List:

- 2 Formica Pecan Walnut (6996-26)
- 3 Formica Millennium Oak (5887-26)
- 4 Formica Scandi Rift Oak (8677-26)
- 5 Formica Pale Brushstroke (6997-58)
- 6 Formica Storm (912-58)
- A Formica Chelsea Maple (9238-58)
- E Formica Zen Grey (9243-58)
- F Formica Black (909-58)
- G Formica Graphite (837-58)
- H Formica Ceruse Gray Walnut (6994-26)
- K Formica Aged Ash (8844-WR)
- L Formica Formal Walnut (5782-NG)
- M Formica Classic White (9244-58)
- Q Formica Inked Oak (5792-PG)
- W Formica Brite White (459-58)
- X Formica Non-Premium (58,43, MC, SP, and NT finishes), Formica Premium (WR, 42, 77, 46, RD), Wilsonart Non-Premium (-38, -60), and Wilsonart Premium (-07, -12, -18, -28, -52, -78) +\$264

Wilsonart virtual design library Y series laminates, Wilsonart Solicor, and Formica ColorCore2 are not included in the above upcharges.

For pricing, contact designteam@enwork.com

STEP 3

(^) Door Laminate Suffix List: (Matches Shell Laminate)

- A Standard Door Front no charge
- B HPL Door Upgrade + \$50

Product Specifications:

- > Includes lock
- > Adjustable shelves

Ordering Information:

- > Ships assembled.
- > A freight fee of \$150 net is assessed on orders less than \$1500 net. See page 13.



Combination Cabinet

D1	W1	H1	Part Number	Description	List Price (US\$)
Combination Cabinets, 20"D					
20	30	53	DSRA*@^	Combination Cabinet, 20"x 30"x 53"	\$3,464
20	36	53	DSRB*@^	Combination Cabinet, 20"x 36"x 53"	\$3,665
20	30	66	DSRC*@^	Combination Cabinet, 20"x 30"x 66"	\$3,823
20	36	66	DSRD*@^	Combination Cabinet, 20"x 36"x 66"	\$4,045
20	30	78	DSRE*@^	Combination Cabinet, 20"x 30"x 78"	\$4,188
20	36	78	DSRF*@^	Combination Cabinet, 20"x 36"x 78"	\$4,454

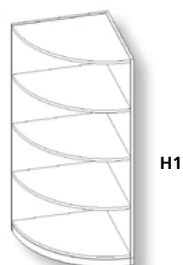
Affinity Freestanding Storage

Product Specifications:

- > Adjustable shelves on bookcases

Ordering Information:

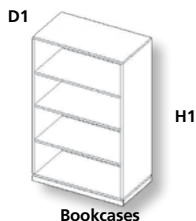
- > Ships assembled.
- > Stability Requirements: 78" Bookcase must be bolted to a wall.
- > For below-worksurface storage see page 327.
- > **A freight fee of \$150 net is assessed on orders less than \$1500 net. See page 13.**



Open Corner Cabinet

List Price
(US\$)

D1	W1	H1	Part Number	Description	List Price (US\$)
Open Corner Cabinets, 5 High					
20	20	66	DSP2066@	Open Corner Cabinet, 5 high, 20"x20"x66"	\$1,951
24	24	66	DSP2466@	Open Corner Cabinet, 5 high, 24"x24"x66"	\$2,309
30	30	66	DSP3066@	Open Corner Cabinet, 5 high, 30"x30"x66"	\$2,854
Open Corner Cabinets, 6 High					
20	20	78	DSP2078@	Open Corner Cabinet, 6 high, 20"x20"x78"	\$2,324
24	24	78	DSP2478@	Open Corner Cabinet, 6 high, 24"x24"x78"	\$2,761
30	30	78	DSP3078@	Open Corner Cabinet, 6 high, 30"x30"x78"	\$3,414



Bookcases

Bookcases, 2 High with Worksurface					
13	30	29	DSQ3029@	Bookcase, 2 high with worksurface, 30"x 29"	\$997
13	36	29	DSQ3629@	Bookcase, 2 high with worksurface, 36"x 29"	\$1,212
13	42	29	DSQ4229@	Bookcase, 2 high with worksurface, 42"x 29"	\$1,614
Bookcases, 3 High					
13	30	41	DSQ3041@	Bookcase, 3 high, 30" x 41"	\$882
13	36	41	DSQ3641@	Bookcase, 3 high, 36" x 41"	\$1,054
13	42	41	DSQ4241@	Bookcase, 3 high, 42" x 41"	\$1,528
Bookcases, 4 High					
13	30	53	DSQ3053@	Bookcase, 4 high, 30" x 53"	\$1,054
13	36	53	DSQ3653@	Bookcase, 4 high, 36" x 53"	\$1,219
13	42	53	DSQ4253@	Bookcase, 4 high, 42" x 53"	\$1,793
Bookcases, 5 High					
13	30	66	DSQ3066@	Bookcase, 5 high, 30" x 66"	\$1,219
13	36	66	DSQ3666@	Bookcase, 5 high, 36" x 66"	\$1,413
13	42	66	DSQ4266@	Bookcase, 5 high, 42" x 66"	\$2,051
Bookcases, 6 High					
13	30	78	DSQ3078@	Bookcase, 6 high, 30" x 78"	\$1,427
13	36	78	DSQ3678@	Bookcase, 6 high, 36" x 78"	\$1,585
13	42	78	DSQ4278@	Bookcase, 6 high, 42" x 78"	\$2,345

STEP 1

(@) Casegood (Shell) Laminate Suffix List:

- 2 Formica Pecan Walnut (6996-26)
- 3 Formica Millennium Oak (5887-26)
- 4 Formica Scandi Rift Oak (8677-26)
- 5 Formica Pale Brushstroke (6997-58)
- 6 Formica Storm (912-58)
- A Formica Chelsea Maple (9238-58)
- E Formica Zen Grey (9243-58)
- F Formica Black (909-58)
- G Formica Graphite (837-58)
- H Formica Ceruse Gray Walnut (6994-26)
- K Formica Aged Ash (8844-WR)
- L Formica Formal Walnut (5782-NG)
- M Formica Classic White (9244-58)
- Q Formica Inked Oak (5792-PG)
- W Formica Brite White (459-58)
- X Formica Non-Premium (58,43, MC, SP, +\$264 and NT finishes), Formica Premium (WR, 42, 77, 46, RD), Wilsonart Non-Premium (-38, -60), and Wilsonart Premium (-07, -12, -18, -28, -52, -78)

Wilsonart virtual design library Y series laminates, Wilsonart Solicolor, and Formica ColorCore2 are not included in the above upcharges.

For pricing, contact designteam@enwork.com





Benching

Straight Worksurfaces

STEP 1

(&) Finish and Edge Suffix List:

- A Standard Laminate – 3mm Edge
- L Standard Laminate – Plyband Edge
- V Standard Laminate – Knife Edge (front only)
- O Contour Laminate – Taper Edge (front only)

STEP 2

(*) Workspace Application Suffix List:

- B Enwork Height-adjustable freestanding Tables (actual top depth and width 1-1/8" less than nominal). Use on XTB4 and Freestanding Adjustable Tables.
- C Benching with no gap between worksurface and Frame (actual top depth matches nominal).
- D Benching with 1/2" gap between worksurface and Frame (actual top depth 1/2" less than nominal).
- R Worksurface for use with Ambition and Deskwrap screens (actual top depth 1-1/8" and width 2" less than nominal)
- V Grid with 1" gap between worksurface and Frame (actual top depth 1" less than nominal).

STEP 3

(@) Cable Management Suffix List:

- N No cable management no charge
- G Grommet (one, center rear) +\$19
- S Scallop (one, center rear) +\$23
- T Full Scallop 1"D (one, center rear) +\$23
- A Full Scallop 3"D (one, center rear)* +\$23

* For use on crank/electric height-adjustable tops with freestanding power beams.

Tip: Grommet and edge color are pre-defined to match laminate color. See page 23.

STEP 4

(#) Laminate Suffix List:

- 2 Formica Pecan Walnut (6996-26)
- 3 Formica Millennium Oak (5887-26)
- 4 Formica Scandi Rift Oak (8677-26)
- 5 Formica Pale Brushstroke (6997-58)
- 6 Formica Storm (912-58)
- A Formica Chelsea Maple (9238-58)
- E Formica Zen Grey (9243-58)
- F Formica Black (909-58)
- G Formica Graphite (837-58)
- H Formica Ceruse Gray Walnut (6994-26)
- K Formica Aged Ash (8844-WR)
- L Formica Formal Walnut (5782-NG)
- M Formica Classic White (9244-58)
- Q Formica Inked Oak (5792-PG)
- W Formica Brite White (459-58)
- X Formica Non-Premium (58,43, MC, SP, and NT finishes), Formica Premium (WR, 42, 77, 46, RD), Wilsonart Non-Premium (-38, -60), and Wilsonart Premium (-07, -12, -18, -28, -52, -78) + 15%

Orders of 100+ units have no upcharge. Wilsonart virtual design library Y series laminates, Wilsonart Solicolor, and Formica ColorCore2 are not included in the above upcharges.

For pricing, contact designteam@enwork.com

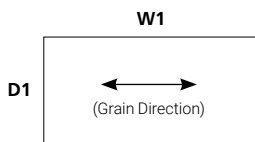
(#) Contour Laminate Suffix List:

- C Fashion Grey
- G Natural Maple
- R Hayward Cherry
- W Designer White

Ordering Information:

- > Bracing requirements are outlined on page 25. Braces are listed on page 433.
- > **A freight fee of \$150 net is assessed on orders less than \$1500 net. See page 13.**

D1	D2	W1	W2	Part Number	STANDARD LAMINATE			CONTOUR LAMINATE
					3mm EDGE Suffix A	PLYBAND EDGE Suffix L	KNIFE EDGE Suffix V	TAPER EDGE Suffix O
18	-	24	-	S1824&*@#	\$262	\$295	\$377	\$299
18	-	30	-	S1830&*@#	\$284	\$322	\$407	\$323
18	-	36	-	S1836&*@#	\$306	\$349	\$437	\$351
18	-	42	-	S1842&*@#	\$369	\$417	\$525	\$421
18	-	48	-	S1848&*@#	\$369	\$421	\$525	\$426
18	-	54	-	S1854&*@#	\$441	\$499	\$626	\$517
18	-	60	-	S1860&*@#	\$441	\$503	\$626	\$543
18	-	66	-	S1866&*@#	\$485	\$552	\$686	\$584
18	-	72	-	S1872&*@#	\$485	\$556	\$686	\$602
18	-	78	-	S1878&*@#	\$582	\$660	\$821	\$715
18	-	84	-	S1884&*@#	\$582	\$664	\$821	\$754
18	-	90	-	S1890&*@#	\$582	\$668	\$821	\$785
18	-	96	-	S1896&*@#	\$582	\$672	\$821	\$807
24	-	24	-	S2424&*@#	\$225	\$263	\$323	\$310
24	-	30	-	S2430&*@#	\$247	\$290	\$353	\$330
24	-	36	-	S2436&*@#	\$269	\$317	\$383	\$355
24	-	42	-	S2442&*@#	\$341	\$394	\$484	\$422
24	-	48	-	S2448&*@#	\$341	\$398	\$484	\$440
24	-	54	-	S2454&*@#	\$431	\$495	\$612	\$534
24	-	60	-	S2460&*@#	\$431	\$499	\$612	\$553
24	-	66	-	S2466&*@#	\$476	\$548	\$673	\$591
24	-	72	-	S2472&*@#	\$476	\$552	\$673	\$622
24	-	78	-	S2478&*@#	\$573	\$657	\$807	\$733
24	-	84	-	S2484&*@#	\$573	\$660	\$807	\$777
24	-	90	-	S2490&*@#	\$573	\$664	\$807	\$801
24	-	96	-	S2496&*@#	\$573	\$668	\$807	\$827



Tip: Grain runs the width of the worksurface. If pairing with extended corners, grain direction will be the opposite direction. Alternate grain direction is available on small straights at no charge. Put an "X" in front of the part number and freeform "FRONT-TO-BACK GRAIN DIRECTION" on your order.

D1	D2	W1	W2	Part Number	STANDARD LAMINATE			CONTOUR LAMINATE
					3mm EDGE Suffix A	PLYBAND EDGE Suffix L	KNIFE EDGE Suffix V	TAPER EDGE Suffix O
30	-	24	-	S3024&*@#	\$284	\$328	\$407	\$648
30	-	30	-	S3030&*@#	\$312	\$360	\$445	\$695
30	-	36	-	S3036&*@#	\$339	\$393	\$483	\$741
30	-	42	-	S3042&*@#	\$413	\$472	\$585	\$784
30	-	48	-	S3048&*@#	\$413	\$476	\$585	\$834
30	-	54	-	S3054&*@#	\$496	\$565	\$701	\$905
30	-	60	-	S3060&*@#	\$496	\$569	\$701	\$920
30	-	66	-	S3066&*@#	\$551	\$630	\$777	\$981
30	-	72	-	S3072&*@#	\$551	\$634	\$777	\$1,008
30	-	78	-	S3078&*@#	\$671	\$761	\$942	\$1,118
30	-	84	-	S3084&*@#	\$671	\$765	\$942	\$1,140
30	-	90	-	S3090&*@#	\$671	\$769	\$942	\$1,198
30	-	96	-	S3096&*@#	\$671	\$773	\$942	\$1,216
36	-	24	-	S3624&*@#	\$325	\$373	\$464	\$650
36	-	30	-	S3630&*@#	\$358	\$411	\$510	\$696
36	-	36	-	S3636&*@#	\$391	\$449	\$555	\$744
36	-	42	-	S3642&*@#	\$476	\$541	\$673	\$785
36	-	48	-	S3648&*@#	\$476	\$544	\$673	\$835
36	-	54	-	S3654&*@#	\$570	\$645	\$804	\$984
36	-	60	-	S3660&*@#	\$570	\$649	\$804	\$984
36	-	66	-	S3666&*@#	\$636	\$721	\$895	\$984
36	-	72	-	S3672&*@#	\$636	\$725	\$895	\$1,016
36	-	78	-	S3678&*@#	\$777	\$875	\$1,090	\$1,223
36	-	84	-	S3684&*@#	\$777	\$879	\$1,090	\$1,223
36	-	90	-	S3690&*@#	\$777	\$883	\$1,090	\$1,223
36	-	96	-	S3696&*@#	\$777	\$887	\$1,090	\$1,223

Curved Corner Worksurfaces (for Grid Benching only)

STEP 1

(&) Finish and Edge Suffix List:

- A Standard Laminate – 3mm Edge
- L Standard Laminate – Plyband Edge
- V Standard Laminate – Knife Edge (front only)
- O Contour Laminate – Taper Edge (front only)

STEP 2

(*) Worksurface Application Suffix List:

- C Benching with no gap between worksurface and Frame (actual top depth matches nominal).
- D Benching with 1/2" gap between worksurface and Frame (actual top depth 1/2" less than nominal).
- V Grid with 1" gap between worksurface and Frame (actual top depth 1" less than nominal).

STEP 3

(@) Cable Management Suffix List:

- N No cable management No charge
- G Grommet (one, center rear) +\$19
- S Scallop (two, 8" from corner) +\$46
- B Full Scallop 3"D (left)* +\$23
- C Full Scallop 3"D (right)* +\$23
- D Full Scallop 3"D (left and right)* +\$46
- K Power/Data Cut-out for Node (one, center rear) +\$37

*For use on crank/electric height-adjustable tops with freestanding Grid Frames.

Tip: Grommet and edge color are pre-defined to match laminate color. See page 23.

STEP 4

(#) Laminate Suffix List:

- 2 Formica Pecan Walnut (6996-26)
- 3 Formica Millennium Oak (5887-26)
- 4 Formica Scandi Rift Oak (8677-26)
- 5 Formica Pale Brushstroke (6997-58)
- 6 Formica Storm (912-58)
- A Formica Chelsea Maple (9238-58)
- E Formica Zen Grey (9243-58)
- F Formica Black (909-58)
- G Formica Graphite (837-58)
- H Formica Ceruse Gray Walnut (6994-26)
- K Formica Aged Ash (8844-WR)
- L Formica Formal Walnut (5782-NG)
- M Formica Classic White (9244-58)
- Q Formica Inked Oak (5792-PG)
- W Formica Brite White (459-58)
- X Formica Non-Premium (58,43, MC, SP, and NT finishes), Formica Premium (WR, 42, 77, 46, RD), Wilsonart Non-Premium (-38, -60), and Wilsonart Premium (-07, -12, -18, -28, -52, -78) + 15%

Orders of 100+ units have no upcharge. Wilsonart virtual design library Y series laminates, Wilsonart Solicolor, and Formica ColorCore2 are not included in the above upcharges.

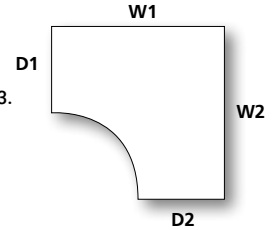
For pricing, contact designteam@enwork.com

(#) Contour Laminate Suffix List:

- C Fashion Grey
- G Natural Maple
- R Hayward Cherry
- W Designer White

Ordering Information:

- > This worksurface is available for Grid Benching only.
- > Rear corner supports are not included.
- > **A freight fee of \$150 net is assessed on orders less than \$1500 net. See page 13.**



D1	D2	W1	W2	Part Number	STANDARD LAMINATE			CONTOUR LAMINATE
					3mm EDGE Suffix A	PLYBAND EDGE Suffix L	KNIFE EDGE Suffix V	TAPER EDGE Suffix O
18	18	36	36	CC1836&*@#	\$437	\$497	\$623	\$587
18	18	42	42	CC1842&*@#	\$601	\$673	\$848	\$684
18	18	48	48	CC1848&*@#	\$601	\$681	\$848	\$689
24	24	36	36	CC2436&*@#	\$437	\$497	\$623	\$587
24	24	42	42	CC2442&*@#	\$601	\$673	\$848	\$689
24	24	48	48	CC2448&*@#	\$601	\$681	\$848	\$708
24	24	60	60	CC2460&*@#	\$827	\$930	\$1,161	n/a
30	30	42	42	CC3042&*@#	\$601	\$673	\$848	\$741
30	30	48	48	CC3048&*@#	\$601	\$681	\$848	\$780
30	30	60	60	CC3060&*@#	\$827	\$930	\$1,161	n/a

Notes

Extended Curved Corner Worksurfaces

STEP 1

(&) Finish and Edge Suffix List:

- A Standard Laminate – 3mm Edge
- L Standard Laminate – Plyband Edge
- V Standard Laminate – Knife Edge (front only)
- O Contour Laminate – Taper Edge (front only)

STEP 2

(*) Worksurface Application Suffix List:

- B Enwork Height-adjustable freestanding Tables (actual top depth and width 1-1/8" less than nominal). Use on XTB4 and Freestanding Adjustable Tables.
- C Benching with no gap between worksurface and Frame (actual top depth matches nominal).
- D Benching with 1/2" gap between worksurface and Frame (actual top depth 1/2" less than nominal).
- J Worksurface for use with Ambition screens (actual top depth 1-1/8" and width 1-1/2" less than nominal).
- V Grid with 1" gap between worksurface and Frame (actual top depth 1" less than nominal).

STEP 3

(@) Cable Management Suffix List:

- N No cable management No charge
- G Grommet (one, corner) +\$19
- S Scallop (two, 8" from corner) +\$46
- U Full Scallop 1"D (left) +\$23
- V Full Scallop 1"D (right) +\$23
- W Full Scallop 1"D (left and right) +\$46
- B Full Scallop 3"D (left)* +\$23
- C Full Scallop 3"D (right)* +\$23
- D Full Scallop 3"D (left and right)* +\$46

* For use on crank/electric height-adjustable tops with freestanding power beams.

Tip: Grommet and edge color are pre-defined to match laminate color. See page 23.

STEP 4

(#) Laminate Suffix List:

- 2 Formica Pecan Walnut (6996-26)
- 3 Formica Millennium Oak (5887-26)
- 4 Formica Scandi Rift Oak (8677-26)
- 5 Formica Pale Brushstroke (6997-58)
- 6 Formica Storm (912-58)
- A Formica Chelsea Maple (9238-58)
- E Formica Zen Grey (9243-58)
- F Formica Black (909-58)
- G Formica Graphite (837-58)
- H Formica Ceruse Gray Walnut (6994-26)
- K Formica Aged Ash (8844-WR)
- L Formica Formal Walnut (5782-NG)
- M Formica Classic White (9244-58)
- Q Formica Inked Oak (5792-PG)
- W Formica Brite White (459-58)
- X Formica Non-Premium (58,43, MC, SP, and NT finishes), Formica Premium (WR, 42, 77, 46, RD), Wilsonart Non-Premium (-38, -60), and Wilsonart Premium (-07, -12, -18, -28, -52, -78) + 15%

Orders of 100+ units have no upcharge. Wilsonart virtual design library Y series laminates, Wilsonart Solicolor, and Formica ColorCore2 are not included in the above upcharges.





For pricing, contact designteam@enwork.com

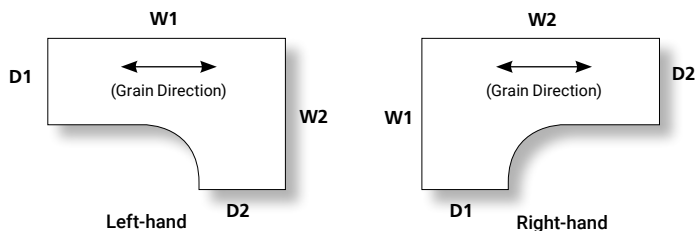
(#) Contour Laminate Suffix List:

- C Fashion Grey
- G Natural Maple
- R Hayward Cherry
- W Designer White





Ordering Information:

- > Rear corner supports are not included.
- > Bracing requirements are outlined on page 25. Braces are listed on page 433.
- > **A freight fee of \$150 net is assessed on orders less than \$1500 net. See page 13.**

D1	D2	W1	W2	O	Part Number	STANDARD LAMINATE			CONTOUR LAMINATE
						3mm EDGE Suffix A	PLYBAND EDGE Suffix L	KNIFE EDGE Suffix V	TAPER EDGE Suffix O
									
24	24	60	36	LH	EC226036&*@#	\$735	\$820	\$1,037	\$805
24	24	66	36	LH	EC226636&*@#	\$824	\$914	\$1,158	\$906
24	24	72	36	LH	EC227236&*@#	\$824	\$918	\$1,158	\$993
24	24	60	42	LH	EC226042&*@#	\$735	\$824	\$1,037	\$819
24	24	66	42	LH	EC226642&*@#	\$824	\$918	\$1,158	\$906
24	24	72	42	LH	EC227242&*@#	\$824	\$922	\$1,158	\$993
24	24	60	48	LH	EC226048&*@#	\$735	\$827	\$1,037	\$862
24	24	66	48	LH	EC226648&*@#	\$824	\$922	\$1,158	\$949
24	24	72	48	LH	EC227248&*@#	\$824	\$926	\$1,158	\$1,034
24	24	36	60	RH	EC223660&*@#	\$735	\$820	\$1,023	\$805
24	24	36	66	RH	EC223666&*@#	\$824	\$914	\$1,144	\$906
24	24	36	72	RH	EC223672&*@#	\$824	\$918	\$1,144	\$993
24	24	42	60	RH	EC224260&*@#	\$735	\$824	\$1,037	\$819
24	24	42	66	RH	EC224266&*@#	\$824	\$918	\$1,158	\$906
24	24	42	72	RH	EC224272&*@#	\$824	\$922	\$1,158	\$993
24	24	48	60	RH	EC224860&*@#	\$735	\$827	\$1,037	\$862
24	24	48	66	RH	EC224866&*@#	\$824	\$922	\$1,158	\$949
24	24	48	72	RH	EC224872&*@#	\$824	\$926	\$1,158	\$1,034
30	30	60	48	LH	EC336048&*@#	\$735	\$827	\$1,037	\$946
30	30	66	48	LH	EC336648&*@#	\$824	\$922	\$1,158	\$1,030
30	30	72	48	LH	EC337248&*@#	\$824	\$926	\$1,158	\$1,118
30	30	48	60	RH	EC334860&*@#	\$735	\$827	\$1,037	\$946
30	30	48	66	RH	EC334866&*@#	\$824	\$922	\$1,158	\$1,030
30	30	48	72	RH	EC334872&*@#	\$824	\$926	\$1,158	\$1,118



Tip: Grain runs the width of the worksurface. If adding a straight worksurface, see tip on page 337 to achieve matching grain direction.

						STANDARD LAMINATE			CONTOUR LAMINATE
									
D1	D2	W1	W2	O	Part Number	3mm EDGE Suffix A	PLYBAND EDGE Suffix L	KNIFE EDGE Suffix V	TAPER EDGE Suffix O
24	30	60	36	LH	EC236036&*@#	\$735	\$820	\$1,037	\$853
24	30	66	36	LH	EC236636&*@#	\$824	\$914	\$1,158	\$949
24	30	72	36	LH	EC237236&*@#	\$824	\$918	\$1,158	\$1,034
24	30	60	48	LH	EC236048&*@#	\$735	\$827	\$1,037	\$906
24	30	66	48	LH	EC236648&*@#	\$824	\$922	\$1,158	\$993
24	30	72	48	LH	EC237248&*@#	\$824	\$926	\$1,158	\$1,076
24	30	36	60	RH	EC233660&*@#	\$735	\$820	\$1,037	\$853
24	30	36	66	RH	EC233666&*@#	\$824	\$914	\$1,158	\$949
24	30	36	72	RH	EC233672&*@#	\$824	\$918	\$1,158	\$1,034
24	30	48	60	RH	EC234860&*@#	\$735	\$827	\$1,037	\$906
24	30	48	66	RH	EC234866&*@#	\$824	\$922	\$1,158	\$993
24	30	48	72	RH	EC234872&*@#	\$824	\$926	\$1,158	\$1,076
30	24	60	36	LH	EC326036&*@#	\$735	\$820	\$1,037	\$853
30	24	66	36	LH	EC326636&*@#	\$824	\$914	\$1,158	\$949
30	24	72	36	LH	EC327236&*@#	\$824	\$918	\$1,158	\$1,034
30	24	60	48	LH	EC326048&*@#	\$735	\$827	\$1,037	\$906
30	24	66	48	LH	EC326648&*@#	\$824	\$922	\$1,158	\$993
30	24	72	48	LH	EC327248&*@#	\$824	\$926	\$1,158	\$1,076
30	24	36	60	RH	EC323660&*@#	\$735	\$820	\$1,037	\$853
30	24	36	66	RH	EC323666&*@#	\$824	\$914	\$1,158	\$949
30	24	36	72	RH	EC323672&*@#	\$824	\$918	\$1,158	\$1,034
30	24	48	60	RH	EC324860&*@#	\$735	\$827	\$1,037	\$906
30	24	48	66	RH	EC324866&*@#	\$824	\$922	\$1,158	\$993
30	24	48	72	RH	EC324872&*@#	\$824	\$926	\$1,158	\$1,076

120 Corner Worksurfaces

STEP 1

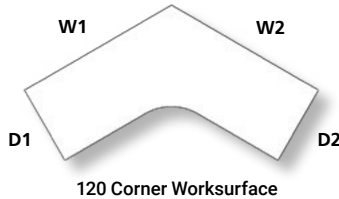
(&) Finish and Edge Suffix List:

- A Standard Laminate – 3mm Edge
- L Standard Laminate – Plyband Edge
- V Standard Laminate – Knife Edge (front only)
- O Contour Laminate – Taper Edge (front only)

STEP 2

(*) Worksurface Application Suffix List:

- B Enwork Height-adjustable freestanding Tables (actual top depth and width 1-1/8" less than nominal). Use on XTB4 and Freestanding Adjustable Tables.
- C Benching with no gap between worksurface and Frame (actual top depth matches nominal).
- D Benching with 1/2" gap between worksurface and Frame (actual top depth 1/2" less than nominal).
- V Grid with 1" gap between worksurface and Frame (actual top depth 1" less than nominal).



STEP 3

(@) Cable Management Suffix List:

- N No cable management No charge
- G Grommet (one, center rear) +\$19
- S Scallop (two, 8" from corner) +\$46
- U Full Scallop 1"D (left) +\$23
- V Full Scallop 1"D (right) +\$23
- W Full Scallop 1"D (left and right) +\$46
- B Full Scallop 3"D (left)* +\$23
- C Full Scallop 3"D (right)* +\$23
- D Full Scallop 3"D (left and right)* +\$46

* For use on crank/electric height-adjustable tops with freestanding power beams.

Tip: Grommet and edge color are pre-defined to match laminate color. See page 23.

STEP 4

(#) Laminate Suffix List:

- 2 Formica Pecan Walnut (6996-26)
- 3 Formica Millennium Oak (5887-26)
- 4 Formica Scandi Rift Oak (8677-26)
- 5 Formica Pale Brushstroke (6997-58)
- 6 Formica Storm (912-58)
- A Formica Chelsea Maple (9238-58)
- E Formica Zen Grey (9243-58)
- F Formica Black (909-58)
- G Formica Graphite (837-58)
- H Formica Ceruse Gray Walnut (6994-26)
- K Formica Aged Ash (8844-WR)
- L Formica Formal Walnut (5782-NG)
- M Formica Classic White (9244-58)
- Q Formica Inked Oak (5792-PG)
- W Formica Brite White (459-58)
- X Formica Non-Premium (58,43, MC, SP, and NT finishes), Formica Premium (WR, 42, 77, 46, RD), Wilsonart Non-Premium (-38, -60), and Wilsonart Premium (-07, -12, -18, -28, -52, -78) + 15%

Orders of 100+ units have no upcharge. Wilsonart virtual design library Y series laminates, Wilsonart Solicor, and Formica ColorCore2 are not included in the above upcharges.

For pricing, contact designteam@enwork.com

(#) Contour Laminate Suffix List:

- C Fashion Grey
- G Natural Maple
- R Hayward Cherry
- W Designer White

Ordering Information:

- > Rear corner supports are not included with 120 corner worksurfaces.
- > A freight fee of \$150 net is assessed on orders less than \$1500 net. See page 13.

D1	D2	W1	W2	Part Number	STANDARD LAMINATE				CONTOUR LAMINATE
					3mm EDGE Suffix A	PLYBAND EDGE Suffix L	KNIFE EDGE Suffix V	TAPER EDGE Suffix O	
24	24	36	36	TC223636&*@#	\$925	\$1,031	\$1,307	\$1,159	
24	24	42	42	TC224242&*@#	\$1,151	\$1,279	\$1,621	\$1,436	
24	24	48	48	TC224848&*@#	\$1,151	\$1,279	\$1,621	\$1,436	
24	24	60	60	TC226060&*@#	\$1,697	\$1,864	\$2,384	n/a	
30	30	36	36	TC333636&*@#	\$925	\$1,031	\$1,307	\$1,159	
30	30	42	42	TC334242&*@#	\$1,151	\$1,279	\$1,621	\$1,436	
30	30	48	48	TC334848&*@#	\$1,377	\$1,527	\$1,936	n/a	

Tip: Laminate grain direction is non-standard on the 24" x 24" x 60" x 60" corner (runs along W2). See page 22 for defaults.

Notes

Transaction Worksurfaces (for Grid Benching only)

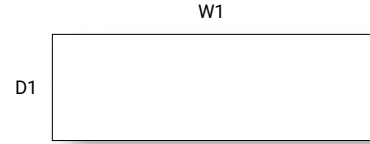
STEP 1

(&) Finish and Edge Suffix List:

- A Standard Laminate – 3mm Edge
- L Standard Laminate – Plyband Edge
- V Standard Laminate – Knife Edge (front only)
- O Contour Laminate – Taper Edge (front only)

Ordering Information:

- > This worksurface is available for Grid Benching only.
- > A freight fee of \$150 net is assessed on orders less than \$1500 net. See page 13.



STEP 2

(#) Laminate Suffix List:

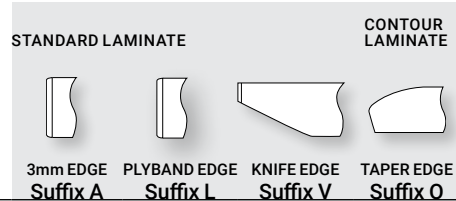
- 2 Formica Pecan Walnut (6996-26)
- 3 Formica Millennium Oak (5887-26)
- 4 Formica Scandi Rift Oak (8677-26)
- 5 Formica Pale Brushstroke (6997-58)
- 6 Formica Storm (912-58)
- A Formica Chelsea Maple (9238-58)
- E Formica Zen Grey (9243-58)
- F Formica Black (909-58)
- G Formica Graphite (837-58)
- H Formica Ceruse Gray Walnut (6994-26)
- K Formica Aged Ash (8844-WR)
- L Formica Formal Walnut (5782-NG)
- M Formica Classic White (9244-58)
- Q Formica Inked Oak (5792-PG)
- W Formica Brite White (459-58)
- X Formica Non-Premium (58,43, MC, SP, and NT finishes), Formica Premium (WR, 42, 77, 46, RD), Wilsonart Non-Premium (-38, -60), and Wilsonart Premium (-07, -12, -18, -28, -52, -78) + 15%

Orders of 100+ units have no upcharge. Wilsonart virtual design library Y series laminates, Wilsonart Solicoor, and Formica ColorCore2 are not included in the above upcharges.

For pricing, contact designteam@enwork.com

(#) Contour Laminate Suffix List:

- C Fashion Grey
- G Natural Maple
- R Hayward Cherry
- W Designer White



D1	D2	W1	W2	Part Number	3mm EDGE Suffix A	PLYBAND EDGE Suffix L	KNIFE EDGE Suffix V	TAPER EDGE Suffix O
16	-	24	-	S1624&CN#	\$262	\$295	\$377	\$299
16	-	30	-	S1630&CN#	\$284	\$322	\$407	\$317
16	-	36	-	S1636&CN#	\$306	\$349	\$437	\$336
16	-	42	-	S1642&CN#	\$369	\$417	\$525	\$417
16	-	48	-	S1648&CN#	\$369	\$421	\$525	\$422
16	-	54	-	S1654&CN#	\$441	\$499	\$626	\$517
16	-	60	-	S1660&CN#	\$441	\$503	\$626	\$543
16	-	66	-	S1666&CN#	\$485	\$552	\$686	\$584
16	-	72	-	S1672&CN#	\$485	\$556	\$686	\$602
16	-	78	-	S1678&CN#	\$582	\$660	\$821	\$715
16	-	84	-	S1684&CN#	\$582	\$664	\$821	\$754
16	-	90	-	S1690&CN#	\$582	\$668	\$821	\$785
16	-	96	-	S1696&CN#	\$582	\$672	\$821	\$807

Notes

Edge Desktop 1-Sided Screens

STEP 1 -

- (@) Attachment Options Suffix List:**
 F Fixed Attachment no charge
 R Removable Attachment +\$82

STEP 2

- (*) Paint Suffix List**
 R Black no charge
 S Silver no charge
 W Arctic White no charge
 Y Graphite for use with Charcoal Acoustic no charge

Tip: Some Steelcase, Miller/Knoll, Haworth, and Allsteel paints are available for \$1000 list fee per order. Call/ email for availability of specific colors. Additional custom paints (e.g. Tiger Dry Lac) must be quoted through designteam@enwork.com.

STEP 3 - (Acoustic Only)

- (&) Acoustic Color Suffix List:**
 L Light Grey no charge
 M Medium Grey no charge
 C Charcoal no charge
 Z Other +\$TBD

STEP 3 - (Acrylic Only)

- (!) Acrylic Finish Suffix List:**
 C Clear no charge
 F Frosted no charge

Warning:
 Acrylic screens scratch and scuff easily. After removing protective film, immediately and carefully install the screen.

DO NOT remove protective film from acrylic screens, then stack them in a pile or against each other. Experience shows this will cause marring and scratching.

Product Specifications

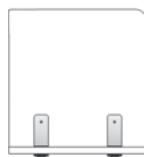
- > Screens are 24"H and sit on top of the worksurface.
- > Actual screen dimensions are undersized.
- > Acoustic material is 1/2" thick and Acrylic material is 1/4" thick. Bracket is external to the worksurface 1/8".
- > 28" and 34" screens are designed to extend off the front of the worksurface.
- > Fixed attachment screws into underside of surface.
- > Removable attachment fastens with user adjusted knob.
- > Fixed attachment is meant for 1-1/4" surfaces, removable attachment is meant for surfaces 3/4" up to 1-1/4". Allow 1/8" on each side for brackets.
- > Field verification of worksurface dimensions are recommended to ensure accurate fit.

Ordering Information:

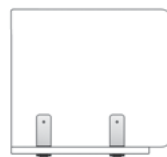
- > Screens are compatible on worksurfaces with standard scallops; or full scallops.
- > **A freight fee of \$150 net is assessed on orders less than \$1500 net. See page 13.**



Part Number	Description	List Price (US\$)
Edge Desktop 1-Sided Screens, Acrylic, 24"H (actual 23 5/8")		
SCSA24@^!	Desktop 1-Sided Screen, Acrylic 24"D (actual 22")	\$355
SCSA28@^!	Desktop 1-Sided Screen, Acrylic, 28"D (actual 26 7/8")	\$400
SCSA30@^!	Desktop 1-Sided Screen, Acrylic, 30"D (actual 28")	\$400
SCSA34@^!	Desktop 1-Sided Screen, Acrylic, 34"D (actual 32 7/8")	\$428
Edge Desktop 1-Sided Screens, Acoustic, 24"H (actual 23 5/8")		
SCST24@^&	Desktop 1-Sided Screen, Acoustic 24"D (actual 22")	\$350
SCST28@^&	Desktop 1-Sided Screen, Acoustic, 28"D (actual 26 7/8")	\$386
SCST30@^&	Desktop 1-Sided Screen, Acoustic, 30"D (actual 28")	\$386
SCST34@^&	Desktop 1-Sided Screen, Acoustic, 34"D (actual 32 7/8")	\$422



No overhang detail



4" overhang detail



Removable Bracket



Fixed Bracket

Notes

Edge Desktop 3-Sided Screens

STEP 1 -

(@) Attachment Options Suffix List:

F Fixed Attachment	no charge
R Removable Attachment	+\$247

STEP 2

(^) Paint Suffix List

R Black	no charge
S Silver	no charge
W Arctic White	no charge
Y Graphite for use with Charcoal Acoustic	no charge

Tip: Some Steelcase, Miller/Knoll, Haworth, and Allsteel paints are available for \$1000 list fee per order. Call/email for availability of specific colors. Additional custom paints (e.g. Tiger Dry Lac) must be quoted through designteam@enwork.com.

STEP 3 - (Laminate Only)

(#) Laminate Suffix List:

2 Formica Pecan Walnut (6996-26)	
3 Formica Millennium Oak (5887-26)	
4 Formica Scandi Rift Oak (8677-26)	
5 Formica Pale Brushstroke (6997-58)	
6 Formica Storm (912-58)	
A Formica Chelsea Maple (9238-58)	
E Formica Zen Grey (9243-58)	
F Formica Black (909-58)	
G Formica Graphite (837-58)	
H Formica Ceruse Gray Walnut (6994-26)	
K Formica Aged Ash (8844-WR)	
L Formica Formal Walnut (5782-NG)	
M Formica Classic White (9244-58)	
Q Formica Inked Oak (5792-PG)	
W Formica Brite White (459-58)	
X Formica Non-Premium (58,43, MC, SP, and NT finishes), Formica Premium (WR, 42, 77, 46, RD), Wilsonart Non-Premium (-38, -60), and Wilsonart Premium (-07, -12, -18, -28, -52, -78)	+ 15%

Wilsonart virtual design library Y series laminates, Wilsonart Solicor, and Formica ColorCore2 are not included in the above upcharges.

For pricing, contact designteam@enwork.com

STEP 3 - (Acoustic Only)

(&) Acoustic Color Suffix List:

L Light Grey	no charge
M Medium Grey	no charge
C Charcoal	no charge
Z Other	+\$TBD

STEP 3 - (Acrylic Only)

(!) Acrylic Finish Suffix List:

C Clear	no charge
F Frosted	no charge

Warning:

Acrylic screens scratch and scuff easily. After removing protective film, immediately and carefully install the screen.

DO NOT remove protective film from acrylic screens, then stack them in a pile or against each other. Experience shows this will cause marring and scratching.

Product Specifications

- > Screens are 24"H and sit on top of the worksurface.
- > Acoustic material is 1/2" thick and Acrylic material is 1/4" thick. Bracket is external to the worksurface 1/8".
- > Worksurface application B - actual top depth and width 1-1/8" less than nominal.
- > Fixed attachment is meant for 1-1/4" surfaces, removable attachment is meant for surfaces 3/4" up to 1-1/4". Allow 1/8" on each side for brackets.
- > Field verification of worksurface dimensions are recommended to ensure accurate fit.

Ordering Information:

- > Screens are compatible on worksurfaces with standard scallops; or full 1 1/8" scallops.
- > **A freight fee of \$150 net is assessed on orders less than \$1500 net. See page 13.**

Part Number Description List Price (US\$)

Edge Desktop 3-Sided Screen, Acrylic, 24"H (actual 23 5/8")

SCEA2248@^!	Desktop, 3-Sided Screen, Acrylic, 22"D x 48"W (actual 46 7/8")	\$1,247
SCEA2260@^!	Desktop, 3-Sided Screen, Acrylic, 22"D x 60"W (actual 58 7/8")	\$1,247
SCEA2272@^!	Desktop, 3-Sided Screen, Acrylic, 22"D x 72"W (actual 70 7/8")	\$1,519

SCEA2848@^!	Desktop, 3-Sided Screen, Acrylic, 28"D x 48"W (actual 46 7/8")	\$1,320
SCEA2860@^!	Desktop, 3-Sided Screen, Acrylic, 28"D x 60"W (actual 58 7/8")	\$1,388
SCEA2872@^!	Desktop, 3-Sided Screen, Acrylic, 28"D x 72"W (actual 70 7/8")	\$1,573

Tip: Actual dimensions are 1 1/8" undersized on the width. Use with worksurface application suffix B

Edge Desktop 3-Sided Screen, Acoustic, 24"H (actual 23 5/8")

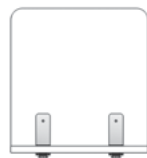
SCET2248@^&	Desktop, 3-Sided Screen, Acoustic, 22"D x 48"W (actual 46 7/8")	\$1,081
SCET2260@^&	Desktop, 3-Sided Screen, Acoustic, 22"D x 60"W (actual 58 7/8")	\$1,088
SCET2272@^&	Desktop, 3-Sided Screen, Acoustic, 22"D x 72"W (actual 70 7/8")	\$1,196

SCET2848@^&	Desktop, 3-Sided Screen, Acoustic, 28"D x 48"W (actual 46 7/8")	\$1,081
SCET2860@^&	Desktop, 3-Sided Screen, Acoustic, 28"D x 60"W (actual 58 7/8")	\$1,231
SCET2872@^&	Desktop, 3-Sided Screen, Acoustic, 28"D x 72"W (actual 70 7/8")	\$1,231

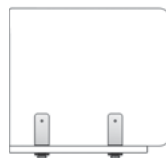
Edge Desktop 3-Sided Screen, Laminate, 24"H (actual 23 5/8")

SCEL2248@^#	Desktop, 3-Sided Screen, Laminate, 22"D x 48"W (actual 46 7/8")	\$1,012
SCEL2260@^#	Desktop, 3-Sided Screen, Laminate, 22"D x 60"W (actual 58 7/8")	\$1,094
SCEL2272@^#	Desktop, 3-Sided Screen, Laminate, 22"D x 72"W (actual 70 7/8")	\$1,097


SCEL2848@^#	Desktop, 3-Sided Screen, Laminate, 28"D x 48"W (actual 46 7/8")	\$1,094
SCEL2860@^#	Desktop, 3-Sided Screen, Laminate, 28"D x 60"W (actual 58 7/8")	\$1,125
SCEL2872@^#	Desktop, 3-Sided Screen, Laminate, 28"D x 72"W (actual 70 7/8")	\$1,234



No overhang detail



4" overhang detail



Removable Bracket



Fixed Bracket

Notes

Edge Deskwrap 1-Sided Screens

STEP 1 -

(@) Attachment Options Suffix List:

- F Fixed Attachment no charge
- R Removable Attachment +\$82

STEP 2

(^) Paint Suffix List

- R Black no charge
- S Silver no charge
- W Arctic White no charge
- Y Graphite for use with Charcoal Acoustic no charge

Tip: Some Steelcase, Miller/Knoll, Haworth, and Allsteel paints are available for \$1000 list fee per order. Call/email for availability of specific colors. Additional custom paints (e.g. Tiger Dry Lac) must be quoted through designteam@enwork.com.

STEP 3 - (Acoustic Only)

(&) Acoustic Color Suffix List

- L Light Grey no charge
- M Medium Grey no charge
- C Charcoal no charge
- Z Other +\$TBD

STEP 3 - (Acrylic Only)

(!) Acrylic Finish Suffix List:

- C Clear no charge
- F Frosted no charge

Warning:

Acrylic screens scratch and scuff easily. After removing protective film, immediately and carefully install the screen.


DO NOT remove protective film from acrylic screens, then stack them in a pile or against each other. Experience shows this will cause marring and scratching.

Product Specifications

- > Screens are 35"H with 24" above worksurface and 11" below.
- > 28" and 34" screens extend 4" off the front of the worksurface.
- > Acoustic material is 1/2" thick and Acrylic material is 1/4" thick. For planning purposes allow 1/2" total thickness for acrylic and 5/8" for acoustic to include external bracketry.
- > Field verification of worksurface dimensions are recommended to ensure accurate fit.

Ordering Information:

- > Screens are compatible on worksurfaces with standard scallops; and full scallops.
- > **A freight fee of \$150 net is assessed on orders less than \$1500 net. See page 13.**



Part Number	Description	List Price (US\$)
-------------	-------------	-------------------

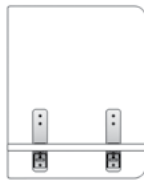
Edge Deskwrap 1-Sided Screens, Acrylic, 35"H, 24" (actual 23 5/8") above worksurface & 11" below

KT1A24@^!	Deskwrap 1-Sided Screen, Acrylic 24"D (actual 22 7/8")	\$422
KT1A28@^!	Deskwrap 1-Sided Screen, Acrylic, 28"D (actual 26 7/8")	\$496
KT1A30@^!	Deskwrap 1-Sided Screen, Acrylic, 30"D (actual 28 7/8")	\$496
KT1A34@^!	Deskwrap 1-Sided Screen, Acrylic, 34"D (actual 32 7/8")	\$730

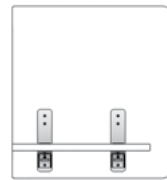
Edge Deskwrap 1-Sided Screens, Acoustic, 35"H, 24" (actual 23 5/8") above worksurface & 11" below

KT1T24@^&	Deskwrap 1-Sided Screen, Acoustic 24"D (actual 22 7/8")	\$404
KT1T28@^&	Deskwrap 1-Sided Screen, Acoustic, 28"D (actual 26 7/8")	\$531
KT1T30@^&	Deskwrap 1-Sided Screen, Acoustic, 30"D (actual 28 7/8")	\$531
KT1T34@^&	Deskwrap 1-Sided Screen, Acoustic, 34"D (actual 32 7/8")	\$567

Tip: 28" and 34" screens extend 4" off the front of the worksurface.



No overhang detail



4" overhang detail



Removable Bracket



Fixed Bracket

Notes

Edge Deskwrap 3-Sided Screens

STEP 1 -

- (@) Attachment Options Suffix List:**
 F Fixed Attachment no charge
 R Removable Attachment +\$247

STEP 2

- (*) Paint Suffix List**
 R Black no charge
 S Silver no charge
 W Arctic White no charge
 Y Graphite for use with Charcoal Acoustic no charge

Tip: Some Steelcase, Miller/Knoll, Haworth, and Allsteel paints are available for \$1000 list fee per order. Call/ email for availability of specific colors. Additional custom paints (e.g. Tiger Dry Lac) must be quoted through designteam@enwork.com.

STEP 3 - (Acoustic Only)

- (&) Acoustic Color Suffix List**
 L Light Grey no charge
 M Medium Grey no charge
 C Charcoal no charge
 Z Other +\$TBD

STEP 3 - (Acrylic Only)

- (!) Acrylic Finish Suffix List:**
 C Clear no charge
 F Frosted no charge

Warning:
 Acrylic screens scratch and scuff easily. After removing protective film, immediately and carefully install the screen.

DO NOT remove protective film from acrylic screens, then stack them in a pile or against each other. Experience shows this will cause marring and scratching.

Product Specifications

- > Screens are 35"H with 24" above worksurface and 11" below.
- > 28" and 34" screens extend 4" off the front of the worksurface.
- > Acoustic material is 1/2" thick and Acrylic material is 1/4" thick. For planning purposes allow 1/2" total thickness for acrylic and 5/8" for acoustic to include external bracketry.
- > Worksurface application R - actual top depth 1-1/8" and width 2" less than nominal.
- > Field verification of worksurface dimensions are recommended to ensure accurate fit.

Ordering Information:

- > Screens are compatible on worksurfaces with standard scallops; and full scallops.
- > **A freight fee of \$150 net is assessed on orders less than \$1500 net. See page 13.**

Part Number	Description	List Price (US\$)
-------------	-------------	-------------------

Edge Deskwrap 3-Sided Screens, Acrylic, 35"H, 24" (actual 23 5/8") above worksurface & 11" below

KT3A2448@^!	Deskwrap 3-Sided Screen, Acrylic 24"D x 48"W (46" inside)	\$1,765
KT3A2460@^!	Deskwrap 3-Sided Screen, Acrylic 24"D x 60"W (58" inside)	\$1,818
KT3A2472@^!	Deskwrap 3-Sided Screen, Acrylic 24"D x 72"W (70" inside)	\$1,873

Tip: Actual size for 24"D is 22 7/8" inside, 23 1/2" outside

KT3A2848@^!	Deskwrap 3-Sided Screen, Acrylic 28"D x 48"W (46" inside)	\$1,818
KT3A2860@^!	Deskwrap 3-Sided Screen, Acrylic 28"D x 60"W (58" inside)	\$1,818
KT3A2872@^!	Deskwrap 3-Sided Screen, Acrylic 28"D x 72"W (70" inside)	\$2,479

Tip: Actual size for 28"D is 27 7/8" inside, 27 1/2" +4" overhang outside

KT3A3048@^!	Deskwrap 3-Sided Screen, Acrylic 30"D x 48"W (46" inside)	\$1,818
KT3A3060@^!	Deskwrap 3-Sided Screen, Acrylic 30"D x 60"W (58" inside)	\$1,818
KT3A3072@^!	Deskwrap 3-Sided Screen, Acrylic 30"D x 72"W (70" inside)	\$2,479

Tip: Actual size for 30"D is 28 7/8" inside, 29 1/2" outside

KT3A3448@^!	Deskwrap 3-Sided Screen, Acrylic 34"D x 48"W (46" inside)	\$2,036
KT3A3460@^!	Deskwrap 3-Sided Screen, Acrylic 34"D x 60"W (58" inside)	\$2,201
KT3A3472@^!	Deskwrap 3-Sided Screen, Acrylic 34"D x 72"W (70" inside)	\$2,987

Tip: Actual size for 34"D is 28 7/8" inside, 29 1/2" +4" overhang outside

Tip: 28" and 34" screens extend 4" off the front of the worksurface application suffix R

Edge Deskwrap 3-Sided Screens, Acoustic, 35"H, 24" (actual 23 5/8") above worksurface & 11" below

KT3T2448@^&	Deskwrap 3-Sided Screen, Acoustic 24"D x 48"W (46" inside)	\$1,321
KT3T2460@^&	Deskwrap 3-Sided Screen, Acoustic 24"D x 60"W (58" inside)	\$1,538
KT3T2472@^&	Deskwrap 3-Sided Screen, Acoustic 24"D x 72"W (70" inside)	\$1,755

Tip: Actual size for 24"D is 22 7/8" inside, 23 1/2" outside

KT3T2848@^&	Deskwrap 3-Sided Screen, Acoustic 28"D x 48"W (46" inside)	\$1,538
KT3T2860@^&	Deskwrap 3-Sided Screen, Acoustic 28"D x 60"W (58" inside)	\$1,683
KT3T2872@^&	Deskwrap 3-Sided Screen, Acoustic 28"D x 72"W (70" inside)	\$1,828

Tip: Actual size for 28"D is 27 7/8" inside, 27 1/2" +4" overhang outside

KT3T3048@^&	Deskwrap 3-Sided Screen, Acoustic 30"D x 48"W (46" inside)	\$1,538
KT3T3060@^&	Deskwrap 3-Sided Screen, Acoustic 30"D x 60"W (58" inside)	\$1,683
KT3T3072@^&	Deskwrap 3-Sided Screen, Acoustic 30"D x 72"W (70" inside)	\$1,828

Tip: Actual size for 30"D is 28 7/8" inside, 29 1/2" outside

KT3T3448@^&	Deskwrap 3-Sided Screen, Acoustic 34"D x 48"W (46" inside)	\$1,538
KT3T3460@^&	Deskwrap 3-Sided Screen, Acoustic 34"D x 60"W (58" inside)	\$1,683
KT3T3472@^&	Deskwrap 3-Sided Screen, Acoustic 34"D x 72"W (70" inside)	\$1,828

Tip: 28" and 34" screens extend 4" off the front of the worksurface application suffix R.

Notes

Latitude Screens

STEP 1 (Screens Only)

(!) Acrylic Finish Suffix List:

C Clear	no charge
F Frosted	+\$100

Warning:

Acrylic screens scratch and scuff easily. After removing protective film, immediately and carefully install the screen.

DO NOT remove protective film from acrylic screens, then stack them in a pile or against each other. Experience shows this will cause marring and scratching.

STEP 2 (Screens Only)

(^) Paint Suffix List

G Storm	no charge
R Black	no charge
S Silver	no charge
T Medium Tone	no charge
W Arctic White	no charge
Z Other	+\$TBD

Tip: Some Steelcase, Miller/Knoll, Haworth, and Allsteel paints are available for \$1000 list fee per order. Call/email for availability of specific colors. Additional custom paints (e.g. Tiger Dry Lac) must be quoted through designteam@enwork.com.

Product Specifications

- > Standard gap between bottom of steel frame and floor is 1.42" allowing the foot of a second screen to nest under the first.
- > Frame is made with 1-1/4"x1-1/4" powder coated steel tube.
- > Feet are 18"D on 50"H and 24"D on 66"H and 72"H screens.
- > Screens are on levelers. Optional caster kit is available and adds 2" to overall height.
- > Acrylic panels are 1/4" thick, available clear or frosted.

Ordering Information:

- > All installation hardware included. Field assembly required.
- > **A freight fee of \$150 net is assessed on orders less than \$1500 net.**



Part Number	Description	List Price (US\$)
-------------	-------------	-------------------

Latitude Screen, 50"H

LA2650! ^A	Latitude Screen with T-feet, 26"W x 50"H	\$977
LA3450! ^A	Latitude Screen with T-feet, 34"W x 50"H	\$1,043
LA4850! ^A	Latitude Screen with T-feet, 48"W x 50"H	\$1,179

Latitude Screen, 66"H

LA2666! ^A	Latitude Screen with T-feet, 26"W x 66"H	\$1,201
LA3466! ^A	Latitude Screen with T-feet, 34"W x 66"H	\$1,376
LA4866! ^A	Latitude Screen with T-feet, 48"W x 66"H	\$1,675

Latitude Screen, 72"H

LA3472! ^A	Latitude Screen with T-feet, 34"W x 72"H	\$1,403
LA4872! ^A	Latitude Screen with T-feet, 48"W x 72"H	\$1,700

Linking Kit (for Levelers Only)

LAGB	Latitude Linking Kit, Black	\$76
------	-----------------------------	------

Tip: Contains 3 painted steel brackets and hardware to connect two screens in-line. The gap between vertical posts is 1-1/4".

Tip: Installation requires tools. Typically installed by facilities manager.

Caster Kit

LACKB	Latitude Caster Kit, Black	\$117
-------	----------------------------	-------

Tip: Contains casters for one screen. Adds 2" to overall height.

Notes

Skyline Topper Screen

STEP 1

(@) Attachment Options Suffix List:

M Magnetic Attachment	no charge
F Fixed Attachment	no charge
T Freestanding Attachment with tape	no charge
W Compression Bracket*	+\$70

*Tip: Must specify panel thickness with order.
Add 1-week to lead time for Compression Bracket

STEP 2

(^) Paint Suffix List

R Black	no charge
S Silver	no charge
W Arctic White	no charge
Y Graphite for use with Charcoal Acoustic	no charge

Tip: Some Steelcase, Miller/Knoll, Haworth, and Allsteel paints are available for \$1000 list fee per order. Call/ email for availability of specific colors. Additional custom paints (e.g. Tiger Dry Lac) must be quoted through designteam@enwork.com.

STEP 3 - (Acrylic Only)

(!) Acrylic Finish Suffix List:

C Clear	no charge
F Frosted	no charge

Warning:

Acrylic screens scratch and scuff easily. After removing protective film, immediately and carefully install the screen.

DO NOT remove protective film from acrylic screens, then stack them in a pile or against each other. Experience shows this will cause marring and scratching.


STEP 3 - (Acoustic Only)

(&) Acoustic Color Suffix List:

L Light Grey	no charge
M Medium Grey	no charge
C Charcoal	no charge
Z Other	+\$TBD



Skyline Topper Screen, Frosted Acrylic



Skyline Topper Screen, Acoustic



Skyline Screen with Compression Bracket

Product Specifications

- > Available in acrylic at 12"H, 16"H, or 24"H. Available in acoustic at 16"H or 24"H.
- > Can be placed on top of flat cap cubicle panels. For curved caps, contact designteam@enwork.com for quote.
- > Acrylic is 1/4" thick. Acoustic material is 1/2" thick.
- > Magnetic Bracket does not work on non-magnetic surfaces (i.e. Stainless steel and aluminum).
- > Brackets for Magnetic and Fixed attachments are 2 1/4"D on acrylic and 2 1/2"D on acoustic. Brackets for Freestanding attachment are 2"D on acrylic and 2 1/4"D on acoustic. Compression brackets are 1/8"D on each side of panel thickness.
- > Screen alignment clips are available for acrylic screens and ordered separately. See page 359. Alignment clips for acoustic screens are available as a special. Contact designteam@enwork.com for quote.
- > Fixed attachment option uses screws that are fastened into the top cap.
- > Freestanding attachment option uses double-stick tape.
- > Acrylic screens are undersized by 3/8" in height and 5/16" in width due to material yield.

Ordering Information:

- > **A freight fee of \$150 net is assessed on orders less than \$1500 net. See page 13.**

Part Number Description

List Price (US\$)

Skyline Topper Screens, Acrylic, 12"H (actual 11 5/8")

PNTA1224@^!	Skyline Topper Screen, Acrylic, 12"H x 24"W (actual 23 11/16")	\$380
PNTA1230@^!	Skyline Topper Screen, Acrylic, 12"H x 30"W (actual 29 11/16")	\$403
PNTA1236@^!	Skyline Topper Screen, Acrylic, 12"H x 36"W (actual 35 11/16")	\$450
PNTA1242@^!	Skyline Topper Screen, Acrylic, 12"H x 42"W (actual 41 11/16")	\$450
PNTA1248@^!	Skyline Topper Screen, Acrylic, 12"H x 48"W (actual 47 11/16")	\$450
PNTA1254@^!	Skyline Topper Screen, Acrylic, 12"H x 54"W (actual 53 11/16")	\$485
PNTA1260@^!	Skyline Topper Screen, Acrylic, 12"H x 60"W (actual 59 11/16")	\$485
PNTA1272@^!	Skyline Topper Screen, Acrylic, 12"H x 72"W (actual 71 11/16")	\$592

Skyline Topper Screens, Acrylic, 16"H (actual 15 5/8")

PNTA1624@^!	Skyline Topper Screen, Acrylic, 16"H x 24"W (actual 23 11/16")	\$426
PNTA1630@^!	Skyline Topper Screen, Acrylic, 16"H x 30"W (actual 29 11/16")	\$451
PNTA1636@^!	Skyline Topper Screen, Acrylic, 16"H x 36"W (actual 35 11/16")	\$489
PNTA1642@^!	Skyline Topper Screen, Acrylic, 16"H x 42"W (actual 41 11/16")	\$510
PNTA1648@^!	Skyline Topper Screen, Acrylic, 16"H x 48"W (actual 47 11/16")	\$510
PNTA1654@^!	Skyline Topper Screen, Acrylic, 16"H x 54"W (actual 53 11/16")	\$544
PNTA1660@^!	Skyline Topper Screen, Acrylic, 16"H x 60"W (actual 59 11/16")	\$544
PNTA1672@^!	Skyline Topper Screen, Acrylic, 16"H x 72"W (actual 71 11/16")	\$630

Skyline Topper Screens, Acrylic, 24"H (actual 23 5/8")

PNTA2424@^!	Skyline Topper Screen, Acrylic, 24"H x 24"W (actual 23 11/16")	\$485
PNTA2430@^!	Skyline Topper Screen, Acrylic, 24"H x 30"W (actual 29 11/16")	\$502
PNTA2436@^!	Skyline Topper Screen, Acrylic, 24"H x 36"W (actual 35 11/16")	\$520
PNTA2442@^!	Skyline Topper Screen, Acrylic, 24"H x 42"W (actual 41 11/16")	\$589
PNTA2448@^!	Skyline Topper Screen, Acrylic, 24"H x 48"W (actual 47 11/16")	\$589
PNTA2454@^!	Skyline Topper Screen, Acrylic, 24"H x 54"W (actual 53 11/16")	\$607
PNTA2460@^!	Skyline Topper Screen, Acrylic, 24"H x 60"W (actual 59 11/16")	\$607
PNTA2472@^!	Skyline Topper Screen, Acrylic, 24"H x 72"W (actual 71 11/16")	\$730

Skyline Topper Screens, Acoustic, 16"H (actual 15 5/8")

PNTT1624@^&	Skyline Topper Screen, Acoustic, 16"H x 24"W (actual 23 11/16")	\$367
PNTT1630@^&	Skyline Topper Screen, Acoustic, 16"H x 30"W (actual 29 11/16")	\$391
PNTT1636@^&	Skyline Topper Screen, Acoustic, 16"H x 36"W (actual 35 11/16")	\$597
PNTT1642@^&	Skyline Topper Screen, Acoustic, 16"H x 42"W (actual 41 11/16")	\$663
PNTT1648@^&	Skyline Topper Screen, Acoustic, 16"H x 48"W (actual 47 11/16")	\$684
PNTT1654@^&	Skyline Topper Screen, Acoustic, 16"H x 54"W (actual 53 11/16")	\$705
PNTT1660@^&	Skyline Topper Screen, Acoustic, 16"H x 60"W (actual 59 11/16")	\$950
PNTT1672@^&	Skyline Topper Screen, Acoustic, 16"H x 72"W (actual 71 11/16")	\$950

Skyline Topper Screens, Acoustic, 24"H (actual 23 5/8")

PNTT2424@^&	Skyline Topper Screen, Acoustic, 24"H x 24"W (actual 23 11/16")	\$392
PNTT2430@^&	Skyline Topper Screen, Acoustic, 24"H x 30"W (actual 29 11/16")	\$428
PNTT2436@^&	Skyline Topper Screen, Acoustic, 24"H x 36"W (actual 35 11/16")	\$640
PNTT2442@^&	Skyline Topper Screen, Acoustic, 24"H x 42"W (actual 41 11/16")	\$713
PNTT2448@^&	Skyline Topper Screen, Acoustic, 24"H x 48"W (actual 47 11/16")	\$744
PNTT2454@^&	Skyline Topper Screen, Acoustic, 24"H x 54"W (actual 53 11/16")	\$775
PNTT2460@^&	Skyline Topper Screen, Acoustic, 24"H x 60"W (actual 59 11/16")	\$1,023
PNTT2472@^&	Skyline Topper Screen, Acoustic, 24"H x 72"W (actual 71 11/16")	\$1,172

Skyline Desktop Screens

Product Specifications

- > 28" and 34" screens are designed to extend off the front of the worksurface.
- > Freestanding attachment is shipped with rolls of double-sided tape for field install. Removable attachment has clamp & knob on front bracket.
- > Rear bracket uses double-sided tape, and is not required for install.
- > Side screens are undersized 2" from nominal, back screens are undersized 1-1/8" for use with suffix B tops.
- > Back screens have an optional cutout for running cables. Cutout is 1-1/8"H x 9"W.
- > Side screens have 2" radius corners on the front edge and 1/4" radius corners on the back edge. Back screens have 1/4" radius on all corners.

Ordering Information:

- > A freight fee of \$150 net is assessed on orders less than \$1500 net. See page 13.



Skyline Desktop Side Screen, Acrylic



Skyline Desktop Back Screen, Acrylic

Part Number	Description	List Price (US\$)
-------------	-------------	-------------------

Skyline Desktop Side Screen, Acrylic, 16"H (actual 15 5/8")

PNYA1624@^!	Skyline Desktop Side Screen, Acrylic, 24"D (actual 22")	\$324
PNYA1628@^!	Skyline Desktop Side Screen, Acrylic, 28"D (actual 26 7/8")	\$354

PNYA1630@^!	Skyline Desktop Side Screen, Acrylic, 30"D (actual 28")	\$354
PNYA1634@^!	Skyline Desktop Side Screen, Acrylic, 34"D (actual 32 7/8")	\$391

Tip: 28" and 34" screens are designed to extend off the front of the worksurface.

Skyline Desktop Side Screen, Acrylic, 24"H (actual 23 5/8")

PNYA2424@^!	Skyline Desktop Side Screen, Acrylic, 24"D (actual 22")	\$389
PNYA2428@^!	Skyline Desktop Side Screen, Acrylic, 28"D (actual 26 7/8")	\$407

PNYA2430@^!	Skyline Desktop Side Screen, Acrylic, 30"D (actual 28")	\$407
PNYA2434@^!	Skyline Desktop Side Screen, Acrylic, 34"D (actual 32 7/8")	\$422

Tip: 28" and 34" screens are designed to extend off the front of the worksurface.

Skyline Desktop Back Screen Freestanding, Acrylic, 16"H (actual 15 5/8")

PNBA1636T%!	Skyline Desktop Back Screen, Freestanding, Acrylic, 36"W (actual 34 7/8")	\$407
PNBA1642T%!	Skyline Desktop Back Screen, Freestanding, Acrylic, 42"W (actual 40 7/8")	\$431
PNBA1648T%!	Skyline Desktop Back Screen, Freestanding, Acrylic, 48"W (actual 46 7/8")	\$431
PNBA1654T%!	Skyline Desktop Back Screen, Freestanding, Acrylic, 54"W (actual 52 7/8")	\$478
PNBA1660T%!	Skyline Desktop Back Screen, Freestanding, Acrylic, 60"W (actual 58 7/8")	\$478

Tip: Screens are undersized 1-1/8" for use with suffix B tops.

Skyline Desktop Back Screen, Freestanding, Acrylic, 24"H (actual 23 5/8")

PNBA2436T%!	Skyline Desktop Back Screen, Freestanding, Acrylic, 36"W (actual 34 7/8")	\$423
PNBA2442T%!	Skyline Desktop Back Screen, Freestanding, Acrylic, 42"W (actual 40 7/8")	\$493
PNBA2448T%!	Skyline Desktop Back Screen, Freestanding, Acrylic, 48"W (actual 46 7/8")	\$493
PNBA2454T%!	Skyline Desktop Back Screen, Freestanding, Acrylic, 54"W (actual 52 7/8")	\$533
PNBA2460T%!	Skyline Desktop Back Screen, Freestanding, Acrylic, 60"W (actual 58 7/8")	\$533

Tip: Screens are undersized 1 1/8" for use with suffix B tops.

STEP 1 - (Desktop Side Screen Only)

(@) Attachment Options Suffix List:

T Freestanding	no charge
R Removable Attachment	+\$41

STEP 1 - (Desktop Back Screen Only)

(%) Cutout Options:

N No Cutout	no charge
Y Cutout	+\$19

STEP 2

(^) Paint Suffix List

R Black	no charge
S Silver	no charge
W Arctic White	no charge

Tip: Some Steelcase, Miller/Knoll, Haworth, and Allsteel paints are available for \$1000 list fee per order. Call/ email for availability of specific colors. Additional custom paints (e.g. Tiger Dry Lac) must be quoted through designteam@enwork.com.

STEP 3

(!) Acrylic Finish Suffix List:

C Clear	no charge
F Frosted	no charge

Warning:

Acrylic screens scratch and scuff easily. After removing protective film, immediately and carefully install the screen.

DO NOT remove protective film from acrylic screens, then stack them in a pile or against each other. Experience shows this will cause marring and scratching.

Stack-On Screen

STEP 1

(!) Acrylic Finish Suffix List:

C Clear	no charge
F Frosted	no charge

Warning:

Acrylic screens scratch and scuff easily. After removing protective film, immediately and carefully install the screen.

DO NOT remove protective film from acrylic screens, then stack them in a pile or against each other. Experience shows this will cause marring and scratching.

Product Specifications

- > Instantly adds height to existing screens.
- > Clamshell style brackets create a sturdy connection to join screens. Can attach to panels 1/4"-1" thick.
- > Brackets are silver. Other paint colors are available upon request. Contact designteam@enwork.com for quote.

Ordering Information:

- > **A freight fee of \$150 net is assessed on orders less than \$1500 net. See page 13.**



Part Number	Description	List Price (US\$)
Stack-On Screen, Acrylic, 12"H (actual 11 5/8")		
STSA1224!	Stack-On Screen, Acrylic, 24"W (actual 23 11/16")	\$423
STSA1230!	Stack-On Screen, Acrylic, 30"W (actual 29 11/16")	\$447
STSA1236!	Stack-On Screen, Acrylic, 36"W (actual 35 11/16")	\$494
STSA1242!	Stack-On Screen, Acrylic, 42"W (actual 41 11/16")	\$494
STSA1248!	Stack-On Screen, Acrylic, 48"W (actual 47 11/16")	\$494
STSA1254!	Stack-On Screen, Acrylic, 54"W (actual 53 11/16")	\$529
STSA1260!	Stack-On Screen, Acrylic, 60"W (actual 59 11/16")	\$529
STSA1272!	Stack-On Screen, Acrylic, 72"W (actual 71 11/16")	\$635
Stack-On Screen, Acrylic, 16"H (actual 15 5/8")		
STSA1624!	Stack-On Screen, Acrylic, 24"W (actual 23 11/16")	\$470
STSA1630!	Stack-On Screen, Acrylic, 30"W (actual 29 11/16")	\$495
STSA1636!	Stack-On Screen, Acrylic, 36"W (actual 35 11/16")	\$532
STSA1642!	Stack-On Screen, Acrylic, 42"W (actual 41 11/16")	\$555
STSA1648!	Stack-On Screen, Acrylic, 48"W (actual 47 11/16")	\$555
STSA1654!	Stack-On Screen, Acrylic, 54"W (actual 53 11/16")	\$589
STSA1660!	Stack-On Screen, Acrylic, 60"W (actual 59 11/16")	\$589
STSA1672!	Stack-On Screen, Acrylic, 72"W (actual 71 11/16")	\$674

Screen Accessories



Screen Alignment Clip

Part Number	Description	List Price (US\$)
Floor Mounting Kit		
FMKIT	Floor Mount Kit for Single Workstation, Silver	\$72
Screen Alignment Clip		
PNCLIP^	Screen alignment clip for acrylic panels. Sold individually.	\$23

STEP 1 (PNCLIP Only)

(^) Paint Suffix List

R	Black	no charge
S	Silver	no charge
W	Arctic White	no charge
Z	Other	+\$TBD

Tip: Some Steelcase, Miller/Knoll, Haworth, and Allsteel paints are available for \$1000 list fee per order. Call/ email for availability of specific colors. Additional custom paints (e.g. Tiger Dry Lac) must be quoted through designteam@enwork.com.

Universal Privacy Screens

STEP 1 - If Applicable

(#) Laminate Suffix List:

- 2 Formica Pecan Walnut (6996-26)
- 3 Formica Millennium Oak (5887-26)
- 4 Formica Scandi Rift Oak (8677-26)
- 5 Formica Pale Brushstroke (6997-58)
- 6 Formica Storm (912-58)
- A Formica Chelsea Maple (9238-58)
- E Formica Zen Grey (9243-58)
- F Formica Black (909-58)
- G Formica Graphite (837-58)
- H Formica Ceruse Gray Walnut (6994-26)
- K Formica Aged Ash (8844-WR)
- L Formica Formal Walnut (5782-NG)
- M Formica Classic White (9244-58)
- Q Formica Inked Oak (5792-PG)
- W Formica Brite White (459-58)
- X Formica Non-Premium (58,43, MC, SP, and NT finishes), Formica Premium (WR, 42, 77, 46, RD), Wilsonart Non-Premium (-38, -60), and Wilsonart Premium (-07, -12, -18, -28, -52, -78)

Wilsonart virtual design library Y series laminates, Wilsonart Soligor, and Formica ColorCore2 are not included in the above upcharges.

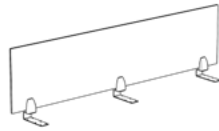
For pricing, contact designteam@enwork.com

Product Specifications

- > Clamp Privacy Screens and Modesty Panels 48"W and smaller include two clamps, 54"W and wider include three clamps.
- > Privacy screens are not to be used as a modesty panel below the worksurface.
- > Clamp screen clamps are silver in color.

Ordering Information:

- > Clamp privacy screens 36"-72"W and Modesty Panels are screwed to the underside of the worksurface.
- > Clamp screens 24"-30"W are designed for side-to-side privacy and screw to the underside of the worksurface front edge (only). Knob attachment is available, email designteam@enwork.com
- > For COM yardage, see page 16.
- > **A freight fee of \$150 net is assessed on orders less than \$1500 net. See page 13.**



Part Number	Description	List Price (US\$)
Clamp Frosted Acrylic Privacy Screen, 13"H x .25" thick		
FLPA24	Frosted Acrylic Clamp Privacy Screen, 24"W	\$295
FLPA30	Frosted Acrylic Clamp Privacy Screen, 30"W	\$311
FLPA36	Frosted Acrylic Clamp Privacy Screen, 36"W	\$350
FLPA42	Frosted Acrylic Clamp Privacy Screen, 42"W	\$364
FLPA48	Frosted Acrylic Clamp Privacy Screen, 48"W	\$474
FLPA54	Frosted Acrylic Clamp Privacy Screen, 54"W	\$489
FLPA60	Frosted Acrylic Clamp Privacy Screen, 60"W	\$503
FLPA66	Frosted Acrylic Clamp Privacy Screen, 66"W	\$521
FLPA72	Frosted Acrylic Clamp Privacy Screen, 72"W	\$534

STEP 1 - If Applicable

(?) Fabric Suffix List:

Free form fabric selection. Choose from Camira Camira Era, Rivet, Manhattan, Carlow, or Lucia fabrics.

Tip: To view fabric colors or to order samples go to www.camirafabrics.com/us.

Tip: For COM yardage, see page 16.

Clamp Laminate Privacy Screen, 13"H x .5" thick

FLPL24#	Laminate Clamp Privacy Screen, 24"W	\$368
FLPL30#	Laminate Clamp Privacy Screen, 30"W	\$388
FLPL36#	Laminate Clamp Privacy Screen, 36"W	\$431
FLPL42#	Laminate Clamp Privacy Screen, 42"W	\$463
FLPL48#	Laminate Clamp Privacy Screen, 48"W	\$554
FLPL54#	Laminate Clamp Privacy Screen, 54"W	\$599
FLPL60#	Laminate Clamp Privacy Screen, 60"W	\$599
FLPL66#	Laminate Clamp Privacy Screen, 66"W	\$631
FLPL72#	Laminate Clamp Privacy Screen, 72"W	\$631

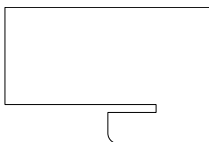
Clamp Whiteboard Privacy Screen, 13"H x .5" thick

FLPW24	Whiteboard Clamp Privacy Screen, 24"W	\$392
FLPW30	Whiteboard Clamp Privacy Screen, 30"W	\$420
FLPW36	Whiteboard Clamp Privacy Screen, 36"W	\$470
FLPW42	Whiteboard Clamp Privacy Screen, 42"W	\$516
FLPW48	Whiteboard Clamp Privacy Screen, 48"W	\$602
FLPW54	Whiteboard Clamp Privacy Screen, 54"W	\$664
FLPW60	Whiteboard Clamp Privacy Screen, 60"W	\$664
FLPW66	Whiteboard Clamp Privacy Screen, 66"W	\$707
FLPW72	Whiteboard Clamp Privacy Screen, 72"W	\$707

Clamp Tackable Fabric Privacy Screen, 13"H x .5" thick

FLPF24?	Tackable Fabric Clamp Privacy Screen, 24"W	\$579
FLPF30?	Tackable Fabric Clamp Privacy Screen, 30"W	\$583
FLPF36?	Tackable Fabric Clamp Privacy Screen, 36"W	\$628
FLPF42?	Tackable Fabric Clamp Privacy Screen, 42"W	\$661
FLPF48?	Tackable Fabric Clamp Privacy Screen, 48"W	\$662
FLPF54?	Tackable Fabric Clamp Privacy Screen, 54"W	\$782
FLPF60?	Tackable Fabric Clamp Privacy Screen, 60"W	\$883
FLPF66?	Tackable Fabric Clamp Privacy Screen, 66"W	\$899
FLPF72?	Tackable Fabric Clamp Privacy Screen, 72"W	\$904

Part Number Description List Price (US\$)



Pac-Man Universal Privacy Screens, Brackets included, 19"H x 30"D

UPM#	Laminate Pac-Man Privacy Screen	\$513
UPM2	Frosted Acrylic Pac-Man Privacy Screen	\$459

Tip: 30"D Divider covers 22" of worksurface and hangs 8" off. 13" of screen is above worksurface, 4.75" below worksurface.

Tip: Fits all 1.125" - 1.25" thick worksurfaces

Universal Privacy/Modesty Screens & Accessories

STEP 1 - Laminate Privacy/Modesty

(#) Laminate Suffix List:

2	Formica Pecan Walnut (6996-26)	
3	Formica Millennium Oak (5887-26)	
4	Formica Scandi Rift Oak (8677-26)	
5	Formica Pale Brushstroke (6997-58)	
6	Formica Storm (912-58)	
A	Formica Chelsea Maple (9238-58)	
E	Formica Zen Grey (9243-58)	
F	Formica Black (909-58)	
G	Formica Graphite (837-58)	
H	Formica Ceruse Gray Walnut (6994-26)	
K	Formica Aged Ash (8844-WR)	
L	Formica Formal Walnut (5782-NG)	
M	Formica Classic White (9244-58)	
Q	Formica Inked Oak (5792-PG)	
W	Formica Brite White (459-58)	
X	Formica Non-Premium (58,43, MC, SP, and NT finishes), Formica Premium (WR, 42, 77, 46, RD), Wilsonart Non-Premium (-38, -60), and Wilsonart Premium (-07, -12, -18, -28, -52, -78)	+ 35%

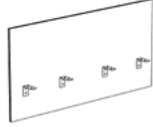
Wilsonart virtual design library Y series laminates, Wilsonart Solicor, and Formica ColorCore2 are not included in the above upcharges.
For pricing, contact designteam@enwork.com

Ordering Information:

> A freight fee of \$150 net is assessed on orders less than \$1500 net. See page 13.

Part Number	Description	List Price (US\$)
-------------	-------------	-------------------

All-in-One Privacy/Modesty Screen, Double-Sided Laminate, .75" thick, 30"H (undersized for height-adjustable tables)



UG48#	Desk Mounted Privacy/Modesty Screen, 48"W (actual 46.88")	\$443
UG60#	Desk Mounted Privacy/Modesty Screen, 60"W (actual 58.88")	\$544
UG72#	Desk Mounted Privacy/Modesty Screen, 72"W (actual 70.88")	\$633

Tip: Screen attaches to bottom of worksurface and sits behind surface. Screen is 13" above surface and 16" below surface.

Tackboards for Laminate All-in-One Privacy/Modesty Screens



UG48T?	Tackboard for use with UG48 Screen	\$238
UG60T?	Tackboard for use with UG60 Screen	\$278
UG72T?	Tackboard for use with UG72 Screen	\$330

Tip: Sits above worksurface and faces user.
Tip: Tackboard is .75" thick.

STEP 1 - Fabric Privacy/Modesty

(?) Fabric Suffix List:

Free form fabric selection. Choose from Camira Era, Rivet, Manhattan, Carlow, or Lucia fabrics.

Tip: To view fabric colors or to order samples go to www.camirafabrics.com/us.

Tip: For COM yardage, see page 16.

STEP 1 - Cable Trough

(*) Paint Suffix List

G	Storm	
R	Black	
S	Silver	
T	Medium Tone	
W	Arctic White	
Z	Other	TBD

Tip: Some Steelcase, Miller/Knoll, Haworth, and Allsteel paints are available for \$1000 list fee per order. Call/email for availability of specific colors. Additional custom paints (e.g. Tiger Dry Lac) must be quoted through designteam@enwork.com.

All-in-One Privacy/Modesty Screen, Frosted Acrylic, 23"H (undersized for height-adjustable tables)

UGAC48	Frosted Acrylic Desk Mounted Privacy/Modesty 48"W (actual 46.88")	\$785
UGAC60	Frosted Acrylic Desk Mounted Privacy/Modesty 60"W (actual 58.88")	\$1,010
UGAC72	Frosted Acrylic Desk Mounted Privacy/Modesty 72"W (actual 70.88")	\$1,165

Tip: Screen attaches to bottom of worksurface and sits behind surface. Screen is 13" above surface and 9" below surface.

All-in-One Privacy/Modesty Screen, Tackable Fabric, 23"H (undersized for height-adjustable tables)

UGTF2348B?	Tackable Fabric Desk Mounted Privacy/Modesty 48"W (actual 46.88")	\$791
UGTF2360B?	Tackable Fabric Desk Mounted Privacy/Modesty 60"W (actual 58.88")	\$1,009
UGTF2372B?	Tackable Fabric Desk Mounted Privacy/Modesty 72"W (actual 70.88")	\$1,226

Tip: Screen attaches to bottom of worksurface and sits behind surface. Screen is 13" above surface and 9" below surface.
Tip: Designed for use with height-adjustable bases.

All-in-One Privacy/Modesty Screen, Tackable Fabric, 30"H (undersized for height-adjustable tables)

UGTF3048B?	Tackable Fabric Desk Mounted Privacy/Modesty 48"W (actual 46.88")	\$1,037
UGTF3060B?	Tackable Fabric Desk Mounted Privacy/Modesty 60"W (actual 58.88")	\$1,145
UGTF3072B?	Tackable Fabric Desk Mounted Privacy/Modesty 72"W (actual 70.88")	\$1,486

Tip: Screen attaches to bottom of worksurface and sits behind surface. Screen is 18" above surface and 11" below surface.
Tip: Designed for use with height-adjustable bases.

Part Number	Description	List Price (US\$)
-------------	-------------	-------------------

High Capacity Cable Trough for Grid and Ambition Frames, 2.25" Trough Depth, 4"H x 2.5"D

UMHCP36^	36" High Capacity Trough	\$127
UMHCP48^	High Capacity Trough for 48" Frame	\$146
UMHCP60^	High Capacity Trough for 60" Frame	\$193
UMHCP72^	High Capacity Trough for 72" Frame	\$230

Tip: Specify worksurface suffix D or V or Full Scallops to receive gap between Frame and top for access to trough.

Vertical Cable Managers with weighted base

PDVCMR	Vertical Cable Manager, flexible spine, 30", worksurface attached, Black	\$237
PDVCMS	Vertical Cable Manager, flexible spine, 30", worksurface attached, Silver	\$237
ULCM	Vertical Cable Manager, flexible spine, 1.5" diameter, Black	\$195

Center Drawers - Non-Locking, Black Plastic

CDRAWER	Center Drawer, Non-Locking, 13.75"W x 18"D x 2.34"H	\$183
---------	---	-------

Tip: Metal center drawer is found in Apex section.

CPU Holders, black

CPHF	CPU Holder, Fixed	\$326
CPHS	CPU Holder, Swivel	\$560

Tip: Width adjustment is 5.5-9.25". Height adjustment on CPHF is 13.4-20.5". Height adjustment on CPHS is 14.6-20.5". Very small CPUs may not fit.

Universal Landscape Storage

STEP 1

(*) Paint Suffix List

- G Storm
 - R Black
 - S Silver
 - T Medium Tone
 - W Arctic White
 - Z Other
- TBD

Tip: Some Steelcase, Miller/Knoll, Haworth, and Allsteel paints are available for \$1000 list fee per order. Call/email for availability of specific colors. Additional custom paints (e.g. Tiger Dry Lac) must be quoted through designteam@enwork.com.

STEP 1 - Seat Cushions for Landscape Storage

(*) Fabric Suffix List:

Free form fabric selection. Choose from Camira Era, Rivet, Gravity, or Manhattan fabrics.

Tip: To view fabric colors or to order samples go to www.camirafabrics.com/us.
Tip: For COM yardage, see page 16.

STEP 2

(@) Pull Suffix List:



Tip: Rod pull is 6.5" long on Personal Cabinet. Rod pull is 20.5" long on Personal Tower and Box-Lateral.

STEP 3

(#) Laminate Suffix List:

- 2 Formica Pecan Walnut (6996-26)
- 3 Formica Millennium Oak (5887-26)
- 4 Formica Scandi Rift Oak (8677-26)
- 5 Formica Pale Brushstroke (6997-58)
- 6 Formica Storm (912-58)
- A Formica Chelsea Maple (9238-58)
- E Formica Zen Grey (9243-58)
- F Formica Black (909-58)
- G Formica Graphite (837-58)
- H Formica Ceruse Gray Walnut (6994-26)
- K Formica Aged Ash (8844-WR)
- L Formica Formal Walnut (5782-NG)
- M Formica Classic White (9244-58)
- Q Formica Inked Oak (5792-PG)
- W Formica Brite White (459-58)
- X Formica Non-Premium (58,43, MC, SP, and NT finishes), Formica Premium (WR, 42, 77, 46, RD), Wilsonart Non-Premium (-38, -60), and Wilsonart Premium (-07, -12, -18, -28, -52, -78)

+\$40

Wilsonart virtual design library Y series laminates, Wilsonart Soligor, and Formica ColorCore2 are not included in the above upcharges.

For pricing, contact designteam@enwork.com

Product Specifications:

- > Steel Storage with laminate tops
- > Lock cores are LL Series. UM Series lock cores are available upon request.
- > Bookcase adjustable shelf has room for cord management behind shelf.
- > Landscape Storage feet are 3-1/8" high square clear anodized aluminum.
- > Four feet included with each component. Six feet included with combination units since center feet are shared.
- > Tops are 3/4" thick, high pressure laminate, 3mm edge

Ordering Information:

- > All doors and drawers are locking except sliding doors on bookcases. Default Keying is random. See page 17 for Keyed-alike (no charge).
- > Counterweights included on Box-Laterals.
- > Tops and Landscape Storage feet are field installed.
- > Combinations feature shared (fewer) legs and a common top. No case bolting required.
- > Additional Combinations are available. Contact designteam@enwork.com.
- > **A freight fee of \$150 net is assessed on orders less than \$1500 net. See page 13.**

D	W	H	Part Number	Description	List Price (US\$)
---	---	---	-------------	-------------	-------------------



Landscape Box-Lateral Files

18	30	24	UUBFLAT30^@#	Box-Lateral, 30"W	\$2,340
18	36	24	UUBFLAT36^@#	Box-Lateral, 36"W	\$2,424



Landscape Bookcases with Adjustable Shelf

18	18	24	UUBK18^#	Bookcase, 18"W	\$1,622
18	24	24	UUBK24^#	Bookcase, 24"W	\$1,720
18	30	24	UUBK30^#	Bookcase, 30"W	\$1,801
18	36	24	UUBK36^#	Bookcase, 36"W	\$1,886



Landscape Personal Towers with Single Door and Adjustable Shelves

18	12	42	UUPA42R^@#	Tower w/ RH Door, 12"W	\$2,432
18	12	42	UUPA42L^@#	Tower w/ LH Door, 12"W	\$2,432



18	12	42	UUPC42R^@#	Tower w/ RH Door, Coat Rod, 12"W	\$2,349
18	12	42	UUPC42L^@#	Tower w/ LH Door, Coat Rod, 12"W	\$2,349

Tip: Must be ganged (using provided shared feet) with another piece of Landscape storage.

Tip: Must be ganged (using provided shared feet) with another piece of Landscape storage.



Combination Box-Lateral and Bookcase (no doors) with Common Top and Shared Feet

18	48	24	UU48AR^@#	30" Box Lateral (right) and 18" Bookcase (left), 48" top	\$3,714
18	54	24	UU54AR^@#	30" Box Lateral (right) and 24" Bookcase (left), 54" top	\$3,826
18	60	24	UU60AR^@#	30" Box Lateral (right) and 30" Bookcase (left), 60" top	\$3,869
18	72	24	UU72AR^@#	36" Box Lateral (right) and 36" Bookcase (left), 72" top	\$4,067



18	48	24	UU48AL^@#	30" Box Lateral (left) and 18" Bookcase (right), 48" top	\$3,714
18	54	24	UU54AL^@#	30" Box Lateral (left) and 24" Bookcase (right), 54" top	\$3,826
18	60	24	UU60AL^@#	30" Box Lateral (left) and 30" Bookcase (right), 60" top	\$3,869
18	72	24	UU72AL^@#	36" Box Lateral (left) and 36" Bookcase (right), 72" top	\$4,067



Plinth, Clear Anodized Aluminum

UULP	Square Plinth, 3.5"H, used between Landscape Storage and bottom of worksurface	\$115
------	--	-------

Universal Landscape & Boxcar Cushions

Ordering Information:

- > Universal Steel Storage has Steel top and levelers
- > A freight fee of \$150 net is assessed on orders less than \$1500 net. See page 13.



D	W	H	Part Number	Description	List Price (US\$)
Seat Cushions for Landscape Storage and Boxcar Storage					
18	12	2	U9CUSH12^	Seat Cushion, 12"W	\$226
18	18	2	U9CUSH18^	Seat Cushion, 18"W	\$263
18	24	2	U9CUSH24^	Seat Cushion, 24"W	\$293
18	30	2	U9CUSH30^	Seat Cushion, 30"W	\$330
18	36	2	U9CUSH36^	Seat Cushion, 36"W	\$394
18	42	2	U9CUSH42^	Seat Cushion, 42"W	\$420
18	48	2	U9CUSH48^	Seat Cushion, 48"W	\$453
18	54	2	U9CUSH54^	Seat Cushion, 54"W	\$554
18	60	2	U9CUSH60^	Seat Cushion, 60"W	\$604
18	66	2	U9CUSH66^	Seat Cushion, 66"W	\$631
18	72	2	U9CUSH72^	Seat Cushion, 72"W	\$693

Tip: Free form your fabric selection. Choose from Camira Era, Rivet, Gravity, or Manhattan fabrics. See www.camirafabrics.com/us for more information.

Tip: For COM yardage, see page <?>.

Tip: Includes magnetic installation.

Universal Apex Steel Storage - Pedestals

STEP 1

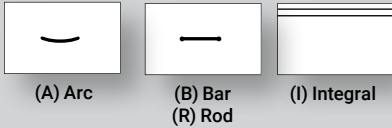
(*) Paint Suffix List

- G Storm
 - R Black
 - S Silver
 - T Medium Tone
 - W Arctic White
 - Z Other
- TBD

Tip: Some Steelcase, Miller/Knoll, Haworth, and Allsteel paints are available for \$1000 list fee per order. Call/email for availability of specific colors. Additional custom paints (e.g. Tiger Dry Lac) must be quoted through designteam@enwork.com.

STEP 2 - for Open Top Peds Only

(@) Pull Suffix List:



STEP 2 - for Mobile Peds, Steel Top Only

(@) Pull Suffix List:

- A Arc, Aluminum no charge
- J Arc, Aluminum w/ add. Arc pull on lock cover +\$36
- K Arc, Aluminum w/ Tote pull +\$180
- B Bar no charge
- L Bar w/ additional Bar pull on lock cover +\$36
- M Bar w/ Tote pull +\$180
- R Rod no charge
- P Rod w/ additional Rod pull on lock cover +\$36
- Q Rod w/ Tote pull +\$180
- I Integral no charge
- T Integral w/ additional Arc pull on lock cover +\$36
- U Integral w/ Tote pull +\$180

Ordering Information:

- > Default Keying is random. See page 18 for Keyed-alike (no charge).
- > Lock cores are LL Series. UM Series lock cores are available upon request.
- > If ordering an additional laminate top for these products, contact designteam@enwork.com.
- > **A freight fee of \$150 net is assessed on orders less than \$1500 net. See page 13.**

D	W	H	Part Number	Description	List Price (US\$)
---	---	---	-------------	-------------	-------------------

Pedestals - Open Top



18	15	28	A2P18FF^@	18"D F/F Ped - full ext. files	\$970
18	15	28	A2P18BBFE^@	18"D B/B/F Ped - full ext. boxes, full ext. file	\$1,032
22	15	28	A2P24FF^@	24"D F/F Ped - full ext. slide	\$986
22	15	28	A2P24BBFE^@	24"D B/B/F Ped - full ext. boxes, full ext. file	\$1,053
28	15	28	A2P30FF^@	30"D F/F Ped - full ext. slide	\$1,224
28	15	28	A2P30BBFE^@	30"D B/B/F Ped - full ext. boxes, full ext. file	\$1,329



- Tip: Box drawers do not include dividers.
- Tip: 18" D peds do not support legal filing.
- Tip: As of March 2015, 24"D pedestals fit under 24" Apex shells.
- 30"D pedestals fit under 30" Apex shells.

Mobile Pedestals - Steel Top



18	15	22	A2MP18BFE^@	18"D B/F Mobile Ped - full ext. box, full ext. file	\$976
18	15	27	A2MP18BBFE^@	18"D B/B/F Mobile Ped - full ext. box, full ext. file	\$1,171
18	15	27	A2MP18FF^@	18"D F/F Mobile Ped - full ext. slide	\$1,080
22	15	22	A2MP24BFE^@	24"D B/F Mobile Ped - full ext. box, full ext. file	\$994
22	15	27	A2MP24BBFE^@	24"D B/B/F Mobile Ped - full ext. box, full ext. file	\$1,211
22	15	27	A2MP24FF^@	24"D F/F Mobile Ped - full ext. slide	\$1,114

Tote Pull



Pulling Options

- Tip: Casters require field installation. Counterweight included.
- Tip: Box drawers do not include dividers.
- Tip: Box Box File and File File will hit NWBRACE if NWBRACE is supporting top.
- Tip: Additional lock bar pull or tote pull available on mobile peds.

Seat Cushions for Apex Pedestals, Magnet Installation - 2"x15"x18"

A2CUSH18	Apex Ped Cushion, 18", Camira Era, Rivet, Gravity, or Manhattan Fabrics, Specify Pattern & Color	\$245
A2CUSHCOM18	Apex Ped Cushion, 18", COM Fabric	\$245

Seat Cushions for Apex Pedestals, Magnet Installation - 2"x15"x22"

A2CUSH24	Apex Ped Cushion, 22", Camira Era, Rivet, Gravity, or Manhattan Fabrics, Specify Pattern & Color	\$273
A2CUSHCOM24	Apex Ped Cushion, 22", COM Fabric	\$273

- Tip: To view Camira fabrics or to order samples, go to www.camirafabrics.com/us.
- Tip: For COM yardage, see page 16.

Universal Steel Pedestals & Laminate Boxcar Storage

Product Specifications:

- > Ped is 19-1/2" tall (including casters).
- > Coin tray included with steel peds.
- > Laminate Boxcar Storage includes lock, adjustable shelf, and casters.

Ordering Information:

- > Universal mobile peds available in silver or arctic white paint only.
- > **A freight fee of \$150 net is assessed on orders less than \$1500 net. See page 13.**



Part Number	Description	List Price (US\$)
Universal Mobile Box/File Ped w/ side pull drawers, 22.5"D		
EBPED12^	Skinny™ Mobile Box-File Ped, 12"W	\$708
EBPED15^	Mobile Box-File Ped, 15.5"W	\$804

Tip: Universal pedestals available in silver or arctic white paint only.

Seat Cushions for Universal 12" Skinny™ Mobile Pedestal, Magnet Installation

EBCUSH12	Ped Cushion, 12"W Skinny Ped, Camira Era, Gravity, Rivet, or Manhattan Fabrics, Specify Pattern & Color	\$209
EBCUSHCOM12	Ped Cushion, 12"W Skinny Ped, COM Fabric	\$209

Seat Cushions for Universal 15.5" Mobile Pedestal, Magnet Installation

EBCUSH15	Ped Cushion, 15.5"W Ped, Camira Era, Gravity, Rivet, or Manhattan Fabrics, Specify Pattern & Color	\$224
EBCUSHCOM15	Ped Cushion, 15.5"W Ped, COM Fabric	\$224

Tip: To view Camira Era, Rivet, Gravity, or Manhattan fabrics, visit www.camirafabrics.com/us.

Tip: For COM yardage, see page 16.

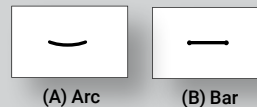
STEP 1 - Ped Only

(^) Paint Suffix List

- S Silver
- W Arctic White

STEP 1 - Boxcar Storage

(@) Pull Suffix List



STEP 2 - Boxcar Storage

(#) Laminate Suffix List:

- 2 Formica Pecan Walnut (6996-26)
 - 3 Formica Millennium Oak (5887-26)
 - 4 Formica Scandi Rift Oak (8677-26)
 - 5 Formica Pale Brushstroke (6997-58)
 - 6 Formica Storm (912-58)
 - A Formica Chelsea Maple (9238-58)
 - E Formica Zen Grey (9243-58)
 - F Formica Black (909-58)
 - G Formica Graphite (837-58)
 - H Formica Ceruse Gray Walnut (6994-26)
 - K Formica Aged Ash (8844-WR)
 - L Formica Formal Walnut (5782-NG)
 - M Formica Classic White (9244-58)
 - Q Formica Inked Oak (5792-PG)
 - W Formica Brite White (459-58)
 - X Formica Non-Premium (includes 58,43, MC, SP, and NT finishes) and Wilsonart Premium (-07, -12, -18, -28, -52, -78) laminates + 35%
- Wilsonart virtual design library Y series laminates, Wilsonart Solicor, and Formica ColorCore2 are not included in the above upcharges.
For pricing, contact designteam@enwork.com

D	W	H	Part Number	Description	List Price (US\$)
---	---	---	-------------	-------------	-------------------



Universal Laminate Mobile Boxcar Storage - LH Ped / RH Bookcase (19"W Interior)

18	30	24	UC30L@#	30"W LH Ped w/ RH Bookcase Boxcar Storage	\$1,054
18	36	24	UC36L@#	36"W LH Ped w/ RH Bookcase Boxcar Storage	\$1,124



Universal Laminate Mobile Boxcar Storage - RH Ped / LH Bookcase (19"W Interior)

18	30	24	UC30R@#	30"W RH Ped w/ LH Bookcase Boxcar Storage	\$1,054
18	36	24	UC36R@#	36"W RH Ped w/ LH Bookcase Boxcar Storage	\$1,124

Tip: Cushions available. See page 365

BENCHING ENVIRONMENTS
UNIVERSAL PRODUCTS

STEP 1

(^) Lock Options Suffix List

- K Standard Lock w/ Key & Pull
- P Electronic Lock
- M Mechanical Lock

STEP 2 (If suffix K is chosen in Step 1)

(%) Pull Option Suffix List

- A Arc
- B Bar
- G Ligouri

STEP 3

(&) Base Options Suffix List

- N No Feet +\$0
- W Angled Ply Wood Feet (+6"H) +\$420
- U Aluminum Square Legs (+6"H) +\$294

STEP 4

(@) Door Option Suffix List

- R Right Hand Hinged Doors
- L Left Hand Hinged Doors

STEP 5

(#) Case Laminate Suffix List:

- 2 Formica Pecan Walnut (6996-26)
 - 3 Formica Millennium Oak (5887-26)
 - 4 Formica Scandi Rift Oak (8677-26)
 - 5 Formica Pale Brushstroke (6997-58)
 - 6 Formica Storm (912-58)
 - A Formica Chelsea Maple (9238-58)
 - E Formica Zen Grey (9243-58)
 - F Formica Black (909-58)
 - G Formica Graphite (837-58)
 - H Formica Ceruse Gray Walnut (6994-26)
 - K Formica Aged Ash (8844-WR)
 - L Formica Formal Walnut (5782-NG)
 - M Formica Classic White (9244-58)
 - Q Formica Inked Oak (5792-PG)
 - W Formica Brite White (459-58)
 - X Formica Non-Premium (includes + 35%
58,43, MC, SP, and NT finishes) and
Wilsonart Premium (-07, -12, -18, -28, -
52, -78) laminates.
- Wilsonart virtual design library Y series laminates,
Wilsonart Solicolor, and Formica ColorCore2 are not
included in the above upcharges.
For pricing, contact designteam@enwork.com*

STEP 6

(!) Door Laminate Suffix List:

- 2 Formica Pecan Walnut (6996-26)
 - 3 Formica Millennium Oak (5887-26)
 - 4 Formica Scandi Rift Oak (8677-26)
 - 5 Formica Pale Brushstroke (6997-58)
 - 6 Formica Storm (912-58)
 - A Formica Chelsea Maple (9238-58)
 - E Formica Zen Grey (9243-58)
 - F Formica Black (909-58)
 - G Formica Graphite (837-58)
 - H Formica Ceruse Gray Walnut (6994-26)
 - K Formica Aged Ash (8844-WR)
 - L Formica Formal Walnut (5782-NG)
 - M Formica Classic White (9244-58)
 - Q Formica Inked Oak (5792-PG)
 - W Formica Brite White (459-58)
 - X Formica Non-Premium (includes +\$264
58,43, MC, SP, and NT finishes) and
Wilsonart Premium (-07, -12, -18, -28, -
52, -78) laminates.
- Wilsonart virtual design library Y series laminates,
Wilsonart Solicolor, and Formica ColorCore2 are not
included in the above upcharges.
For pricing, contact designteam@enwork.com*

STEP 7 (Applies if "U" selected in Step 3 or "G" selected in step 2)

(*) Paint Suffix List

- G Storm
- R Black
- S Silver
- T Medium Tone
- W Arctic White
- X Other (call for quote) TBD

Tip: Some Steelcase, Miller/Knoll, Haworth, and Allsteel paints are available for \$500 list fee per order. Call/email for availability of specific colors. Additional custom paints (e.g. Tiger Dry Lac) must be quoted through designteam@enwork.com.

Universal Lockers

Product Specifications:

- > Lockers are 18"W (interior width of 16.5"). They are available in 18"D or 24"D (interior depths of 16.5" or 22.5"). Heights vary depending on configuration.
- > Optional feet are available and add 6" to the overall height of the unit. Ash feet are clear coated (no stain).
- > 1-high 52"H & 66"H units and 2-high 66"H units come with two bag hooks installed per locker. All other units do not come with bag hooks.
- > Arc and bar pulls are brushed aluminum, Ligouri pulls are painted.

Ordering Information:

- > Ships as 1-wide units. Shared top and base are attached at installation.
- > Standard locks require a master key to open if user loses key. See page 370.
- > Electronic locks require a manager key and programming key to reset lock if code is forgotten. Both are ordered separately. See page 370.
- > Mechanical locks require a manager key and reset tool to reset lock if code is forgotten. Both are ordered separately. See page 370.
- > **A freight fee of \$150 net is assessed on orders less than \$1500 net. See page 13.**



D	W	H	Part Number	Description	Lock Options		
					Standard Lock w/ Key & Pull Suffix K	Electronic Lock Suffix P	Mechanical Lock Suffix M
Universal Lockers, 18"D x 52"H							
18	36	52	LR185212^%&@#!*	1-high, 2-wide, 36"W (2 lockers)	\$2,468	\$3,416	\$2,904
18	54	52	LR185213^%&@#!*	1-high, 3-wide, 54"W (3 lockers)	\$3,703	\$5,125	\$4,357
18	72	52	LR185214^%&@#!*	1-high, 4-wide, 72"W (4 lockers)	\$4,937	\$6,833	\$5,809
18	90	52	LR185215^%&@#!*	1-high, 5-wide, 90"W (5 lockers)	\$6,172	\$8,542	\$7,262
Universal Lockers, 18"D x 66"H							
18	36	66	LR186612^%&@#!*	1-high, 2-wide, 36"W (2 lockers)	\$2,468	\$3,416	\$2,904
18	54	66	LR186613^%&@#!*	1-high, 3-wide, 54"W (3 lockers)	\$3,703	\$5,125	\$4,357
18	72	66	LR186614^%&@#!*	1-high, 4-wide, 72"W (4 lockers)	\$4,937	\$6,833	\$5,809
18	90	66	LR186615^%&@#!*	1-high, 5-wide, 90"W (5 lockers)	\$6,172	\$8,542	\$7,262
18	36	66	LR186622^%&@#!*	2-high, 2-wide, 36"W (4 lockers)	\$2,994	\$4,890	\$3,866
18	54	66	LR186623^%&@#!*	2-high, 3-wide, 54"W (6 lockers)	\$4,492	\$7,336	\$5,800
18	72	66	LR186624^%&@#!*	2-high, 4-wide, 72"W (8 lockers)	\$5,989	\$9,781	\$7,733
18	90	66	LR186625^%&@#!*	2-high, 5-wide, 90"W (10 lockers)	\$7,487	\$12,227	\$9,667
18	36	66	LR186632^%&@#!*	3-high, 2-wide, 36"W (6 lockers)	\$3,520	\$6,364	\$4,828
18	54	66	LR186633^%&@#!*	3-high, 3-wide, 54"W (9 lockers)	\$5,281	\$9,547	\$7,243
18	72	66	LR186634^%&@#!*	3-high, 4-wide, 72"W (12 lockers)	\$7,041	\$12,729	\$9,657
18	90	66	LR186635^%&@#!*	3-high, 5-wide, 90"W (15 lockers)	\$8,802	\$15,912	\$12,072
18	36	66	LR186642^%&@#!*	4-high, 2-wide, 36"W (8 lockers)	\$4,046	\$7,838	\$5,790
18	54	66	LR186643^%&@#!*	4-high, 3-wide, 54"W (12 lockers)	\$6,070	\$11,758	\$8,686
18	72	66	LR186644^%&@#!*	4-high, 4-wide, 72"W (16 lockers)	\$8,093	\$15,677	\$11,581
18	90	66	LR186645^%&@#!*	4-high, 5-wide, 90"W (20 lockers)	\$10,117	\$19,597	\$14,477

Tip: Do not forget to order master keys/tools. Ordered separately. Reference ordering information.

D	W	H	Part Number	Description	Lock Options		
					Standard Lock w/ Key & Pull Suffix K	Electronic Lock Suffix P	Mechanical Lock Suffix M
Universal Lockers, 24"D x 52"H							
24	36	52	LR245212^%&@#!*	1-high, 2-wide, 36"W (2 lockers)	\$2,846	\$3,794	\$3,282
24	54	52	LR245213^%&@#!*	1-high, 3-wide, 54"W (3 lockers)	\$4,269	\$5,691	\$4,923
24	72	52	LR245214^%&@#!*	1-high, 4-wide, 72"W (4 lockers)	\$5,692	\$7,588	\$6,564
24	90	52	LR245215^%&@#!*	1-high, 5-wide, 90"W (5 lockers)	\$7,115	\$9,485	\$8,205
24	36	52	LR245222^%&@#!*	2-high, 2-wide, 36"W (4 lockers)	\$3,372	\$5,268	\$4,244
24	54	52	LR245223^%&@#!*	2-high, 3-wide, 54"W (6 lockers)	\$5,058	\$7,902	\$6,366
24	72	52	LR245224^%&@#!*	2-high, 4-wide, 72"W (8 lockers)	\$6,744	\$10,536	\$8,488
24	90	52	LR245225^%&@#!*	2-high, 5-wide, 90"W (10 lockers)	\$8,430	\$13,170	\$10,610
24	36	52	LR245232^%&@#!*	3-high, 2-wide, 36"W (6 lockers)	\$3,898	\$6,742	\$5,206
24	54	52	LR245233^%&@#!*	3-high, 3-wide, 54"W (9 lockers)	\$5,847	\$10,113	\$7,809
24	72	52	LR245234^%&@#!*	3-high, 4-wide, 72"W (12 lockers)	\$7,796	\$13,484	\$10,412
24	90	52	LR245235^%&@#!*	3-high, 5-wide, 90"W (15 lockers)	\$9,745	\$16,855	\$13,015
Universal Lockers, 24"D x 66"H							
24	36	66	LR246612^%&@#!*	1-high, 2-wide, 36"W (2 lockers)	\$2,846	\$3,794	\$3,282
24	54	66	LR246613^%&@#!*	1-high, 3-wide, 54"W (3 lockers)	\$4,269	\$5,691	\$4,923
24	72	66	LR246614^%&@#!*	1-high, 4-wide, 72"W (4 lockers)	\$5,692	\$7,588	\$6,564
24	90	66	LR246615^%&@#!*	1-high, 5-wide, 90"W (5 lockers)	\$7,115	\$9,485	\$8,205
24	36	66	LR246622^%&@#!*	2-high, 2-wide, 36"W (4 lockers)	\$3,372	\$5,268	\$4,244
24	54	66	LR246623^%&@#!*	2-high, 3-wide, 54"W (6 lockers)	\$5,058	\$7,902	\$6,366
24	72	66	LR246624^%&@#!*	2-high, 4-wide, 72"W (8 lockers)	\$6,744	\$10,536	\$8,488
24	90	66	LR246625^%&@#!*	2-high, 5-wide, 90"W (10 lockers)	\$8,430	\$13,170	\$10,610
24	36	66	LR246632^%&@#!*	3-high, 2-wide, 36"W (6 lockers)	\$3,898	\$6,742	\$5,206
24	54	66	LR246633^%&@#!*	3-high, 3-wide, 54"W (9 lockers)	\$5,847	\$10,113	\$7,809
24	72	66	LR246634^%&@#!*	3-high, 4-wide, 72"W (12 lockers)	\$7,796	\$13,484	\$10,412
24	90	66	LR246635^%&@#!*	3-high, 5-wide, 90"W (15 lockers)	\$9,745	\$16,855	\$13,015
24	36	66	LR246642^%&@#!*	4-high, 2-wide, 36"W (8 lockers)	\$4,424	\$8,216	\$6,168
24	54	66	LR246643^%&@#!*	4-high, 3-wide, 54"W (12 lockers)	\$6,636	\$12,324	\$9,252
24	72	66	LR246644^%&@#!*	4-high, 4-wide, 72"W (16 lockers)	\$8,848	\$16,432	\$12,336
24	90	66	LR246645^%&@#!*	4-high, 5-wide, 90"W (20 lockers)	\$11,060	\$20,540	\$15,420

Tip: Do not forget to order master keys/tools. Ordered separately. Reference ordering information.

Universal Locker Seat Cubby and Perforated Panels

STEP 1 (Seat Cubby Only)

(?) Fabric Suffix List

Free Form Fabric selection. Choose from Cambria Era, Rivet, Gravity, or Manhattan fabrics.

Tip: To view fabric colors or to order samples, go to www.camirafabrics.com/us

STEP 2 (Seat Cubby Only)

(#) Laminate Suffix List:

- 2 Formica Pecan Walnut (6996-26)
- 3 Formica Millennium Oak (5887-26)
- 4 Formica Scandi Rift Oak (8677-26)
- 5 Formica Pale Brushstroke (6997-58)
- 6 Formica Storm (912-58)
- A Formica Chelsea Maple (9238-58)
- E Formica Zen Grey (9243-58)
- F Formica Black (909-58)
- G Formica Graphite (837-58)
- H Formica Ceruse Gray Walnut (6994-26)
- K Formica Aged Ash (8844-WR)
- L Formica Formal Walnut (5782-NG)
- M Formica Classic White (9244-58)
- Q Formica Inked Oak (5792-PG)
- W Formica Brite White (459-58)
- X Formica Non-Premium (includes 58,43, MC, SP, and NT finishes) and Wilsonart Premium (-07, -12, -18, -28, -52, -78) laminates. +\$264

Wilsonart virtual design library Y series laminates, Wilsonart Solicor, and Formica ColorCore2 are not included in the above upcharges.

For pricing, contact designteam@enwork.com

Product Specifications:

- > Cubby units include a 2"H cushion that is always 18"D.
- > Cubby units are to be placed between sets of lockers and share feet with lockers. For freestanding cubbies, feet are ordered separately.

Ordering Information:

- > Cubby part number is dependent on Universal Locker depth and foot option.
- > Perforated metal panel part number is dependent on Universal Locker height and foot option.
- > **A freight fee of \$150 net is assessed on orders less than \$1500 net. See page 13.**

Part Number	Description	List Price (US\$)
-------------	-------------	-------------------



Universal Locker Seat Cubby with Cushion

LRSCN1836?#	Seat Cubby with Cushion, for use with lockers that have no feet, 18"D x 36"W x 18"H	\$945
-------------	---	-------

LRSCF1836?#	Seat Cubby with Cushion for use with lockers that have 6"H feet, 18"D x 36"W x 12"H (18"H when installed)	\$945
-------------	---	-------



LRSCN2436?#	Seat Cubby with Cushion, for use with lockers that have no feet, 24"D x 36"W x 18"H	\$945
-------------	---	-------

LRSCF2436?#	Seat Cubby with Cushion for use with lockers that have 6"H feet, 24"D x 36"W x 12"H (18"H when installed)	\$945
-------------	---	-------

Tip: For COM fabric yardage, use U9CUSH36 and instructions on page 16.

Tip: For COM fabric yardage, use U9CUSH36 and instructions on page 16.

Universal Locker Perforated Metal Panel for Seat Cubby

LRPPN52^	Panel for Seat Cubby with 52"H lockers and no feet	\$2,600
LRPPN66^	Panel for Seat Cubby with 66"H lockers and no feet	\$2,600



LRPPF52^	Panel for Seat Cubby with 52"H lockers and feet	\$2,600
LRPPF66^	Panel for Seat Cubby with 66"H lockers and feet	\$2,600

Feet for Freestanding Seat Cubby with Cushion

LRFT1	Angled Ply Wood Feet, Clear Coated, 6"H, Pkg of 4	\$306
LRFT2^	Aluminum Square Legs, 6"H, Pkg of 4	\$294



Universal Locker Mechanical Lock Keys

LRMMKEY	Mechanical Manager Key	\$21
---------	------------------------	------

Tip: Used to open locker when code is set.

LRMRESET	Mechanical Reset Key	\$70
----------	----------------------	------

Tip: Used to reset locker code when code is forgotten

Universal Locker Electronic Lock Keys

LREMKEY	Electronic Manager Key	\$126
---------	------------------------	-------

Tip: Used to open locker code when code is set

LREPKEY	Electronic Programming Key	\$173
---------	----------------------------	-------

Tip: Used to reset locker code when code is forgotten

Universal Locker Standard Lock Keys

LRMASTER	Standard Lock Master Key	\$20
----------	--------------------------	------

STEP 1 (Perforated Metal Panel & LRFT2 Only)

(^) Paint Suffix List

- G Storm
- R Black
- S Silver
- T Medium Tone
- W Arctic White
- X Other (call for quote) TBD


Tip: Some Steelcase, Miller/Knoll, Haworth, and Allsteel paints are available for \$1000 list fee per order. Call/email for availability of specific colors. Additional custom paints (e.g. Tiger Dry Lac) must be quoted through designteam@enwork.com.

Notes


Ambition™ Overview - Beams

Beam Applications

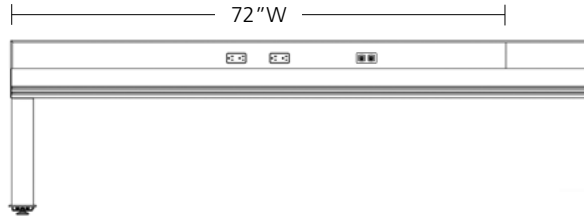
For 48"W Workstations



For 60"W Workstations

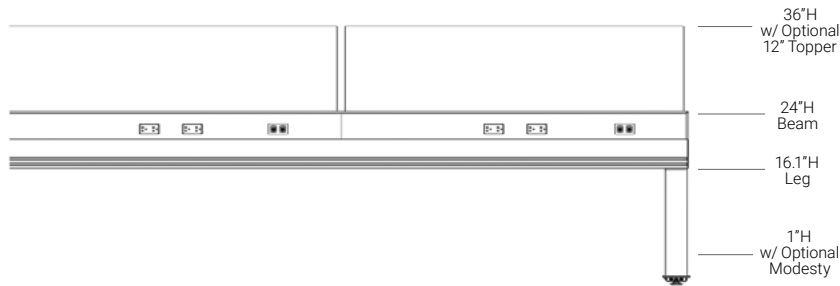


For 72"W Workstations

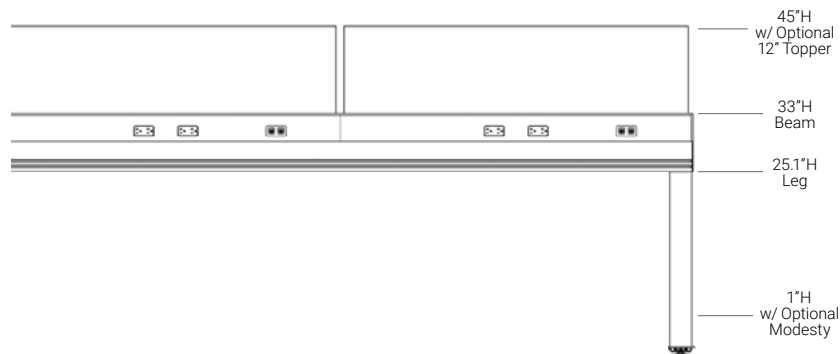


Beam Heights

24"H Beam



33"H Beam



Ambition Beam Power Data

Power and Data



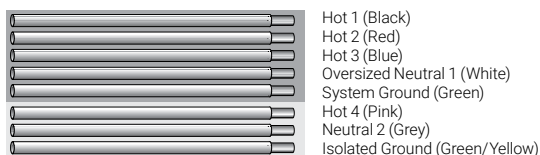
Overview

- Includes 2 duplex receptacle openings and one data cover (2 openings) per user. In single-sided applications, one side of the beam has beltways with no openings.
- Internal power components are included as part of Beam and are preinstalled. (Excluding receptacles and infeeds, which are specified separately)
- Beams offer lay-in installation of power and data across multiple sections.
- Utilizes the Byrne Phase 3, 5-wire, three 15 amp circuit double-sided power system as standard. Phase 3 contains 3 hot wires, common neutral and common ground.
- Phase 3 is UL 1286 Listed.
- In situations requiring dedicated circuits the Byrne 8-Trac System (4 circuits) is also available.


Phase 3 - 3 Circuit Shared Neutral, 5 Wires



8-Trac - 4 Circuit Separate Neutral, 8 Wires (3+1)



8-Trac - 4 Circuit Separate Neutral, 8 Wires (2+2)



San Francisco Power or Municipalities with Metallic Conduit Requirements

For San Francisco and any other municipalities whose electrical code requires metallic conduit on all modular wiring, the Ambition Base Power Infeeds must be specified in the metallic option for the 5-wire system. 8-Trac is fully San Francisco compliant. Note: All of the modular wiring harnesses for Ambition Beams come standard with metallic conduit (5-wire, 3-circuit).

Chicago Power

For Circuit Choice (#), Select "With empty j-boxes for Chicago Power" option.

New York City Power

New York City electrical code requires metallic conduit on all modular wiring. All of the modular wiring harnesses for Ambition Beams come standard with metallic conduit (5-wire, 3-circuit). Ambition Base Power Infeeds UPHASE5NY or UPHASE8NY must be used. Modular wiring components must be field installed. To order the Ambition Beams with this option, for circuit choice (#) select "Field Installed" power option.

8 Wire Power with Dedicated Circuit

If an 8-wire power system with a Dedicated Circuit (3+1 or 2+2) is required, select the "4-circuit Powerway" option. Receptacles for the 4-circuit system must be specified separately.

Note: All 8-wire modular wiring comes standard with metallic conduit.

Power/Data Routing Planning Tips

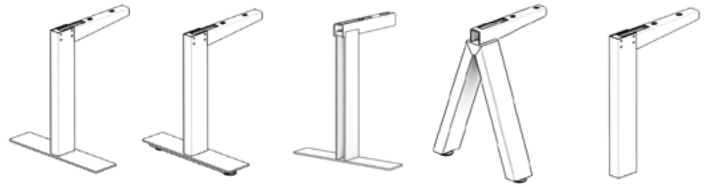
- Base power infeed and data cables are routed from the floor through the interior of the leg or credenza and into the Beam.
- An optional additional straight leg can be used for extra infeed capacity. This can be field installed in flexible locations along the beam.
- U-channels at Beam seams provide lay-in installation of power and data across multiple sections.
- Beams hold 24 Cat5 cables with the power system in the upper chamber of the beam. An additional Data Cable Basket Kit (specified separately) is required to utilize data below the beam. This holds an additional 28 Cat5 cables.
- Power Poles (10', 12', 15') are available.
- Infeed legs hold 12 Cat5 cables.

Ambition Beam Supports

Supports for Beams

Low Profile T-, Solano T-, Sawhorse, or Bolt-Down Legs

- Low Profile T-, Solano T-, Loop T, Sawhorse, and Bolt-Down Legs are available.
- Legs are painted steel and available in 5 standard powdercoat colors.
- Legs have a routing hole for power infeed.
- A straight (non-structural) infeed leg cable chase can be ordered and installed along the beam.
- Supports beam heights of 24" or 33".



End Panels

- Available in laminate or acoustic material.
- Supports beam height of 24".



Ambition Planning - Configurations

X = Leg/Support Mounting Location

Tip: Beam sections can be up to 144"W. Site conditions must be considered prior to placing order.

End Mounting Leg Locations

- Beam spans range from 4 to 24 feet on two end supports
- With an additional mid-beam support, Beam can span to 36 feet
- Offered in easy-to-order kits

2-Pack

4-Pack
6-Pack (48"W tops)

6-Pack
(60"W & 72"W tops)

8-Pack

10-Pack

12-Pack

Inset Mounting Leg Locations

- With inset supports, Beam ends can be cantilevered. Available on Beams up to 36 feet on two supports.
- Inset supports must be installed one workstation width from ends of beam (i.e. 60" from each end for 60"W workstations).
- Offered in easy-to-order kits

2-Pack n/a

4-Pack n/a

6-Pack n/a

8-Pack

10-Pack

12-Pack

End Panel Support on One or Both Ends

- Beam spans range from 4 to 12 feet on two supports
- With an additional mid-beam support, Beam can span to 36 feet
- Individual legs and end panels ordered separately
- End Panels add 3-8" of depth to the workstation pack

2-Pack

4-Pack
6-Pack (48"W tops)

6-Pack
(60"W & 72"W tops)

8-Pack


10-Pack

12-Pack

Ambition Planning & Power/Data Access

Planning Around Poles & Obstacles

Occasionally space planning requires special odd-numbered packs. The freestanding nature of Ambition Beams makes planning for obstacles simple and easy.



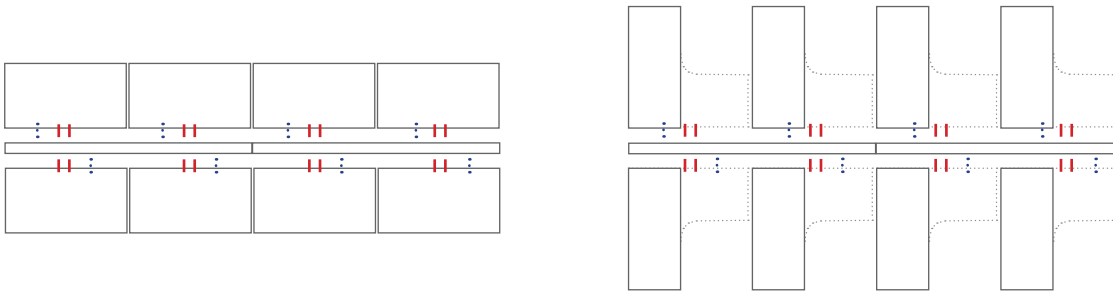
Power/Data Access

(8-Pack shown, all other similar)

..... = Data

—— = Power

—— = Power

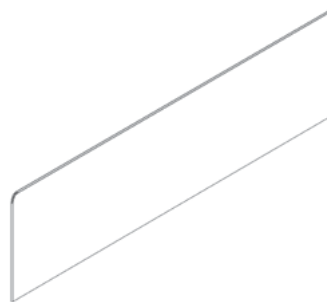


Ambition Planning - Options to Complete your Application

Ambition Planning - Privacy

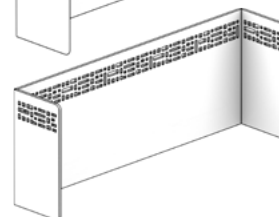
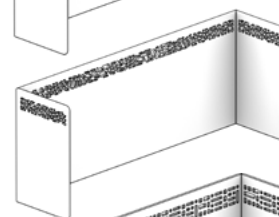
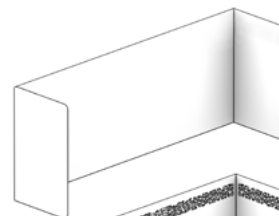
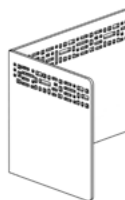
Beam Topper Screens

- 48", 60", or 72"W. Actual width is 2" less than workstation nominal dimension.
- 11.25"H above Beam
- Styles: Tackable Fabric, Non-Tackable Fabric, Frosted Acrylic, Frosted Glass, and Acoustic.



2- and 3-sided Acoustic Corner Screens

- 48", 60", 72"W mitered acoustic material, 1/2" thick with three optional styles: laser cut organic pattern, laser cut geometric pattern, or solid (no pattern)
- Extends 16"H above worksurface, and 7" below worksurface.
- 3-Sided Screens are 12"D. 2-Sided Screens are 20"D.
- Additional types of Privacy Screens are available for workstation privacy.



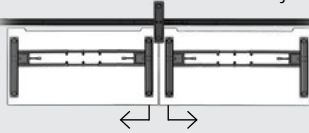
Ambition Planning - Options to Complete your Application

Planning - Freestanding Tables

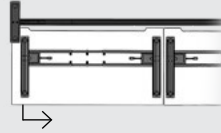
Leg placement of freestanding tables may vary to accommodate Ambition Beam supports where necessary.

Alternatively, low-profile T-Leg Beam supports can be used, allowing freestanding tables to be positioned on top of the low profile foot with the levelers adjusted accordingly.

Center Support or inset legs:



End Supports:



Height-Adjustable Options

- Solano: Set-Screw, Fast Crank,
- Proxi

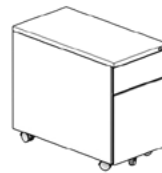
Fixed Height Options

- Impression: T-, C-, Straight, O-Legs
- Sawhorse
- Sensation: T-, C-, Straight, Y-Legs
- Solano: T-, C-Legs
- Tubular: T-, C-, Straight Legs
- Zori: T-, C-, Straight, Y-Legs

Planning - Storage

Universal Mobile Peds & Apex Metal Storage

- Universal Mobile peds, including Skinny (12" mobile peds) with side drawer pulls are found on page 367.
- Universal Apex Steel Mobile Peds, Fixed Peds, etc. are found on page 366.
- Cushions available



Universal Landscape Storage

- 4-types available: Steel Box/Files, Bookcases, and Personal Towers
- Include Laminate Tops
- 20"H x 18"D
- Cushions available
- Available on page 365.



Universal Steel Storage

- Box Laterals and Bookcases
- 21.5"H x 18"D
- Available on page 293.



Universal Laminate Mobile Boxcar Storage

- Ped/Bookcase combination
- LH and RH orientation available
- 18"D, 23.75"H; available 30" or 36"W
- Available on page 367.



Ambition Specifying Workstations

Specifying Ambition Workstations

Step 1 – Pick your Beam Size & Power/Data

- 2- to 12-Pack workstations, single- or double-sided
- Standard 5-Wire 3-Circuit, Optional 8-Wire
- Receptacles and infeeds specified separately.

Step 2 – Choose your Application

- Linear workstations
- 90-degree workstations

Step 3 – Specify Beam Support Packages

- Low Profile T-, Solano T-, Sawhorse, or Bolt-Down Legs, End or Inset Position, and 24" or 33"H available.
- Acoustic or Laminate End Panel for supporting a Beam height of 24".

Step 4 – Choose Receptacles and Determine Power-Ins

- Needed for every workstation pack
- All leg supports include a routing hole at the top and bottom. An optional (non-structural) straight leg wire chase is available for additional capacity.

Step 5 – Choose Privacy Components

- 11.3"H beam-mounted Topper Screen
- Ambition worksurface-mounted 2- or 3-sided Acoustic, or 3-sided Painted Privacy Screens
- Additional screen options are available for freestanding tables including Pac-man, all-in-one privacy, and more. See pages 360-363.

Step 6 – Select Freestanding Enwork Tables

- Height-Adjustable: Set-Screw, Fast Crank, or Electric
- Fixed Height: Sawhorse, T-, C-, Straight, O-, and Y-Legs

Step 7 – Add optional Storage Components

- Universal Mobile, Landscape, Steel, and Laminate storage available.

Ambition Beams

STEP 1 (See pricing in chart below, right)

(#) Circuit Choice Suffix List:

- A 3-circuit powerway, RECEPTACLES SPECIFIED SEPARATELY
- B FIELD INSTALLED 3-circuit powerway, RECEPTACLES SPECIFIED SEPARATELY
- C 4-circuit powerway, RECEPTACLES (3+1 or 2+2) SPECIFIED SEPARATELY
- D FIELD INSTALLED 4-circuit powerway, for NYC code RECEPTACLES (3+1 OR 2+2) SPECIFIED SEPARATELY
- E Used with empty j-boxes for Chicago code

STEP 2

(%) Sided Power Suffix List:

- 1 Single-sided Power
- 2 Double-sided Power

STEP 3

(^) Beam Finish Suffix List:

- E Clear Anodized Aluminum w/ Silver Beltway no charge
- G Storm +\$330
- R Black +\$330
- S Silver +\$330
- T Medium Tone +\$330
- W Arctic White +\$330
- Z Other TBD

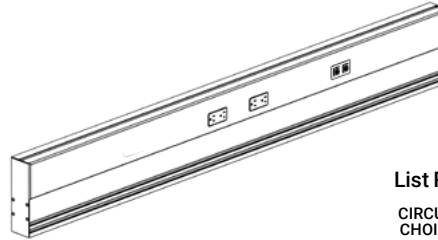
Tip: Some Steelcase, Miller/Knoll, Haworth, and Allsteel paints are available for \$1000 list fee per order. Call/email for availability of specific colors. Additional custom paints (e.g. Tiger Dry Lac) must be quoted through designteam@enwork.com.

Product Specifications:

- > Beams include two finished ends.
- > Beams 15' and longer come in 2 or 3 sections with hidden structural connectors.
- > A maximum of 24 Cat5 cables (UTP Solid 24AWG/4PRS) fit within a Beam. The optional Data Cable Basket holds an additional 28.
- > Ambition Beams are for use with freestanding tables and cannot be used with tethered workspaces.

Ordering Information:

- > Beam sections can be up to 144"W. Site conditions must be considered prior to installation.
- > Beam receptacles and infeeds are ordered separately.
- > Beam supports are ordered separately.
- > For more specific information on power systems in Step 2, see page 373.
- > **A freight fee of \$150 net is assessed on orders less than \$1500 net. See page 13.**



Part Number	Description	List Price (US\$)		
		CIRCUIT CHOICE A, B, E	CIRCUIT CHOICE C, D	# Required Supports*
Power/Data Beam for use with 48"W Workspaces				
AMB4802#%D^	4' Beam, 2-Sided Power, 2-Pack or 1-Sided Power, 1-Pack	\$1,078	\$1,143	2
AMB4804#%D^	8' Beam, 2-Sided Power, 4-Pack or 1-Sided Power, 2-Pack	\$1,734	\$1,999	2
AMB4806#%D^	12' Beam, 2-Sided Power, 6-Pack or 1-Sided Power, 3-Pack	\$2,367	\$2,806	2/3
AMB4808#%D^	16' Beam, 2-Sided Power, 8-Pack or 1-Sided Power, 4-Pack	\$3,724	\$4,300	2/3
AMB4810#%D^	20' Beam, 2-Sided Power, 10-Pack or 1-Sided Power, 5-Pack	\$4,830	\$5,570	2/3
AMB4812#%D^	24' Beam, 2-Sided Power, 12-Pack or 1-Sided Power, 6-Pack	\$5,637	\$6,602	2/3
Tip: Not recommended for 90-degree worksurface applications.				
Power/Data Beam for use with 60"W Workspaces				
AMB6002#%D^	5' Beam, 2-Sided Power, 2-Pack or 1-Sided Power, 1-Pack	\$1,104	\$1,167	2
AMB6004#%D^	10' Beam, 2-Sided Power, 4-Pack or 1-Sided Power, 2-Pack	\$1,870	\$2,142	2
AMB6006#%D^	15' Beam, 2-Sided Power, 6-Pack or 1-Sided Power, 3-Pack	\$3,121	\$3,576	2/3
AMB6008#%D^	20' Beam, 2-Sided Power, 8-Pack or 1-Sided Power, 4-Pack	\$3,976	\$4,613	2/3
AMB6010#%D^	25' Beam, 2-Sided Power, 10-Pack or 1-Sided Power, 5-Pack	\$5,227	\$6,047	2/3
AMB6012#%D^	30' Beam, 2-Sided Power, 12-Pack or 1-Sided Power, 6-Pack	\$6,082	\$7,085	2/3
Power/Data Beam for use with 72"W Workspaces				
AMB7202#%D^	6' Beam, 2-Sided Power, 2-Pack or 1-Sided Power, 1-Pack	\$1,151	\$1,240	2
AMB7204#%D^	12' Beam, 2-Sided Power, 4-Pack or 1-Sided Power, 2-Pack	\$2,112	\$2,398	2
AMB7206#%D^	18' Beam, 2-Sided Power, 6-Pack or 1-Sided Power, 3-Pack	\$3,506	\$3,989	2/3
AMB7208#%D^	24' Beam, 2-Sided Power, 8-Pack or 1-Sided Power, 4-Pack	\$4,467	\$5,146	2/3
AMB7210#%D^	30' Beam, 2-Sided Power, 10-Pack or 1-Sided Power, 5-Pack	\$5,861	\$6,737	2/3
AMB7212#%D^	36' Beam, 2-Sided Power, 12-Pack or 1-Sided Power, 6-Pack	\$6,821	\$7,895	2/3

*See page 375 for support locations and quantities.

Ambition Beam Leg Kits (For use when no End Panels are present)

Product Specifications:

- > Supports on this page are intended for use with Ambition Beams only.
- > All leg supports include infeed routing hole, except Loop T-leg which is open on the inside to route cables down.

Ordering Information:










- > If mounting legs inset, a UYCONN infeed splitter must be ordered to support 5-Wire power (not required for 8-Wire applications). See page 384.
- > For more information about Beam configurations and leg mounting locations, see page 375.
- > **A freight fee of \$150 net is assessed on orders less than \$1500 net. See page 13.**

STEP 1 - Steel Supports

(*) Paint Suffix List

G	Storm	
R	Black	
S	Silver	
T	Medium Tone	
W	Arctic White	
Z	Other	TBD

Tip: Some Steelcase, Miller/Knoll, Haworth, and Allsteel paints are available for \$1000 list fee per order. Call/email for availability of specific colors. Additional custom paints (e.g. Tiger Dry Lac) must be quoted through designteam@enwork.com.

	Part Number	Description	List Price (US\$)
Leg Kits for use w/ 2-Pack, 4-Pack, 6-Pack, and 8-Pack for End Mounting Location and use w/ 8-Pack, 10-Pack, and 12-Pack for Inset Mounting Location, Package of 2			
	AMLL24H2^	Solano T-Leg for 24"H Beam, Infeed Hole, pkg of 2	\$599
	AMLL29H2^	Solano T-Leg for 29"H Beam, Infeed Hole, pkg of 2	\$637
	AMLL33H2^	Solano T-Leg for 33"H Beam, Infeed Hole, pkg of 2	\$707
	AMLR24H2^	Sawhorse Leg for 24"H Beam, Infeed Hole, pkg of 2	\$1,004
	AMLR33H2^	Sawhorse Leg for 33"H Beam, Infeed Hole, pkg of 2	\$1,004
	AMLF24H2^	Low Profile T-Leg for 24"H Beam, Infeed Hole, pkg of 2	\$1,010
	AMLF33H2^	Low Profile T-Leg for 33"H Beam, Infeed Hole, pkg of 2	\$1,018
	AMLS24H2^	Bolt-Down Leg for 24"H Beam, Infeed Hole, pkg of 2	\$983
	AMLS33H2^	Bolt-Down Leg for 33"H Beam, Infeed Hole, pkg of 2	\$983
		Tip: Leg must be bolted to cement floor. Hardware Provided.	
	AMLMP292^	Loop T-Leg for 29"H Beam, Low Profile Foot, pkg of 2	\$913
Leg Kits for use w/ 10-Pack, 12-Pack for End Mounting Location, Package of 3			
	AMLL24H3^	Solano T-Leg for 24"H Beam, Infeed Hole, pkg of 3	\$898
	AMLL29H3^	Solano T-Leg for 29"H Beam, Infeed Hole, pkg of 3	\$955
	AMLL33H3^	Solano T-Leg for 33"H Beam, Infeed Hole, pkg of 3	\$1,061
	AMLR24H3^	Sawhorse Leg for 24"H Beam, Infeed Hole, pkg of 3	\$1,499
	AMLR33H3^	Sawhorse Leg for 33"H Beam, Infeed Hole, pkg of 3	\$1,499
	AMLF24H3^	Low Profile T-Leg for 24"H Beam, Infeed Hole, pkg of 3	\$1,515
	AMLF33H3^	Low Profile T-Leg for 33"H Beam, Infeed Hole, pkg of 3	\$1,528
	AMLS24H3^	Bolt-Down Leg for 24"H Beam, Infeed Hole, pkg of 3	\$1,475
	AMLS33H3^	Bolt-Down Leg for 33"H Beam, Infeed Hole, pkg of 3	\$1,475
		Tip: Leg must be bolted to cement floor. Hardware Provided.	
	AMLMP293^	Loop T-Leg for 29"H Beam, Low Profile Foot, pkg of 3	\$1,369
Optional Additional Straight Leg for use as Wire Chase (non-structural)			
	AMLH24H^	Ambition Straight Leg for 24"H Beam, Infeed Hole	\$306
	AMLH29H^	Ambition Straight Leg for 29"H Beam, Infeed Hole	\$306
	AMLH33H^	Ambition Straight Leg for 33"H Beam, Infeed Hole	\$306
		Tip: Standard Leg Packages have infeed/data holes. This leg is optional and provides additional cable management capacity.	
		Tip: Straight leg location is flexible and can be installed a number of places along the Beam.	
		Tip: Not intended for use as a structural support.	
	UHC^	Leg Infeed Hole Cover	\$57

Ambition Beam Supports in End Panel Applications

STEP 1 - Beam Attachment Bracket and Leg supports

(*) Paint Suffix List

- * E Clear Anodized Aluminum
 - G Storm
 - R Black
 - S Silver
 - T Medium Tone
 - W Arctic White
 - Z Other
- TBD

* Clear Anodized Aluminum not available on Leg Supports.

Tip: Some Steelcase, Miller/Knoll, Haworth, and Allsteel paints are available for \$1000 list fee per order. Call/email for availability of specific colors. Additional custom paints (e.g. Tiger Dry Lac) must be quoted through designteam@enwork.com.

STEP 2 - Laminate End Panel

(#) Laminate Suffix List:

- 2 Formica Pecan Walnut (6996-26)
- 3 Formica Millennium Oak (5887-26)
- 4 Formica Scandi Rift Oak (8677-26)
- 5 Formica Pale Brushstroke (6997-58)
- 6 Formica Storm (912-58)
- A Formica Chelsea Maple (9238-58)
- E Formica Zen Grey (9243-58)
- F Formica Black (909-58)
- G Formica Graphite (837-58)
- H Formica Ceruse Gray Walnut (6994-26)
- K Formica Aged Ash (8844-WR)
- L Formica Formal Walnut (5782-NG)
- M Formica Classic White (9244-58)
- Q Formica Inked Oak (5792-PG)
- W Formica Brite White (459-58)
- X Formica Non-Premium (58,43, MC, SP, and NT finishes), Formica Premium (WR, 42, 77, 46, RD), Wilsonart Non-Premium (-38, -60), and Wilsonart Premium (-07, -12, -18, -28, -52, -78)

+\$40

Wilsonart Virtual design library Y series laminates, Wilsonart Solicolor, and Formica ColorCore2 are not included in the above upcharges. For pricing, contact designteam@enwork.com

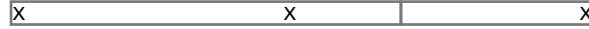
Tip: Grain direction is horizontal

Product Specifications:

> 2-Packs, 4-Packs, or 48"W workstation 6-Packs require 2 supports



> 6-, 8-, 10-, or 12-Packs require 3 supports



> Center support in 6-, 8-, 10-, 12-Packs must be a steel support. End supports can be end panels or steel supports.
 > End panels available in 24"H beam application only.

Ordering Information:

> For more information about Beam configurations and leg mounting locations, see page 375.
 > **A freight fee of \$150 net is assessed on orders less than \$1500 net. See page 13.**

Part Number	Description	List Price (US\$)
Laminate End Panels, 29"H (1.25" Thick)		
AMEL242^#	Laminate End Panel for Double-Sided 24"D Tops (actual 51"W)	\$1,098
AMERR242^#	Oversized Laminate End Panel for Double-Sided 24"D Tops (actual 56"W)	\$1,098
AMEL302^#	Laminate End Panel for Double-Sided 30"D Tops (actual 63"W)	\$1,159
AMERR302^#	Oversized Laminate End Panel for Double-Sided 30"D Tops (actual 68"W)	\$1,160
	Tip: Available with 24"H Beam only.	
	Tip: If pairing with freestanding height-adjustable tables that have screens extending below the worksurface, choose the oversized end panel.	
Leg Supports for use with End Panels/Credenzas, Package of 1		
AMLL24H^	Solano T-Leg for 24"H Beam, Infeed Hole	\$299
AMLR24H^	Sawhorse Leg for 24"H Beam, Infeed Hole	\$503
AMLF24H^	Low Profile T-Leg for 24"H Beam, Infeed Hole	\$505
AMLS24H^	Bolt-Down Leg for 24"H Beam, Infeed Hole	\$494

Notes

Ambition Beam Receptacles & Electrical Components


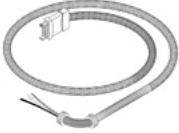
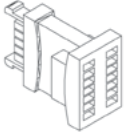


STEP 1

(^) Receptacle Color Suffix List:

G Grey
R Black
W White

Ordering Information:

- > For more specific information on power systems, see page 373.
- > A freight fee of \$150 net is assessed on orders less than \$1500 net. See page 13.

Part Number	Description	List Price (US\$)
	5-Wire, 3-Circuit Receptacles - 15 amp	
AR5151^	Circuit 1 Receptacle, 15 amp	\$47
AR5152^	Circuit 2 Receptacle, 15 amp	\$47
AR5153^	Circuit 3 Receptacle, 15 amp	\$47
	5-Wire Base Power Infeed, 3-Circuit (standard) Powerways, Black	
UPHASE72	5-Wire Power Infeed, Black, for Hardwire, 72"	\$188
UPHASE120	5-Wire Power Infeed, Black, for Hardwire, 120"	\$285
UPHASE240	5-Wire Power Infeed, Black, for Hardwire, 240" (Power Poles)	\$468
	Tip: If Base Power Infeed is coming into the middle of a spine wall application then a UYCONN Splitter must be ordered (see below).	
	Tip: Not required in 8-wire applications.	
	5-Wire Base Power Infeed, 3-Circuit (standard) Powerways, Metallic	
UPHASE72M	5-Wire Power Infeed, Metallic, for Hardwire, 72"	\$246
UPHASE120M	5-Wire Power Infeed, Metallic, for Hardwire, 120"	\$362
UPHASE240M	5-Wire Power Infeed, Metallic, for Hardwire, 240" (use with Power Poles)	\$543
	Tip: If Base Power Infeed is coming into the middle of a spine wall application then a UYCONN Splitter must be ordered (see below).	
	UYCONN	
	3-Way Base Power Infeed Splitter for 5-Wire Power System	\$34
	Tip: If Base Power Infeed is coming into the middle of a Beam application then a splitter is required.	
	Tip: Not required in 8-wire applications.	
	URBL	
	Blank Cover for unused Power/Data cutouts on Beltway, Grey	\$26
	Tip: For black or white, contact designteam@enwork.com	
	Power Poles, Two Chamber, Clear Anodized Aluminum, 2.3"W x 2.3"D	
UPHPP10	Power Pole, 10'H	\$1,732
UPHPP12	Power Pole, 12'H	\$1,971
UPHPP15	Power Pole, 15'H	\$2,300
	Tip: Power Pole has a cable routing hole on side of pole at the bottom. Infeed passes through the hole, across the floor, and into hole at the bottom of the infeed leg. Additional hole(s) can be field cut to allow routing directly into the power system.	
	Tip: Includes mounting hardware and ceiling trim plate.	
	Tip: Power infeed not included. Order 240" Base Power Infeed separately.	

Ambition Beam 8-Wire Receptacles & Electrical Components

Ordering Information:

- > For more specific information on power systems, see page 373.
- > A freight fee of \$150 net is assessed on orders less than \$1500 net. See page 13.

Part Number **Description** **List Price (US\$)**

Duplex Receptacles for Ambition 8-Wire, 4-Circuit Powerway

15-Amp Duplex Receptacles



15 amp

AR815311^	15-amp Receptacle for 4-circuit (3+1 or 2+2) Powerway, Circuit 1	\$47
AR815312^	15-amp Receptacle for 4-circuit (3+1 or 2+2) Powerway, Circuit 2	\$47
AR815313^	15-amp Receptacle for 4-circuit (3+1 only) Powerway, Circuit 3	\$49
AR815223^	15-amp Receptacle for 4-circuit (2+2 only) Powerway, Circuit 3 (Dedicated)	\$49
AR815314^	15-amp Receptacle for 4-circuit (3+1 or 2+2) Powerway, Circuit 4 (Dedicated)	\$49

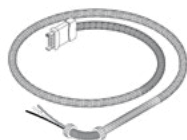


20 amp

20-Amp Duplex Receptacles

AR820311^	20-amp Receptacle for 4-circuit (3+1 or 2+2) Powerway, Circuit 1	\$51
AR820312^	20-amp Receptacle for 4-circuit (3+1 or 2+2) Powerway, Circuit 2	\$51
AR820313^	20-amp Receptacle for 4-circuit (3+1 only) Powerway, Circuit 3	\$51
AR820223^	20-amp Receptacle for 4-circuit (2+2 only) Powerway, Circuit 3 (Dedicated)	\$51
AR820314^	20-amp Receptacle for 4-circuit (3+1 or 2+2) Powerway, Circuit 4 (Dedicated)	\$51

Tip: To add "controlled" stamp for California Title 24, add "C" to the end of the part number and add \$2 list.



8-Wire Base Power Infeed, 4-Circuit (optional) Powerways, Metallic

UPHASE728W	8-Wire Power Infeed, Metallic, for Hardwire, 72"	\$237
UPHASE1208W	8-Wire Power Infeed, Metallic, for Hardwire, 120"	\$371
UPHASE2408W	8-Wire Power Infeed, Metallic, for Hardwire, 240" (use with Power Poles)	\$554

Ambition Cable Management

STEP 1

(^) Paint Suffix List

G Storm
R Black
S Silver
T Medium Tone
W Arctic White
Z Other

Tip: Some Steelcase, Miller/Knoll, Haworth, and Allsteel paints are available for \$1000 list fee per order. Call/email for availability of specific colors. Additional custom paints (e.g. Tiger Dry Lac) must be quoted through designteam@enwork.com.

Ordering Information:

> A freight fee of \$150 net is assessed on orders less than \$1500 net. See page 13.



Part Number	Description	List Price (US\$)
AMHCP48 [^]	High Capacity Cable Trough for 48" Workstation	\$134
AMHCP60 [^]	High Capacity Cable Trough for 60" Workstation	\$175
AMHCP72 [^]	High Capacity Cable Trough for 72" Workstation	\$206

Tip: Order one trough per user.


Tip: If desk mounted privacy/modesty screens are used, desk must sit 3" away from the beam to clear trough.



Cable Manager for Trough Applications

AMCMTRG	Wire Manager for Trough Applications, Grey	\$214
AMCMTRR	Wire Manager for Trough Applications, Black	\$214
AMCMTRW	Wire Manager for Trough Applications, White	\$214

Tip: Use with High Capacity Cable Trough.



Optional Data Cable Basket Kits for below Frame Applications

AMS4802 [^]	Data Cable Basket Kit for AMB4802	\$215
AMS4804 [^]	Data Cable Basket Kit for AMB4804	\$430
AMS4806 [^]	Data Cable Basket Kit for AMB4806	\$642
AMS4808 [^]	Data Cable Basket Kit for AMB4808	\$857
AMS4810 [^]	Data Cable Basket Kit for AMB4810	\$1,070
AMS4812 [^]	Data Cable Basket Kit for AMB4812	\$1,278
AMS6002 [^]	Data Cable Basket Kit for AMB6002	\$304
AMS6004 [^]	Data Cable Basket Kit for AMB6004	\$608
AMS6006 [^]	Data Cable Basket Kit for AMB6006	\$912
AMS6008 [^]	Data Cable Basket Kit for AMB6008	\$1,217
AMS6010 [^]	Data Cable Basket Kit for AMB6010	\$1,521
AMS6012 [^]	Data Cable Basket Kit for AMB6012	\$1,825
AMS7202 [^]	Data Cable Basket Kit for AMB7202	\$304
AMS7204 [^]	Data Cable Basket Kit for AMB7204	\$608
AMS7206 [^]	Data Cable Basket Kit for AMB7206	\$912
AMS7208 [^]	Data Cable Basket Kit for AMB7208	\$1,217
AMS7210 [^]	Data Cable Basket Kit for AMB7210	\$1,521
AMS7212 [^]	Data Cable Basket Kit for AMB7212	\$1,825

Tip: This basket is optional. The beam holds 24 Cat5 cables. However, this basket provides room for an additional 28 Cat5 cables nestled in the bottom of the beam.

Notes

Ambition Beam Toppers -11.25"H

STEP 1 - Fabric Screens

(?) Fabric Suffix List:

Free form fabric selection.
Choose from Camira Era, Rivet,
Manhattan, Carlow, or Lucia
fabrics.

Tip: To view fabric colors or to
order samples go to
www.camirafabrics.com/us.

Tip: For COM yardage, see page 16.

Product Specifications:

- > Topper screens are undersized by 2.25".
- > Topper Screens are 11.25"H.

Ordering Information:

- > A freight fee of \$150 net is assessed on orders less than \$1500 net. See page 13.



Part Number	Description	List Price (US\$)
Non-Tackable Fabric Beam Topper Screens		
AMTTPN4802?	Non-Tackable Fabric Topper Screen Kit for AMB4802	\$521
AMTTPN4804?	Non-Tackable Fabric Topper Screen Kit for AMB4804	\$1,035
AMTTPN4806?	Non-Tackable Fabric Topper Screen Kit for AMB4806	\$1,544
AMTTPN4808?	Non-Tackable Fabric Topper Screen Kit for AMB4808	\$2,060
AMTTPN4810?	Non-Tackable Fabric Topper Screen Kit for AMB4810	\$2,567
AMTTPN4812?	Non-Tackable Fabric Topper Screen Kit for AMB4812	\$3,080
AMTTPN6002?	Non-Tackable Fabric Topper Screen Kit for AMB6002	\$629
AMTTPN6004?	Non-Tackable Fabric Topper Screen Kit for AMB6004	\$1,251
AMTTPN6006?	Non-Tackable Fabric Topper Screen Kit for AMB6006	\$1,879
AMTTPN6008?	Non-Tackable Fabric Topper Screen Kit for AMB6008	\$2,496
AMTTPN6010?	Non-Tackable Fabric Topper Screen Kit for AMB6010	\$3,121
AMTTPN6012?	Non-Tackable Fabric Topper Screen Kit for AMB6012	\$3,744
AMTTPN7202?	Non-Tackable Fabric Topper Screen Kit for AMB7202	\$783
AMTTPN7204?	Non-Tackable Fabric Topper Screen Kit for AMB7204	\$1,561
AMTTPN7206?	Non-Tackable Fabric Topper Screen Kit for AMB7206	\$2,334
AMTTPN7208?	Non-Tackable Fabric Topper Screen Kit for AMB7208	\$3,110
AMTTPN7210?	Non-Tackable Fabric Topper Screen Kit for AMB7210	\$3,886
AMTTPN7212?	Non-Tackable Fabric Topper Screen Kit for AMB7212	\$4,665
Tackable Fabric Beam Topper Screens		
AMTTPF4802?	Tackable Fabric Topper Screen Kit for AMB4802	\$580
AMTTPF4804?	Tackable Fabric Topper Screen Kit for AMB4804	\$1,156
AMTTPF4806?	Tackable Fabric Topper Screen Kit for AMB4806	\$1,734
AMTTPF4808?	Tackable Fabric Topper Screen Kit for AMB4808	\$2,304
AMTTPF4810?	Tackable Fabric Topper Screen Kit for AMB4810	\$2,878
AMTTPF4812?	Tackable Fabric Topper Screen Kit for AMB4812	\$3,455
AMTTPF6002?	Tackable Fabric Topper Screen Kit for AMB6002	\$755
AMTTPF6004?	Tackable Fabric Topper Screen Kit for AMB6004	\$1,503
AMTTPF6006?	Tackable Fabric Topper Screen Kit for AMB6006	\$2,254
AMTTPF6008?	Tackable Fabric Topper Screen Kit for AMB6008	\$2,996
AMTTPF6010?	Tackable Fabric Topper Screen Kit for AMB6010	\$3,746
AMTTPF6012?	Tackable Fabric Topper Screen Kit for AMB6012	\$4,496
AMTTPF7202?	Tackable Fabric Topper Screen Kit for AMB7202	\$848
AMTTPF7204?	Tackable Fabric Topper Screen Kit for AMB7204	\$1,687
AMTTPF7206?	Tackable Fabric Topper Screen Kit for AMB7206	\$2,523
AMTTPF7208?	Tackable Fabric Topper Screen Kit for AMB7208	\$3,365
AMTTPF7210?	Tackable Fabric Topper Screen Kit for AMB7210	\$4,205
AMTTPF7212?	Tackable Fabric Topper Screen Kit for AMB7212	\$5,048

Part Number	Description	List Price (US\$)
Acrylic Beam Topper Screens		
AMTTP4802	Acrylic Topper Screen Kit for AMB4802	\$206
AMTTP4804	Acrylic Topper Screen Kit for AMB4804	\$414
AMTTP4806	Acrylic Topper Screen Kit for AMB4806	\$617
AMTTP4808	Acrylic Topper Screen Kit for AMB4808	\$823
AMTTP4810	Acrylic Topper Screen Kit for AMB4810	\$1,028
AMTTP4812	Acrylic Topper Screen Kit for AMB4812	\$1,230
AMTTP6002	Acrylic Topper Screen Kit for AMB6002	\$241
AMTTP6004	Acrylic Topper Screen Kit for AMB6004	\$482
AMTTP6006	Acrylic Topper Screen Kit for AMB6006	\$719
AMTTP6008	Acrylic Topper Screen Kit for AMB6008	\$958
AMTTP6010	Acrylic Topper Screen Kit for AMB6010	\$1,193
AMTTP6012	Acrylic Topper Screen Kit for AMB6012	\$1,430
AMTTP7202	Acrylic Topper Screen Kit for AMB7202	\$321
AMTTP7204	Acrylic Topper Screen Kit for AMB7204	\$639
AMTTP7206	Acrylic Topper Screen Kit for AMB7206	\$957
AMTTP7208	Acrylic Topper Screen Kit for AMB7208	\$1,270
AMTTP7210	Acrylic Topper Screen Kit for AMB7210	\$1,588
AMTTP7212	Acrylic Topper Screen Kit for AMB7212	\$1,906
Frosted Glass Beam Topper Screens		
AMTTPY4802	Frosted Glass Topper Screen Kit for AMB4802	\$626
AMTTPY4804	Frosted Glass Topper Screen Kit for AMB4804	\$1,245
AMTTPY4806	Frosted Glass Topper Screen Kit for AMB4806	\$1,869
AMTTPY4808	Frosted Glass Topper Screen Kit for AMB4808	\$2,483
AMTTPY4810	Frosted Glass Topper Screen Kit for AMB4810	\$3,103
AMTTPY4812	Frosted Glass Topper Screen Kit for AMB4812	\$3,724
AMTTPY6002	Frosted Glass Topper Screen Kit for AMB6002	\$791
AMTTPY6004	Frosted Glass Topper Screen Kit for AMB6004	\$1,574
AMTTPY6006	Frosted Glass Topper Screen Kit for AMB6006	\$2,353
AMTTPY6008	Frosted Glass Topper Screen Kit for AMB6008	\$3,138
AMTTPY6010	Frosted Glass Topper Screen Kit for AMB6010	\$3,922
AMTTPY6012	Frosted Glass Topper Screen Kit for AMB6012	\$4,707
AMTTPY7202	Frosted Glass Topper Screen Kit for AMB7202	\$956
AMTTPY7204	Frosted Glass Topper Screen Kit for AMB7204	\$1,906
AMTTPY7206	Frosted Glass Topper Screen Kit for AMB7206	\$2,849
AMTTPY7208	Frosted Glass Topper Screen Kit for AMB7208	\$3,799
AMTTPY7210	Frosted Glass Topper Screen Kit for AMB7210	\$4,749
AMTTPY7212	Frosted Glass Topper Screen Kit for AMB7212	\$5,698

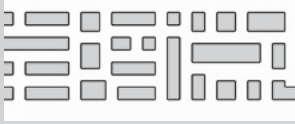


Ambition Privacy Screens

STEP 1 - Acoustic Screens

(@) Pattern Option Suffix List:

- N No Pattern no charge
- G Geometric Pattern (3.5"H) +\$147



- P Organic Pattern (2.5"H) +\$147



STEP 2 - Acoustic Screens

(#) Acoustic Material Color Suffix List:

- L Light Grey
- M Medium Grey
- C Charcoal
- Z Other TBD

Tip: Additional colors are available at extended lead times for an upcharge. contact designteam@enwork.com for more information.

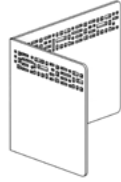
Product Specifications:

- > Acoustic material is 1/2" thick. Tackable, though depending on the size of pin used, the hole may be visible upon removal. Acoustic privacy screens fit rectangle tops.
- > 23"H screen is 16" above worksurface and 7" below worksurface.
- > 31"H screen is 24" above worksurface and 7" below worksurface.
- > Screens are sized for freestanding height-adjustable tables.
- > Ambition 3-sided screens are undersized 1-1/2" on the width to work with worksurface application R. If not using Enwork tops, contact designteam@enwork.com to confirm sizing.

Ordering Information:

- > Acoustic screens are compatible on worksurfaces with standard scallops; they are not compatible on worksurfaces with a full scallop.
- > For additional privacy screen and modesty options, see pages 346-363.
- > **A freight fee of \$150 net is assessed on orders less than \$1500 net. See page 13.**

Part Number	Description	List Price (US\$)
-------------	-------------	-------------------



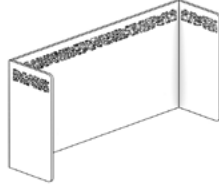
Optional geometric pattern shown

Acoustic 2-Sided Mitered Corner Privacy Screen, 23"H (16"H Above Worksurface)

AMA224R@#	Acoustic 2-Sided Screen, Right Handed 20"D x 23"W	\$504
AMA230R@#	Acoustic 2-Sided Screen, Right Handed 20"D x 29"W	\$523
AMA236R@#	Acoustic 2-Sided Screen, Right Handed 20"D x 35"W	\$737

AMA224L@#	Acoustic 2-Sided Screen, Left Handed 20"D x 23"W	\$504
AMA230L@#	Acoustic 2-Sided Screen, Left Handed 20"D x 29"W	\$523
AMA236L@#	Acoustic 2-Sided Screen, Left Handed 20"D x 35"W	\$737

Tip: Sized for freestanding height-adjustable tables.



Optional organic pattern shown

Acoustic 3-Sided Mitered Corner Privacy Screen, 23"H (16"H Above Worksurface)

AMA348R@#	Acoustic 3-Sided Screen, 12"D x 48"W	\$894
AMA360R@#	Acoustic 3-Sided Screen, 12"D x 60"W	\$917
AMA372R@#	Acoustic 3-Sided Screen, 12"D x 72"W	\$941

Tip: Sized for freestanding height-adjustable tables.
Use with worksurface application suffix R.

Ambition 3-Sided Mitered Corner Privacy Screen, 31"H (24"H Above worksurface)

AMA33148RN#	Acoustic 3-Sided Screen, 12"D x 48"W	\$1,212
AMA33160RN#	Acoustic 3-Sided Screen, 12"D x 60"W	\$1,213
AMA33172RN#	Acoustic 3-Sided Screen, 12"D x 72"W	\$1,214

Tip: Sized for freestanding height-adjustable tables.
Use with worksurface application suffix R.

Notes

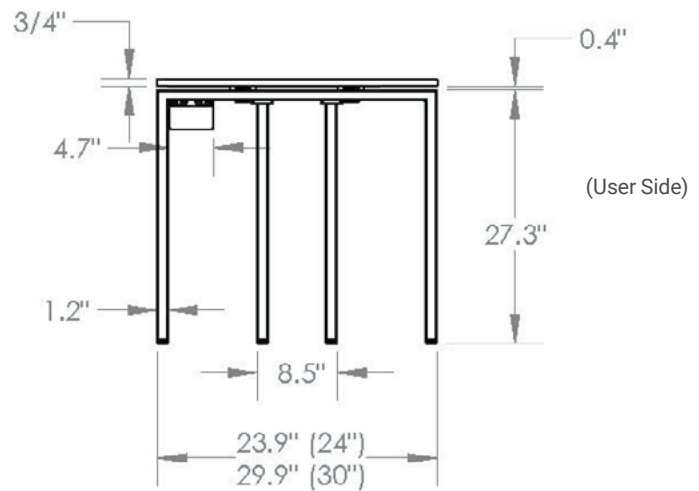
What is eBench?

eBench workstations pack style, function, and technology integration into a simple, uncluttered package. Engineered in Germany, its highly tooled steel structure assures a long-lasting, sturdy foundation. Inset shared legs create ample knee space with plenty of room for storage components.

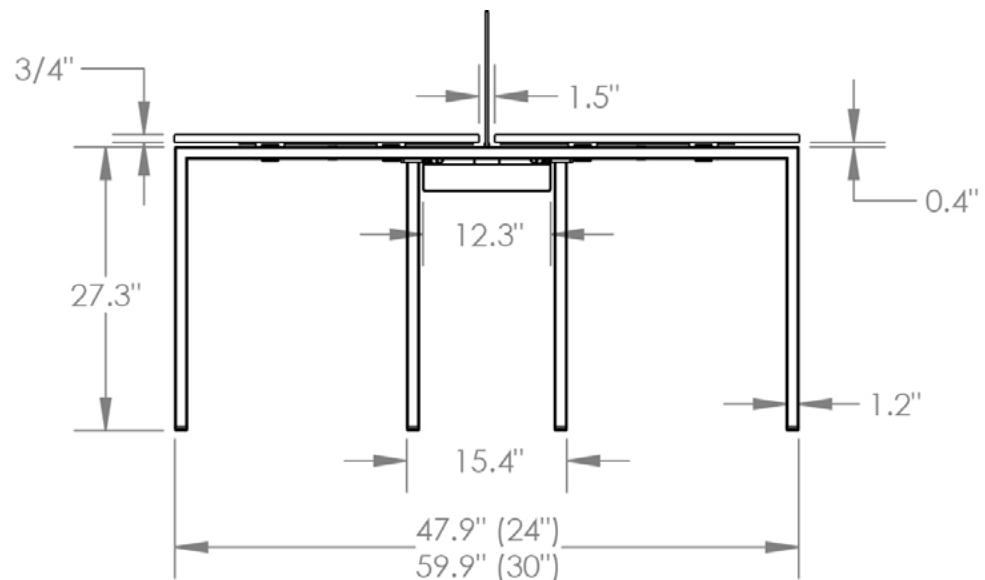
3/4" sliding tops provide pocket access to the fully concealed power outlets, data ports, and cable troughs in the center raceway. The standard 4-circuit power system includes 2 duplexes and 2 data openings per user. For frequent user access, surface- and edge-mount power and data options assure connections are always close at hand.

eBench is available for Double- and Single-sided rectangular applications 48", 60", or 72"W with 24" or 30"D worksurfaces. Use topper screens and end panels to add privacy and modesty, also creating options for aesthetic customization. Add a 12" Skinny™ box-file mobile ped for high density applications, or choose Landscape or Apex storage components.

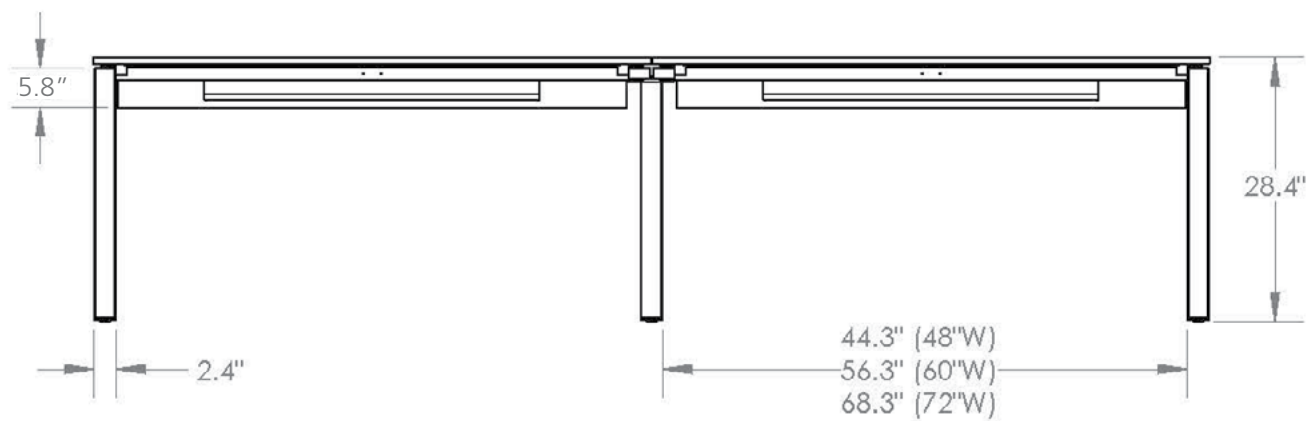
SINGLE-SIDED End View



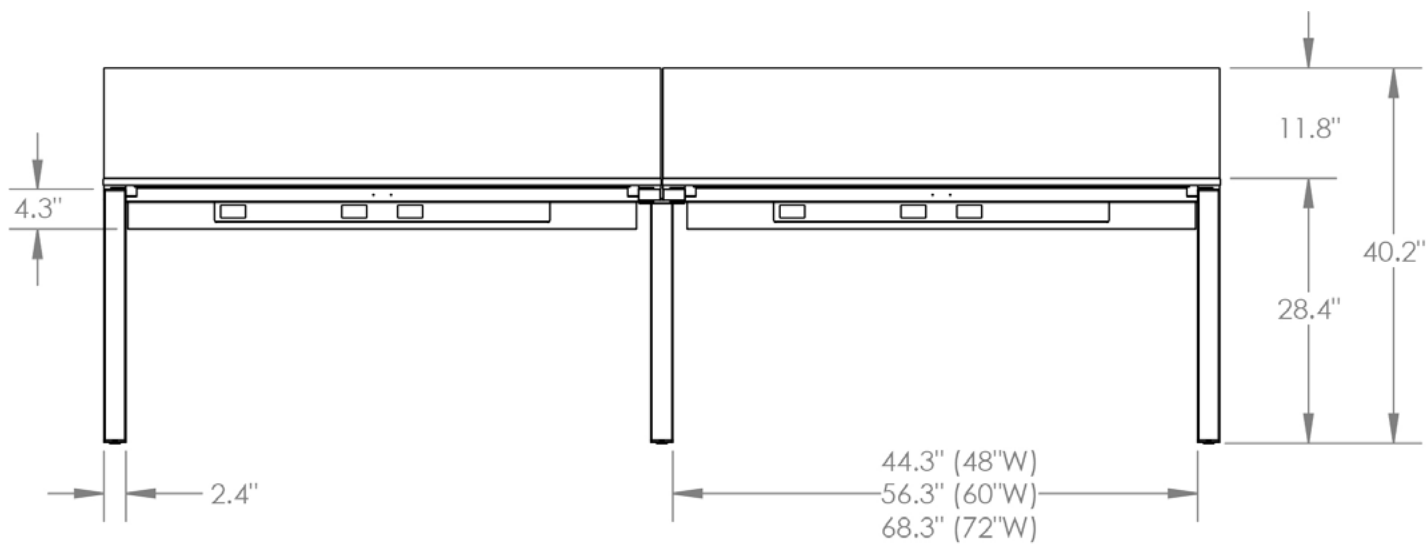
DOUBLE-SIDED End View



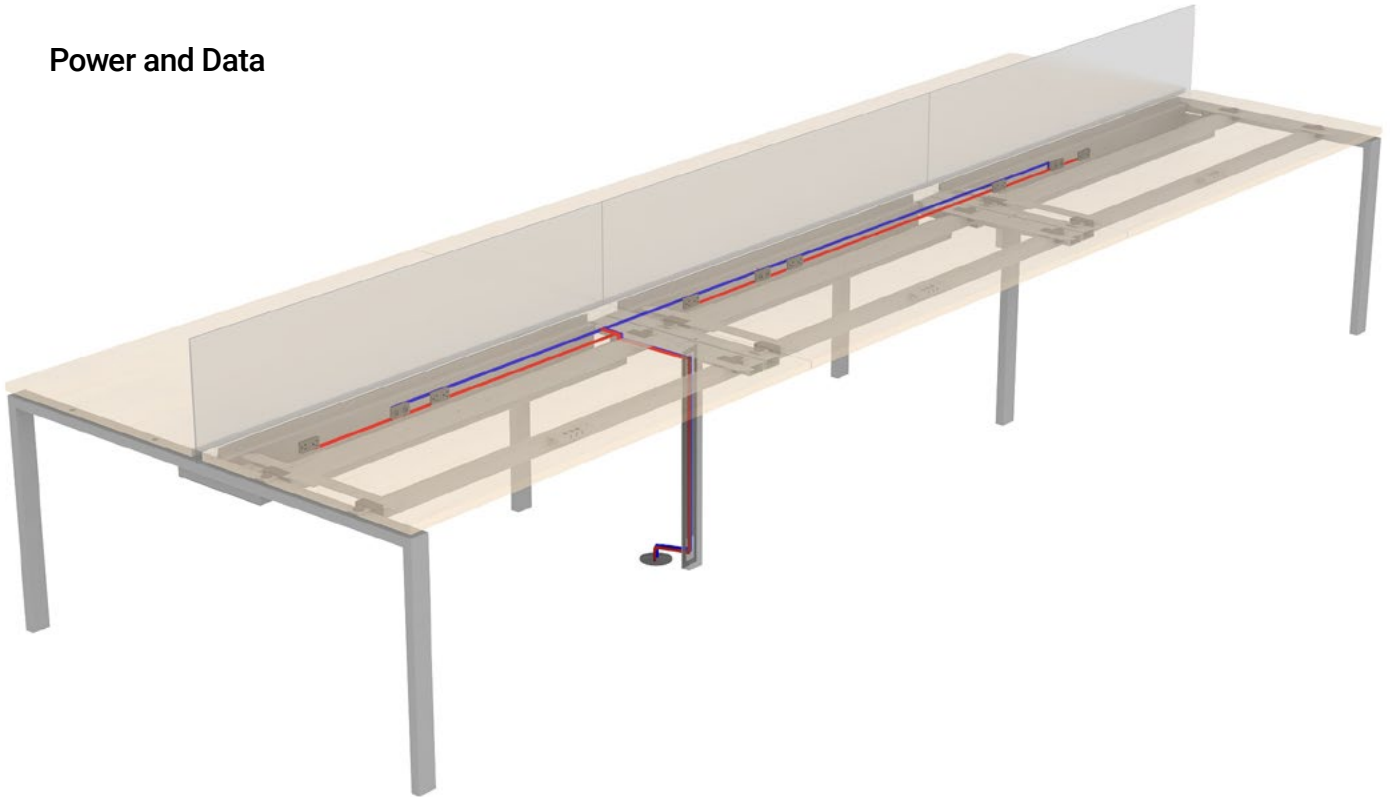
**SINGLE-SIDED
Elevation View**



**DOUBLE-SIDED
Elevation View**



Power and Data



8 Wire Power with Dedicated Circuit

eBench's 8-wire power system with a Dedicated Circuit (3+1 or 2+2) comes installed. Receptacles must be specified separately.

Note: All 8-wire modular wiring comes standard with metallic conduit.

System Features:









8-wires, 4 circuits, 20 amps each

13 - duplex receptacles per circuit,









26 - 15 amp duplex receptacles per power infeed maximum

UL Listed as a Manufactured Wiring System.

8-Trac - 4 Circuit Separate Neutral, 8 Wires (3+1)

	Hot 1 (Black)
	Hot 2 (Red)
	Hot 3 (Blue)
	Oversized Neutral 1 (White)
	System Ground (Green)
	Hot 4 (Pink)
	Neutral 2 (Grey)
	Isolated Ground (Green/Yellow)

8-Trac - 4 Circuit Separate Neutral, 8 Wires (2+2)

	Hot 1 (Black)
	Hot 2 (Red)
	Neutral 1 (White)
	Ground 1 (Green)
	Hot 3 (Blue)
	Hot 4 (Pink)
	Neutral 2 (Grey)
	Ground 2 (Green/Yellow)

San Francisco Power or Municipalities with Metallic Conduit Requirements

For San Francisco and any other municipalities whose electrical code requires metallic conduit on all modular wiring, 8-Trac comes standard with metallic conduit and is fully San Francisco compliant.

Chicago Power

J-boxes are available for Chicago installations as a special. Contact designteam@enwork.com before ordering.

New York City Power

New York City electrical code requires metallic conduit on all modular wiring. All of the modular wiring harnesses for eBench come standard with metallic conduit. eBench Base Power Infeeds UPHASE5NY or UPHASE8NY must be used. Modular wiring components must be field installed.

eBench Functionality

Structure

- Legs, support bars, and center technology raceway are made of powder coated steel.
- Available Double- or Single-sided, in 1- to 12-packs for 24" or 30"D and 48", 60", or 72"W worksurfaces.
- Structure includes legs, support bars, sliding top mechanisms, connectors, top latches, magnetic removable cable management leg cover, and center technology raceway.
- Shared legs are inset to provide extra room for storage components and additional knee space.
- Center technology raceway includes integral topper screen mount, cable troughs, data cut-outs, and a 4-circuit power system. Receptacles are ordered separately.

Accessories

- Frosted acrylic, fabric (non-tackable), frosted glass, and etched (frosted) glass topper screens available 12" or 22"H.
- Multiple surface- and edge-mount power and data options are available for easy user access.
- CPU holder fits towers up to 8"W x 20"H.
- Laminate end panels fill the inside of the leg structure for enhanced privacy and additional aesthetic customization.
- Universal 12" Skinny™ mobile box-file ped is ideal for high density applications. Universal 15" mobile box-file peds, Apex™, Universal Steel, and Landscape storage options are also available as coordinating storage.

Tops

- ¾" thick with high pressure laminate and a 3mm edge.
- Actual dimensions are nominally undersized for clearance.
- Tops are pre-drilled for easy installation.

Power Data

- Power data spine has two duplexes and a one data cover (with two data openings) for each user.
- Standard 8-wire modular wiring system comes with metal conduit.
- Power data spine metal covers are removable for installation and cable routing.
- Receptacles are ordered separately.

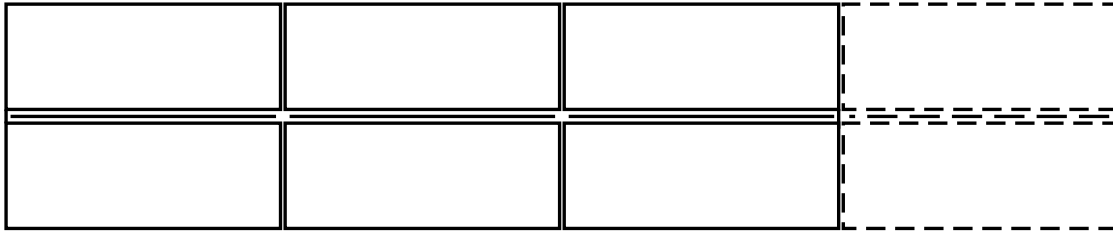
Power Data Routing Planning Tips

- Power/data is routed from the floor through a magnetic removable inset leg cover, under the structure, and into the center technology raceway.
- Double-sided 2-packs and Single-sided 1-pack include a vertical cable routing vertebrae.
- Double-sided 4- and 6-packs and Single-sided 2-, 3-, and 4-packs include one removable leg cover.
- Double-sided 8-, 10-, and 12-packs, and Single-sided 5- and 6-packs include two removable leg covers.
- Power Poles (10', 12', 15') are available.
- Base power infeeds ordered separately.

Planning Workstations

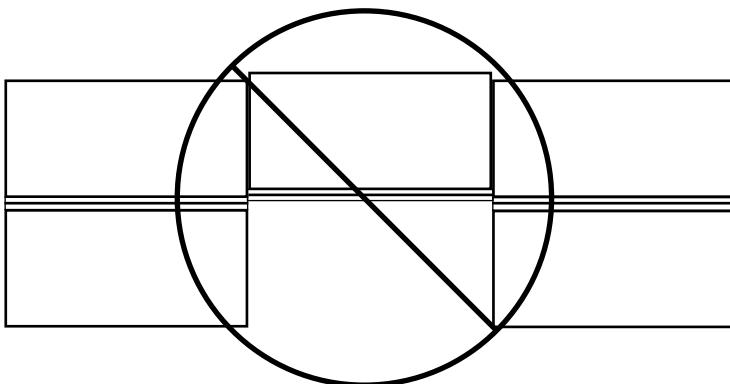
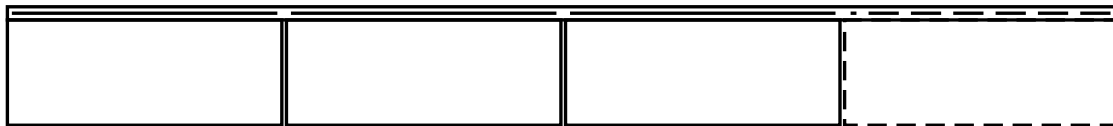
Space Planning

- Double-sided and single-sided eBench workstations are true dimensions – no creep – for space planning. The width of each workstation in an pack is a true 48", 60" or 72". The depth of each pack is a true 24" or 30", or 48" or 60".
- Worksurfaces are slightly undersized and specific to double- or single-sided applications.
- Packs cannot be connected to other packs.
- Each Pack uses a separate Base Power Infeed.



Single-sided Workstations

- Cable troughs on single-sided workstations drop down for easy access.
- A combination privacy screen/modesty panel is available. Single-sided workstations do not accommodate a topper screen.



Specifying eBench Workstations

- Step 1** Select Double- or Single-sided structures and the appropriate pack size
- Step 2** Specify corresponding worksurfaces
- Step 3** Choose base power infeed and receptacles
- Step 4** Add optional surface or edge mount power accessories and CPU holder
- Step 5** Choose topper screens for Double-sided privacy, combo privacy/modesty panel for Single-sided
- Step 6** Add optional end panels
- Step 7** Add storage

STEP 1**(*) Paint Suffix List**

S Silver	no charge
G Storm	+\$500
R Black	+\$500
T Medium Tone	+\$500
W Arctic White	+\$500
Z Other	TBD

Tip: Some Steelcase, Miller/Knoll, Haworth, and Allsteel paints are available for \$1000 list fee per order. Call/email for availability of specific colors. Additional custom paints (e.g. Tiger Dry Lac) must be quoted through designteam@enwork.com.

Product Specifications:

- > Center raceway comes with installed 8-wire power system (receptacles ordered separately).
- > Includes two duplex receptacle openings and two data openings per user.
- > Data knockout adapter tree included.

Ordering Information:

- > Includes legs, power system, power data routing removable magnetic leg cover, support bars, center technology raceway, and sliding top mechanisms with latches.
- > Tops, infeeds, receptacles, and privacy screens ordered separately.
- > Accessories ordered separately.
- > **A freight fee of \$150 net is assessed on orders less than \$1500 net. See page 13.**



Part Number	Description	List Price (US\$)
Double-sided Structures for 24"D Tops		
EBD22448^	Double-Sided, w/ 24"D top, 48"W, 2-pack	\$3,126
EBD42448^	Double-Sided, w/ 24"D top, 48"W, 4-pack	\$6,100
EBD62448^	Double-Sided, w/ 24"D top, 48"W, 6-pack	\$8,980
EBD82448^	Double-Sided, w/ 24"D top, 48"W, 8-pack	\$11,869
EBDA2448^	Double-Sided, w/ 24"D top, 48"W, 10-pack	\$14,759
EBDB2448^	Double-Sided, w/ 24"D top, 48"W, 12-pack	\$17,650
EBD22460^	Double-Sided, w/ 24"D top, 60"W, 2-pack	\$3,289
EBD42460^	Double-Sided, w/ 24"D top, 60"W, 4-pack	\$6,475
EBD62460^	Double-Sided, w/ 24"D top, 60"W, 6-pack	\$9,557
EBD82460^	Double-Sided, w/ 24"D top, 60"W, 8-pack	\$12,655
EBDA2460^	Double-Sided, w/ 24"D top, 60"W, 10-pack	\$15,750
EBDB2460^	Double-Sided, w/ 24"D top, 60"W, 12-pack	\$18,844
EBD22472^	Double-Sided, w/ 24"D top, 72"W, 2-pack	\$3,408
EBD42472^	Double-Sided, w/ 24"D top, 72"W, 4-pack	\$6,730
EBD62472^	Double-Sided, w/ 24"D top, 72"W, 6-pack	\$9,954
EBD82472^	Double-Sided, w/ 24"D top, 72"W, 8-pack	\$13,189
EBDA2472^	Double-Sided, w/ 24"D top, 72"W, 10-pack	\$16,426
EBDB2472^	Double-Sided, w/ 24"D top, 72"W, 12-pack	\$19,664
Double-sided Structures for 30"D Tops		
EBD23048^	Double-Sided, w/ 30"D top, 48"W, 2-pack	\$3,169
EBD43048^	Double-Sided, w/ 30"D top, 48"W, 4-pack	\$6,147
EBD63048^	Double-Sided, w/ 30"D top, 48"W, 6-pack	\$9,026
EBD83048^	Double-Sided, w/ 30"D top, 48"W, 8-pack	\$11,980
EBDA3048^	Double-Sided, w/ 30"D top, 48"W, 10-pack	\$14,812
EBDB3048^	Double-Sided, w/ 30"D top, 48"W, 12-pack	\$17,702
EBD23060^	Double-Sided, w/ 30"D top, 60"W, 2-pack	\$3,336
EBD43060^	Double-Sided, w/ 30"D top, 60"W, 4-pack	\$6,523
EBD63060^	Double-Sided, w/ 30"D top, 60"W, 6-pack	\$9,606
EBD83060^	Double-Sided, w/ 30"D top, 60"W, 8-pack	\$12,702
EBDA3060^	Double-Sided, w/ 30"D top, 60"W, 10-pack	\$15,802
EBDB3060^	Double-Sided, w/ 30"D top, 60"W, 12-pack	\$18,896
EBD23072^	Double-Sided, w/ 30"D top, 72"W, 2-pack	\$3,452
EBD43072^	Double-Sided, w/ 30"D top, 72"W, 4-pack	\$6,775
EBD63072^	Double-Sided, w/ 30"D top, 72"W, 6-pack	\$10,002
EBD83072^	Double-Sided, w/ 30"D top, 72"W, 8-pack	\$13,241
EBDA3072^	Double-Sided, w/ 30"D top, 72"W, 10-pack	\$16,476
EBDB3072^	Double-Sided, w/ 30"D top, 72"W, 12-pack	\$19,716

COORDINATING FURNITURE

See page 118 for
coordinating eBench Tables.



Part Number	Description	List Price (US\$)
Single-sided Structures for 24"D Tops		
EBN12448^	Single-Sided, w/ 24"D top, 48"W, 1-pack	\$2,510
EBN22448^	Single-Sided, w/ 24"D top, 48"W, 2-pack	\$5,149
EBN32448^	Single-Sided, w/ 24"D top, 48"W, 3-pack	\$7,652
EBN42448^	Single-Sided, w/ 24"D top, 48"W, 4-pack	\$10,135
EBN52448^	Single-Sided, w/ 24"D top, 48"W, 5-pack	\$12,530
EBN62448^	Single-Sided, w/ 24"D top, 48"W, 6-pack	\$15,025
EBN12460^	Single-Sided, w/ 24"D top, 60"W, 1-pack	\$2,536
EBN22460^	Single-Sided, w/ 24"D top, 60"W, 2-pack	\$5,175
EBN32460^	Single-Sided, w/ 24"D top, 60"W, 3-pack	\$7,735
EBN42460^	Single-Sided, w/ 24"D top, 60"W, 4-pack	\$10,273
EBN52460^	Single-Sided, w/ 24"D top, 60"W, 5-pack	\$12,781
EBN62460^	Single-Sided, w/ 24"D top, 60"W, 6-pack	\$15,330
EBN12472^	Single-Sided, w/ 24"D top, 72"W, 1-pack	\$2,546
EBN22472^	Single-Sided, w/ 24"D top, 72"W, 2-pack	\$5,309
EBN32472^	Single-Sided, w/ 24"D top, 72"W, 3-pack	\$7,946
EBN42472^	Single-Sided, w/ 24"D top, 72"W, 4-pack	\$10,562
EBN52472^	Single-Sided, w/ 24"D top, 72"W, 5-pack	\$13,146
EBN62472^	Single-Sided, w/ 24"D top, 72"W, 6-pack	\$15,774
Single-sided Structures for 30"D Tops		
EBN13048^	Single-Sided, w/ 30"D top, 48"W, 1-pack	\$2,582
EBN23048^	Single-Sided, w/ 30"D top, 48"W, 2-pack	\$5,177
EBN33048^	Single-Sided, w/ 30"D top, 48"W, 3-pack	\$7,647
EBN43048^	Single-Sided, w/ 30"D top, 48"W, 4-pack	\$10,100
EBN53048^	Single-Sided, w/ 30"D top, 48"W, 5-pack	\$12,548
EBN63048^	Single-Sided, w/ 30"D top, 48"W, 6-pack	\$14,972
EBN13060^	Single-Sided, w/ 30"D top, 60"W, 1-pack	\$2,610
EBN23060^	Single-Sided, w/ 30"D top, 60"W, 2-pack	\$5,260
EBN33060^	Single-Sided, w/ 30"D top, 60"W, 3-pack	\$7,784
EBN43060^	Single-Sided, w/ 30"D top, 60"W, 4-pack	\$10,307
EBN53060^	Single-Sided, w/ 30"D top, 60"W, 5-pack	\$12,799
EBN63060^	Single-Sided, w/ 30"D top, 60"W, 6-pack	\$15,335
EBN13072^	Single-Sided, w/ 30"D top, 72"W, 1-pack	\$2,678
EBN23072^	Single-Sided, w/ 30"D top, 72"W, 2-pack	\$5,411
EBN33072^	Single-Sided, w/ 30"D top, 72"W, 3-pack	\$8,036
EBN43072^	Single-Sided, w/ 30"D top, 72"W, 4-pack	\$10,576
EBN53072^	Single-Sided, w/ 30"D top, 72"W, 5-pack	\$13,240
EBN63072^	Single-Sided, w/ 30"D top, 72"W, 6-pack	\$15,858

eBench Worksurfaces & Power/Data Components

STEP 1

(*) Worksurface Application Suffix List

- 2 eBench Double-sided
- 1 eBench Single-sided

STEP 2

(@) Cable Management Suffix List

- N No Cut-out no charge
- Y Cut-out for Convenience +\$19
Power or USB
- X Other Cut-out +\$37

STEP 3

(#) Laminate Suffix List:

- 2 Formica Pecan Walnut (6996-26)
- 3 Formica Millennium Oak (5887-26)
- 4 Formica Scandi Rift Oak (8677-26)
- 5 Formica Pale Brushstroke (6997-58)
- 6 Formica Storm (912-58)
- A Formica Chelsea Maple (9238-58)
- E Formica Zen Grey (9243-58)
- F Formica Black (909-58)
- G Formica Graphite (837-58)
- H Formica Ceruse Gray Walnut (6994-26)
- K Formica Aged Ash (8844-WR)
- L Formica Formal Walnut (5782-NG)
- M Formica Classic White (9244-58)
- Q Formica Inked Oak (5792-PG)
- W Formica Brite White (459-58)
- X Formica Non-Premium (58,43, MC, SP, and NT finishes), Formica Premium (WR, 42, 77, 46, RD), Wilsonart Non-Premium (-38, -60), and Wilsonart Premium (-07, -12, -18, -28, -52, -78)

+ 15%

Wilsonart virtual design library Y series laminates, Wilsonart Sollicor, and Formica ColorCore2 are not included in the above upcharges.

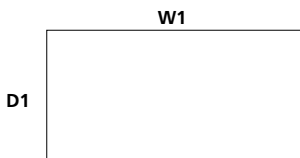
For pricing, contact designteam@enwork.com

Product Specifications:

- > Edge of worksurface is 3mm.
- > eBench worksurfaces are 3/4" thick. 1-1/4" worksurfaces are available as a special.
- > Single-sided top depth is exact. Double-sided top depth is 3/4" less than nominal. Actual top width is 1/8" less than nominal.

Ordering Information:

- > A freight fee of \$150 net is assessed on orders less than \$1500 net. See page 13.



Part Number	Description	List Price (US\$)
24"D eBench Worksurface, 3/4" Laminate w/ 3mm edge		
EBTOP2448A*#@#	Worksurface, Laminate, 48"W	\$311
EBTOP2460A*#@#	Worksurface, Laminate, 60"W	\$350
EBTOP2472A*#@#	Worksurface, Laminate, 72"W	\$396
30"D eBench Worksurface, 3/4" Laminate w/ 3mm edge		
EBTOP3048A*#@#	Worksurface, Laminate, 48"W	\$355
EBTOP3060A*#@#	Worksurface, Laminate, 60"W	\$413
EBTOP3072A*#@#	Worksurface, Laminate, 72"W	\$473

Tip: Surface mount convenience outlets specified separately. See page 402.

Part Number	Description	List Price (US\$)
-------------	-------------	-------------------

Base Power Infeed for eBench 8-Wire, 4-Circuit Powerways, Metallic

UPHASE728W	8-Wire Power Infeed for Hardwire, 72"	\$237
UPHASE1208W	8-Wire Power Infeed, Black, for Hardwire, 120"	\$371
UPHASE2408W	8-Wire Power Infeed, Black, for Hardwire, 240" (use with Power Poles)	\$554

NYC Power Entry Kit, Bolt Mount

UPHASE5NY	5-Wire Power Entry Kit, NYC, Bolt Mount, 15.59"	\$394
UPHASE8NY	8-Wire Power Entry Kit, NYC, Bolt Mount, 15.59"	\$394

Power Poles, Two Chamber, Clear Anodized Aluminum, 2.3"W x 2.3"D

UPHPP10	Power Pole, 10'H	\$1,732
UPHPP12	Power Pole, 12'H	\$1,971
UPHPP15	Power Pole, 15'H	\$2,300



Tip: Power Pole has a cable routing hole on side of pole at the bottom. Infeed passes through the hole, across the floor, and into hole at the bottom of the infeed leg.

Additional hole(s) can be field cut to allow routing directly into the power system.

Tip: Includes mounting hardware and ceiling trim plate.

Tip: Power infeed not included. Order 240" base power infeed separately.

Duplex Receptacles for Grid 8-Wire, 4-Circuit Powerway
15-Amp Duplex Receptacles


15 amp

AR815311^	15-amp Receptacle for 4-circuit (3+1 or 2+2) Powerway, Circuit 1	\$47
AR815312^	15-amp Receptacle for 4-circuit (3+1 or 2+2) Powerway, Circuit 2	\$47
AR815313^	15-amp Receptacle for 4-circuit (3+1 only) Powerway, Circuit 3	\$47
AR815223^	15-amp Receptacle for 4-circuit (2+2 only) Powerway, Circuit 3 (Dedicated)	\$47
AR815314^	15-amp Receptacle for 4-circuit (3+1 or 2+2) Powerway, Circuit 4 (Dedicated)	\$47

20-Amp Duplex Receptacles


20 amp

AR820311^	20-amp Receptacle for 4-circuit (3+1 or 2+2) Powerway, Circuit 1	\$51
AR820312^	20-amp Receptacle for 4-circuit (3+1 or 2+2) Powerway, Circuit 2	\$51
AR820313^	20-amp Receptacle for 4-circuit (3+1 only) Powerway, Circuit 3	\$51
AR820223^	20-amp Receptacle for 4-circuit (2+2 only) Powerway, Circuit 3 (Dedicated)	\$51
AR820314^	20-amp Receptacle for 4-circuit (3+1 or 2+2) Powerway, Circuit 4 (Dedicated)	\$51

Tip: To add "controlled" stamp for California Title 24, add "C" to the end of the part number and add \$2 list.


eBench Power/Data Accessories

STEP 1 - Receptacles


(*) Receptacle Color Suffix List
 R Black
 S Grey
 W White

Ordering Information:

> A freight fee of \$150 net is assessed on orders less than \$1500 net. See page 13.

Part Number	Description	List Price (US\$)
	Surface Mount Convenience Outlet Cord/Hardwire: 6' power cord (longer cords available) Features: Spill proof technology Material: Molded plastic	
		
	Surface Mount Convenience Outlet	
PDTSW	Simplex Power Outlet, White	\$123
PDTSG	Simplex Power Outlet, Grey	\$123
PDTSR	Simplex Power Outlet, Black	\$123
	Stacked Charging USB Outlet, White	\$369
PDTPW	Stacked Charging USB Outlet, White	\$369
PDTPG	Stacked Charging USB Outlet, Grey	\$369
PDTPB	Stacked Charging USB Outlet, Black	\$369

Tip: Surface Mount Convenience Outlet is located 1-1/2" from back edge and 14" from right side of worksurface. See diagram below.



Tip: Each convenience outlet uses one power outlet in the raceway spine.

Product Specifications:

- > Glass and acrylic topper screens are 1/4" thick.
- > eBench Topper screens only available for Double-sided workstations.
- > End panels nest within the eBench frame with no external hardware.
- > Privacy Screen/Modesty Panel for Single-sided eBench is 24.5" tall and 3/4" thick. Height aligns with 12"H Double-sided eBench topper screen.


Ordering Information:

- > A freight fee of \$150 net is assessed on orders less than \$1500 net. See page 13.

Part Number Description List Price (US\$)



Frosted Acrylic Topper Screen for Double-sided eBench, 12"H		
EBTA1248	Frosted Acrylic Topper Screen, 48"W	\$200
EBTA1260	Frosted Acrylic Topper Screen, 60"W	\$237
EBTA1272	Frosted Acrylic Topper Screen, 72"W	\$282



Frosted Acrylic Topper Screen for Double-sided eBench, 22"H		
EBTA22482^	Frosted Acrylic Topper Screen, for 48"W 2-pack	\$643
EBTA22484^	Frosted Acrylic Topper Screen, for 48"W 4-pack	\$1,364
EBTA22486^	Frosted Acrylic Topper Screen, for 48"W 6-pack	\$2,084
EBTA22488^	Frosted Acrylic Topper Screen, for 48"W 8-pack	\$2,802
EBTA2248A^	Frosted Acrylic Topper Screen, for 48"W 10-pack	\$3,518
EBTA2248B^	Frosted Acrylic Topper Screen, for 48"W 12-pack	\$4,235

EBTA22602^	Frosted Acrylic Topper Screen, for 60"W 2-pack	\$643
EBTA22604^	Frosted Acrylic Topper Screen, for 60"W 4-pack	\$1,364
EBTA22606^	Frosted Acrylic Topper Screen, for 60"W 6-pack	\$2,084
EBTA22608^	Frosted Acrylic Topper Screen, for 60"W 8-pack	\$2,802
EBTA2260A^	Frosted Acrylic Topper Screen, for 60"W 10-pack	\$3,518
EBTA2260B^	Frosted Acrylic Topper Screen, for 60"W 12-pack	\$4,235

EBTA22722^	Frosted Acrylic Topper Screen, for 72"W 2-pack	\$854
EBTA22724^	Frosted Acrylic Topper Screen, for 72"W 4-pack	\$1,791
EBTA22726^	Frosted Acrylic Topper Screen, for 72"W 6-pack	\$2,729
EBTA22728^	Frosted Acrylic Topper Screen, for 72"W 8-pack	\$3,663
EBTA2272A^	Frosted Acrylic Topper Screen, for 72"W 10-pack	\$4,599
EBTA2272B^	Frosted Acrylic Topper Screen, for 72"W 12-pack	\$5,533



Non-Tackable Fabric Topper Screen for Double-sided eBench, 12"H		
EBTN1248?	Non-Tackable Fabric Topper Screen, 48"W	\$538
EBTN1260?	Non-Tackable Fabric Topper Screen, 60"W	\$638
EBTN1272?	Non-Tackable Fabric Topper Screen, 72"W	\$802



Frosted Glass Topper Screen for Double-sided eBench, 12"H		
EBTG1248	Frosted Glass Topper Screen, 48"W	\$1,704
EBTG1260	Frosted Glass Topper Screen, 60"W	\$1,888
EBTG1272	Frosted Glass Topper Screen, 72"W	\$2,072



Etched, (Frosted) Glass Topper Screen w/ Large Knots Design for Double-sided eBench, 12"H		
EBTH1248	Large Knots Pattern Etched Glass Topper Screen, 48"W	\$1,922
EBTH1260	Large Knots Pattern Etched Glass Topper Screen, 60"W	\$2,161
EBTH1272	Large Knots Pattern Etched Glass Topper Screen, 72"W	\$2,400



Privacy Screen/Modesty Panel Combo for Single-sided eBench, Laminate		
EBUG48#	Privacy/Modesty Panel, Laminate, 48"W	\$878
EBUG60#	Privacy/Modesty Panel, Laminate, 60"W	\$1,163
EBUG72#	Privacy/Modesty Panel, Laminate, 72"W	\$1,213



End Panel for eBench Workstations, Laminate		
EBEND48#	End Panel, for 24"D Double-sided units	\$527
EBEND60#	End Panel, for 30"D Double-sided units	\$599
EBEND24#	End Panel, for 24"D Single-sided units	\$349
EBEND30#	End Panel, for 30"D Single-sided units	\$362

STEP 1 - Privacy/Modesty Combo and End Panel

(#) Laminate Suffix List:

- 2 Formica Pecan Walnut (6996-26)
 - 3 Formica Millennium Oak (5887-26)
 - 4 Formica Scandi Rift Oak (8677-26)
 - 5 Formica Pale Brushstroke (6997-58)
 - 6 Formica Storm (912-58)
 - A Formica Chelsea Maple (9238-58)
 - E Formica Zen Grey (9243-58)
 - F Formica Black (909-58)
 - G Formica Graphite (837-58)
 - H Formica Ceruse Gray Walnut (6994-26)
 - K Formica Aged Ash (8844-WR)
 - L Formica Formal Walnut (5782-NG)
 - M Formica Classic White (9244-58)
 - Q Formica Inked Oak (5792-PG)
 - W Formica Brite White (459-58)
 - X Formica Non-Premium (58,43, MC, SP, and NT finishes), Formica Premium (WR, 42, 77, 46, RD), Wilsonart Non-Premium (-38, -60), and Wilsonart Premium (-07, -12, -18, -28, -52, -78)
- Wilsonart virtual design library Y series laminates, Wilsonart Solicor, and Formica ColorCore2 are not included in the above upcharges.
For pricing, contact designteam@enwork.com

STEP 1 - Non-Tackable Fabric Screen

(?) Fabric Suffix List:

- Free form fabric selection. Choose from Camira Era, Rivet, Manhattan, Carlow, or Lucia fabrics.
- Tip:** To view fabric colors or to order samples go to www.camirafabrics.com/us.
- Tip:** For COM yardage, see page 16.

STEP 1 - 22"H Frosted Acrylic Topper Screen Only

(*) Paint Suffix List

- S Silver
 - G Storm
 - R Black
 - T Medium Tone
 - W Arctic White
 - Z Other
- Tip:** Some Steelcase, Miller/Knoll, Haworth, and Allsteel paints are available for \$1000 list fee per order. Call/email for availability of specific colors. Additional custom paints (e.g. Tiger Dry Lac) must be quoted through designteam@enwork.com.

Grid™ Overview - Frames & Workstations

Frame Sizes


Mini 7.9"H - no tile



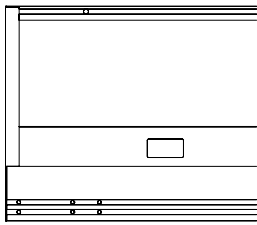
Standard 15.9"H - tile



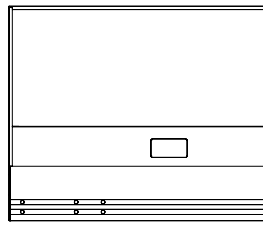
Mega 20.6"H - tall tile



Frame Profiles

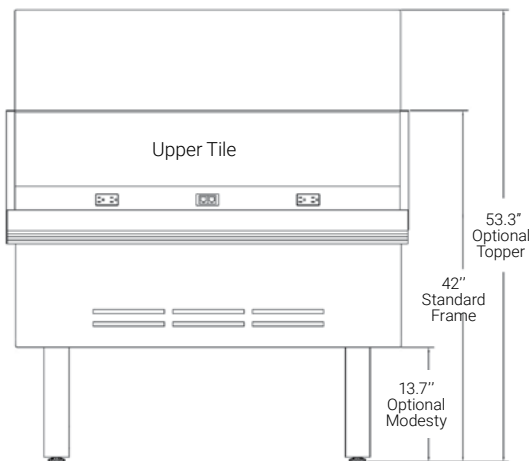


Rail Profile (Mega Frame)

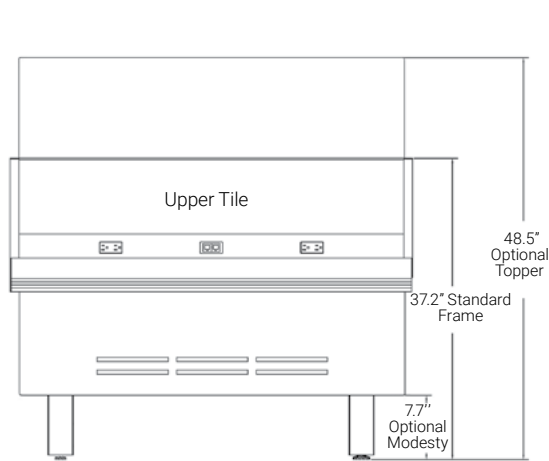


Thin Top Profile (Mini and Standard Frame)

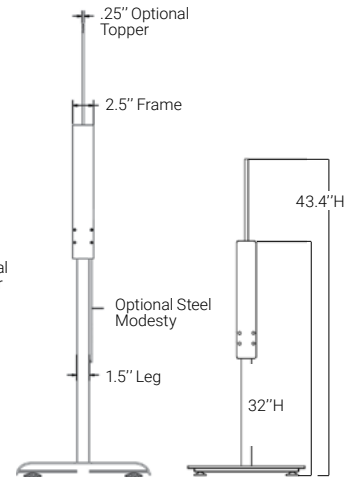
Standard Frame - Workstations



Beltway (Power/Data) Above Worksurface



Beltway (Power/Data) Below Worksurface

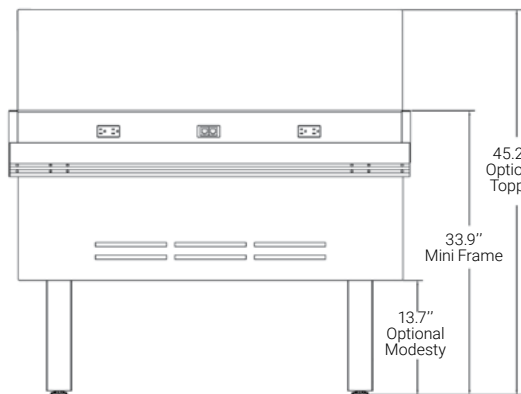


Side View

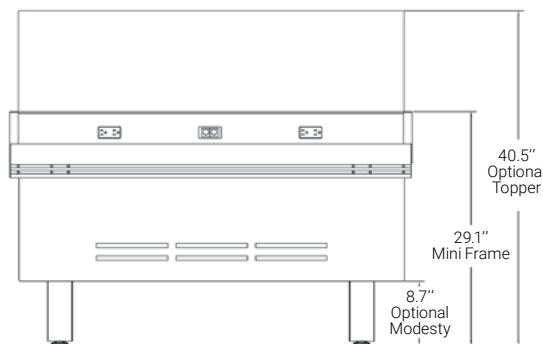
Low Beltway

Grid Overview - Workstations

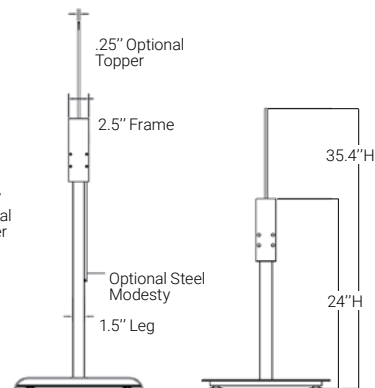
Mini Frame - Workstations



Mini Frame with Beltway
(Power/Data) Above Worksurface



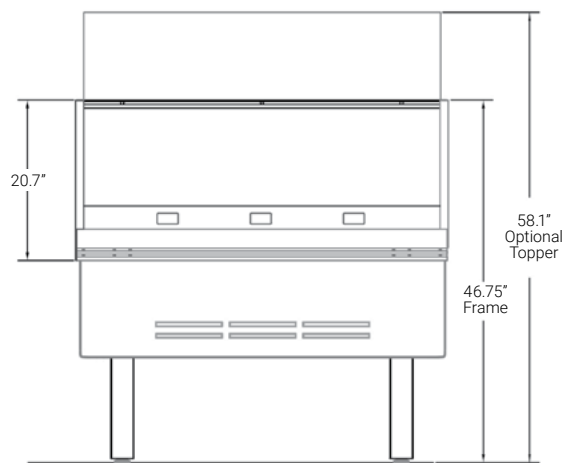
Mini Frame with Beltway
(Power/Data) Below Worksurface



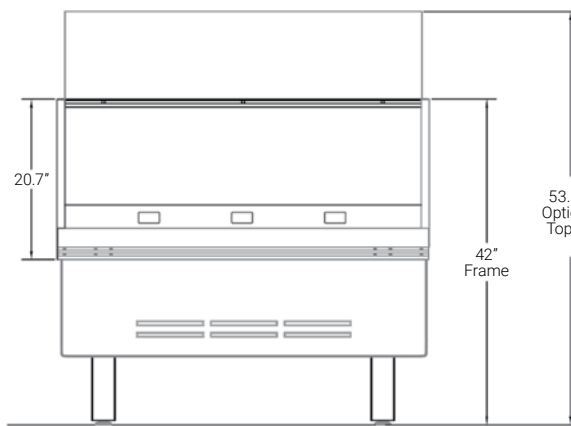
Side View

Low Beltway

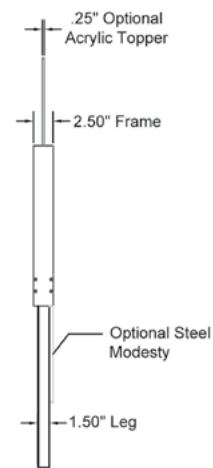
Mega Frame - Workstations



Beltway (Power/Data) Above Worksurface



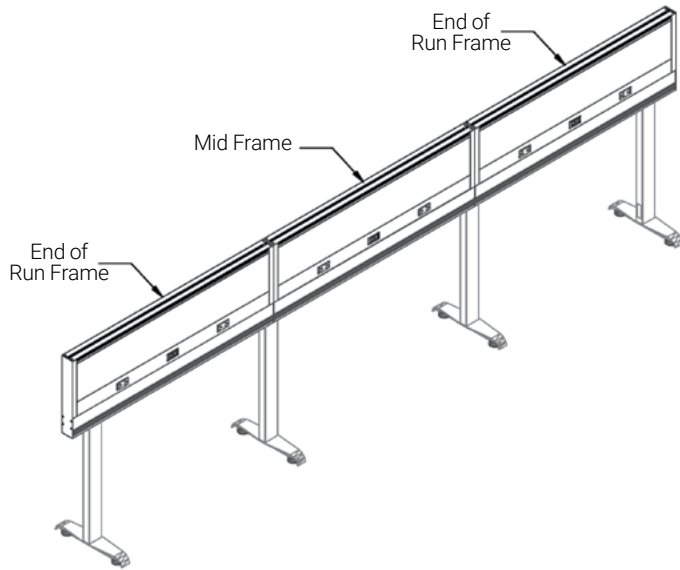
Beltway (Power/Data) Below Worksurface



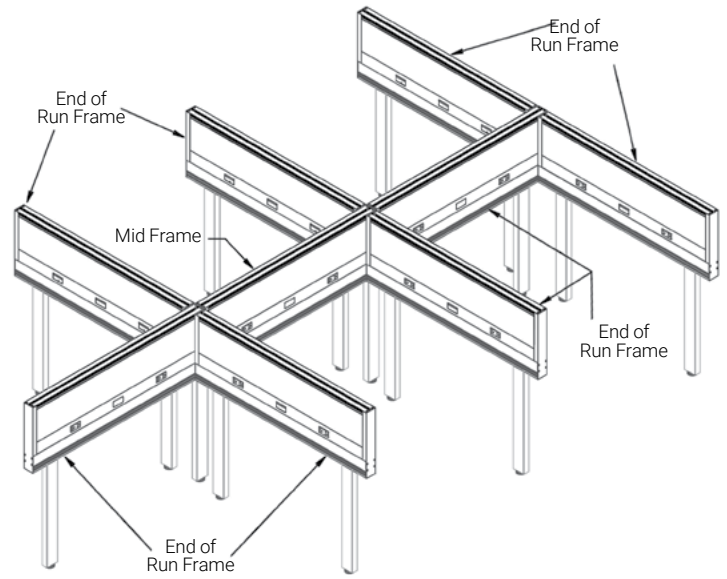
BENCHING ENVIRONMENTS
GRID

Grid Frame Type by Position

Frame Type by Position



Tip: Spine Wall with no tethering requires T-Legs



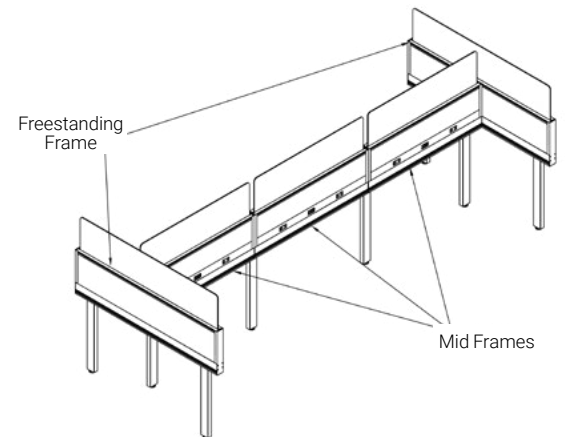
Tip: Spine Wall with tethering can use T-Leg or Straight Leg

End of Run Frame

- One end of Frame is closed and the opposite end is open for lay-in power/data cable routing and Frame-to-Frame attachment.
- Frame, Receptacles, Jumpers and Beltway are included and ship assembled. Tiles and Legs ship separately.
- Not handed.

Mid Frame

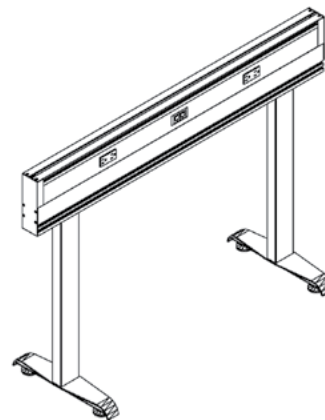
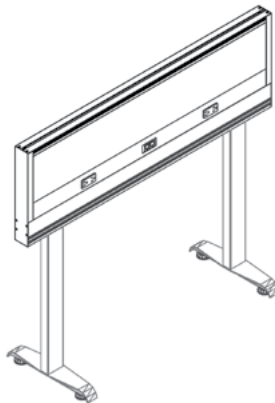
- Both ends of Frame are open for lay-in power/data cable routing and Frame-to-Frame attachment.
- Frame, Receptacles, Jumpers, and Beltway are included and ship assembled. Tiles and Legs ship separately.



Tip: All Frames are clear anodized aluminum

Freestanding Frame

- Both ends of Frame are closed.
- Intended for single Frame applications. No openings exist for Frame-to-Frame attachment on end of Frame.
- Frame, Receptacles, Jumpers and Beltway are included and ship assembled. Tiles and Legs ship separately.



Grid Frame Functionality & Power Data

Frame Functionality

Top Rail Top Slot

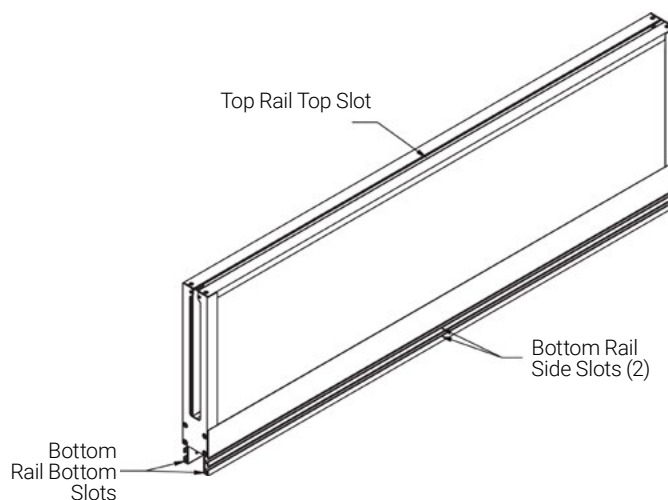
- Utilized for optional Topper Screen.

Bottom Rail Side Slots (2 each side)


- Utilized for optional worksurface tether brackets (connects worksurfaces to Frames).
- Utilized for leg attachment.
- Utilized for 90 and 120 degree attachment.
- Utilized for optional Cable Tray.

Bottom Rail Bottom Slots (1 each side)

- Utilized for modesty panels.



Power and Data



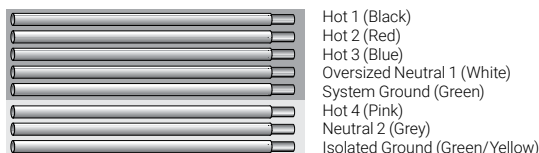
Overview

- Power is typically ordered as part of Frame and comes installed.
- Grid frames offer lay-in installation of power and data across multiple frames.
- Utilizes the Byrne Phase 3, 5-wire, three 15 amp circuit double (or single) sided power system. Phase 3 contains 3 hot wires, common neutral and common ground.
- Phase 3 is UL 1286 Listed.
- In situations requiring dedicated circuits the Byrne 8-Trac System (4 circuits) may be seamlessly substituted for an upcharge.
- Receptacles are part of the Frame Power option for 5-wire. When 8-Trac is specified, receptacles must be specified separately.


Phase 3 - 3 Circuit Shared Neutral, 5 Wires



8-Trac - 4 Circuit Separate Neutral, 8 Wires (3+1)



8-Trac - 4 Circuit Separate Neutral, 8 Wires (2+2)

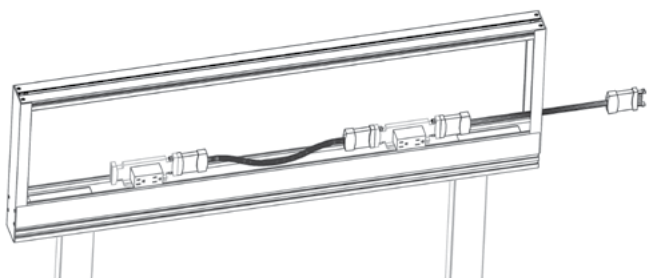


Grid Power Data



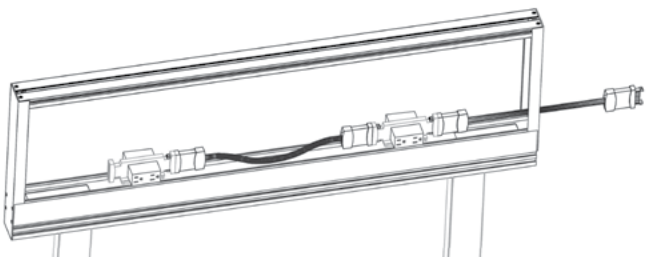
Non-Powered Frames

- Includes no power or data.
- If Beltways are desired to maintain aesthetic continuity with Powered Frames they are ordered separately.
- Power and Data may be added at a later date.



1-Sided Power Frames

- Includes two 15 amp duplex receptacles on ONE side of Frame. Choose from Circuit 1, 2 or 3 for the ENTIRE Frame.
- Includes 1 data cover (with 2 data openings) on ONE side of Frame (Exception: 30"W frames have no data cover).
- Includes a jumper to connect the 2 duplex receptacles within the Frame.
- Includes a jumper to connect the Frame to the next Frame in line. NOTE: this jumper will be discarded in the field if the next Frame is a pass-thru Frame or if this Frame is the last in line.
- Includes 1 Beltway cover (with 3 cutouts). Left and Right cutouts are for duplex receptacles. Middle cutout is for the data plate.
- Non-powered side of panel does not include a beltway.



2-Sided Power Frames

- Includes two 15 amp duplex receptacles on EACH side of Frame. Choose from Circuit 1, 2 or 3 for the ENTIRE Frame.
- Includes 1 data cover (with 2 data openings) on EACH side of Frame (Exception: 30"W frames have no data cover).
- Includes a jumper to connect the 2 duplex receptacles in the Frame.
- Includes a jumper to connect the Frame to the next Frame in line. NOTE: this jumper will be discarded in the field if the next Frame is a pass-thru Frame or if this Frame is the last in line.
- Includes 2 Beltway covers (with 3 cutouts each). Left and Right cutouts are for duplex receptacles. Middle cutout is for data plate.

San Francisco Power or Municipalities with Metallic Conduit Requirements

For San Francisco and any other municipalities whose electrical code requires metallic conduit on all modular wiring, the Grid Base Power Ins must be specified in the metallic option for the 5-wire system. 8-Trac is fully San Francisco compliant. Note: All of the modular wiring harness for Grid Frames come standard with metallic conduit (5-wire, 3-circuit).

Chicago Power

For Circuit Choice (#), Select "9 - With empty j-boxes for Chicago Power".

New York City Power

New York City electrical code requires metallic conduit on all modular wiring. All of the modular wiring harnesses for Grid Frames come standard with metallic conduit (5-wire, 3-circuit). Grid Base Power Infeeds UPHASE5NY or UPHASE8NY must be used. Modular wiring components must be field installed. To order the Grid Frames with this option, for circuit choice (#) select "Field Installed" power option.

8 Wire Power with Dedicated Circuit

If an 8-wire power system with a Dedicated Circuit (3+1 or 2+2) is required, select the "4-circuit Powerway" option. Unlike the standard 5-wiring system, receptacles for the 4-circuit system must be specified separately.

Note: All 8-wire modular wiring comes standard with metallic conduit.

Note: Splitter (UYCONN) not needed.

Power/Data Routing Planning Tips

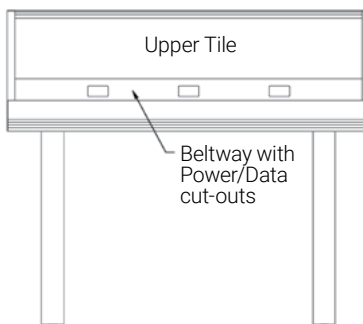
- Power/Data is routed from the floor through the interior of the leg and into the Frame via base in-feeds.
- U-channel on open Frame ends provides lay-in installation of power and data across multiple frames.
- Separate power and data chambers exist within the Frame to keep wires somewhat separated if desired.
- 90 and 120-degree power connections require the purchase of a 90 or 120-degree Power Kit.
- Power Poles (10', 12', 15') are available.
- T-Legs and Straight Legs hold 12 CAT6 cables.

Grid Tile Types & Workstation Leg Types

Tile Types

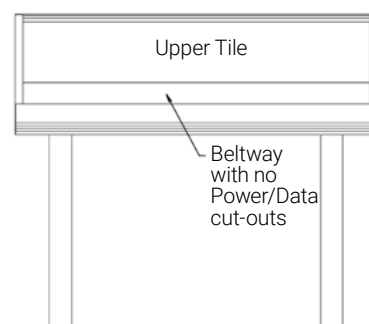


Full Tile



Upper Tile

Beltway with Power/Data cut-outs



Upper Tile

Beltway with no Power/Data cut-outs

Full Tile Options

- Tackable Fabric
- Non-tackable Fabric
- Acrylic, Frosted
- Laminate
- Whiteboard
- Magnetic Whiteboard

Full Tile Tips

- > Used where power is not present.
- > Specified and shipped separately from Frames. Requires 2 per frame.
- > Field Assembled

Upper Tile Options

- Tackable Fabric
- Non-tackable Fabric
- Acrylic, Frosted
- Laminate
- Whiteboard
- Magnetic Whiteboard

Upper Tile Tips

- > Requires presence of a beltway.
- > Specified and shipped separately from Frames. Requires 2 per frame.
- > Field Assembled.

Beltway Options

- Beltway with power and data cutouts
- Beltway with no power and data cutouts

Beltway Tips

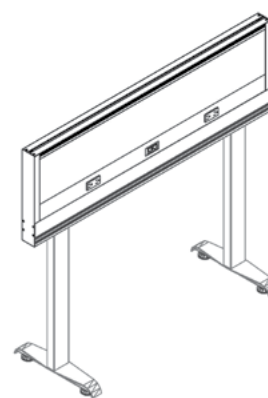
- > Can be specified with Frames or separately. If specified with Frames comes installed.
- > Beltways with cutouts have 3 openings – one for dataplate in center (2 openings) and two for power (2 duplex receptacles on the left and right, inset 12" from sides of frame).

Leg Types for Workstations



Grid Straight Legs - Rectangular or Square

- Used in applications where 90 degree connections and/or tethered worksurface can supply stability.
- Legs are ordered separate from Frames.
- Legs are clear anodized alum or painted steel.
- Rectangular for Grid Frame and worksurface support
- Square only for worksurface support



Grid T-Legs

- Used in straight line "Spine Wall" applications where the spine is not attached to the worksurface and there are no 90 degree connections.
- Legs are ordered separate from Frames.
- Legs are painted steel (only).
- Used where overheads are present if there is no Double-Sided 90 degree connection.

Planning - Grid Workstations

Frame Connections – Understanding Spine-Based Planning for Workstations

Step 1

- Always identify and specify the “Spine” first. The Spine is the dominant panel run that others are based on.
- Spines consist of 2 end of Run Frames and an unknown number of Mid Frames.

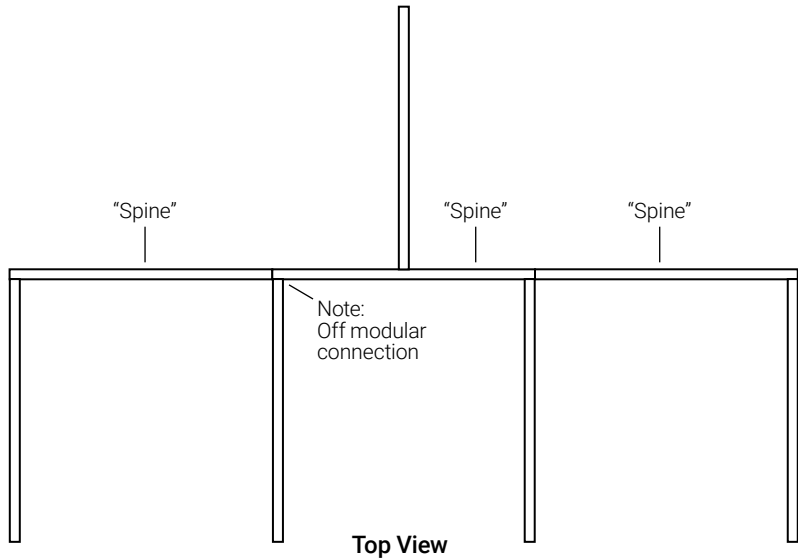
In-Line Connections

- The top of the Frames are connected via bolt on the inside top of the Frame.
- The bottom of the Frames are connected via shared legs.
- In-Line connection hardware is included with every Frame.
- No dimensional creep occurs at in-line connections.

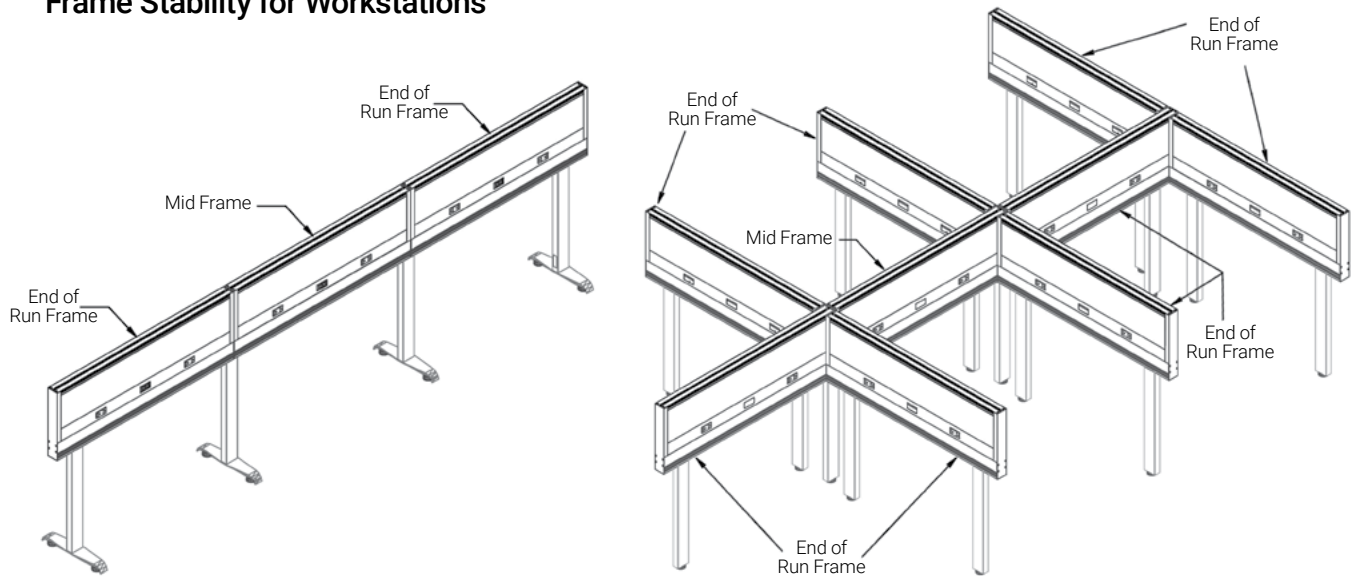
90 Degree Connections

- Requires Mega Frames
- Connections are off modular and can be at any location on the Spine.
- A 90 Degree Connector package is specified separately from Frames.
- No Junctions (L,T,X) are utilized with Grid. Connections are always off the spine and thus will affect worksurface specification requirements.

Tip: A 90 degree connection cannot span an in line connection on Rail Profile Frames



Frame Stability for Workstations



Tip: Spine wall with no tethering requires T-Legs

Tip: Spine Wall with tethering can use T-Legs or Straight Legs

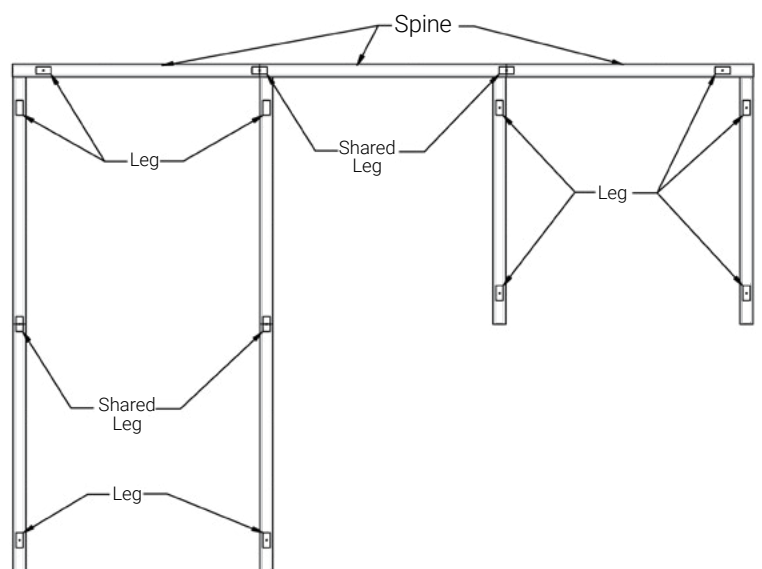
Overview

- Spine wall applications with no 90 degree connections and no worksurface tethering must utilize T-Legs.
- If utilizing T-Legs the panels are stable for indefinite lengths. (See local codes for fire/ADA requirements.)
- If utilizing straight legs, no more than 2 Frames may be connected without either a 90 degree Frame connection, worksurface tether brackets or T-legs for stability.

Leg Planning for Frames in Workstations

Planning

- Legs are ordered separately from Frames.
- Always start leg planning with the Spine first.
- A T-, C-, or rectangle leg is required at the end of each run. Legs at this location are inset from the end of the Frame by 6".
- A T-, C- or rectangle leg is shared when there is an In-line Frame-to-Frame connection.
- A T-, C- or rectangle leg is required at the start of any 90 degree connection point.
- If there are NO 90 degree connections or worksurface tether applications then "T" legs must be used. This is typically a single Frame or a Spine Wall application.



Top View

Planning - Grid Workstations

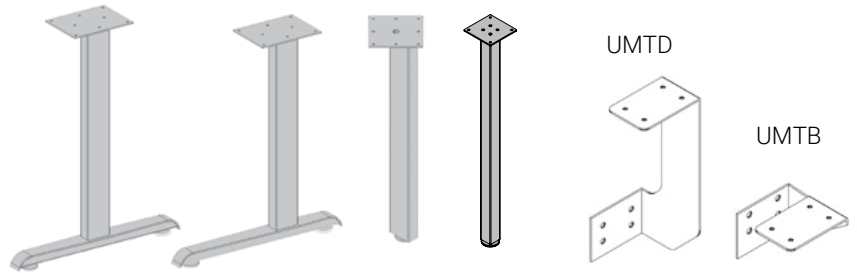
Worksurface Planning in Workstations

Freestanding vs. Tether Brackets

- Freestanding worksurfaces give optimum reconfigurability and mobility.
- Tether brackets eliminate legs and lower cost.

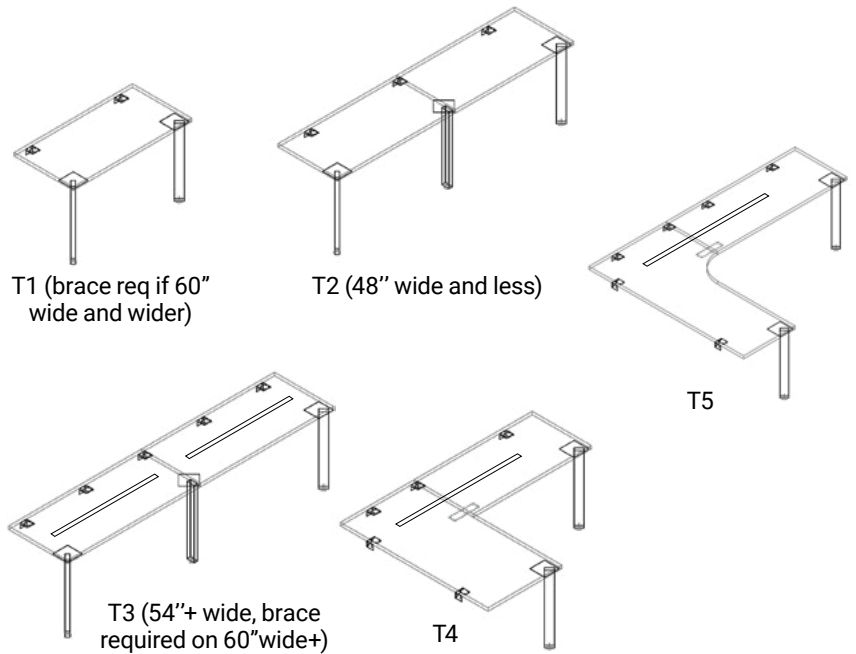
Tether Bracket Rules

- Tether brackets connect the back of the worksurface to the Frame. The front of the worksurface must be held up by a leg. A tether bracket is NOT THE SAME AS A CANTILEVER.
- As a general rule, two tether brackets are required to hold up the back of a rectangle surface. See diagram T1. Four tether brackets are required on a corner worksurface (two on each side).
- Braces are required on 60" wide and wider rectangle worksurfaces. Spans longer than 72" require additional mid-run floor support such as a leg or storage unit. (Braces are ordered separately.)
- If two worksurfaces are adjoining tether brackets may be shared. In this case surfaces 48" and less require one tether bracket plus a shared. Surfaces 54"+ require two tether brackets plus a shared. See diagram T2 and T3.
- A support plate and brace are required for 90 degree application. See diagram T4 and T5.



T-, C-, Rectangle, and Square Legs

Grid Tether Brackets



T1 (brace req if 60" wide and wider)

T2 (48" wide and less)

T5

T3 (54"+ wide, brace required on 60" wide+)

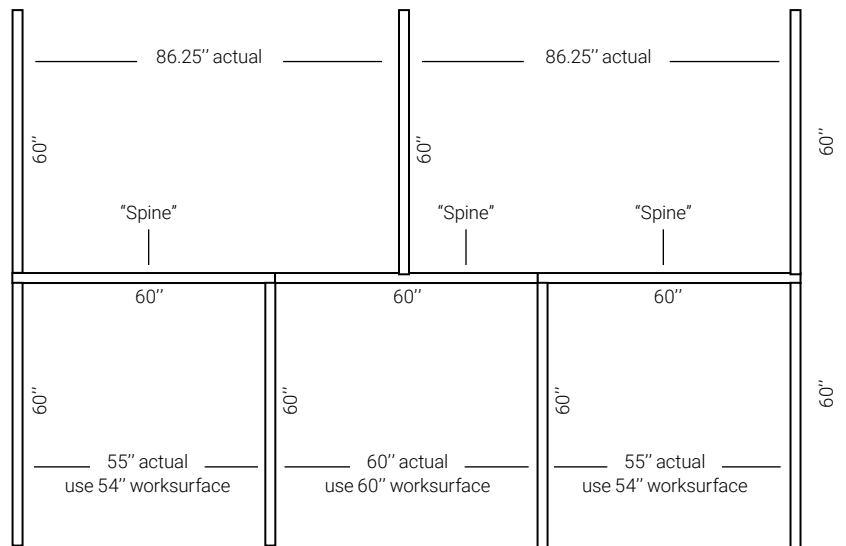
T4

Worksurface Sizing Tips

- For Spine Wall only applications worksurface dimensions are true.
- In 90 degree applications worksurfaces are designed to be "loose fitting". The worksurface dimension depends on the number of 90 degree connections and WHERE THEY ARE LOCATED. Remember, Frame thickness is 2.5".
- Rule: available space for worksurface equals Frame length less 2.5" per 90 degree attachment.

Cable Management

- Worksurface may be specified with either no gap, 1/2" gap or 1" gap to Frame.
- Grommets and Full Scallops are recommended in no gap situations.
- Scallops are recommended in 1/2" gap situations.
- Full Scallops or 1" gap recommended for monitor arms
- Grid cable troughs are also available.



Top View

(All Frames are 60" wide x 2.5" thick in this example)

Specifying Grid Workstations

Specifying Grid Workstations

Step 1 – Pick your Frame size and Power

- Mini, Standard or Mega Frame
- 48", 60", or 72"W
- Standard 5 Wire 3 circuit, Optional 8 Wire, or Hard wired

Step 2 – Specify Frame Supports and Connectors

- Supports determine power/data access above or below worksurface

Step 3 – Choose Tiles for Frames

- Tile size depends on the chosen Frame size, profile, and power/data access.
- Fabric, acrylic, laminate, or whiteboards

Step 4 – Select Worksurfaces

- Gaps, scallops, and a full scallop available for power/data access
- Rectangular, Corners and Extended Corners, Spanner,
- Multiple edge options
- Worksurface width typically matches Frame width

Step 5 – Specify Worksurface Supports

- Rectangular and square straight Legs, O-legs, Tether Brackets, Plinths
- Fixed peds and Universal Landscape storage
- Worksurface braces required for tops 60"W and wider. Must be ordered separately.

Step 6 – Add Base Power Infeeds and Power Infeed Legs

- Needed for every workstation pack
- **Tip:** Don't forget to order a UYCONN splitter if your 5-Wire infeed is not at the end of the typical.

Step 7 – Incorporate Privacy components

- Topper Screens, Privacy Screens, Modesty Panels, and End Panels
- Numerous attachment and material options including acrylic, whiteboard, magnetic whiteboard, fabric.

Step 8 – Add Cable Management Accessories

- Cable Troughs, Cable Managers, and CPU holders

Step 9 – Finish with Storage Components

- Universal Mobile Peds, Fixed Peds, Laterals, Bookcases, and Towers.

Grid Standard Frames - End of Run & Mid

STEP 1- If Applicable

(#) Circuit Choice:

- 1 3-circuit powerway w/ Circuit 1 grey receptacles
- 2 3-circuit powerway w/ Circuit 2 grey receptacles
- 3 3-circuit powerway w/ Circuit 3 grey receptacles
- 4 FIELD INSTALLED 3-circuit powerway w/ Circuit 2 grey receptacles
- 5 FIELD INSTALLED 3-circuit powerway w/ Circuit 2 grey receptacles
- 6 FIELD INSTALLED 3-circuit powerway w/ Circuit 3 grey receptacles
- 7 4-circuit powerway, RECEPTACLES (3+1 or 2+2) SPECIFIED SEPARATELY +\$150
- 8 FIELD INSTALLED 4-circuit powerway, SPECIFIED SEPARATELY (See pg 434). +\$150
- 9 With empty j-boxes for Chicago Power

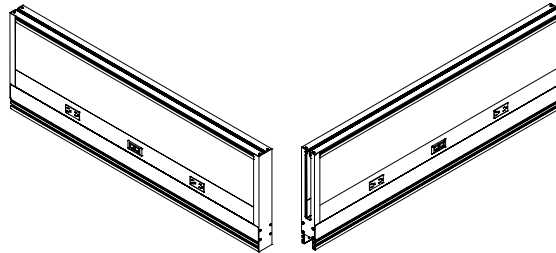
Tip: Contact designsteam@enwork.com if using heavier duty Category 6 cables, which require the 2-sided data openings to be offset from each other via a special beltway.

Product Specifications:

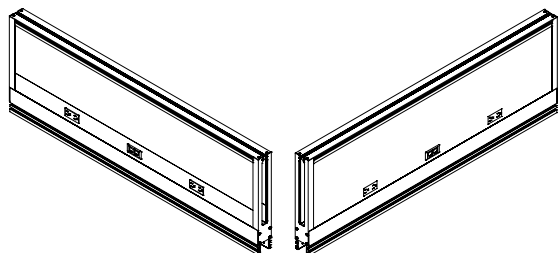
- > Finish is clear anodized aluminum (exception: Beltway is silver).
- > End of Run Frame includes one finished end and one end with open "U" channel for lay-in power and cabling.
- > Mid Frame has an open "U" channel at both ends for lay-in power and cabling.
- > 90 degree connections require Mega Frames, not standard.
- > See page 404 for product details.

Ordering Information:

- > Frame, Jumpers and Beltway are included and ship assembled.
- > Legs and Tiles are specified and ship separately.
- > Order Full Tiles for sides without Beltways. Order Upper Tiles for sides with Beltways.
- > Receptacles are included with some power systems and not included with others. See Step 2.
- > For more specific information on power systems in Step 2 below, see pages 407-408.
- > **A freight fee of \$150 net is assessed on orders less than \$1500 net. See page 13.**



D	W	H	Part Number	Description	List Price (US\$)
Standard Frames, End of Run					
3	48	16	U48E0T0	Standard Frame, End, 48"W, No Power, No Beltway	\$815
3	48	16	U48E1T#	Standard Frame, End, 48"W, 1 Sided Power with 1 Beltway	\$1,174
3	48	16	U48E2T#	Standard Frame, End, 48"W, 2 Sided Power with 2 Beltways	\$1,294
3	60	16	U60E0T0	Standard Frame, End, 60"W, No Power, No Beltway	\$907
3	60	16	U60E1T#	Standard Frame, End, 60"W, 1 Sided Power with 1 Beltway	\$1,360
3	60	16	U60E2T#	Standard Frame, End, 60"W, 2 Sided Power with 2 Beltways	\$1,489
3	72	16	U72E0T0	Standard Frame, End, 72"W, No Power, No Beltway	\$966
3	72	16	U72E1T#	Standard Frame, End, 72"W, 1 Sided Power with 1 Beltway	\$1,441
3	72	16	U72E2T#	Standard Frame, End, 72"W, 2 Sided Power with 2 Beltways	\$1,581



D	W	H	Part Number	Description	List Price (US\$)
Standard Frames, Middle of Run					
3	48	16	U48M0T0	Standard Frame, Mid, 48"W, No Power, No Beltway	\$783
3	48	16	U48M1T#	Standard Frame, Mid, 48"W, 1 Sided Power with 1 Beltway	\$1,147
3	48	16	U48M2T#	Standard Frame, Mid, 48"W, 2 Sided Power with 2 Beltways	\$1,260
3	60	16	U60M0T0	Standard Frame, Mid, 60"W, No Power, No Beltway	\$873
3	60	16	U60M1T#	Standard Frame, Mid, 60"W, 1 Sided Power with 1 Beltway	\$1,327
3	60	16	U60M2T#	Standard Frame, Mid, 60"W, 2 Sided Power with 2 Beltways	\$1,460
3	72	16	U72M0T0	Standard Frame, Mid, 72"W, No Power, No Beltway	\$934
3	72	16	U72M1T#	Standard Frame, Mid, 72"W, 1 Sided Power with 1 Beltway	\$1,411
3	72	16	U72M2T#	Standard Frame, Mid, 72"W, 2 Sided Power with 2 Beltways	\$1,541

Grid Standard Frames - Freestanding

STEP 1 - If Applicable

(#) Circuit Choice:

- 1 3-circuit powerway w/ Circuit 1 grey receptacles
- 2 3-circuit powerway w/ Circuit 2 grey receptacles
- 3 3-circuit powerway w/ Circuit 3 grey receptacles
- 4 FIELD INSTALLED 3-circuit powerway w/ Circuit 2 grey receptacles
- 5 FIELD INSTALLED 3-circuit powerway w/ Circuit 2 grey receptacles
- 6 FIELD INSTALLED 3-circuit powerway w/ Circuit 3 grey receptacles
- 7 4-circuit powerway, RECEPTACLES (3+1 or 2+2) SPECIFIED SEPARATELY +\$150
- 8 FIELD INSTALLED 4-circuit powerway, SPECIFIED SEPARATELY (See pg 434). +\$150
- 9 With empty j-boxes for Chicago Power

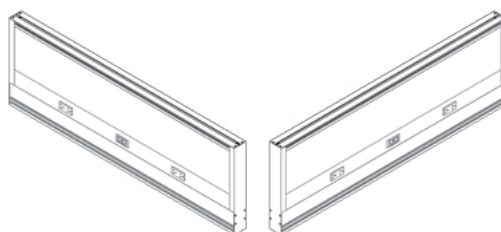
Tip: Contact designsteam@enwork.com if using heavier duty Category 6 cables, which require the 2-sided data openings to be offset from each other via a special beltway.

Product Specifications:

- > Finish is clear anodized aluminum (exception: Beltway is silver).
- > Includes two finished ends.
- > See page 404 for product details.
- > 90 degree connections require Mega Frames, not standard.

Ordering Information:

- > Frame, Receptacles, Jumpers and Beltway are included and ship assembled.
- > Legs and Tiles are specified and ship separately.
- > Order Full Tiles for sides without Beltways. Order Upper Tiles for sides with Beltways.
- > Receptacles are included with some power systems and not included with others. See Step 2.
- > For more specific information on power systems in Step 2 below, see pages 407-408.
- > **A freight fee of \$150 net is assessed on orders less than \$1500 net. See page 13.**



	D	W	H	Part Number	Description	List Price (US\$)
Standard Frame, Freestanding						
	3	48	16	U48F0T0	Standard Frame, Freestanding, 48"W, No Power, No Beltway	\$846
	3	48	16	U48F1T#	Standard Frame, Freestanding, 48"W, 1 Sided Power, 1 Beltway	\$1,206
	3	48	16	U48F2T#	Standard Frame, Freestanding, 48"W, 2 Sided Power with 2 Beltways	\$1,323
	3	60	16	U60F0T0	Standard Frame, Freestanding, 60"W, No Power, No Beltway	\$938
	3	60	16	U60F1T#	Standard Frame, Freestanding, 60"W, 1 Sided Power, 1 Beltway	\$1,394
	3	60	16	U60F2T#	Standard Frame, Freestanding, 60"W, 2 Sided Power with 2 Beltways	\$1,519
	3	72	16	U72F0T0	Standard Frame, Freestanding, 72"W, No Power, No Beltway	\$996
	3	72	16	U72F1T#	Standard Frame, Freestanding, 72"W, 1 Sided Power, 1 Beltway	\$1,474
	3	72	16	U72F2T#	Standard Frame, Freestanding, 72"W, 2 Sided Power with 2 Beltways	\$1,546

Notes

Grid Mega Frames - End of Run & Mid

STEP 1 - If Applicable

(#) Circuit Choice:

- 1 3-circuit powerway w/ Circuit 1 grey receptacles
- 2 3-circuit powerway w/ Circuit 2 grey receptacles
- 3 3-circuit powerway w/ Circuit 3 grey receptacles
- 4 FIELD INSTALLED 3-circuit powerway w/ Circuit 2 grey receptacles
- 5 FIELD INSTALLED 3-circuit powerway w/ Circuit 2 grey receptacles
- 6 FIELD INSTALLED 3-circuit powerway w/ Circuit 3 grey receptacles
- 7 4-circuit powerway, RECEPTACLES (3+1 or 2+2) SPECIFIED SEPARATELY +\$150
- 8 FIELD INSTALLED 4-circuit powerway, SPECIFIED SEPARATELY (See pg 434). +\$150
- 9 With empty j-boxes for Chicago Power

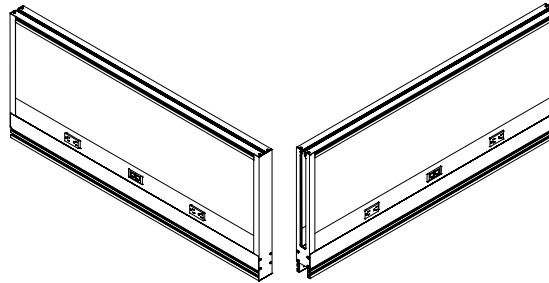
Tip: Contact designteam@enwork.com if using heavier duty Category 6 cables, which require the 2-sided data openings to be offset from each other via a special beltway.

Product Specifications:

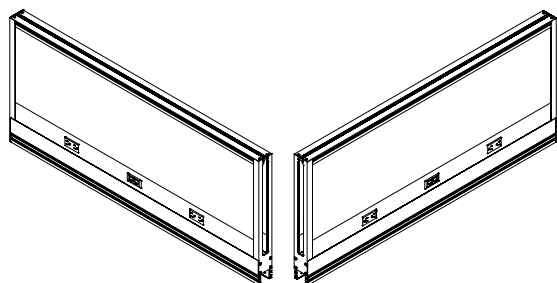
- > Finish is clear anodized aluminum (exception: Beltway is silver).
- > End of Run Frame includes one finished end and one end with open "U" channel for lay-in power and cabling.
- > Mid Frame has an open "U" channel at both ends for lay-in power and cabling.
- > See page 404 for product details.

Ordering Information:

- > Frame, Jumpers and Beltway are included and ship assembled.
- > Legs and Tiles are specified and ship separately.
- > Order Full Tiles for sides without Beltways. Order Upper Tiles for sides with Beltways.
- > 90-degree connector kits are on page 431.
- > Receptacles are included with some power systems and not included with others.
- > For more specific information on power systems in Step 1, see pages 407-408.
- > **A freight fee of \$150 net is assessed on orders less than \$1500 net. See page 13.**



D	W	H	Part Number	Description	List Price (US\$)
Mega Frame, End of Run					
3	48	21	U48EB0R0	Mega Frame, End, 48"W, No Power, No Beltway	\$842
3	48	21	U48EB1R#	Mega Frame, End, 48"W, 1 Sided Power, 1 Beltway	\$1,200
3	48	21	U48EB2R#	Mega Frame, End, 48"W, 2 Sided Power with 2 Beltways	\$1,321
3	60	21	U60EB0R0	Mega Frame, End, 60"W, No Power, No Beltway	\$934
3	60	21	U60EB1R#	Mega Frame, End, 60"W, 1 Sided Power, 1 Beltway	\$1,388
3	60	21	U60EB2R#	Mega Frame, End, 60"W, 2 Sided Power with 2 Beltways	\$1,515
3	72	21	U72EB0R0	Mega Frame, End, 72"W, No Power, No Beltway	\$991
3	72	21	U72EB1R#	Mega Frame, End, 72"W, 1 Sided Power, 1 Beltway	\$1,470
3	72	21	U72EB2R#	Mega Frame, End, 72"W, 2 Sided Power with 2 Beltways	\$1,606



D	W	H	Part Number	Description	List Price (US\$)
Mega Frame, Middle of Run					
3	48	21	U48MB0R0	Mega Frame, Mid, 48"W, No Power, No Beltway	\$811
3	48	21	U48MB1R#	Mega Frame, Mid, 48"W, 1 Sided Power, 1 Beltway	\$1,169
3	48	21	U48MB2R#	Mega Frame, Mid, 48"W, 2 Sided Power, 2 Beltways	\$1,286
3	60	21	U60MB0R0	Mega Frame, Mid, 60"W, No Power, No Beltway	\$902
3	60	21	U60MB1R#	Mega Frame, Mid, 60"W, 1 Sided Power, 1 Beltway	\$1,356
3	60	21	U60MB2R#	Mega Frame, Mid, 60"W, 2 Sided Power, 2 Beltways	\$1,486
3	72	21	U72MB0R0	Mega Frame, Mid, 72"W, No Power, No Beltway	\$960
3	72	21	U72MB1R#	Mega Frame, Mid, 72"W, 1 Sided Power, 1 Beltway	\$1,438
3	72	21	U72MB2R#	Mega Frame, Mid, 72"W, 2 Sided Power, 2 Beltways	\$1,568

Grid Mega Frames - Freestanding

STEP 1 - If Applicable

(#) Circuit Choice:

- 1 3-circuit powerway w/ Circuit 1 grey receptacles
- 2 3-circuit powerway w/ Circuit 2 grey receptacles
- 3 3-circuit powerway w/ Circuit 3 grey receptacles
- 4 FIELD INSTALLED 3-circuit powerway w/ Circuit 2 grey receptacles
- 5 FIELD INSTALLED 3-circuit powerway w/ Circuit 2 grey receptacles
- 6 FIELD INSTALLED 3-circuit powerway w/ Circuit 3 grey receptacles
- 7 4-circuit powerway, RECEPTACLES (3+1 or 2+2) SPECIFIED SEPARATELY +\$150
- 8 FIELD INSTALLED 4-circuit powerway, SPECIFIED SEPARATELY (See pg 434). +\$150
- 9 With empty j-boxes for Chicago Power

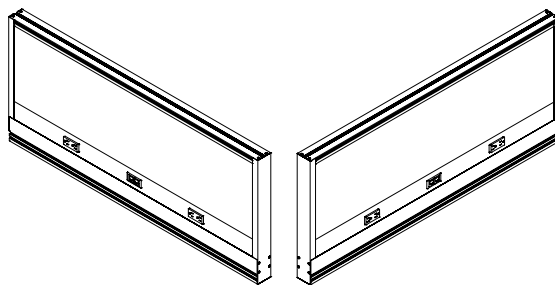
Tip: Contact designteam@enwork.com if using heavier duty Category 6 cables, which require the 2-sided data openings to be offset from each other via a special beltway.

Product Specifications:

- > Finish is clear anodized aluminum (exception: Beltway is silver).
- > Includes two finished ends.
- > Thin Profile not available on Mega Frames.
- > See page 404 for product details.

Ordering Information:

- > Frame, Receptacles, Jumpers and Beltway are included and ship assembled.
- > Legs and Tiles are specified and ship separately.
- > Order Full Tiles for sides without Beltways. Order Upper Tiles for sides with Beltways.
- > 90-degree connector kits are on page 431.
- > Receptacles are included with some power systems and not included with others.
- > For more specific information on power systems in Step 1, see pages 407-408.
- > **A freight fee of \$150 net is assessed on orders less than \$1500 net. See page 13.**



D	W	H	Part Number	Description	List Price (US\$)
Mega Frame, Freestanding					
3	48	21	U48FB0R0	Mega Frame, Freestanding, 48"W, No Power, No Beltway	\$872
3	48	21	U48FB1R#	Mega Frame, Freestanding, 48"W, 1 Sided Power, 1 Beltway	\$1,233
3	48	21	U48FB2R#	Mega Frame, Freestanding, 48"W, 2 Sided Power, 2 Beltways	\$1,352
3	60	21	U60FB0R0	Mega Frame, Freestanding, 60"W, No Power, No Beltway	\$966
3	60	21	U60FB1R#	Mega Frame, Freestanding, 60"W, 1 Sided Power, 1 Beltway	\$1,420
3	60	21	U60FB2R#	Mega Frame, Freestanding, 60"W, 2 Sided Power, 2 Beltways	\$1,548
3	72	21	U72FB0R0	Mega Frame, Freestanding, 72"W, No Power, No Beltway	\$1,022
3	72	21	U72FB1R#	Mega Frame, Freestanding, 72"W, 1 Sided Power, 1 Beltway	\$1,503
3	72	21	U72FB2R#	Mega Frame, Freestanding, 72"W, 2 Sided Power, 2 Beltways	\$1,575

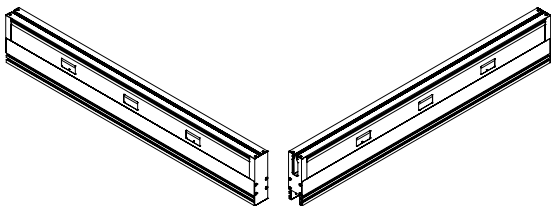
Grid Mini Frames - End of Run

Product Specifications:

- > Finish is clear anodized aluminum (exception: Beltway is silver).
- > Includes one finished end and one end with open "U" channel for lay-in power and cabling.
- > A total of 44 Cat5 cables (UTP Solid 24AWG/4PRS) fit within a Mini Frame, 28 above the receptacles and 16 below.
- > See page 404 for product details.

Ordering Information:

- > Frame, Receptacles, Jumpers and Beltway are included and ship assembled.
- > Legs are specified and ship separately..
- > Mini Frames do not allow for tiles.
- > Receptacles are included with some power systems and not included with others.
- > For more specific information on power systems in Step 1, see pages 407-408.
- > **A freight fee of \$150 net is assessed on orders less than \$1500 net. See page 13.**



STEP 1 - If Applicable

(#) Circuit Choice:

- 1 3-circuit powerway w/ Circuit 1 grey receptacles
- 2 3-circuit powerway w/ Circuit 2 grey receptacles
- 3 3-circuit powerway w/ Circuit 3 grey receptacles
- 4 FIELD INSTALLED 3-circuit powerway w/ Circuit 2 grey receptacles
- 5 FIELD INSTALLED 3-circuit powerway w/ Circuit 2 grey receptacles
- 6 FIELD INSTALLED 3-circuit powerway w/ Circuit 3 grey receptacles
- 7 4-circuit powerway, RECEPTACLES (3+1 or 2+2) SPECIFIED SEPARATELY +\$150
- 8 FIELD INSTALLED 4-circuit powerway, SPECIFIED SEPARATELY (See pg 434). +\$150
- 9 With empty j-boxes for Chicago Power

Tip: Contact designteam@enwork.com if using heavier duty Category 6 cables, which require the 2-sided data openings to be offset from each other via a special beltway.

D	W	H	Part Number	Description	List Price (US\$)
Mini Frame, End of Run					
3	48	8	U48EM0T0	Mini Frame, End, 48"W, No Power, 2 Beltways	\$786
3	48	8	U48EM1T#	Mini Frame, End, 48"W, 1 Sided Power, 2 Beltways	\$1,152
3	48	8	U48EM2T#	Mini Frame, End, 48"W, 2 Sided Power, 2 Beltways	\$1,266
3	60	8	U60EM0T0	Mini Frame, End, 60"W, No Power, 2 Beltways	\$876
3	60	8	U60EM1T#	Mini Frame, End, 60"W, 1 Sided Power, 2 Beltways	\$1,330
3	60	8	U60EM2T#	Mini Frame, End, 60"W, 2 Sided Power, 2 Beltways	\$1,462
3	72	8	U72EM0T0	Mini Frame, End, 72"W, No Power, 2 Beltways	\$937
3	72	8	U72EM1T#	Mini Frame, End, 72"W, 1 Sided Power, 2 Beltways	\$1,414
3	72	8	U72EM2T#	Mini Frame, End, 72"W, 2 Sided Power, 2 Beltways	\$1,549

Grid Mini Frames - Mid & Freestanding

STEP 1 - If Applicable

(#) Circuit Choice:

- 1 3-circuit powerway w/ Circuit 1 grey receptacles
- 2 3-circuit powerway w/ Circuit 2 grey receptacles
- 3 3-circuit powerway w/ Circuit 3 grey receptacles
- 4 FIELD INSTALLED 3-circuit powerway w/ Circuit 2 grey receptacles
- 5 FIELD INSTALLED 3-circuit powerway w/ Circuit 2 grey receptacles
- 6 FIELD INSTALLED 3-circuit powerway w/ Circuit 3 grey receptacles
- 7 4-circuit powerway, RECEPTACLES (3+1 or 2+2) SPECIFIED SEPARATELY +\$150
- 8 FIELD INSTALLED 4-circuit powerway, SPECIFIED SEPARATELY (See pg 434). +\$150
- 9 With empty j-boxes for Chicago Power

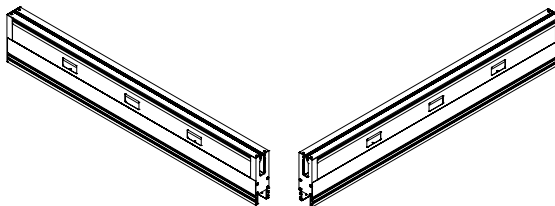
Tip: Contact designsteam@enwork.com if using heavier duty Category 6 cables, which require the 2-sided data openings to be offset from each other via a special beltway.

Product Specifications:

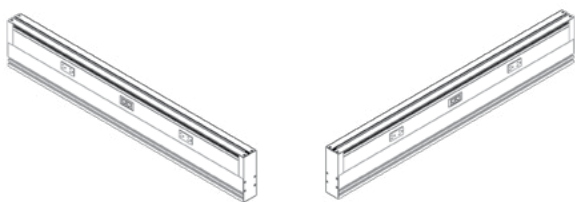
- > Finish is clear anodized aluminum (exception: Beltway is silver).
- > Mid Frame has an open "U" channel at both ends for lay-in power and cabling.
- > Freestanding Frame includes two finished ends.
- > A total of 44 Cat5 cables (UTP Solid 24AWG/4PRS) fit within a Mini Frame, 28 above the receptacles and 16 below.
- > See page 404 for product details.

Ordering Information:

- > Frame, Receptacles, Jumpers and Beltway are included and ship assembled.
- > Legs are specified and ship separately..
- > Mini Frames do not allow for tiles.
- > Receptacles are included with some power systems and not included with others.
- > For more specific information on power systems in Step 1, see pages 407-408.
- > **A freight fee of \$150 net is assessed on orders less than \$1500 net. See page 13.**



D	W	H	Part Number	Description	List Price (US\$)
Mini Frame, Middle of Run					
3	48	8	U48MM0T0	Mini Frame, Mid, 48"W, No Power, 2 Beltways	\$755
3	48	8	U48MM1T#	Mini Frame, Mid, 48"W, 1 Sided Power, 2 Beltways	\$1,120
3	48	8	U48MM2T#	Mini Frame, Mid, 48"W, 2 Sided Power, 2 Beltways	\$1,230
3	60	8	U60MM0T0	Mini Frame, Mid, 60"W, No Power, 2 Beltways	\$846
3	60	8	U60MM1T#	Mini Frame, Mid, 60"W, 1 Sided Power, 2 Beltways	\$1,301
3	60	8	U60MM2T#	Mini Frame, Mid, 60"W, 2 Sided Power, 2 Beltways	\$1,431
3	72	8	U72MM0T0	Mini Frame, Mid, 72"W, No Power, 2 Beltways	\$906
3	72	8	U72MM1T#	Mini Frame, Mid, 72"W, 1 Sided Power, 2 Beltways	\$1,383
3	72	8	U72MM2T#	Mini Frame, Mid, 72"W, 2 Sided Power, 2 Beltways	\$1,511



<u>D</u>	<u>W</u>	<u>H</u>	<u>Part Number</u>	<u>Description</u>	<u>List Price (US\$)</u>
Mini Frame, Freestanding					
3	48	8	U48FM0T0	Mini Frame, Freestanding, 48"W, No Power, 2 Beltways	\$816
3	48	8	U48FM1T#	Mini Frame, Freestanding, 48"W, 1 Sided Power, 2 Beltways	\$1,177
3	48	8	U48FM2T#	Mini Frame, Freestanding, 48"W, 2 Sided Power, 2 Beltways	\$1,295
3	60	8	U60FM0T0	Mini Frame, Freestanding, 60"W, No Power, 2 Beltways	\$909
3	60	8	U60FM1T#	Mini Frame, Freestanding, 60"W, 1 Sided Power, 2 Beltways	\$1,362
3	60	8	U60FM2T#	Mini Frame, Freestanding, 60"W, 2 Sided Power, 2 Beltways	\$1,492
3	72	8	U72FM0T0	Mini Frame, Freestanding, 72"W, No Power, 2 Beltways	\$968
3	72	8	U72FM1T#	Mini Frame, Freestanding, 72"W, 1 Sided Power, 2 Beltways	\$1,442
3	72	8	U72FM2T#	Mini Frame, Freestanding, 72"W, 2 Sided Power, 2 Beltways	\$1,516

Grid Full Tiles for Standard Frames

STEP 1 - If Applicable

(?) Fabric Suffix List:

- > Free form fabric selection. Choose from Camira Era, Rivet, Manhattan, Carlow, or Lucia fabrics.

Tip: To view fabric colors or to order samples go to www.camirafabrics.com/us.

Tip: For COM yardage, see page 16.

(#) Laminate Suffix List:

- 2 Formica Pecan Walnut (6996-26)
- 3 Formica Millennium Oak (5887-26)
- 4 Formica Scandi Rift Oak (8677-26)
- 5 Formica Pale Brushstroke (6997-58)
- 6 Formica Storm (912-58)
- A Formica Chelsea Maple (9238-58)
- E Formica Zen Grey (9243-58)
- F Formica Black (909-58)
- G Formica Graphite (837-58)
- H Formica Ceruse Gray Walnut (6994-26)
- K Formica Aged Ash (8844-WR)
- L Formica Formal Walnut (5782-NG)
- M Formica Classic White (9244-58)
- Q Formica Inked Oak (5792-PG)
- W Formica Brite White (459-58)
- X Formica Non-Premium (58,43, MC, SP, and NT finishes), Formica Premium (WR, 42, 77, 46, RD), Wilsonart Non-Premium (-38, -60), and Wilsonart Premium (-07, -12, -18, -28, -52, -78)

Wilsonart virtual design library Y series laminates, Wilsonart Solicolor, and Formica ColorCore2 are not included in the above upcharges.

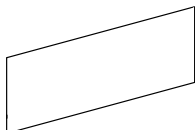
For pricing, contact designteam@enwork.com

Product Specifications:

- > See page 409 for product details.

Ordering Information:

- > Each frame requires 2 tiles.
- > Full Tiles are only used in non-powered instances. Upper Tiles for Standard Frames, used with a beltway, are found on page 426.
- > For COM yardage see page 16.
- > **A freight fee of \$150 net is assessed on orders less than \$1500 net. See page 13.**



Part Number	Description	List Price (US\$)
Tackable Fabric Full Tiles for Thin Profile Standard Frames - (11"H)		
USFFT48?	Tackable Fabric Full Tile, Standard, 48"W	\$410
USFFT60?	Tackable Fabric Full Tile, Standard, 60"W	\$426
USFFT72?	Tackable Fabric Full Tile, Standard, 72"W	\$516
Non-Tackable Fabric Full Tiles for Thin Profile Standard Frames - (11"H)		
USFGT48?	Non-tackable Fabric Full Tile, Standard, 48"W	\$240
USFGT60?	Non-tackable Fabric Full Tile, Standard, 60"W	\$275
USFGT72?	Non-tackable Fabric Full Tile, Standard, 72"W	\$308
Frosted Acrylic Full Tiles for Thin Profile Standard Frames - (11"H)		
USFAT48	Acrylic Full Tile, Standard, 48"W	\$195
USFAT60	Acrylic Full Tile, Standard, 60"W	\$235
USFAT72	Acrylic Full Tile, Standard, 72"W	\$311
Laminate Full Tiles for Thin Profile Standard Frames - (11"H)		
USFLT48#	Laminate Full Tile, Standard, 48"W	\$162
USFLT60#	Laminate Full Tile, Standard, 60"W	\$233
USFLT72#	Laminate Full Tile, Standard, 72"W	\$260
Whiteboard Full Tiles for Thin Profile Standard Frames - (11"H)		
USFWT48	Whiteboard Full Tile, Standard, 48"W	\$167
USFWT60	Whiteboard Full Tile, Standard, 60"W	\$290
USFWT72	Whiteboard Full Tile, Standard, 72"W	\$330
	Tip: Laminate Whiteboard construction.	
Magnetic Whiteboard Full Tiles for Thin Profile Standard Frames - (11"H)		
USFYT48	Magnetic Whiteboard Full Tile, Standard, 48"W	\$378
USFYT60	Magnetic Whiteboard Full Tile, Standard, 60"W	\$406
USFYT72	Magnetic Whiteboard Full Tile, Standard, 72"W	\$456

Notes

Grid Upper Tiles for Standard Frames

STEP 1 - If Applicable

(?) Fabric Suffix List:

- > Free form fabric selection. Choose from Camira Era, Rivet, Manhattan, Carlow, or Lucia fabrics.

Tip: To view fabric colors or to order samples go to www.camirafabrics.com/us.

Tip: For COM yardage, see page 16.

(#) Laminate Suffix List:

- 2 Formica Pecan Walnut (6996-26)
- 3 Formica Millennium Oak (5887-26)
- 4 Formica Scandi Rift Oak (8677-26)
- 5 Formica Pale Brushstroke (6997-58)
- 6 Formica Storm (912-58)
- A Formica Chelsea Maple (9238-58)
- E Formica Zen Grey (9243-58)
- F Formica Black (909-58)
- G Formica Graphite (837-58)
- H Formica Ceruse Gray Walnut (6994-26)
- K Formica Aged Ash (8844-WR)
- L Formica Formal Walnut (5782-NG)
- M Formica Classic White (9244-58)
- Q Formica Inked Oak (5792-PG)
- W Formica Brite White (459-58)
- X Formica Non-Premium (58,43, MC, SP, and NT finishes), Formica Premium (WR, 42, 77, 46, RD), Wilsonart Non-Premium (-38, -60), and Wilsonart Premium (-07, -12, -18, -28, -52, -78) + 15%

Wilsonart virtual design library Y series laminates, Wilsonart Solicolor, and Formica ColorCore2 are not included in the above upcharges.

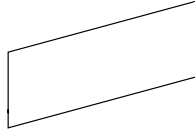
For pricing, contact designteam@enwork.com

Product Specifications:

- > See page 409 for product details

Ordering Information:

- > Each frame requires 2 tiles
- > Upper Tiles must be used with a beltway. Full Tiles for Standard Frames are found on page 424.
- > For COM yardage see page 16.
- > **A freight fee of \$150 net is assessed on orders less than \$1500 net. See page 13.**



Part Number	Description	List Price (US\$)
-------------	-------------	-------------------

Tackable Fabric Upper Tiles for Thin Profile Standard Frames - (8"H)

USUFT48?	Tackable Fabric Upper Tile, Standard, 48"W	\$299
USUFT60?	Tackable Fabric Upper Tile, Standard, 60"W	\$308
USUFT72?	Tackable Fabric Upper Tile, Standard, 72"W	\$381

Non-tackable Fabric Upper Tiles for Thin Profile Standard Frames - (8"H)

USUGT48?	Non-tackable Fabric Upper Tile, Standard, 48"W	\$199
USUGT60?	Non-tackable Fabric Upper Tile, Standard, 60"W	\$239
USUGT72?	Non-tackable Fabric Upper Tile, Standard, 72"W	\$261

Frosted Acrylic Upper Tiles for Thin Profile Standard Frame - (8"H)

USUAT48	Frosted Acrylic Upper Tile, Standard, 48"W	\$194
USUAT60	Frosted Acrylic Upper Tile, Standard, 60"W	\$233
USUAT72	Frosted Acrylic Upper Tile, Standard, 72"W	\$307

Laminate Upper Tiles for Thin Profile Standard Frame - (8"H)

USULT48#	Laminate Upper Tile, Standard, 48"W	\$162
USULT60#	Laminate Upper Tile, Standard, 60"W	\$218
USULT72#	Laminate Upper Tile, Standard, 72"W	\$233

Whiteboard Upper Tiles for Thin Profile Standard Frame - (8"H)

USUWT48	Whiteboard Upper Tile, Standard, 48"W	\$169
USUWT60	Whiteboard Upper Tile, Standard, 60"W	\$282
USUWT72	Whiteboard Upper Tile, Standard, 72"W	\$313

Tip: Laminate Whiteboard construction.

Magnetic Whiteboard Upper Tiles for Thin Profile Standard Frame - (8"H)

USUYT48	Magnetic Whiteboard Upper Tile, Standard, 48"W	\$330
USUYT60	Magnetic Whiteboard Upper Tile, Standard, 60"W	\$369
USUYT72	Magnetic Whiteboard Upper Tile, Standard, 72"W	\$391

Tip: Porcelain on steel core.

Notes

Grid Upper & Full Tiles for Mega Frames

STEP 1 - If Applicable

(?) Fabric Suffix List:

Free form fabric selection. Choose from Camira Era, Rivet, Manhattan, Carlow, or Lucia fabrics.

Tip: To view fabric colors or to order samples go to www.camirafabrics.com/us.

Tip: For COM yardage, see page 16.

(#) Laminate Suffix List:

- 2 Formica Pecan Walnut (6996-26)
- 3 Formica Millennium Oak (5887-26)
- 4 Formica Scandi Rift Oak (8677-26)
- 5 Formica Pale Brushstroke (6997-58)
- 6 Formica Storm (912-58)
- A Formica Chelsea Maple (9238-58)
- E Formica Zen Grey (9243-58)
- F Formica Black (909-58)
- G Formica Graphite (837-58)
- H Formica Ceruse Gray Walnut (6994-26)
- K Formica Aged Ash (8844-WR)
- L Formica Formal Walnut (5782-NG)
- M Formica Classic White (9244-58)
- Q Formica Inked Oak (5792-PG)
- W Formica Brite White (459-58)
- X Formica Non-Premium (58,43, MC, SP, and NT finishes), Formica Premium (WR, 42, 77, 46, RD), Wilsonart Non-Premium (-38, -60), and Wilsonart Premium (-07, -12, -18, -28, -52, -78)

Wilsonart virtual design library Y series laminates, Wilsonart Solicor, and Formica ColorCore2 are not included in the above upcharges.

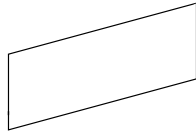
For pricing, contact designsteam@enwork.com

Product Specifications:

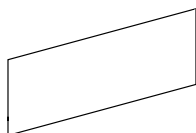
> See page 409 for product details

Ordering Information:

- > Each frame requires 2 tiles
- > Upper Tiles must be used with a beltway. Full Tiles are only used in non-powered instances.
- > For COM yardage see page 16.
- > **A freight fee of \$150 net is assessed on orders less than \$1500 net. See page 13.**



Part Number	Description	List Price (US\$)
Tackable Fabric Upper Tiles for Mega Frames - (12"H)		
USUFB48?	Tackable Fabric Upper Tile, Mega, 48"W	\$323
USUFB60?	Tackable Fabric Upper Tile, Mega, 60"W	\$397
USUFB72?	Tackable Fabric Upper Tile, Mega, 72"W	\$430
Non-Tackable Fabric Upper Tiles for Mega Frames - (12"H)		
USUGB48?	Non-tackable Fabric Upper Tile, Mega, 48"W	\$215
USUGB60?	Non-tackable Fabric Upper Tile, Mega, 60"W	\$285
USUGB72?	Non-tackable Fabric Upper Tile, Mega, 72"W	\$291
Frosted Acrylic Upper Tiles for Mega Frames - (12"H)		
USUAB48	Acrylic Upper Tile, Mega, 48"W	\$246
USUAB60	Acrylic Upper Tile, Mega, 60"W	\$301
USUAB72	Acrylic Upper Tile, Mega, 72"W	\$351
Laminate Upper Tiles for Mega Frames - (12"H)		
USULB48#	Laminate Upper Tile, Mega, 48"W	\$162
USULB60#	Laminate Upper Tile, Mega, 60"W	\$218
USULB72#	Laminate Upper Tile, Mega, 72"W	\$233
Whiteboard Upper Tiles for Mega Frames - (12"H)		
USUWB48	Whiteboard Upper Tile, Mega, 48"W	\$226
USUWB60	Whiteboard Upper Tile, Mega, 60"W	\$355
USUWB72	Whiteboard Upper Tile, Mega, 72"W	\$414
Tip: Laminate Whiteboard Construction.		
Magnetic Whiteboard Upper Tiles for Mega Frames - (12"H)		
USUYB48	Magnetic Whiteboard Upper Tile, Mega, 48"W	\$415
USUYB60	Magnetic Whiteboard Upper Tile, Mega, 60"W	\$480
USUYB72	Magnetic Whiteboard Upper Tile, Mega, 72"W	\$518
Tip: Porcelain on steel core.		



Part Number	Description	List Price (US\$)
Tackable Fabric Full Tiles for Mega Frames - (15"H)		
USFFB48?	Tackable Fabric Full Tile, Mega, 48"W	\$438
USFFB60?	Tackable Fabric Full Tile, Mega, 60"W	\$473
USFFB72?	Tackable Fabric Full Tile, Mega, 72"W	\$565
Non-Tackable Fabric Full Tiles for Mega Frames - (15"H)		
USFGB48?	Non-tackable Fabric Full Tile, Mega, 48"W	\$284
USFGB60?	Non-tackable Fabric Full Tile, Mega, 60"W	\$313
USFGB72?	Non-tackable Fabric Full Tile, Mega, 72"W	\$352
Frosted Acrylic Full Tiles for Mega Frames - (15"H)		
USFAB48	Acrylic Full Tile, Mega, 48"W	\$249
USFAB60	Acrylic Full Tile, Mega, 60"W	\$304
USFAB72	Acrylic Full Tile, Mega, 72"W	\$353
Laminate Full Tiles for Mega Frames - (15"H)		
USFLB48#	Laminate Full Tile, Mega, 48"W	\$172
USFLB60#	Laminate Full Tile, Mega, 60"W	\$195
USFLB72#	Laminate Full Tile, Mega, 72"W	\$234
Whiteboard Full Tiles for Mega Frames - (15"H)		
USFWB48	Whiteboard Full Tile, Mega, 48"W	\$252
USFWB60	Whiteboard Full Tile, Mega, 60"W	\$385
USFWB72	Whiteboard Full Tile, Mega, 72"W	\$447
	Tip: Laminate Whiteboard Construction.	
Magnetic Whiteboard Full Tiles for Mega Frames - (15"H)		
USFYB48	Magnetic Whiteboard Full Tile, Mega, 48"W	\$430
USFYB60	Magnetic Whiteboard Full Tile, Mega, 60"W	\$482
USFYB72	Magnetic Whiteboard Full Tile, Mega, 72"W	\$536
	Tip: Porcelain on steel core.	

Grid Frame Supports & Connectors for Workstations

STEP 1 - Steel Legs Only





(^) Paint Suffix List

G	Storm	
R	Black	
S	Silver	
T	Medium Tone	
W	Arctic White	
Z	Other	TBD

Tip: Some Steelcase, Miller/Knoll, Haworth, and Allsteel paints are available for \$1000 list fee per order. Call/email for availability of specific colors. Additional custom paints (e.g. Tiger Dry Lac) must be quoted through designteam@enwork.com.

Ordering Information:

- > Frame Support aluminum legs have two passageways 5/8" x 1-5/16" per leg. For steel legs there is a single passageway 1-5/16" x 2-3/4".
- > Some products may be available for quick ship. Contact info@enwork.com.
- > **A freight fee of \$150 net is assessed on orders less than \$1500 net. See page 13.**

	Part Number	Description	List Price (US\$)
	T-Leg Frame Supports, Painted Steel		
	UTLEG36^	Impression Foot Steel T-Leg for Beltway Below Worksurface	\$303
	UTLEG42^	Impression Foot Steel T-Leg for Beltway Above Worksurface	\$336
	UCATLEG32^	Solano Foot Steel T-Leg for Low Beltway	\$339
		Tip: Low beltway foot puts bottom of frame at 16.1", top of Mini Frame at 24.0, top of Standard Frame at 32.0", and top of Mega Frame at 36.7".	
	UCATLEG36^	Solano Foot Steel T-Leg for Beltway Below Worksurface	\$320
	UCATLEG42^	Solano Foot Steel T-Leg for Beltway Above Worksurface	\$365
	T-Leg Frame Supports with Power Infeed Hole, Painted Steel		
	UTLEG36H^	Impression Foot Steel T-Leg, Infeed Hole, for Beltway Below Worksurface	\$321
UTLEG42H^	Impression Foot Steel T-leg, Infeed Hole, for Beltway Above Worksurface	\$344	
UCATLEG32H^	Solano Foot Steel T-Leg, Infeed Hole, for Low Beltway	\$343	
		Tip: Low beltway foot puts bottom of frame at 16.1", top of Mini Frame at 24.0", top of Standard Frame at 32.0", and top of Mega Frame at 36.7".	
	UCATLEG36H^	Solano Foot Steel T-Leg, Infeed Hole, for Beltway Below Worksurface	\$324
	UCATLEG42H^	Solano Foot Steel T-Leg, Infeed Hole, for Beltway Above Worksurface	\$372
	Straight Leg Frame Supports		
	USLEGAL36	Aluminum Straight Leg for Beltway Below Worksurface	\$240
	USLEGAL42	Aluminum Straight Leg for Beltway Above Worksurface	\$258
	USLEG36^	Steel Straight Leg for Beltway Below Worksurface	\$297
	USLEG42^	Steel Straight Leg for Beltway Above Worksurface	\$315
	Straight Leg Frame Supports with Power Infeed Hole		
	USLEGAL36H	Aluminum Straight Leg, Infeed Hole, for Beltway Below Worksurface	\$252
	USLEGAL42H	Aluminum Straight Leg, Infeed Hole, for Beltway Above Worksurface	\$267
	USLEG36H^	Steel Straight Leg, Infeed Hole, for Belway Below Worksurface	\$302
	USLEG42H^	Steel Straight Leg, Infeed Hole, for Belway Above Worksurface	\$321
		Tip: Infeed hole is 1" x 3".	
	UHC	Grid Leg Infeed Hole Cover	\$57

Part Number Description List Price (US\$)



90 Degree Connector Packages for Mega Frames

UC90	90 Degree Connector Package, No Power	\$45
UPP90	90 Degree Connector Package, with 3-circuit Power	\$242
	Tip: Includes Brackets, Splitter and Jumper for one 90 degree Frame connection off a Spine Wall When doing an X junction with two 90 degree Frames off a Spine wall then two UPP90 packages are required.	
UPP908W	90 Degree Connector Package, with 4-circuit Power	\$242
	Tip: For applications requiring 90-Degree Connectors, Rail Profile Frames are required for structural reasons.	



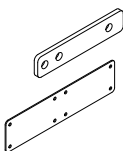
Worksurface Tether Brackets, Silver

UMTD	Tether Brackets for power beltway below worksurface applications, Silver	\$45
------	--	------

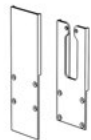


UMTB	Tether Brackets for power beltway above worksurface applications, Silver	\$32
------	--	------

Worksurface Tie and Support Plates



UTE	1/2" x 2.5" Tie plates - package of 5	\$53
USPT	2" x 7.5" Support plate	\$29



End Cap Conversion Kits (for reconfiguring Frames) - Rail Profile

UZSE	Standard Frame Conversion Kit for Rail Profile, End of Run (no opening)	\$95
UZME	Standard Frame Conversion Kit for Rail Profile, Middle of Run (opening)	\$83
UZSME	Mini Frame Conversion Kit for Rail Profile, End of Run (no opening)	\$95
UZMME	Mini Frame Conversion Kit for Rail Profile, Middle of Run (opening)	\$83
UZSBE	Mega Frame Conversion Kit for Rail Profile, End of Run (no opening)	\$86
UZMBE	Mega Frame Conversion Kit for Rail Profile, Middle of Run (opening)	\$83



End Cap Conversion Kits (for reconfiguring Frames) - Thin Profile

UZSTE	Standard Frame Conversion Kit for Thin Profile, End of Run (no opening)	\$95
UZMTE	Standard Frame Conversion Kit for Thin Profile, Middle of Run (opening)	\$83
UZSMTE	Mini Frame Conversion Kit for Thin Profile, End of Run (no opening)	\$95
UZMMTE	Mini Frame Conversion Kit for Thin Profile, Middle of Run (opening)	\$83

Grid Worksurface Supports for Workstations

STEP 1 - Steel Legs Only

(?) Routing Holes Suffix List

N	No routing holes in leg	no charge
Y	Routing hole in one leg	+\$64

STEP 2 - Steel Legs w/ Casters

(@) Caster Color Suffix List:

B	Black	no charge
G	Grey	+\$40

STEP 3 - Steel Legs Only

(^) Paint Suffix List

G	Storm	
R	Black	
S	Silver	
T	Medium Tone	
W	Arctic White	
Z	Other	TBD

Tip: Some Steelcase, Miller/Knoll, Haworth, and Allsteel paints are available for \$1000 list fee per order. Call/email for availability of specific colors. Additional custom paints (e.g. Tiger Dry Lac) must be quoted through designteam@enwork.com.

Ordering Information:

- > Legs and Panels on these pages do NOT support Grid Frames, only worksurfaces.
- > **A freight fee of \$150 net is assessed on orders less than \$1500 net. See page 13.**

Part Number	Description	List Price (US\$)
-------------	-------------	-------------------



T-Legs, Painted Steel with Levelers, package of two

LTP182?^	Impression Foot T-Leg, Levelers, for 18"D worksurface (16" spread)	\$710
LTP242?^	Impression Foot T-Leg, Levelers, for 24"D worksurface (22" spread)	\$778
LTP302?^	Impression Foot T-Leg, Levelers, for 30-36"D worksurface (26" spread)	\$811

Tip: For Solano Foot T-Leg, see page 189.



C-Legs, Painted Steel with Levelers, package of two

LCP182?^	Impression Foot C-Leg, Levelers, for 18"D worksurface (16" spread)	\$710
LCP242?^	Impression Foot C-Leg, Levelers, for 24"D worksurface (22" spread)	\$778
LCP302?^	Impression Foot C-Leg, Levelers, for 30"D worksurface (26" spread)	\$811

Tip: For Solano Foot C-Leg, see page 192.



Rectangle Straight Legs, with Levelers

LPP?^	Straight Leg, Levelers, Painted Steel	\$263
LPP2?^	Straight Leg, Levelers, Painted Steel, Package of Two	\$526
LPPAL	Straight Leg, Levelers, Clear Anodized Aluminum	\$212
LPPAL2	Straight Leg, Levelers, Clear Anodized Aluminum, Package of Two	\$424

Square Straight Leg, 1.5" x 1.5"



LPPSQ^	Square Straight Leg, Painted Steel	\$244
LPPSQ2^	Square Straight Leg, Painted Steel, Package of Two	\$489
LPPSQAL	Square Straight Leg, Clear Anodized Aluminum	\$210
LPPSQAL2	Square Straight Leg, Clear Anodized Aluminum, Package of Two	\$420

Tip: Intended for use in tethered Grid applications.



Rectangle Straight Legs, with Casters

LPPC?@^	Straight Leg, Caster, Painted Steel	\$288
LPPC2?@^	Straight Leg, Caster, Painted Steel, Package of Two	\$575
LPPALC	Straight Leg, Caster, Clear Anodized Aluminum	\$239
LPPALC2	Straight Leg, Caster, Clear Anodized Aluminum, Package of Two	\$478

Tip: Casters on anodized aluminum legs are always black



Plinth Worksurface Supports, Clear Anodized Aluminum

UULP	Square Plinth, 3.5"H, used between Landscape Storage and underside of worksurface	\$115
------	---	-------

Tip: Universal Landscape Storage can be found on page 364.

Tip: Contact designteam@enwork.com when using Universal Steel Storage.



O-Legs for Worksurfaces, with Levelers, package of one

LSQ18^	O-Leg for 18"D worksurfaces (actual size 16")	\$454
LSQ24^	O-Leg for 24"D worksurfaces (actual size 22")	\$474
LSQ30^	O-Leg for 30"D worksurfaces (actual size 28")	\$526
LSQ36^	O-Leg for 36"D worksurfaces (actual size 34")	\$579

Tip: For cable manager, order LPCMC.

Tip: For O-Legs for conference applications, see page 143.

Tip: Standard height is 27.75". For shorter heights put "X" in front of the part number and add \$118 list. For taller heights put "XX" in front and add \$118 list. Maximum worksurface height is 42".

Grid End Panels & Worksurface Supports

End Panel Product Specifications:

- > Edge: 3mm
- > 27.75" High x 1.25" thick

Ordering Information:

- > End Panels include levelers, brackets, and hardware.
- > A freight fee of \$150 net is assessed on orders less than \$1500 net. See page 13.


Part Number	Description	List Price (US\$)
-------------	-------------	-------------------



End Panel for Double-Sided Grid Workstations, Laminate

UEPDA24#	End panel for two 24"D 3mm Tops	\$640
UEPDA30#	End panel for two 30"D 3mm Tops	\$692
UEPDK24#	End panel for two 24"D Knife Tops	\$561
UEPDK30#	End panel for two 30"D Knife Tops	\$640

Tip: For use with Grid frames when power is above worksurface.



End Panels for Worksurfaces, Laminate with Levelers

EP1827A*#	End Panel for 18"D Worksurface	\$304
EP2427A*#	End Panel for 24"D Worksurface	\$343
EP3027A*#	End Panel for 30"D Worksurface	\$357
EP3627A*#	End Panel for 36"D Worksurface	\$406

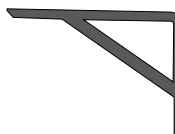
Tip: Intended for cosmetic purposes beside storage. If no storage is present order CABRACE below.

Tip: End panel does not attach to the panel system.



Mid Worksurface Support Panel, Laminate with Levelers

EP1027A#	Mid panel with levelers, 10"D	\$256
----------	-------------------------------	-------



End Panel Support Brace for Workstations

CABRACE	End Panel Support, Heavy Duty 11.5"D x 8"H	\$39
---------	--	------

Tip: Used when end panel has no storage nearby for support. Connects end panel to worksurface. One required per end panel.



Worksurface Support Braces, Black

NWBACE	Brace for worksurfaces w/ 54" or more of unsupported knee space, 52"W	\$95
--------	---	------

Tip: Two braces are required per table for depths of 36" or greater.

NZBRACEXX	Recessed brace for worksurfaces	\$196
-----------	---------------------------------	-------

Tip: Length/location of brace to be determined by Enwork Engineering.
Tip: NZBRACEXX is designed to be recessed into the underside of the worksurface.

Tip: Price includes routing of worksurface.

STEP 1 - End Panels for Worksurfaces Only

(*) Worksurface Application Suffix List:

- B Enwork Height-adjustable freestanding Tables (actual top depth and width 1-1/8" less than nominal)
- C Grid with no gap between worksurface and Frame (actual top depth matches nominal).
- D Grid with 1/2" gap between worksurface and Frame (actual top depth 1/2" less than nominal).
- V Grid with 1" gap between worksurface and Frame (actual top depth 1" less than nominal).

STEP 2 - Mid and End Panels

(#) Laminate Suffix List:

- 2 Formica Pecan Walnut (6996-26)
- 3 Formica Millennium Oak (5887-26)
- 4 Formica Scandi Rift Oak (8677-26)
- 5 Formica Pale Brushstroke (6997-58)
- 6 Formica Storm (912-58)
- A Formica Chelsea Maple (9238-58)
- E Formica Zen Grey (9243-58)
- F Formica Black (909-58)
- G Formica Graphite (837-58)
- H Formica Ceruse Gray Walnut (6994-26)
- K Formica Aged Ash (8844-WR)
- L Formica Formal Walnut (5782-NG)
- M Formica Classic White (9244-58)
- Q Formica Inked Oak (5792-PG)
- W Formica Brite White (459-58)
- X Formica Non-Premium (58, 43, MC, SP, and NT finishes), Formica Premium (WR, 42, 77, 46, RD), Wilsonart Non-Premium (-38, -60), and Wilsonart Premium (-07, -12, -18, -28, -52, -78)

Wilsonart virtual design library Y series laminates, Wilsonart Solicolor, and Formica ColorCore2 are not included in the above upcharges.

For pricing, contact designteam@enwork.com

Grid Electrical Components

STEP 1 - Receptacles

(*) Receptacle Color Suffix List

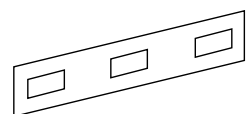
R Black
S Grey
W White

Ordering Information:

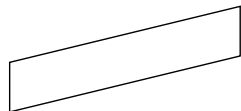
- > 90-degree and 120 degree power connector packages are on page 431.
- > 5-wire, 3 circuit power systems come with receptacles. Receptacles for other power systems are listed below.
- > **A freight fee of \$150 net is assessed on orders less than \$1500 net. See page 13.**

Part Number	Description	List Price (US\$)
		
Base Power Infeed for 5-Wire, 3-Circuit (standard) Powerways, Black		
UPHASE72	5-Wire Power Infeed, Black, for Hardwire, 72"	\$188
UPHASE120	5-Wire Power Infeed, Black, for Hardwire, 120"	\$285
UPHASE240	5-Wire Power Infeed, Black, for Hardwire, 240" (Power Poles)	\$468
<p>Tip: If Base Power Infeed is coming into the middle of a spine wall application then a splitter is required.</p> <p>Tip: Not required in 8-wire applications.</p>		
Base Power Infeed for 5-Wire, 3-Circuit (standard) Powerways, Metallic		
UPHASE72M	5-Wire Power Infeed, Metallic, for Hardwire, 72"	\$246
UPHASE120M	5-Wire Power Infeed, Metallic, for Hardwire, 120"	\$362
UPHASE240M	5-Wire Power Infeed, Metallic, for Hardwire, 240" (use with Power Poles)	\$543
		
<p>Tip: If Base Power Infeed is coming into the middle of a spine wall application then a Splitter must be ordered (see below).</p>		
UYCONN	3-Way Base Power Infeed Splitter	\$34
<p>Tip: If Base Power Infeed is coming into the middle of a spine wall application then a splitter is required.</p> <p>Tip: Not required in 8-wire applications.</p>		
Base Power Infeed for 8-Wire, 4-Circuit (optional) Powerways, Metallic		
UPHASE728W	8-Wire Power Infeed, Metallic, for Hardwire, 72"	\$237
UPHASE1208W	8-Wire Power Infeed, Metallic, for Hardwire, 120"	\$371
UPHASE2408W	8-Wire Power Infeed, Metallic, for Hardwire, 240" (use with Power Poles)	\$554
NYC Power Entry Kit, Bolt Mount		
UPHASE5NY	5-Wire Power Entry Kit, NYC, Bolt Mount, 15.59"	\$394
UPHASE8NY	8-Wire Power Entry Kit, NYC, Bolt Mount, 15.59"	\$394
		
Power Poles, Two Chamber, Clear Anodized Aluminum, 2.3"W x 2.3"D		
UPHPP10	Power Pole, 10'H	\$1,732
UPHPP12	Power Pole, 12'H	\$1,971
UPHPP15	Power Pole, 15'H	\$2,300
<p>Tip: Power Pole has a cable routing hole on side of pole at the bottom. Infeed passes through the hole, across the floor, and into hole at the bottom of the infeed leg. Additional hole(s) can be field cut to allow routing directly into the power system.</p> <p>Tip: Includes mounting hardware and ceiling trim plate.</p> <p>Tip: Power infeed not included. Order 240" Base Power Infeed separately.</p>		
Duplex Receptacles for 8-Wire, 4-Circuit Powerway		
15-Amp Duplex Receptacles		
		
AR815311^	15-amp Receptacle for 4-circuit (3+1 or 2+2) Powerway, Circuit 1	\$47
AR815312^	15-amp Receptacle for 4-circuit (3+1 or 2+2) Powerway, Circuit 2	\$47
AR815313^	15-amp Receptacle for 4-circuit (3+1 only) Powerway, Circuit 3	\$47
AR815223^	15-amp Receptacle for 4-circuit (2+2 only) Powerway, Circuit 3 (Dedicated)	\$47
AR815314^	15-amp Receptacle for 4-circuit (3+1 or 2+2) Powerway, Circuit 4 (Dedicated)	\$47
<p>15 amp</p>		
20-Amp Duplex Receptacles		
		
AR820311^	20-amp Receptacle for 4-circuit (3+1 or 2+2) Powerway, Circuit 1	\$51
AR820312^	20-amp Receptacle for 4-circuit (3+1 or 2+2) Powerway, Circuit 2	\$51
AR820313^	20-amp Receptacle for 4-circuit (3+1 only) Powerway, Circuit 3	\$51
AR820223^	20-amp Receptacle for 4-circuit (2+2 only) Powerway, Circuit 3 (Dedicated)	\$51
AR820314^	20-amp Receptacle for 4-circuit (3+1 or 2+2) Powerway, Circuit 4 (Dedicated)	\$51
<p>20 amp</p>		
<p>Tip: To add "controlled" stamp for California Title 24, add "C" to the end of the part number and add \$2 list.</p>		

Grid Electrical Retro-Fit Components



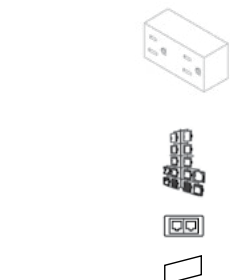
Part Number	Description	List Price (US\$)
Beltway Tiles with Power/Data Cutouts, Silver (usually ordered with Frame)		
UESP48	Beltway Tile for Standard or Mega Frame, P/D cutouts, 48"W	\$103
UESP60	Beltway Tile for Standard or Mega Frame, P/D cutouts, 60"W	\$114
UESP72	Beltway Tile for Standard or Mega Frame, P/D cutouts, 72"W	\$140
UESPM48	Beltway Tile for Mini Frame, P/D cutouts, 48"W	\$156
UESPM60	Beltway Tile for Mini Frame, P/D cutouts, 60"W	\$182
UESPM72	Beltway Tile for Mini Frame, P/D cutouts, 72"W	\$185



Beltway Tiles with No Power/Data Cutouts, Silver (usually ordered with Frame)		
UESN48	Beltway Tile for Standard or Mega Frame, no P/D cutouts, 48"W	\$103
UESN60	Beltway Tile for Standard or Mega Frame, no P/D cutouts, 60"W	\$114
UESN72	Beltway Tile for Standard or Mega Frame, no P/D cutouts, 72"W	\$140
UESNM48	Beltway Tile for Mini Frame, no P/D cutouts, 48"W	\$156
UESNM60	Beltway Tile for Mini Frame, no P/D cutouts, 60"W	\$182
UESNM72	Beltway Tile for Mini Frame, no P/D cutouts, 72"W	\$185



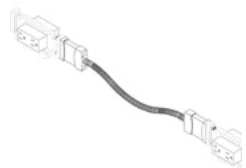
5-Wire, 3-Circuit Electrical Add-on Power Kit (usually ordered with Frame)		
UPK481	Power Kit for 48" Frame, 1-sided power	\$314
UPK601	Power Kit for 60" Frame, 1-sided power	\$401
UPK721	Power Kit for 72" Frame, 1-sided power	\$418
UPK482	Power Kit for 48" Frame, 2-sided power	\$384
UPK602	Power Kit for 60" Frame, 2-sided power	\$470
UPK722	Power Kit for 72" Frame, 2-sided power	\$486



5-Wire, 3-Circuit Receptacles - 15 amp, Grey (usually ordered as part of Frame)		
UREC1	Circuit 1 Receptacle, 15 amp	\$47
UREC2	Circuit 2 Receptacle, 15 amp	\$47
UREC3	Circuit 3 Receptacle, 15 amp	\$47
URDATA	Data Adapter Tree for beltway, Grey	\$27
PDDTR	Data Adapter Tree for beltway, Black	\$26
PDDTW	Data Adapter Tree for beltway, White	\$26
URDATA2	Data Adapter Plates, Grey	\$27
URBL	Blank Cover for unused Power/Data cutouts on Beltway, Grey	\$26

Tip: For black, contact designteam@enwork.com

5-Wire, 3-Circuit Jumpers for Pass-Thru (Usually ordered as part of Frame)		
UZJUMP48	Jumper for 48" Frame (66" actual)	\$167
UZJUMP60	Jumper for 60" Frame (78" actual)	\$213
UZJUMP72	Jumper for 72" Frame (90" actual)	\$225



8-Wire, 4-Circuit Electrical Add-on Power Kit (To Power Non-Powered Frames)		
UPK48-8TRAC	Power Kit for 48" Frame	\$361
UPK60-8TRAC	Power Kit for 60" Frame	\$401
UPK72-8TRAC	Power Kit for 72" Frame	\$418

8-Wire, 4-Circuit Jumpers for Pass-Thru (Usually ordered as part of Frame)		
UZ8JUMP48	Jumper for 48" Frame (66" actual)	\$219
UZ8JUMP60	Jumper for 60" Frame (78" actual)	\$240
UZ8JUMP72	Jumper for 72" Frame (90" actual)	\$269

Grid Topper Screens

STEP 1 - If Applicable

(?) Fabric Suffix List:

Free form fabric selection. Choose from Camira Era, Rivet, Manhattan, Carlow, or Lucia fabrics.

Tip: To view fabric colors or to order samples go to www.camirafabrics.com/us.

Tip: For COM yardage, see page 16.

STEP 1 - Slotted Modesty Panels

(^) Paint Suffix List

G Storm
R Black
S Silver
T Medium Tone
W Arctic White
Z Other

TBD

Tip: Some Steelcase, Miller/Knoll, Haworth, and Allsteel paints are available for \$1000 list fee per order. Call/email for availability of specific colors. Additional custom paints (e.g. Tiger Dry Lac) must be quoted through designteam@enwork.com.

Product Specifications:

> Acoustic topper screen width is true to workstation size. Non-acoustic topper screens are undersized by 2.25".

Ordering Information:

> Some products may be available for quick ship. Contact info@enwork.com.

> **A freight fee of \$150 net is assessed on orders less than \$1500 net. See page 13.**



Part Number	Description	List Price (US\$)
-------------	-------------	-------------------

Acrylic Topper Screens for Frames, 11.25"H

UMTP48	Acrylic Topper Screen, 48"W	\$206
UMTP60	Acrylic Topper Screen, 60"W	\$237
UMTP72	Acrylic Topper Screen, 72"W	\$338

Non-Tackable Fabric Topper Screens for Frames, 11.25"H

UMTPN48?	Non-Tackable Fabric Topper Screen, 48"W	\$521
UMTPN60?	Non-Tackable Fabric Topper Screen, 60"W	\$629
UMTPN72?	Non-Tackable Fabric Topper Screen, 72"W	\$783

Tackable Fabric Topper Screens for Frames, 11.25"H

UMTPF48?	Tackable Fabric Topper Screen, 48"W	\$580
UMTPF60?	Tackable Fabric Topper Screen, 60"W	\$755
UMTPF72?	Tackable Fabric Topper Screen, 72"W	\$848

Markerboard Glass Topper Screens for Frames, 11.25"H

UMTPG48	Markerboard Glass Topper Screen, 48"W	\$508
UMTPG60	Markerboard Glass Topper Screen, 60"W	\$654
UMTPG72	Markerboard Glass Topper Screen, 72"W	\$775

Tip: Product consists of two 1/8" pieces of tempered glass with white laminated sides bonded together.

Frosted Glass Topper Screens for Frames, 11.25"H

UMTPY48	Frosted Glass Topper Screen, 48"W	\$626
UMTPY60	Frosted Glass Topper Screen, 60"W	\$791
UMTPY72	Frosted Glass Topper Screen, 72"W	\$956

Acid-Etched (Frosted) Glass Topper Screen with Large Knots Design for Frames, 11.25"H

UMTPW48	Large Knots Pattern Etched Glass Topper Screen, 48"W	\$669
UMTPW60	Large Knots Pattern Etched Glass Topper Screen, 60"W	\$836
UMTPW72	Large Knots Pattern Etched Glass Topper Screen, 72"W	\$1,004

Tip: Product consists of one 1/4" piece of tempered glass with Large Knots design laser-etched on one side.

Grid Modesty Panel

Ordering Information:

> A freight fee of \$150 net is assessed on orders less than \$1500 net. See page 13.



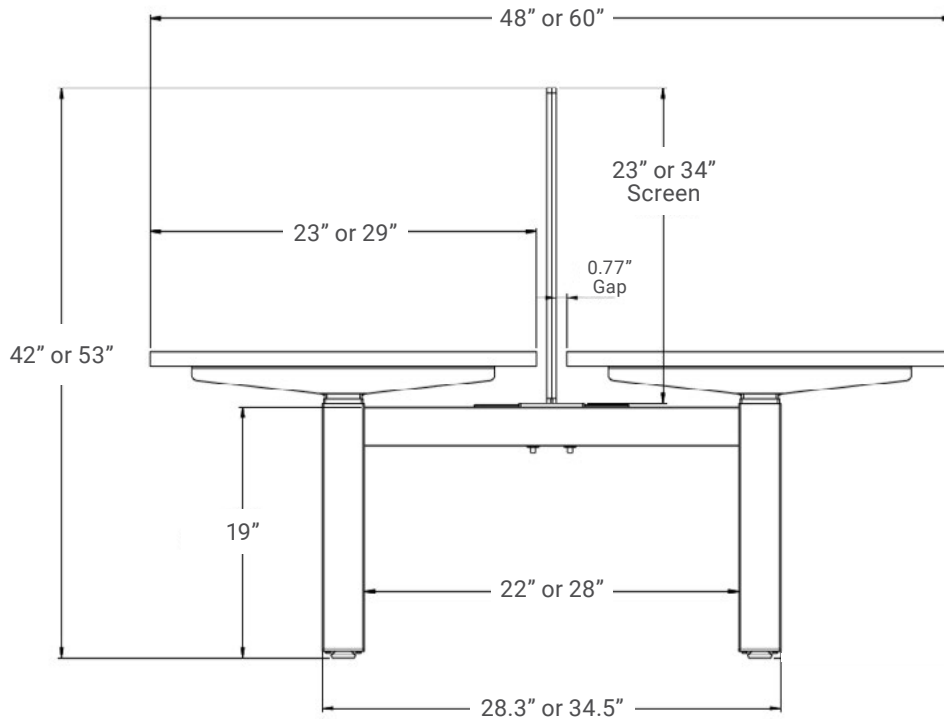
Part Number	Description	List Price (US\$)
Slotted Modesty Panels for Frames, Painted Steel, 12”H		
UMP48^	Slotted Modesty Panel, 48”W	\$197
UMP60^	Slotted Modesty Panel, 60”W	\$258
UMP72^	Slotted Modesty Panel, 72”W	\$269

Tip: Can also be used on Ambition Beams.

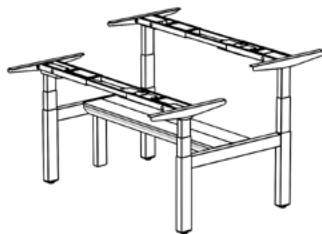
BENCHING ENVIRONMENT UNIVERSAL PRODUCTS
 See pages 336-370 for additional benching products, including:
 Worksurfaces
 Storage
 Screens & Modesty Panels

XTB4 Linked Benching Overview

Standard Frame - XTB4

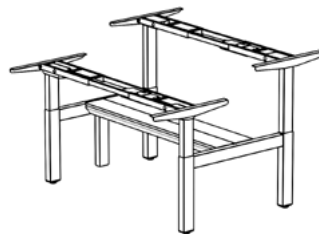


Bases for XTB Linked Benching



ANSI/BIFMA Electric

- Worksurface adjustable between 23"- 48" (including top)
- 220 lbs load capacity.
- Optional programmable controller
- Includes anti-collision
- Triple tube legs



Sit-Stand Electric

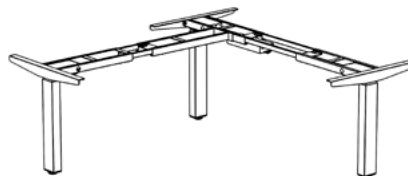
- Worksurface adjustable between 27"- 47" (including top)
- 220 lbs load capacity.
- Optional programmable controller
- Includes anti-collision
- Dual tube legs

Applications

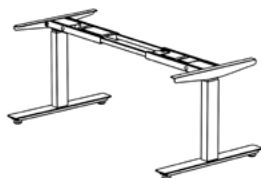
- Bases are specific for the application:
 - Double-Sided:
 - 24" or 30"D rectangle worksurface (two straight legs)
 - 24" or 30"D on spine extended corner worksurface (three straight legs)
 - Single-Sided:
 - 24"D rectangle worksurface (T-legs)
 - 30"D rectangle worksurface (T-legs)
 - 120 planning:
 - 24"D worksurface (three straight legs)
- Bases for Double-Sided and Single-Sided applications include adjustable top support cross bars for use with 48"-72"W worksurfaces.
- Bases for 120 applications are for use with 48"W worksurfaces.



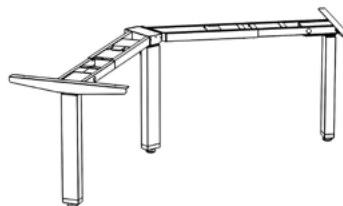
Double-Sided Rectangle



Double-Sided Extended Corner



Single-Sided Rectangle

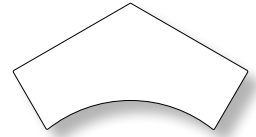


120 Planning

Planning - XTB4 Flexible Benching

Worksurfaces

- Ordered Separately.
- Rectangle bases fit tops 24" or 30"D and 48" - 72" W.
- Double-Sided extended corner bases fit tops 24" or 30"D and 48" - 72"W.
- 120 Bases fit tops 24"D x 24"D x 48"W x 48"W.
- Worksurfaces are undersized in width and depth for cable management and safety (to minimize pinch-points).
- Worksurfaces for XTB4 Benches must be specified with "B" in Step 2.




Power/Data and Cable Management

- Each user has four receptacle openings and two data openings.
- XTB4 Power system is 4-circuit, 8-wire.
- Power/data access is provided by removable trough covers.
- Electric bases plug into one outlet in the trough.
- Above worksurface power access can be provided with a Dean clamp-on power unit.
- Vertical cable managers between worksurface and power trough are included.

Privacy

- Fabric Topper screens are 24"H.
- Frosted Acrylic and Acoustic Privacy Screens are 34"H.
- Multiple types of screens are available for side-to-side privacy.
- End panels can be specified for additional privacy below the worksurface.



Specifying XTB4 Flexible, Height-Adjustable Benches

Specifying XTB4 Flexible, Height-adjustable Benches

Step 1 – Pick your Base Configuration

- Pick from two Height-Adjustable options: sit/stand electric (2-tube) and BIFMA range electric (3-tube).
- Different bases are used for Double-sided rectangle, Double-sided extended corner, Single-sided, and 120 planning
- Double-Sided and Single-Sided XTB4 bases include expanding worksurface supports to fit 48" - 72"W Frames
- 120 degree XTB4 bases fit 24" x 24" x 48" x 48" tops.
- Extended corner bases fit worksurfaces 48"-72"W, 24" or 30"D
- Includes electrical jumpers between blocks

Step 2 – Choose Receptacles and Infeed

Step 3 – Select Worksurfaces

- 24" or 30"D Straight worksurfaces fit Double- and Single-Sided rectangle bases.
- 24"D x 24"D x 48"W x 48"W tops fit 120 Bases.
- Worksurfaces are undersized in width and depth for cable management and safety (to minimize pinch-points).
- Worksurfaces for XTB4 Benches must be specified with "B" in Step 2.

Step 4 – Incorporate Privacy components

- Topper Screens, Privacy Screens, and End Panels
- Numerous attachment and material options including acrylic, whiteboard, magnetic whiteboard, fabric.

Step 5 – Finish with Storage Components

- Mobile Peds, Fixed Peds, Laterals, Bookcases, and Towers.

XTB4 Double-Sided Linked Bench for Rectangle Tops

STEP 1

(@) Top Depth Suffix List

- 2 For use with 24"D tops
- 3 For use with 30"D tops

STEP 2

(*) Top Width Suffix List

- A For use with 48"W tops
- B For use with 54"W tops
- C For use with 60"W tops
- D For use with 72"W tops

STEP 3

(^) Paint Suffix List

- G Storm (black wire manager)
- R Black (black wire manager)
- S Silver (grey wire manager)
- T Medium Tone (black wire manager)
- W Arctic White (white wire manager)
- Z Other TBD

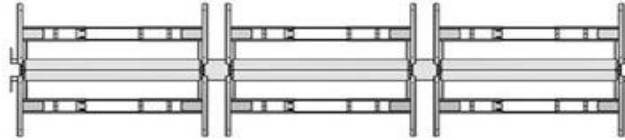
Tip: Some Steelcase, Miller/Knoll, Haworth, and Allsteel paints are available for \$1000 list fee per order. Call/email for availability of specific colors. Additional custom paints (e.g. Tiger Dry Lac) must be quoted through designteam@enwork.com.

Product Specifications:

- > Includes vertical cable manager between power trough and worksurface
- > Includes one infeed leg
- > Tops ordered separately.
- > Includes power trough with openings for 2 duplex receptacles and 2 data per user. Receptacles and base power infeed ordered separately.
- > Bases must be assembled.
- > Electric bases adjust via up/down controller, optional programmable display available.
- > Standard range bases adjust 27" - 47" including top.
- > BIFMA range bases adjust 23" - 48" including top.
- > Power system is 8-wire, 4-circuit

Ordering Information:

- > A freight fee of \$150 net is assessed on orders less than \$1500 net. See page 13.



Part Number	Description	List Price (US\$)
XTB4 Bases - Standard Range Electric, Double-Sided with Power Trough		
UNDRPE2@*^	2-Pack for Rectangle Tops	\$4,826
UNDRPE4@*^	4-Pack for Rectangle Tops	\$10,036
UNDRPE6@*^	6-Pack for Rectangle Tops	\$15,211
UNDRPE8@*^	8-Pack for Rectangle Tops	\$20,395
UNDRPEA@*^	10-Pack for Rectangle Tops	\$25,569
UNDRPEB@*^	12-Pack for Rectangle Tops	\$30,752
XTB4 Bases - BIFMA Range Electric, Double-Sided with Power Trough		
UNDRPB2@*^	2-Pack for Rectangle Tops	\$5,152
UNDRPB4@*^	4-Pack for Rectangle Tops	\$10,672
UNDRPB6@*^	6-Pack for Rectangle Tops	\$16,177
UNDRPB8@*^	8-Pack for Rectangle Tops	\$21,674
UNDRPBA@*^	10-Pack for Rectangle Tops	\$27,168
UNDRPBB@*^	12-Pack for Rectangle Tops	\$32,673

XTB4 Single-Sided Linked Bench for Rectangle Tops

Product Specifications:

- > Includes vertical cable manager between power trough and worksurface
- > Includes one infeed leg
- > Tops ordered separately.
- > Includes power trough with openings for 2 duplex receptacles and 2 data per user.
Receptacles and base power infeed ordered separately.
- > Bases must be assembled.
- > Electric bases adjust via up/down controller, optional programmable display available.
- > Standard range bases adjust 27" - 47" including top.
- > BIFMA range bases adjust 23" - 48" including top.
- > Power system is 8-wire, 4-circuit

Ordering Information:

- > A freight fee of \$150 net is assessed on orders less than \$1500 net. See page 13.



Part Number	Description	List Price (US\$)
XTB4 Bases - Standard Range Electric, Single-Sided with Power Trough		
UNSRPE1@*^	1-Pack for Rectangle Tops	\$3,153
UNSRPE2@*^	2-Pack for Rectangle Tops	\$6,671
UNSRPE3@*^	3-Pack for Rectangle Tops	\$10,129
UNSRPE4@*^	4-Pack for Rectangle Tops	\$13,597
UNSRPE5@*^	5-Pack for Rectangle Tops	\$17,067
UNSRPE6@*^	6-Pack for Rectangle Tops	\$20,471
XTB4 Bases - BIFMA Range Electric, Single-Sided with Power Trough		
UNSRPB1@*^	1-Pack for Rectangle Tops	\$3,324
UNSRPB2@*^	2-Pack for Rectangle Tops	\$6,990
UNSRPB3@*^	3-Pack for Rectangle Tops	\$10,624
UNSRPB4@*^	4-Pack for Rectangle Tops	\$14,258
UNSRPB5@*^	5-Pack for Rectangle Tops	\$17,893
UNSRPB6@*^	6-Pack for Rectangle Tops	\$21,412

XTB4 Linked Bench for 120 Degree Tops

STEP 1

(^) Paint Suffix List

G Storm (black wire manager)
 R Black (black wire manager)
 S Silver (grey wire manager)
 T Medium Tone (black wire manager)
 W Arctic White (white wire manager)
 Z Other TBD

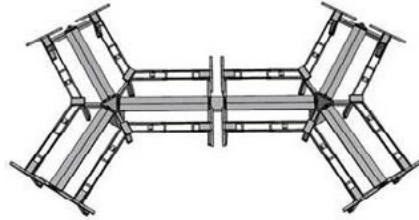
Tip: Some Steelcase, Miller/Knoll, Haworth, and Allsteel paints are available for \$1000 list fee per order. Call/email for availability of specific colors. Additional custom paints (e.g. Tiger Dry Lac) must be quoted through designteam@enwork.com.

Product Specifications:

- > Includes vertical cable manager between power trough and worksurface
- > Includes one infeed leg
- > 120 bases fit 24" x 24" x 48" x 48" tops
- > Tops ordered separately.
- > Includes power trough with openings for 4 duplex receptacles and 4 data per user. Receptacles and base power infeed ordered separately.
- > Bases must be assembled.
- > Electric bases adjust via up/down controller, optional programmable display available.
- > Standard range bases adjust 27" - 47" including top.
- > BIFMA range bases adjust 23" - 48" including top.

Ordering Information:

- > A freight fee of \$150 net is assessed on orders less than \$1500 net. See page 13.



Part Number	Description	List Price (US\$)
XTB4 Bases - 120 Degree, 6-pack with 24"D tops		
UN11PE6^	Standard Range Electric with Power Trough	\$25,255
UN11PB6^	BIFMA Range Electric with Power Trough	\$26,249
XTB4 Bases - 120 Degree, 3-pack with 24"D tops		
UN11PE3^	Standard Range Electric with Power Trough	\$12,432
UN11PB3^	BIFMA Range Electric with Power Trough	\$12,940

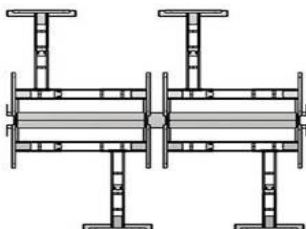
XTB4 Double-Sided Linked Bench for Extended Corner Tops

Product Specifications:

- > Includes vertical cable manager between power trough and worksurface
- > Includes one infeed leg
- > Tops ordered separately.
- > Includes power trough with openings for 2 duplex receptacles and 2 data per user.
Receptacles and base power infeed ordered separately.
- > Bases must be assembled.
- > Electric bases adjust via up/down controller, optional programmable display available.
- > Standard range bases adjust 27" - 47" including top.
- > BIFMA range bases adjust 23" - 48" including top.
- > Power system is 8-wire, 4-circuit.
- > Base cross bars adjust for 48"-72"W returns.

Ordering Information:

- > A freight fee of \$150 net is assessed on orders less than \$1500 net. See page 13.



Part Number	Description	List Price (US\$)
-------------	-------------	-------------------

XTB4 Bases - Standard Range Electric, Double-Sided with Power Trough

UNDEPE2@*^	2-Pack for Extended Corner Tops	\$6,771
UNDEPE4@*^	4-Pack for Extended Corner Tops	\$13,919
UNDEPE6@*^	6-Pack for Extended Corner Tops	\$21,042
UNDEPE8@*^	8-Pack for Extended Corner Tops	\$27,449
UNDEPEA@*^	10-Pack for Extended Corner Tops	\$34,389
UNDEPEB@*^	12-Pack for Extended Corner Tops	\$41,327

XTB4 Bases - BIFMA Range Electric, Double-Sided with Power Trough

UNDEPB2@*^	2-Pack for Extended Corner Tops	\$7,395
UNDEPB4@*^	4-Pack for Extended Corner Tops	\$15,187
UNDEPB6@*^	6-Pack for Extended Corner Tops	\$22,936
UNDEPB8@*^	8-Pack for Extended Corner Tops	\$30,004
UNDEPBA@*^	10-Pack for Extended Corner Tops	\$37,583
UNDEPBB@*^	12-Pack for Extended Corner Tops	\$45,162

STEP 1

(@) Top Depth Suffix List

- 2 For use with 24"D tops on spine
- 3 For use with 30"D tops on spine

STEP 2

(*) Top Width Suffix List

- C For use with 60"W tops along spine
- D For use with 72"W tops along spine

STEP 3

(*) Paint Suffix List

- G Storm (black wire manager)
- R Black (black wire manager)
- S Silver (grey wire manager)
- T Medium Tone (black wire manager)
- W Arctic White (white wire manager)
- Z Other TBD

Tip: Some Steelcase, Miller/Knoll, Haworth, and Allsteel paints are available for \$1000 list fee per order. Call/email for availability of specific colors. Additional custom paints (e.g. Tiger Dry Lac) must be quoted through designteam@enwork.com.

XTB4 Topper Screen

STEP 1 - Topper Screen Only

(?) Fabric Suffix List:

Free form fabric selection. Choose from Camira Era, Rivet, Manhattan, Carlow, or Lucia fabrics.

Tip: To view fabric colors or to order samples go to www.camirafabrics.com/us.

Tip: For COM yardage, see page 16.

Ordering Information:

> Optional cover caps are available to aesthetically cover privacy screen mounting holes when topper screens are not ordered. See page 448.

Ordering Information:

> **A freight fee of \$150 net is assessed on orders less than \$1500 net. See page 13.**

Part Number	Description	List Price (US\$)
Topper Screens for Double-Sided XTB4 Workstations, 23"H, Tackable, Quantity of 1		
UNSC48T?	Tackable Topper Screen, Double-Sided, 48"W	\$679
UNSC48TCOM	Tackable Topper Screen COM, Double-Sided, 48"W	\$679
UNSC54T?	Tackable Topper Screen, Double-Sided, 54"W	\$853
UNSC54TCOM	Tackable Topper Screen COM, Double-Sided, 54"W	\$853
UNSC60T?	Tackable Topper Screen, Double-Sided, 60"W	\$865
UNSC60TCOM	Tackable Topper Screen COM, Double-Sided, 60"W	\$865
UNSC72T?	Tackable Topper Screen, Double-Sided, 72"W	\$919
UNSC72TCOM	Tackable Topper Screen COM, Double-Sided, 72"W	\$919
Topper Screens for Single-Sided XTB4 Workstations, 23"H Tackable, Quantity of 1		
UNSC48SS?	Tackable Topper Screen, Single-Sided, 48"W	\$602
UNSC48SSCOM	Tackable Topper Screen COM, Single-Sided, 48"W	\$602
UNSC54SS?	Tackable Topper Screen, Single-Sided, 54"W	\$740
UNSC54SSCOM	Tackable Topper Screen COM, Single-Sided, 54"W	\$740
UNSC60SS?	Tackable Topper Screen, Single-Sided, 60"W	\$758
UNSC60SSCOM	Tackable Topper Screen COM, Single-Sided, 60"W	\$758
UNSC72SS?	Tackable Topper Screen, Single-Sided, 72"W	\$806
UNSC72SSCOM	Tackable Topper Screen COM, Single-Sided, 72"W	\$806

XTB4 Topper Screen and End Panels

Product Specifications

- > Optional cover caps are available to aesthetically cover privacy screen mounting holes when topper screens are not ordered. See page 448.
- > 34"H topper screens are an overall height of 53" from the floor.
- > Acrylic material is 1/4" thick. Acoustic material is 1/2" thick.
- > Laminate end Panels are 1.25" thick.
- > End Panels include adjustable slides for leveling.

Ordering Information:

- > A freight fee of \$150 net is assessed on orders less than \$1500 net. See page 13.

Part Number	Description	List Price (US\$)
Topper Screens for Double-Sided XTB4 Workstations, 34"H, Frosted Acrylic, Quantity of 1		
UNSC48A^	Frosted Acrylic Privacy Screen, Double-Sided, 48"W	\$785
UNSC54A^	Frosted Acrylic Privacy Screen, Double-Sided, 54"W	\$785
UNSC60A^	Frosted Acrylic Privacy Screen, Double-Sided, 60"W	\$785
UNSC72A^	Frosted Acrylic Privacy Screen, Double-Sided, 72"W	\$1,151
Topper Screens for Single-Sided XTB4 Workstations, 34"H, Frosted Acrylic, Quantity of 1		
UNSC48SA^	Frosted Acrylic Privacy Screen, Single-Sided, 48"W	\$785
UNSC54SA^	Frosted Acrylic Privacy Screen, Single-Sided, 54"W	\$785
UNSC60SA^	Frosted Acrylic Privacy Screen, Single-Sided, 60"W	\$785
UNSC72SA^	Frosted Acrylic Privacy Screen, Single-Sided, 72"W	\$1,151
Topper Screens for Double-Sided XTB4 Workstations, 34"H, Acoustic, Quantity of 1		
UNSC48M^&	Acoustic Privacy Screen, Double-Sided, 48"W	\$792
UNSC54M^&	Acoustic Privacy Screen, Double-Sided, 54"W	\$903
UNSC60M^&	Acoustic Privacy Screen, Double-Sided, 60"W	\$1,119
UNSC72M^&	Acoustic Privacy Screen, Double-Sided, 72"W	\$1,119
Topper Screens for Single-Sided XTB4 Workstations, 34"H, Acoustic, Quantity of 1		
UNSC48SM^&	Acoustic Privacy Screen, Single-Sided, 48"W	\$792
UNSC54SM^&	Acoustic Privacy Screen, Single-Sided, 54"W	\$903
UNSC60SM^&	Acoustic Privacy Screen, Single-Sided, 60"W	\$1,129
UNSC72SM^&	Acoustic Privacy Screen, Single-Sided, 72"W	\$1,129
End Panel for XTB4 Workstations, Laminate, 29"H, Quantity of 1		
UNEP483^#	XTB4 End Panel, for 24"D Double-Sided units, 29"H	\$769
UNEP603^#	XTB4 End Panel, for 30"D Double-Sided units, 29"H	\$816
UNEP243^#	XTB4 End Panel, for 24"D Single-Sided units, 29"H	\$535
UNEP303^#	XTB4 End Panel, for 30"D Single-Sided units, 29"H	\$572
End Panel for XTB4 Workstations, Laminate, 53"H, Quantity of 1		
UNEP53483^#	XTB4 End Panel, for 24"D Double-Sided Units, 53"H	\$1,076
UNEP53603^#	XTB4 End Panel, for 30"D Double-Sided Units, 53"H	\$1,340
UNEP53243^#	XTB4 End Panel, for 24"D Single-Sided Units, 53"H	\$772
UNEP53303^#	XTB4 End Panel, for 30"D Single-Sided Units, 53"H	\$878

STEP 1 -

(^) Paint Suffix List

G	Storm	
R	Black	
S	Silver	
T	Medium Tone	
W	Arctic White	
Z	Other	TBD

Tip: Some Steelcase, Miller/Knoll, Haworth, and Allsteel paints are available for \$1000 list fee per order. Call/email for availability of specific colors. Additional custom paints (e.g. Tiger Dry Lac) must be quoted through designteam@enwork.com.

STEP 2 - (Acoustic Topper Screens Only)

(&) Acoustic Color Suffix List:

L	Storm	
M	Black	
C	Silver	
Z	Medium Tone	TBD

STEP 2 - (End Panels Only)

(#) Laminate Suffix List:

2	Formica Pecan Walnut (6996-26)	
3	Formica Millennium Oak (5887-26)	
4	Formica Scandi Rift Oak (8677-26)	
5	Formica Pale Brushstroke (6997-58)	
6	Formica Storm (912-58)	
A	Formica Chelsea Maple (9238-58)	
E	Formica Zen Grey (9243-58)	
F	Formica Black (909-58)	
G	Formica Graphite (837-58)	
H	Formica Ceruse Gray Walnut (6994-26)	
K	Formica Aged Ash (8844-WR)	
L	Formica Formal Walnut (5782-NG)	
M	Formica Classic White (9244-58)	
Q	Formica Inked Oak (5792-PG)	
W	Formica Brite White (459-58)	
X	Formica Non-Premium (58,43, MC, SP, and NT finishes), Formica Premium (WR, 42, 77, 46, RD), Wilsonart Non-Premium (-38, -60), and Wilsonart Premium (-07, -12, -18, -28, -52, -78)	+ 15%

Wilsonart virtual design library Y series laminates, Wilsonart Solicolor, and Formica ColorCore2 are not included in the above upcharges.

For pricing, contact designteam@enwork.com

XTB4 Accessories & Electrical Components




STEP 1

(^) Receptacle Color Suffix List:

G Grey
R Black
W White

Ordering Information:

> A freight fee of \$150 net is assessed on orders less than \$1500 net. See page 13.

Part Number	Description	List Price (US\$)
Base Power Infeed for 8-Wire, 4-Circuit (optional) Powerways, Metallic		
UPHASE728W	8-Wire Power Infeed, Metallic, for Hardwire, 72"	\$237
UPHASE1208W	8-Wire Power Infeed, Metallic, for Hardwire, 120"	\$371
UPHASE2408W	8-Wire Power Infeed, Metallic, for Hardwire, 240" (use with Power Poles)	\$554
NYC Power Entry Kit, Bolt Mount, 72" Length		
UPHASE8NY	8-Wire Power Entry Kit, NYC, Bolt Mount, 15.59"	\$394
Power Poles, Two Chamber, Clear Anodized Aluminum, 2.3"W x 2.3"D		
UPHPP10	Power Pole, 10'H	\$1,732
UPHPP12	Power Pole, 12'H	\$1,971
UPHPP15	Power Pole, 15'H	\$2,300
 <p>Tip: Power Pole has a cable routing hole on side of pole at the bottom. Infeed passes through the hole, across the floor, and into hole at the bottom of the infeed leg. Additional hole(s) can be field cut to allow routing directly into the power system. Tip: Includes mounting hardware and ceiling trim plate. Tip: Power infeed not included. Order 240" Base Power Infeed separately.</p>		
Duplex Receptacles for 8-Wire, 4-Circuit Powerway		
15-Amp Duplex Receptacles		
AR815311^	15-amp Receptacle for 4-circuit (3+1 or 2+2) Powerway, Circuit 1	\$47
AR815312^	15-amp Receptacle for 4-circuit (3+1 or 2+2) Powerway, Circuit 2	\$47
AR815313^	15-amp Receptacle for 4-circuit (3+1 only) Powerway, Circuit 3	\$47
AR815223^	15-amp Receptacle for 4-circuit (2+2 only) Powerway, Circuit 3 (Dedicated)	\$47
AR815314^	15-amp Receptacle for 4-circuit (3+1 or 2+2) Powerway, Circuit 4 (Dedicated)	\$47
 <p>15 amp</p>		
20-Amp Duplex Receptacles		
AR820311^	20-amp Receptacle for 4-circuit (3+1 or 2+2) Powerway, Circuit 1	\$51
AR820312^	20-amp Receptacle for 4-circuit (3+1 or 2+2) Powerway, Circuit 2	\$51
AR820313^	20-amp Receptacle for 4-circuit (3+1 only) Powerway, Circuit 3	\$51
AR820223^	20-amp Receptacle for 4-circuit (2+2 only) Powerway, Circuit 3 (Dedicated)	\$51
AR820314^	20-amp Receptacle for 4-circuit (3+1 or 2+2) Powerway, Circuit 4 (Dedicated)	\$51
 <p>20 amp</p>		
<p>Tip: To add "controlled" stamp for California Title 24, add "C" to the end of the part number and add \$2 list.</p>		
Cover Caps (Optional, when no privacy screen is ordered)		
UNDPS	Cover Cap Set for Double-Sided XTB4 2-Pack	\$54
UNSSPS	Cover Cap Set for Single-Sided XTB4 Workstation	\$56
Programmable Controller with Digital Read-Out Display (Optional)		
UNSWITCH	XTB4 Programmable Controller, Digital Display	\$76

Notes

Notes

Cayman

Cayman

Introduction

Cayman redefines comfort and elegance in the private office by creating an environment that will delight its users. Cayman is the industry-leading private office solution in the following ways:

1. Cutting Edge Design
2. Creature Comforts
3. A Facility Manager's Dream

Let's explore them all further:

Cutting Edge Design

Cayman leads the way with incredible aesthetic features:

- Clean, crisp lines
- Cantilevered work surfaces
- Elegantly shaped solid aluminum shelving with optional integrated low-profile recessed LED lighting
- Mixed materials
- Single slab floating plinth base
- Completely hidden and integrated vertical and horizontal cable management
- Easy-access user power and technology storage
- Collaboration friendly with unique top shapes
- Add-On Modules are specified by the inch for uniquely sized office footprints that fit perfectly within walls
- Multi-material walls that are perfectly flush
- Drawer body laminate matches case laminate.

Creature Comforts

Cayman brings the comforts of home into the workplace.

These features support high-performing teams and executives:

- Fully integrated home office at work. Every item has its place:
 - Printer
 - Microwave
 - Coffee Maker
 - Refrigerator
 - Sound Bar
 - Large Monitors
 - Phones
 - Numerous perfectly placed electrical outlets
- One button dimmable LED lighting
- A place for all your stuff... shoes, food, coats and more
- Soft close drawers and doors for an exceptional feel! (Exception: Side-Access Slide-Out Wardrobe door)

A Facility Manager's Dream

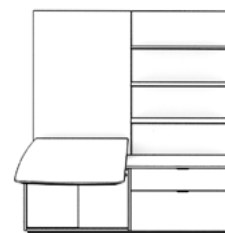
- Reconfigure with ease. Cayman is standard with its own structure system so it does not hang on drywall. Cayman is minimally tethered to drywall to counteract cantilevered top loads.
- Arrives sub-assembled, installs in less than an hour per office depending on the typical.
- Easy to specify offices with popular pre-configured typicals using only one part number!
- Turnkey your office with one-stop shopping for high-end appliances.

Cayman

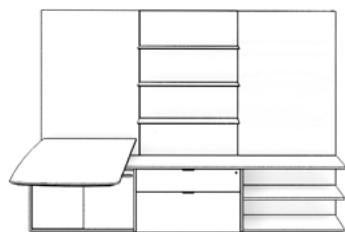
Understanding Cayman for Specification

Cayman is a modular independent wall based furniture product that is available in two heights: 66”H Standard height and 80”H Executive height. Cayman at its core is an incredible private office solution that is also a great fit for supporting high performing teams in video conference and collaboration spaces.

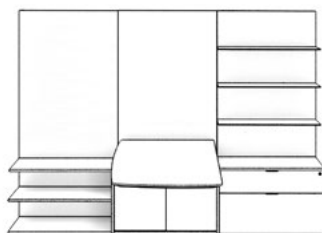
Cayman is easily specified by selecting one of the following **10 typicals**:



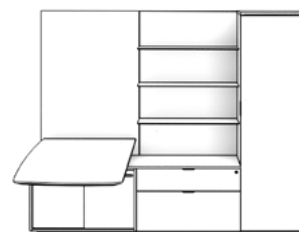
Typical 1
Base Office A



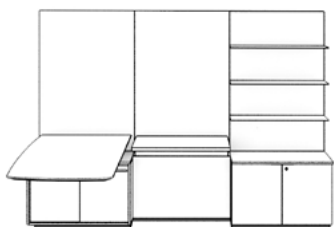
Typical 2
Base Office A w/ Add-On Module



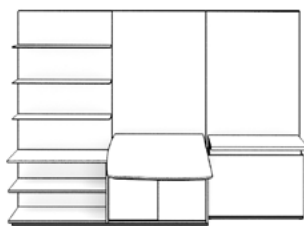
Typical 3
Base Office A w/ Add-On Module



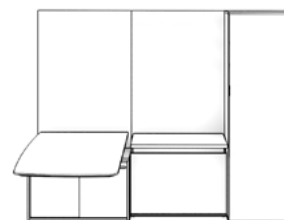
Typical 4
Base Office A w/ Tower



Typical 5
Base Office B w/ Add-On Module
(w/ Optional Shelves)



Typical 6
Base Office B w/ Add-On Module



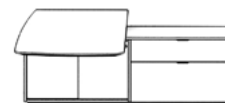
Typical 7
Base Office B w/ Tower



Typical 8
Base Office A w/ Add-On
Module and Tower



Typical 9
Base Office B w/ Add-On Module and
Tower
(w/ Optional Shelves)



Typical 10
Base Office A
(without Work Wall)

Cayman

Each typical consists of the following modules:

- Base Office A or B
- Optional Tower Modules
- Optional Add-On Modules

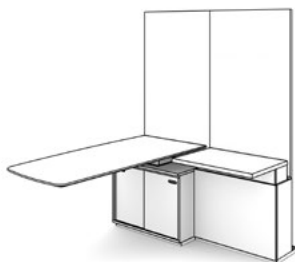
Let's explore each...

Base Offices

Base Office A and B are 72" wide consisting of two 36" wide walls and cabinets. Included in both are a 72"W cantilevered worksurface (fixed-height or electric-height adjustable with a range of 29" – 45" via programmable switch). Beneath the cantilevered worksurface is a sliding acrylic door cabinet with shelves (note: the interior of the cabinet houses the worksurface vertical support as well which is clad in laminate). See below:



Base Office A
(Shelf quantity varies by height)



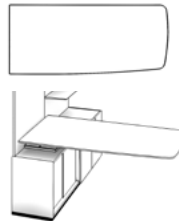
Base Office B

Base Office A has cabinet options on the return while Base Office B has an electric height adjustable worksurface return (24"D x 34"W) designed to be an executive email station. The height adjustable return is independent of the height adjustable cantilever top (if selected). The adjustable return has a height range of 29" - 48" and comes with a programmable handset.

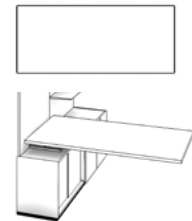
Cantilevered Worksurface

The Cayman shape worksurface is designed for collaboration by using gentle curves and radiused corners along the guest edges to create an approachable and comfortable aesthetic. All worksurfaces include a cantilevered arm support underneath the top with a removable cable access cover. Cayman-Shape and Wedge worksurfaces have a knife edge and rectangle worksurfaces have 3mm edge. Worksurfaces support 200 pound loads. 18" of the 72" width is over the cabinet and 54" is beyond the cabinet with open kneespace.

There are three top options for cantilevered private office worksurfaces:



Option 1 - Cayman-Shape
34"D x 72"W
(with knife edge)



Option 2 and 3 - Rectangle
30"D x 72"W or 34"D x 72"W
(with 3mm edge)

There are two options for conferencing tops:



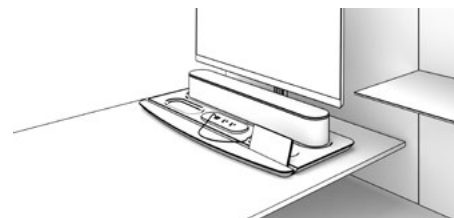
Cayman-Shape Conference
34"D x 72"W (with knife edge)



Wedge Conference
34"/27"D x 72"W (with knife edge)

Utility Tray

The optional Utility Tray naturally defines and supports a collaboration space. The tray is a beautifully sculpted and painted MDF product that includes ultra-slim profile power (2 power outlets, USB A+C), a dedicated sound bar and marker storage area along with phone holding capability (sound bar not included). The tray is placed at the wall end of the cantilevered worksurface.



If the Utility Tray is specified, the top will come with a cut-out for power module access. The Utility Tray is 29"W x 13"D. White trays come with a white power module. Black trays come with a black power module. All other paints come with a grey power module.

Cayman

Base Office Walls

Wall choices above the cantilevered worksurface and return include: laminate, tackable fabric or glass markerboards (non-magnetic). Open shelving and closed Overhead Cabinet options are also available.

Base Office Cantilevered Worksurface Wall Options (66" and 80"H)



Laminate, Fabric, Back-painted Glass Whiteboard



Laminate, Fabric, w/ Shelf



Laminate, Fabric, w/ Overhead Cabinet

CAYMAN PRIVATE OFFICE

Base Office A Return Wall Options



66"H Laminate, Fabric w/ 2 Shelves



66"H Laminate, Fabric w/ Overhead Cabinet and Shelf



66"H Back-painted Glass Whiteboard



80"H Laminate, Fabric w/ 3 Shelves



80"H Laminate, Fabric w/ Overhead Cabinet and 2 Shelves



80"H Back-painted Glass Whiteboard

Base Office B Height Adjustable Return Wall Options (66" and 80"H)



Laminate, Fabric



Laminate, Fabric, w/ Shelf*



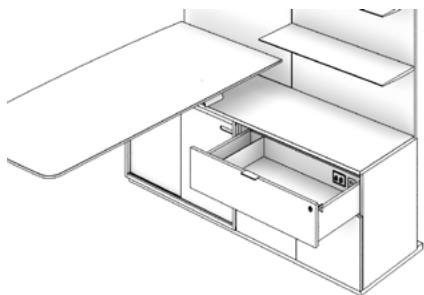
Laminate, Fabric, w/ Overhead Cabinet*

*Only recommended on 80"H Walls due to potential monitor to storage collision when height-adjustable worksurface is at standing height

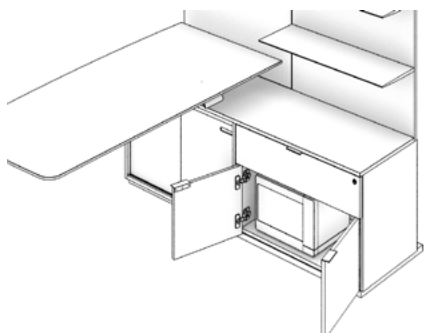
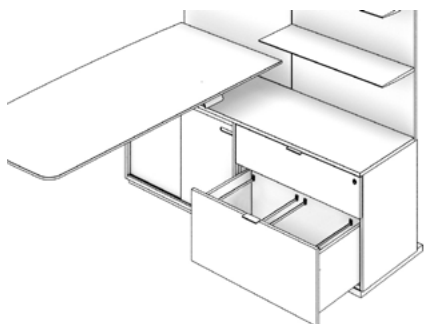
Cayman

Base Module Return Cabinets

Return cabinets include a tech drawer (box drawer) with a dense foam bottom, steel divider, venting for laptop docking and user power/data access (1 receptacle and an opening for a telecom plate that is **ordered separately** - see page 232 of V18 price list).



Beneath the tech drawer there are two choices: Lateral file drawer for front-to-back pendaflex file storage or a double door for microwave or object storage.



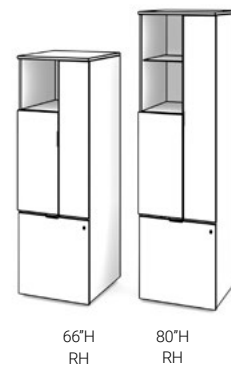
Microwave Garage includes power outlet. Space is 34"W x 19"D x 11.75"H.

Tower Modules

There are three types of Tower Modules:



Side-Access Wardrobe Towers w/ Appliance and Printer Garages



Front-Access Wardrobe Towers w/ Appliance and Printer Garages



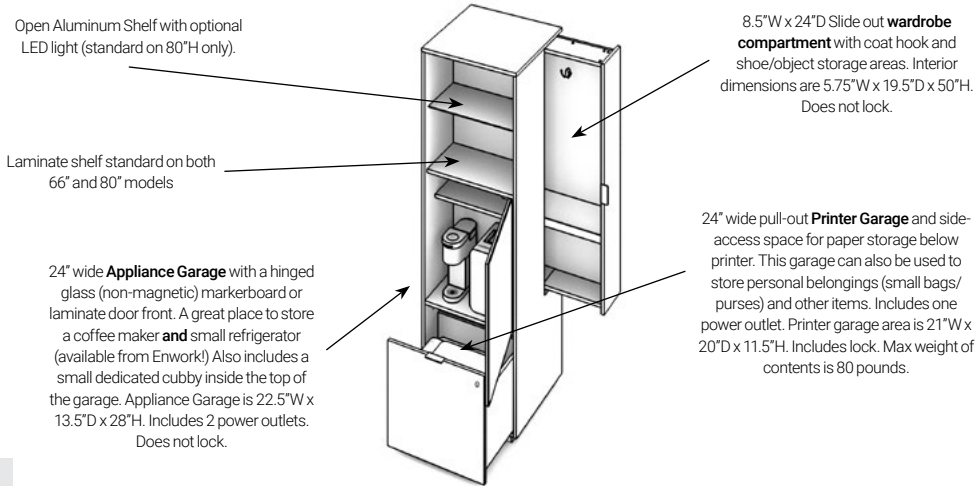
Single Door Wardrobe Towers w/ Adjustable Shelves

All Towers are 24"W x 24"D and available in Standard (66"H) and Executive (80"H) heights. Towers are available in right hand and left hand versions.

Cayman

Side-Access Towers with Appliance and Printer Garages

Features include:

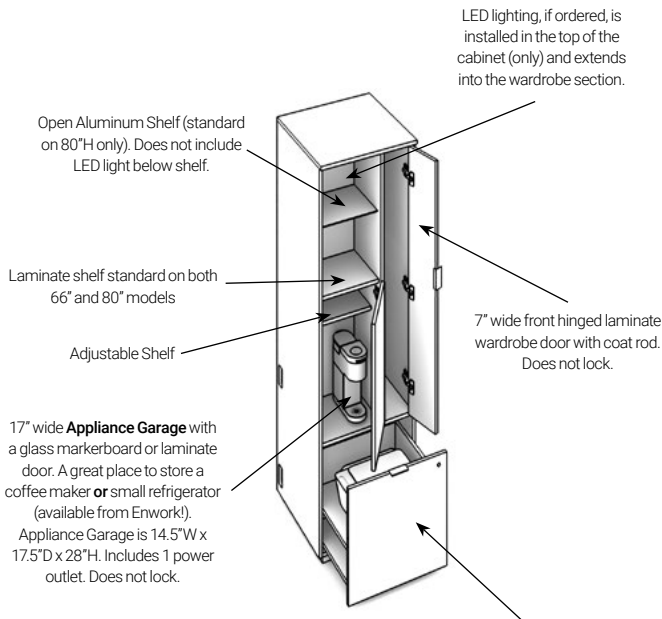


RH Shown
(LH opposite)

CAYMAN PRIVATE OFFICE

Front-Access Towers with Appliance and Printer Garages

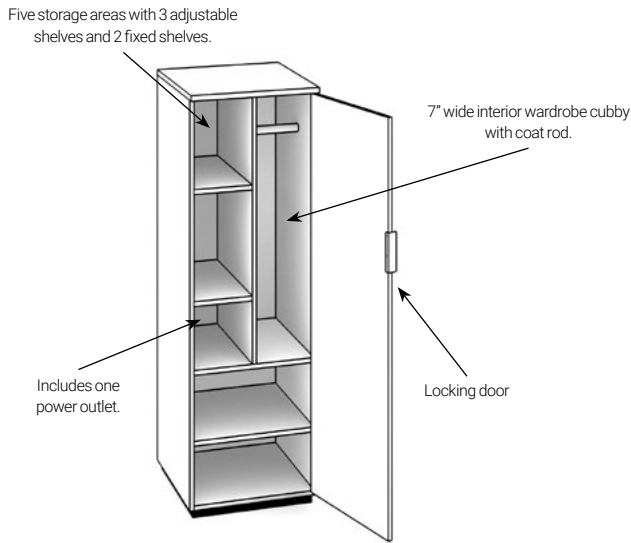
Features include:



RH Shown
(LH opposite)

Front Facing Single Door Towers

Features include:

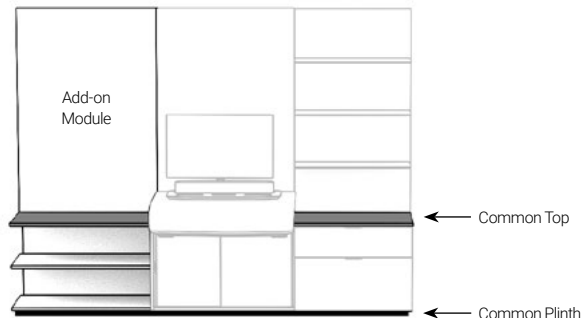


RH Shown
(LH opposite)

Cayman

Add-On Modules

Like the name implies, Add-On Modules are added on to Base Office Modules to create typicals. There is a common recessed black plinth under the cabinets to create a floating aesthetic. There is also a common top above lower storage to hide cabinet seams. The common plinth is always one piece on typicals up to 96"W and two-piece on typicals beyond 96"W.



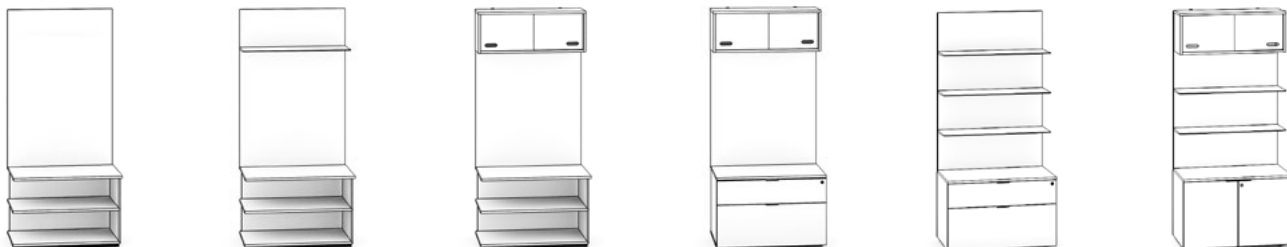
Add-On Modules have the ability to be ordered **by the inch** to help fit any space! They vary in width from 24" to 36". Wall height is 66" or 80"H. Cabinet depths (excluding towers) are 20"D. Complete wall depth is 24"D.

Specifying Add-On Module walls by the inch in typicals is easy through CET. Simply click and drag to the desired dimension.



By the inch

Add-On Module Walls are available in laminate, tackable fabric or white back-painted glass markerboards with different combinations of open shelving and closed Overhead Cabinets available. Note: Back-painted white glass markerboards are only available in 36" widths as standard. A **portion** of available options are shown below:



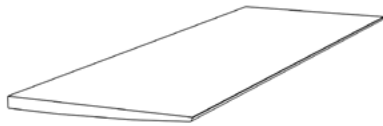
Cayman

Aluminum Shelving

Inspired by aeronautical design principals, Cayman defines light scale environments in a new way. With solid aluminum shelves, this high-quality solution allows us to beautifully design with gentle radiuses and crisp solid end details. Optional low profile LED lighting is fully integrated and recessed.



End Profile



Isometric View

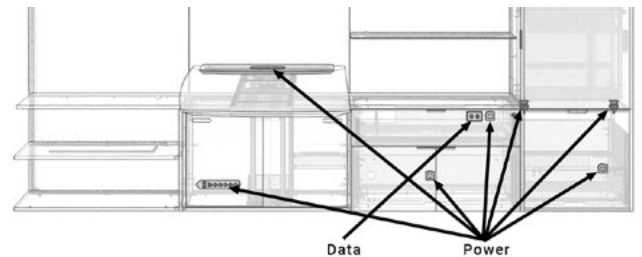
Cayman aluminum shelving is only $\frac{5}{8}$ " thick and 12" deep. Shelving is available in multiple widths, 24-36" wide. It is also available in our "by-the-inch" width-flexible Add-On Modules. 25", 26", 27", 28" and 29" shelves are the same price as a 30" shelf and 31", 32", 33", 34" and 35" shelves are the same price as a 36" shelf.

These shelves are rated up to 50 pounds through innovative engineering. You don't have to worry about shelves deflecting for any reason. Simply the best.

Power and Data

Cayman typicals come with the following electrical solutions:

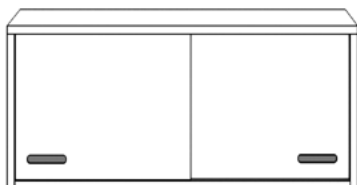
- Single circuit power system via plug strips that are plugged into the wall, enter through the cantilever top cabinet and flow through the backs of cabinets.
 - Included:
 - Two 6-receptacle plug strips. One placed in cantilever top cabinet and one user configurable.
 - One receptacle and telecom plate data cutout with blank plate in Technology Drawer. Telecom plates sold separately. See page 232 of V18 price list.
 - Two receptacles in Appliance Garage of Side-Access Tower.
 - One receptacle in Appliance garage of Front-Access Tower and Single Door Tower.
 - One receptacle in Printer Garage.
 - One receptacle in the Microwave Garage (double doors below technology drawer in return cabinet).
 - Two receptacles in Utility Tray (optional).
 - Chicago Code Power is available as an additional kit.
 - Cayman power components are individually UL listed.
- See Drawing:



Overhead Storage Cabinets

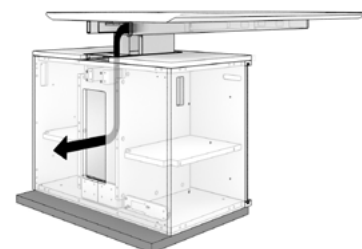
Cayman Overhead Storage Cabinets are 12"D x 13.6"H x 24-36" wide. They are part of our "by-the-inch" Add-On Modules for width flexibility. 25", 26", 27", 28" and 29" units are the same price as a 30" cabinet and 31", 32", 33", 34" and 35" units are the same price as a 36" cabinet.

Cabinets have laminate sides and top/bottom. Sliding doors are available in frosted acrylic or laminate.



Cable Management

Cayman tops have a trough with removable wire cover beneath the top. Cords run vertically down to the cabinets inside of a steel chase that also houses the column. Once inside the cabinets cables run through the upper back portion inside the cabinet. Power cords exit the worksurface cabinet and plug into wall outlets.



Cayman

Dimmable LED Lighting

If selected, LED lights are located in cubby areas of Cayman Typicals. All lights are connected by wire to the lighting driver. Lights are activated by a switch, and are fully dimmable. Light switch can be installed under the cantilever top or inside its cabinet. Lights are 22"W x 0.375"D slim profile and fully recessed.

Specific Locations of Lights

- Tower Module
 - Located underneath the top roof on front and side-access towers.
 - Located underneath aluminum shelf on 80"H side-access towers.
- Base Module Return Walls and Add-On Walls With Multiple Upper Shelves/Cabinet
 - Lights are located underneath each Overhead Cabinet or aluminum shelf
- Open Laminate Shelf Lower Cabinets
 - Contains two lights, one for each cubby space.

Places Where Lights Are Not Located

- Walls with only one shelf or one overhead cabinet will not have a light underneath as they are not over a cubby.
- Second cubby from the top on the 80"H Front-Access Tower

Creature Comforts

Enwork makes it easy to provide a fully outfitted office on Day 1 with one-stop ordering of creature comfort products. Get a mini refrigerator, microwave, coffee machine and sound bar delivered with each office. For the latest versions of these products consult enwork.com/products/cayman

Below is the available space inside each garage:

- Appliance Garage in Side-Access Wardrobe Tower (holds mini refrigerator and coffee maker) – 22.5"W x 13.5"D x 28"H
- Appliance Garage in Front-Access Wardrobe Tower (can hold 1 appliance) - 14.5"W x 17.5"D x 28"H
- Printer Garage in Side and Front-Access Wardrobe Towers (printer not sold by Enwork) – 21"W x 20"D x 11.5"H for the printer and 21"W x 19.5"D x 6"H for the paper storage area.
- Microwave Garage (behind double door space of return cabinet in Base Office A) – 24"W x 19"D x 11.75"H.

Monitor Mounts

In Development: Available May 2023

The Cayman monitor mount is color-matched and designed to integrate seamlessly with the Cayman cantilever. It is installed at the wall end of the cantilevered top. Monitor mounts include adjustments for tilt and height.

Modesty Panels

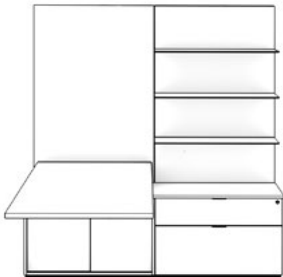
Optional modesty panels are available in ¼" acrylic or ¾" laminate. Modesty panel actual dimensions are 9"H x 48" W (Cayman tops are 72"W) and are located off-center in both directions as follows:



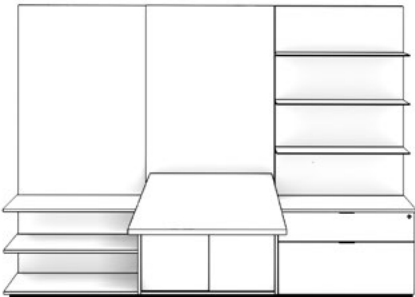
Cayman

Conference Room Typicals


A variety of typicals will create highly functional, user-friendly videoconferencing and meeting rooms. Perfect for Zoom and Teams calls.



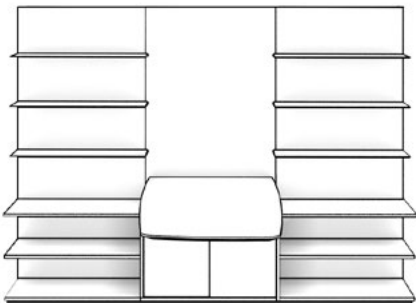
Typical 1



Typical 3



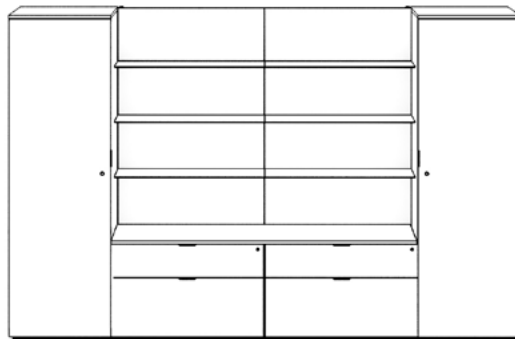
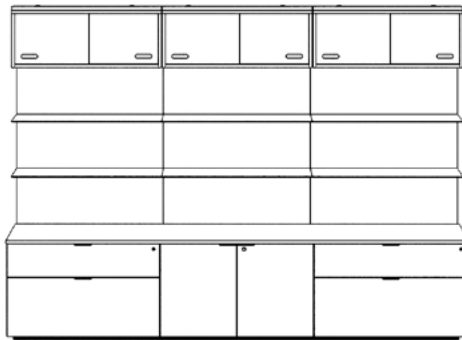
Cayman Component



Custom Application created with Cayman Component

Cayman Components - Conference Room Accent Walls, Private Office Storage Walls, and Custom Applications

The Build-A-Wall and Freestanding Tower sections of the price list will allow you to create these types of sleek and inspiring walls...

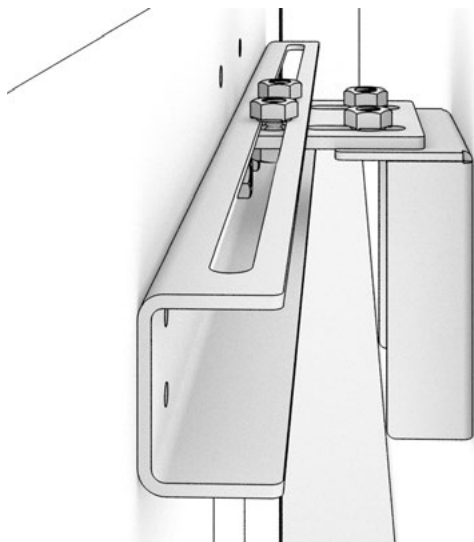
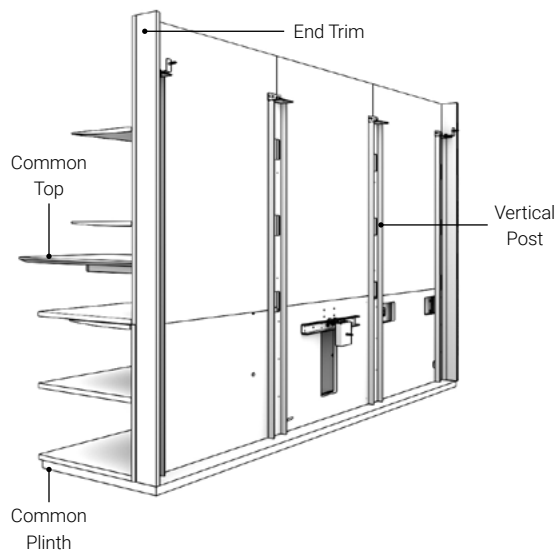


CAYMAN PRIVATE OFFICE

Cayman

Installation Overview

The Cayman wall system is freestanding with its own structure (vertical posts, end trims, common plinth/top – see diagram). This structure must be tethered to a building wall stud via the Cayman wall tether bracket (see diagram). Cayman **cannot** be attached to a demountable wall. Freestanding Cayman for this situation is in development but not currently available.



All Cayman typicals (minus LED lighting) install in less than one hour per office once product is staged at the install location. Many of the components are sub-assembled at Enwork prior to shipment in order to achieve this level of installation timing. Below is a list of Typical 8 (as an example) shipping unit components that will be received at the job site from Enwork:

1. Lower Cabinet Assembly for Cantilevered Worksurface (includes vertical columns)
2. Lower Cabinet for the Add-on-module
3. Lower Return Cabinet Assembly
4. Storage Tower
5. Wall Assembly – Wksf Wall (includes pre-assembled shelves if specified)
6. Wall Assembly – Add-on module wall (includes pre-assembled shelves if specified)
7. Wall Assembly – Return wall (includes pre-assembled shelves if specified)
8. Common Plinth (goes under lower cabinets)
9. Common Top (goes above lower cabinets)
10. Cantilevered Top
11. Cantilevered Top Support Weldment and Wire Access Cover (for attachment to vertical column)
12. Vertical Posts for Wall Ganging – qty 4
13. Tether Bracket
14. Miscellaneous Products
 - a. Power Strips – qty 2
 - b. Installation Hardware
15. Optional Products that Ship Separately (IF SPECIFIED)
 - a. Modesty Panel for Cantilevered Top
 - b. LED lighting
 - c. Utility Tray
 - d. Overhead Cabinets
 - e. Appliances

Cayman

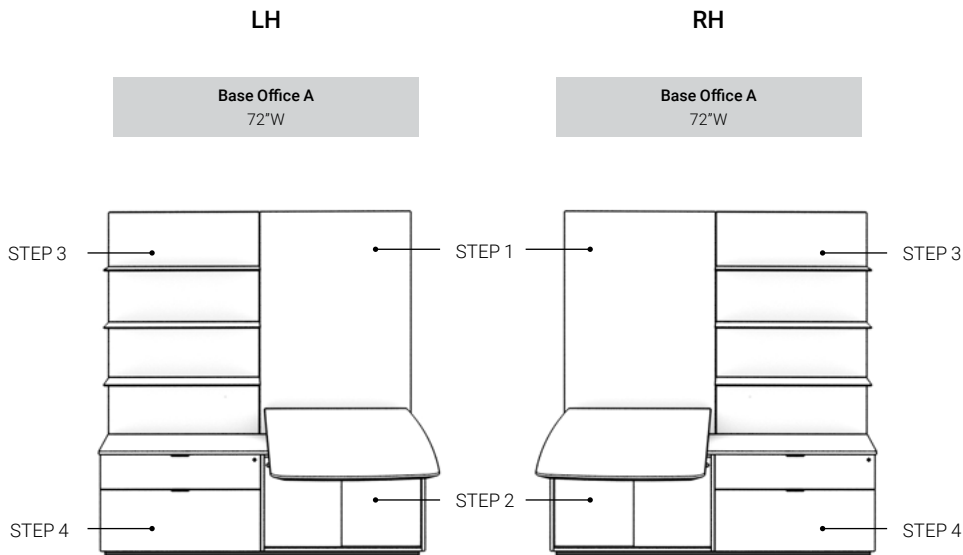
Enwork Design

What is shown in this price list is a fraction of what Cayman can do.
Contact designteam@enwork.com to discuss your unique ideas and site conditions.

Dimensions & Specifications

- Cabinets
 - Enwork lower cabinets are 24"H and 20"D. Overall wall depth with cabinet is 24".
 - All doors and drawers have soft-close hinges (except the wardrobe door on side-access tower).
 - Standard with sleek pulls.
- Locks
 - Locks come standard on all file drawers, double doors, tech drawers, and some tower doors (see tower section).
 - There are no locks on sliding Overhead Cabinets or below cantilevered worksurface sliding acrylic doors.
- Walls
 - Laminate walls are 1¼" thick high pressure laminate.
 - Fabric walls are ¾" thick low density fiberboard mounted on ¾" melamine. Fabric walls are tackable.
 - Glass walls are ¼" thick white back-painted glass mounted on ¾" melamine.
 - Appliance Garage door white back-painted glass is ⅛" thick mounted on ⅝" melamine.
- Cantilevered Worksurface
 - When properly installed the Cantilevered Worksurface can hold up to 200 pounds.
 - Tops are 34"D to prevent pinch point with overhead shelves.

Cayman Typical 1 (Two Module Private Office / Small Conference Team Room)



*80\"H Shown Above

Product Specifications

- > Includes 2 wall modules with cabinets, common top, common plinth and cantilevered worksurface.
- > Dimensions:
 - > Overall depth of the work wall is 24\".
 - > Lower Cabinets are 20\"D x 24\"H with top.
 - > Standard Cayman walls are 66\"H. Executive Cayman is 80\"H.
 - > Common top on cabinets is 20\"D.
- > Locks are included on lower cabinet (except sliding acrylic under wkfsf).
- > Reference Understanding Cayman on pages 3-13 of the price list for product details.
- > Monitor Mounts and Appliances are sold separately.
- > Cayman tether bracket attaches to a wall stud. Cayman does not attach to a demountable wall. See page 12.

Ordering Information

> A freight fee of \$150 net is assessed on orders less than \$1500 net. See page 13 of V18 price list.

W1	H1	Part Number	Description	List Price (US\$)
72	66	CM1L66072	LH Unit, 66\"H	\$13,739
72	66	CM1R66072	RH Unit, 66\"H	\$13,739
72	80	CM1L80072	LH Unit, 80\"H	\$14,037
72	80	CM1R80072	RH Unit, 80\"H	\$14,037

Cayman Typical 1 (Two Module Private Office / Small Conference Team Room)

STEP 1 – Base Office A, Wksf Wall

WA	Laminate	no charge
WB	Laminate with Aluminum Shelf*	+750
WC	Laminate with Overhead Cabinet*	+750
WF	Fabric	no charge
WG	Fabric with Aluminum Shelf*	+750
WH	Fabric with Overhead Cabinet*	+750
WM	Glass Whiteboard	+830

*Not recommended on 66"H walls with height adjustable worksurfaces due to potential monitor collision.

STEP 2 – Base Office A, Cantilevered Worksurface w/ Frosted Acrylic Door Cabinet

KZ	Fixed Worksurface	-\$2800
KL	Height Adjustable Wksf	no charge

STEP 3 – Base Office A, Return Wall

RD	Laminate with aluminum shelves (2 for 66H, 3 for 80H)	no charge
RE	Laminate with 1 Overhead Cabinet and aluminum shelves (1 for 66H and 2 for 80H)	no charge
RJ	Fabric with aluminum shelves (2 for 66H, 3 for 80H)	no charge
RK	Fabric with 1 Overhead Cabinet and aluminum shelves (1 for 66H and 2 for 80H)	no charge
RM	Glass Whiteboard	no charge

STEP 4 – Base Office A, Return Cabinet

CP	Tech Drawer/Lateral File	no charge
CR	Tech Drawer/Double Door	no charge

STEP 5 – Top Shape

A	Cayman Shape Top, 34x72, Knife Edge	no charge
B	Rectangle Top 34x72, 3mm Edge	-\$250
C	Rectangle Top 30x72, 3mm Edge	-\$450

STEP 6 – Overhead Cabinet Door (if cabinets selected)

A	Frosted Acrylic Doors	no charge
B	Laminate Doors	no charge

STEP 7 – Utility Tray

N	No Utility Tray	no charge
Y	Utility Tray with Power	+\$970

STEP 8 – Modesty Panels

N	No modesty	no charge
A	Acrylic modesty	+\$250
L	Laminate modesty	+\$250

STEP 9 – Lighting

N	No LED Lights	no charge
Y	LED Lights	+990

STEP 10 – Paint Choice

G	Storm
R	Black
S	Silver*
T	Medium Tone
W	Arctic White (textured)

*Utility Tray will be painted Storm if also selected.

STEP 11 – Case Laminate Choice

Laminate Suffix List:

2	Formica Pecan Walnut (6996-26)
3	Formica Millennium Oak (5887-26)
4	Formica Scandi Rift Oak (8677-26)
5	Formica Pale Brushstroke (6997-58)
6	Formica Storm (912-58)
A	Formica Chelsea Maple (9238-58)
E	Formica Zen Grey (9243-58)
F	Formica Black (909-58)
G	Formica Graphite (837-58)
H	Formica Ceruse Gray Walnut (6994-26)
K	Formica Aged Ash (8844-WR)
L	Formica Formal Walnut (5782-NG)
M	Formica Classic White (9244-58)
Q	Formica Inked Oak (5792-PG)
W	Formica Brite White (459-58)
X	Formica Non-Premium (58,43, MC, SP, and NT finishes), + \$1500 Formica Premium (WR, 42, 77, 46, RD), Wilsonart Non-Premium (-38, -60), and Wilsonart Premium (-07, -12, -18, -28, -52, -78) laminates.

Wilsonart virtual design library Y series laminates, Wilsonart Solicor, and Formica ColorCore2 are not included in the above upcharges.

For pricing, contact designteam@enwork.com

STEP 12 – Top/Drawer/Door/Vertical Wall Laminate Choice

Laminate Suffix List:

2	Formica Pecan Walnut (6996-26)
3	Formica Millennium Oak (5887-26)
4	Formica Scandi Rift Oak (8677-26)
5	Formica Pale Brushstroke (6997-58)
6	Formica Storm (912-58)
A	Formica Chelsea Maple (9238-58)
E	Formica Zen Grey (9243-58)
F	Formica Black (909-58)
G	Formica Graphite (837-58)
H	Formica Ceruse Gray Walnut (6994-26)
K	Formica Aged Ash (8844-WR)
L	Formica Formal Walnut (5782-NG)
M	Formica Classic White (9244-58)
Q	Formica Inked Oak (5792-PG)
W	Formica Brite White (459-58)
X	Formica Non-Premium (58,43, MC, SP, and NT finishes), + \$750 Formica Premium (WR, 42, 77, 46, RD), Wilsonart Non-Premium (-38, -60), and Wilsonart Premium (-07, -12, -18, -28, -52, -78) laminates.

Wilsonart virtual design library Y series laminates, Wilsonart Solicor, and Formica ColorCore2 are not included in the above upcharges.

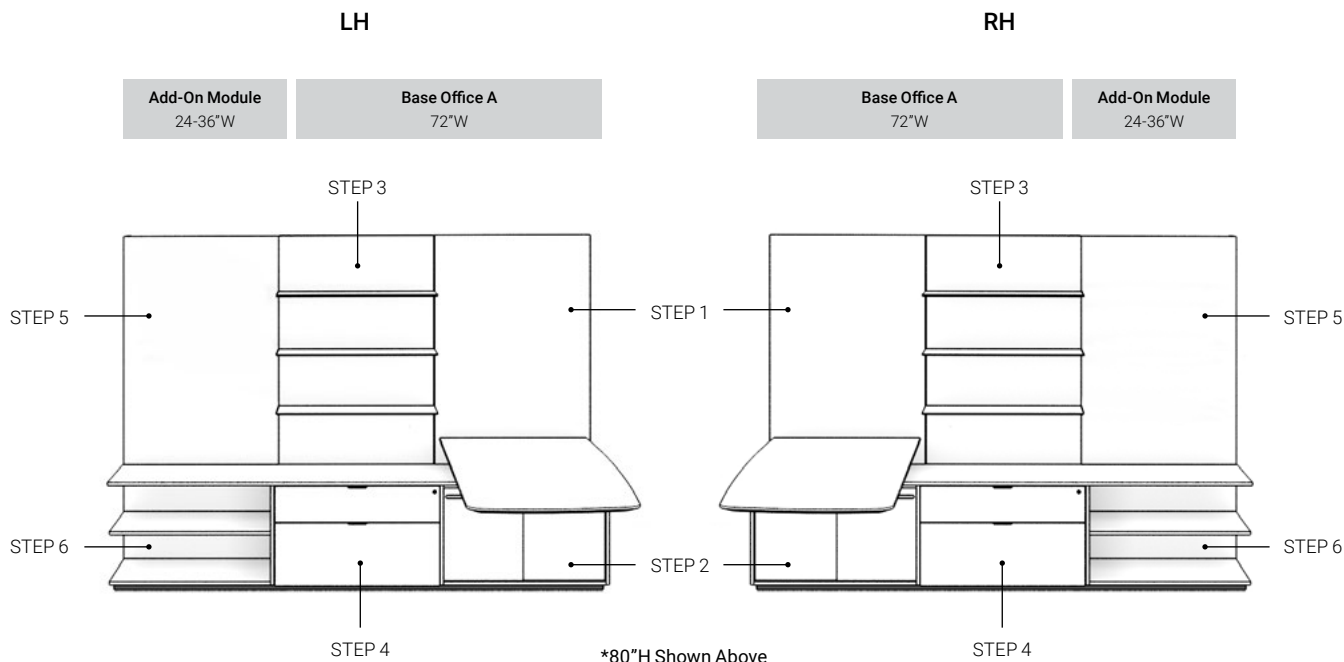
For pricing, contact designteam@enwork.com

STEP 13 – Fabric Choice (if applicable)

Free form fabric selection.

Choose from Camira Era, Rivet, Manhattan, Carlow, or Lucia fabrics.

Cayman Typical 2 (Three Module Private Office)



Product Specifications

- > Includes 3 wall modules with cabinets, common top, common plinth and cantilevered worksurface.
- > Dimensions:
 - > Overall depth of the work wall is 24".
 - > Lower Cabinets are 20"D x 24"H with top.
 - > Standard Cayman walls are 66"H. Executive Cayman is 80"H.
 - > Common top on cabinets is 20"D.
- > Locks are included on lower cabinets (except sliding acrylic under wksf).
- > Reference Understanding Cayman on page pages 3-13 of the price list for product details.
- > Monitor mounts and Appliances are sold separately.
- > Cayman tether bracket attaches to a wall stud. Cayman does not attach to a demountable wall. See page 12.

Ordering Information

> A freight fee of \$150 net is assessed on orders less than \$1500 net. See page 13 of V18 price list.

W1	H1	Part Number	Description	List Price (US\$)
96	66	CM2L66096	LH Unit w/ 24" Add-On Module	\$15,803
96	66	CM2R66096	RH Unit w/ 24" Add-On Module	\$15,803
96	80	CM2L80096	LH Unit w/ 24" Add-On Module	\$16,605
96	80	CM2R80096	RH Unit w/ 24" Add-On Module	\$16,605
102*	66	CM2L66102	LH Unit w/ 30" Add-On Module	\$15,903
102*	66	CM2R66102	RH Unit w/ 30" Add-On Module	\$15,903
102*	80	CM2L80102	LH Unit w/ 30" Add-On Module	\$16,705
102*	80	CM2R80102	RH Unit w/ 30" Add-On Module	\$16,705
108*	66	CM2L66108	LH Unit w/ 36" Add-On Module	\$16,003
108*	66	CM2R66108	RH Unit w/ 36" Add-On Module	\$16,003
108*	80	CM2L80108	LH Unit w/ 36" Add-On Module	\$16,805
108*	80	CM2R80108	RH Unit w/ 36" Add-On Module	\$16,805

*Add-On dimensioning is available "by the inch". Feel free to substitute any whole number between 097-101 in place of 102 or substitute 103-107 in place of 108. See page 8 for details.

Cayman Typical 2 (Three Module Private Office)

STEP 1 – Base Office A, Wksf Wall

WA	Laminate	no charge
WB	Laminate with Aluminum Shelf*	+750
WC	Laminate with Overhead Cabinet*	+750
WF	Fabric	no charge
WG	Fabric with Aluminum Shelf*	+750
WH	Fabric with Overhead Cabinet*	+750
WM	Glass Whiteboard	+830

*Not recommended on 66"H walls with height adjustable worksurfaces due to potential monitor collision.

STEP 2 – Base Office A, Cantilevered Worksurface w/ Frosted Acrylic Door Cabinet

KZ	Fixed Worksurface	-\$2800
KL	Height Adjustable Wksf	no charge

STEP 3 – Base Office A, Return Wall

RD	Laminate with aluminum shelves (2 for 66H, 3 for 80H)	no charge
RE	Laminate with 1 Overhead Cabinet and aluminum shelves (1 for 66H and 2 for 80H)	no charge
RJ	Fabric with aluminum shelves (2 for 66H, 3 for 80H)	no charge
RK	Fabric with 1 Overhead Cabinet and aluminum shelves (1 for 66H and 2 for 80H)	no charge
RM	Glass Whiteboard	no charge

STEP 4- Base Office A, Return Cabinet

CP	Tech Drawer/Lateral File	no charge
CR	Tech Drawer/Double Door	no charge

STEP 5 – Add-On Module Wall

AA	Laminate	no charge
AB	Laminate with 1 Aluminum Shelf	+750
AC	Laminate with 1 Overhead Cabinet	+750
AD	Laminate with Aluminum Shelves (2 on 66H, 3 on 80H)	+\$1500/+\$2250
AE	Laminate with Overhead Cabinet and Aluminum Shelves (1 on 66H, 2 on 80H)	+\$1500/+\$2250
AF	Fabric	no charge
AG	Fabric with 1 Aluminum Shelf	+750
AH	Fabric with 1 Overhead Cabinet	+750
AJ	Fabric with Aluminum Shelves (2 on 66H, 3 on 80H)	+\$1500/+\$2250
AK	Fabric with Overhead Cabinet and Aluminum Shelves (1 on 66H, 2 on 80H)	+\$1500/+\$2250
AM	Glass Whiteboard*	+830

*Glass is 36"W, thus standard on 108"W unit only.

STEP 6 – Add-On Module Cabinet

BN	Open Laminate Shelving	no charge
BP	Tech Drawer/Lateral File	+\$350
BQ	Double Door Cabinet	no charge

STEP 7 – Top Shape

A	Cayman Shape Top, 34x72, Knife Edge	no charge
B	Rectangle Top 34x72, 3mm Edge	-\$250
C	Rectangle Top 30x72, 3mm Edge	-\$450

STEP 8 – Overhead Cabinet Door (if cabinets selected)

A	Frosted Acrylic Doors	no charge
B	Laminate Doors	no charge

STEP 9 – Utility Tray

N	No Utility Tray	no charge
Y	Utility Tray with Power	+\$970

STEP 10 – Modesty Panels

N	No modesty	no charge
A	Acrylic modesty	+\$250
L	Laminate modesty	+\$250

STEP 11 – Lighting

N	No LED Lights	no charge
Y	LED Lights	+\$1365

STEP 12 – Paint Choice

G	Storm
R	Black
S	Silver*
T	Medium Tone
W	Arctic White (textured)

*Utility Tray will be painted Storm if also selected.

STEP 13 – Case Laminate Choice

Laminate Suffix List:

2	Formica Pecan Walnut (6996-26)
3	Formica Millennium Oak (5887-26)
4	Formica Scandi Rift Oak (8677-26)
5	Formica Pale Brushstroke (6997-58)
6	Formica Storm (912-58)
A	Formica Chelsea Maple (9238-58)
E	Formica Zen Grey (9243-58)
F	Formica Black (909-58)
G	Formica Graphite (837-58)
H	Formica Ceruse Gray Walnut (6994-26)
K	Formica Aged Ash (8844-WR)
L	Formica Formal Walnut (5782-NG)
M	Formica Classic White (9244-58)
Q	Formica Inked Oak (5792-PG)
W	Formica Brite White (459-58)
X	Formica Non-Premium (58,43, MC, SP, and NT finishes), + \$2250 Formica Premium (WR, 42, 77, 46, RD), Wilsonart Non-Premium (-38, -60), and Wilsonart Premium (-07, -12, -18, -28, -52, -78) laminates.

Wilsonart virtual design library Y series laminates, Wilsonart Solicor, and Formica ColorCore2 are not included in the above upcharges.

For pricing, contact designteam@enwork.com

STEP 14 – Top/Drawer/Door/Vertical Wall Laminate Choice

Laminate Suffix List:

2	Formica Pecan Walnut (6996-26)
3	Formica Millennium Oak (5887-26)
4	Formica Scandi Rift Oak (8677-26)
5	Formica Pale Brushstroke (6997-58)
6	Formica Storm (912-58)
A	Formica Chelsea Maple (9238-58)
E	Formica Zen Grey (9243-58)
F	Formica Black (909-58)
G	Formica Graphite (837-58)
H	Formica Ceruse Gray Walnut (6994-26)
K	Formica Aged Ash (8844-WR)
L	Formica Formal Walnut (5782-NG)
M	Formica Classic White (9244-58)
Q	Formica Inked Oak (5792-PG)
W	Formica Brite White (459-58)
X	Formica Non-Premium (58,43, MC, SP, and NT finishes), + \$750 Formica Premium (WR, 42, 77, 46, RD), Wilsonart Non-Premium (-38, -60), and Wilsonart Premium (-07, -12, -18, -28, -52, -78) laminates.

Wilsonart virtual design library Y series laminates, Wilsonart Solicor, and Formica ColorCore2 are not included in the above upcharges.

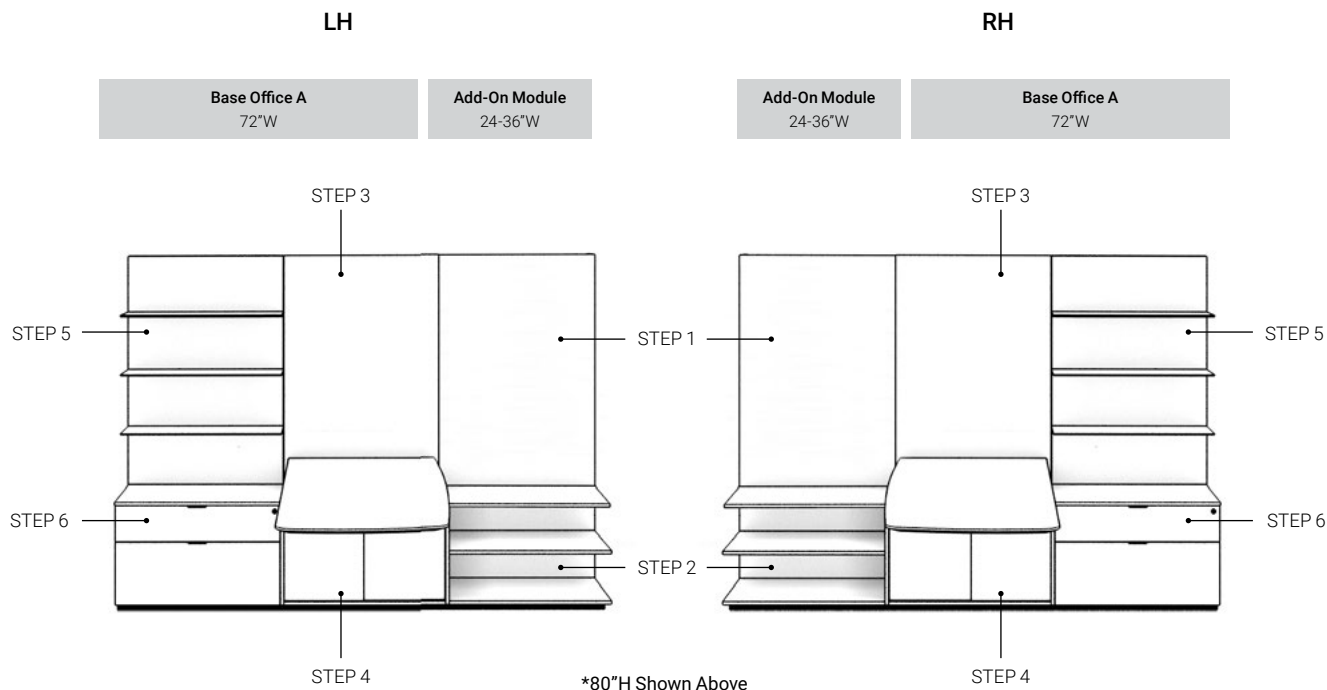
For pricing, contact designteam@enwork.com

STEP 15 – Fabric Choice (if applicable)

Free form fabric selection.

Choose from Camira Era, Rivet, Manhattan, Carlow, or Lucia fabrics.

Cayman Typical 3 (Three Module Private Office / Small Conference Room)



Product Specifications

- > Includes 3 wall modules with cabinets, common top, common plinth and cantilevered worksurface.
- > Dimensions:
 - > Overall depth of the work wall is 24"
 - > Lower Cabinets are 20"D x 24"H with top.
 - > Standard Cayman walls are 66"H. Executive Cayman is 80"H.
 - > Common top on cabinets is 20"D.
- > Locks are included on lower cabinets (except sliding acrylic under wksf).
- > Reference Understanding Cayman on pages 3-13 of the price list for product details.
- > Monitor Mounts and Appliances are sold separately.
- > Cayman tether bracket attaches to a wall stud. Cayman does not attach to a demountable wall. See page 12.

Ordering Information

> A freight fee of \$150 net is assessed on orders less than \$1500 net. See page 13 of V18 price list.

W1	H1	Part Number	Description	List Price (US\$)
96	66	CM3L66096	LH Unit w/ 24" Add-On Module	\$15,803
96	66	CM3R66096	RH Unit w/ 24" Add-On Module	\$15,803
96	80	CM3L80096	LH Unit w/ 24" Add-On Module	\$16,605
96	80	CM3R80096	RH Unit w/ 24" Add-On Module	\$16,605
102*	66	CM3L66102	LH Unit w/ 30" Add-On Module	\$15,903
102*	66	CM3R66102	RH Unit w/ 30" Add-On Module	\$15,903
102*	80	CM3L80102	LH Unit w/ 30" Add-On Module	\$16,705
102*	80	CM3R80102	RH Unit w/ 30" Add-On Module	\$16,705
108*	66	CM3L66108	LH Unit w/ 36" Add-On Module	\$16,003
108*	66	CM3R66108	RH Unit w/ 36" Add-On Module	\$16,003
108*	80	CM3L80108	LH Unit w/ 36" Add-On Module	\$16,805
108*	80	CM3R80108	RH Unit w/ 36" Add-On Module	\$16,805

*Add-On dimensioning is available "by the inch". Feel free to substitute any whole number between 097-101 in place of 102 or substitute 103-107 in place of 108. See page 8 for details.

Cayman Typical 3 (Three Module Private Office / Small Conference Room)

STEP 1 – Add-On Module Wall

AA	Laminate	no charge
AB	Laminate with 1 Aluminum Shelf	+\$750
AC	Laminate with 1 Overhead Cabinet	+\$750
AD	Laminate with Aluminum Shelves (2 on 66H, 3 on 80H)	+\$1500/+\$2250
AE	Laminate with Overhead Cabinet and Aluminum Shelves (1 on 66H, 2 on 80H)	+\$1500/+\$2250
AF	Fabric	no charge
AG	Fabric with 1 Aluminum Shelf	+\$750
AH	Fabric with 1 Overhead Cabinet	+\$750
AJ	Fabric with Aluminum Shelves (2 on 66H, 3 on 80H)	+\$1500/+\$2250
AK	Fabric with Overhead Cabinet and Aluminum Shelves (1 on 66H, 2 on 80H)	+\$1500/+\$2250
AM	Glass Whiteboard*	+\$830

*Glass is 36"W, thus standard on 108"W unit only.

STEP 2 – Add-On Module Cabinet

BN	Open Laminate Shelving	no charge
BP	Tech Drawer/Lateral File	+\$350
BQ	Double Door Cabinet	no charge

STEP 3 – Base Office A, Wksf Wall

WA	Laminate	no charge
WB	Laminate with Aluminum Shelf*	+\$750
WC	Laminate with Overhead Cabinet*	+\$750
WF	Fabric	no charge
WG	Fabric with Aluminum Shelf*	+\$750
WH	Fabric with Overhead Cabinet*	+\$750
WM	Glass Whiteboard**	+\$830

*Not recommended on 66"H walls with height adjustable worksurfaces due to potential monitor collision.

**Glass is 36"W, thus standard on 108"W unit only.

STEP 4 – Base Office A, Cantilevered Worksurface w/ Frosted Acrylic Door Cabinet

KZ	Fixed Worksurface	-\$2800
KL	Height Adjustable Wksf	no charge

STEP 5 – Base Office A, Return Wall

RD	Laminate with aluminum shelves (2 for 66H, 3 for 80H)	no charge
RE	Laminate with 1 Overhead Cabinet and aluminum shelves (1 for 66H and 2 for 80H)	no charge
RJ	Fabric with aluminum shelves (2 for 66H, 3 for 80H)	no charge
RK	Fabric with 1 Overhead Cabinet and aluminum shelves (1 for 66H and 2 for 80H)	no charge
RM	Glass Whiteboard	no charge

STEP 6 – Base Office A, Return Cabinet

CP	Tech Drawer/Lateral File	no charge
CR	Tech Drawer/Double Door	no charge

STEP 7 – Top Shape

A	Cayman Shape Top, 34x72, Knife Edge	no charge
B	Rectangle Top 34x72, 3mm Edge	-\$250
C	Rectangle Top 30x72, 3mm Edge	-\$450

STEP 8 – Overhead Cabinet Door (if cabinets selected)

A	Frosted Acrylic Doors	no charge
B	Laminate Doors	no charge

STEP 9 – Utility Tray

N	No Utility Tray	no charge
Y	Utility Tray with Power	+\$970

STEP 10 – Modesty Panels

N	No modesty	no charge
A	Acrylic modesty	+\$250
L	Laminate modesty	+\$250

STEP 11 – Lighting

N	No LED Lights	no charge
Y	LED Lights	+\$1365

STEP 12 – Paint Choice

G	Storm
R	Black
S	Silver*
T	Medium Tone
W	Arctic White (textured)

*Utility Tray will be painted Storm if also selected.

STEP 13 – Case Laminate Choice

Laminate Suffix List:

2	Formica Pecan Walnut (6996-26)
3	Formica Millennium Oak (5887-26)
4	Formica Scandi Rift Oak (8677-26)
5	Formica Pale Brushstroke (6997-58)
6	Formica Storm (912-58)
A	Formica Chelsea Maple (9238-58)
E	Formica Zen Grey (9243-58)
F	Formica Black (909-58)
G	Formica Graphite (837-58)
H	Formica Ceruse Gray Walnut (6994-26)
K	Formica Aged Ash (8844-WR)
L	Formica Formal Walnut (5782-NG)
M	Formica Classic White (9244-58)
Q	Formica Inked Oak (5792-PG)
W	Formica Brite White (459-58)
X	Formica Non-Premium (58,43, MC, SP, and NT finishes), + \$2250 Formica Premium (WR, 42, 77, 46, RD), Wilsonart Non-Premium (-38, -60), and Wilsonart Premium (-07, -12, -18, -28, -52, -78) laminates.

Wilsonart virtual design library Y series laminates, Wilsonart Solicor, and Formica ColorCore2 are not included in the above upcharges.

For pricing, contact designteam@enwork.com

STEP 14 – Top/Drawer/Door/Vertical Wall Laminate Choice

Laminate Suffix List:

2	Formica Pecan Walnut (6996-26)
3	Formica Millennium Oak (5887-26)
4	Formica Scandi Rift Oak (8677-26)
5	Formica Pale Brushstroke (6997-58)
6	Formica Storm (912-58)
A	Formica Chelsea Maple (9238-58)
E	Formica Zen Grey (9243-58)
F	Formica Black (909-58)
G	Formica Graphite (837-58)
H	Formica Ceruse Gray Walnut (6994-26)
K	Formica Aged Ash (8844-WR)
L	Formica Formal Walnut (5782-NG)
M	Formica Classic White (9244-58)
Q	Formica Inked Oak (5792-PG)
W	Formica Brite White (459-58)
X	Formica Non-Premium (58,43, MC, SP, and NT finishes), + \$750 Formica Premium (WR, 42, 77, 46, RD), Wilsonart Non-Premium (-38, -60), and Wilsonart Premium (-07, -12, -18, -28, -52, -78) laminates.

Wilsonart virtual design library Y series laminates, Wilsonart Solicor, and Formica ColorCore2 are not included in the above upcharges.

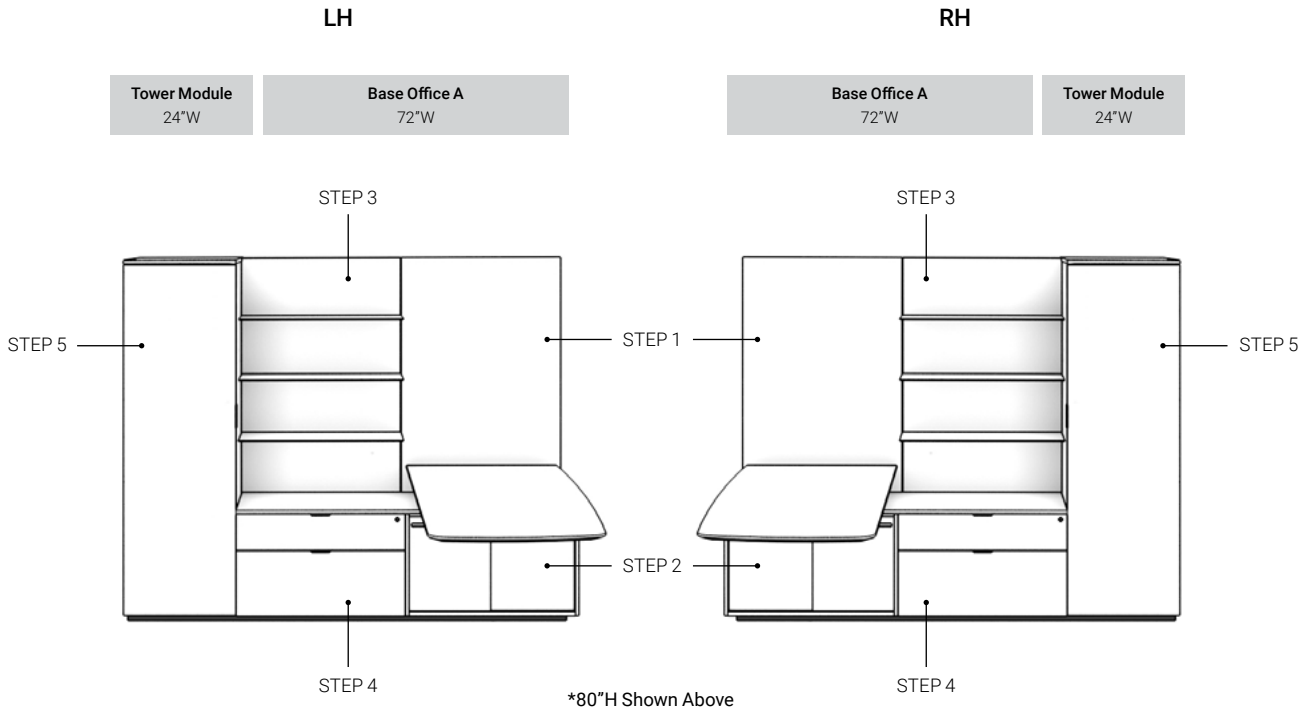
For pricing, contact designteam@enwork.com

STEP 15 – Fabric Choice (if applicable)

Free form fabric selection.

Choose from Camira Era, Rivet, Manhattan, Carlow, or Lucia fabrics.

Cayman Typical 4 (Three Module Private Office)



Product Specifications

- > Includes 3 wall modules with cabinets, storage tower, common top, common plinth and cantilevered worksurface.
- > Dimensions:
 - > Overall depth of the work wall is 24\".
 - > Lower Cabinets are 20\"/>
- > Locks are included on lower cabinet storage (except sliding acrylic doors) and parts of tower.
- > Reference Understanding Cayman on pages 3-13 of the price list for product details.
- > Monitor Mounts and Appliances are sold separately.
- > Cayman tether bracket attaches to a wall stud. Cayman does not attach to a demountable wall. See page 12.

Ordering Information

- > A freight fee of \$150 net is assessed on orders less than \$1500 net. See page 13 of the V18 price list.

W1	H1	Part Number	Description	List Price (US\$)
96	66	CM4L66096	LH Unit, 66\"/>	
96	66	CM4R66096	RH Unit, 66\"/>	
96	80	CM4L80096	LH Unit, 80\"/>	
96	80	CM4R80096	RH Unit, 80\"/>	

Cayman Typical 4 (Three Module Private Office)

STEP 1 – Base Office A, Wksf Wall

WA	Laminate	no charge
WB	Laminate with Aluminum Shelf*	+750
WC	Laminate with Overhead Cabinet*	+750
WF	Fabric	no charge
WG	Fabric with Aluminum Shelf*	+750
WH	Fabric with Overhead Cabinet*	+750
WM	Glass Whiteboard	+830

*Not recommended on 66"H walls with height adjustable worksurfaces due to potential monitor collision.

STEP 2 – Base Office A, Cantilevered Worksurface w/ Frosted Acrylic Door Cabinet

KZ	Fixed Worksurface	-\$2800
KL	Height Adjustable Wksf	no charge

STEP 3 – Base Office A, Return Wall

RD	Laminate with aluminum shelves (2 for 66H, 3 for 80H)	no charge
RE	Laminate with 1 Overhead Cabinet and aluminum shelves (1 for 66H and 2 for 80H)	no charge
RJ	Fabric with aluminum shelves (2 for 66H, 3 for 80H)	no charge
RK	Fabric with 1 Overhead Cabinet and aluminum shelves (1 for 66H and 2 for 80H)	no charge
RM	Glass Whiteboard	no charge

STEP 4 – Base Office A, Return Cabinet

CP	Tech Drawer/Lateral File	no charge
CR	Tech Drawer/Double Door	no charge

STEP 5 – Storage Tower

TT	Single Door Tower	no charge
TU	Side Access Tower w/ Lam Appliance Garage	+\$1633
TV	Side Access Tower w/ Back-Painted Glass Door Appliance Garage	+\$1745
TW	Front Access Tower w/ Lam Appliance Garage	+\$1194
TY	Front Access Tower w/ Back-Painted Glass Door Appliance Garage	+\$1306

STEP 6 – Top Shape

A	Cayman Shape Top, 34x72, Knife Edge	no charge
B	Rectangle Top 34x72, 3mm Edge	-\$250
C	Rectangle Top 30x72, 3mm Edge	-\$450

STEP 7 – Overhead Cabinet Door (if cabinets selected)

A	Frosted Acrylic Doors	no charge
B	Laminate Doors	no charge

STEP 8 – Utility Tray

N	No Utility Tray	no charge
Y	Utility Tray with Power	+\$970

STEP 9 – Modesty Panels

N	No modesty	no charge
A	Acrylic modesty	+\$250
L	Laminate modesty	+\$250

STEP 10 – Lighting

N	No LED Lights	no charge
Y	LED Lights	+\$1365

STEP 11 – Paint Choice

G	Storm
R	Black
S	Silver*
T	Medium Tone
W	Arctic White (textured)

*Utility Tray will be painted Storm if also selected.

STEP 12 – Case Laminate Choice

Laminate Suffix List:

2	Formica Pecan Walnut (6996-26)
3	Formica Millennium Oak (5887-26)
4	Formica Scandi Rift Oak (8677-26)
5	Formica Pale Brushstroke (6997-58)
6	Formica Storm (912-58)
A	Formica Chelsea Maple (9238-58)
E	Formica Zen Grey (9243-58)
F	Formica Black (909-58)
G	Formica Graphite (837-58)
H	Formica Ceruse Gray Walnut (6994-26)
K	Formica Aged Ash (8844-WR)
L	Formica Formal Walnut (5782-NG)
M	Formica Classic White (9244-58)
Q	Formica Inked Oak (5792-PG)
W	Formica Brite White (459-58)
X	Formica Non-Premium (58,43, MC, SP, and NT finishes), + \$3000 Formica Premium (WR, 42, 77, 46, RD), Wilsonart Non-Premium (-38, -60), and Wilsonart Premium (-07, -12, -18, -28, -52, -78) laminates.

Wilsonart virtual design library Y series laminates, Wilsonart Solicolor, and Formica ColorCore2 are not included in the above upcharges.

For pricing, contact designsteam@enwork.com

STEP 13 – Top/Drawer/Door/Vertical Wall Laminate Choice

Laminate Suffix List:

2	Formica Pecan Walnut (6996-26)
3	Formica Millennium Oak (5887-26)
4	Formica Scandi Rift Oak (8677-26)
5	Formica Pale Brushstroke (6997-58)
6	Formica Storm (912-58)
A	Formica Chelsea Maple (9238-58)
E	Formica Zen Grey (9243-58)
F	Formica Black (909-58)
G	Formica Graphite (837-58)
H	Formica Ceruse Gray Walnut (6994-26)
K	Formica Aged Ash (8844-WR)
L	Formica Formal Walnut (5782-NG)
M	Formica Classic White (9244-58)
Q	Formica Inked Oak (5792-PG)
W	Formica Brite White (459-58)
X	Formica Non-Premium (58,43, MC, SP, and NT finishes), + \$750 Formica Premium (WR, 42, 77, 46, RD), Wilsonart Non-Premium (-38, -60), and Wilsonart Premium (-07, -12, -18, -28, -52, -78) laminates.

Wilsonart virtual design library Y series laminates, Wilsonart Solicolor, and Formica ColorCore2 are not included in the above upcharges.

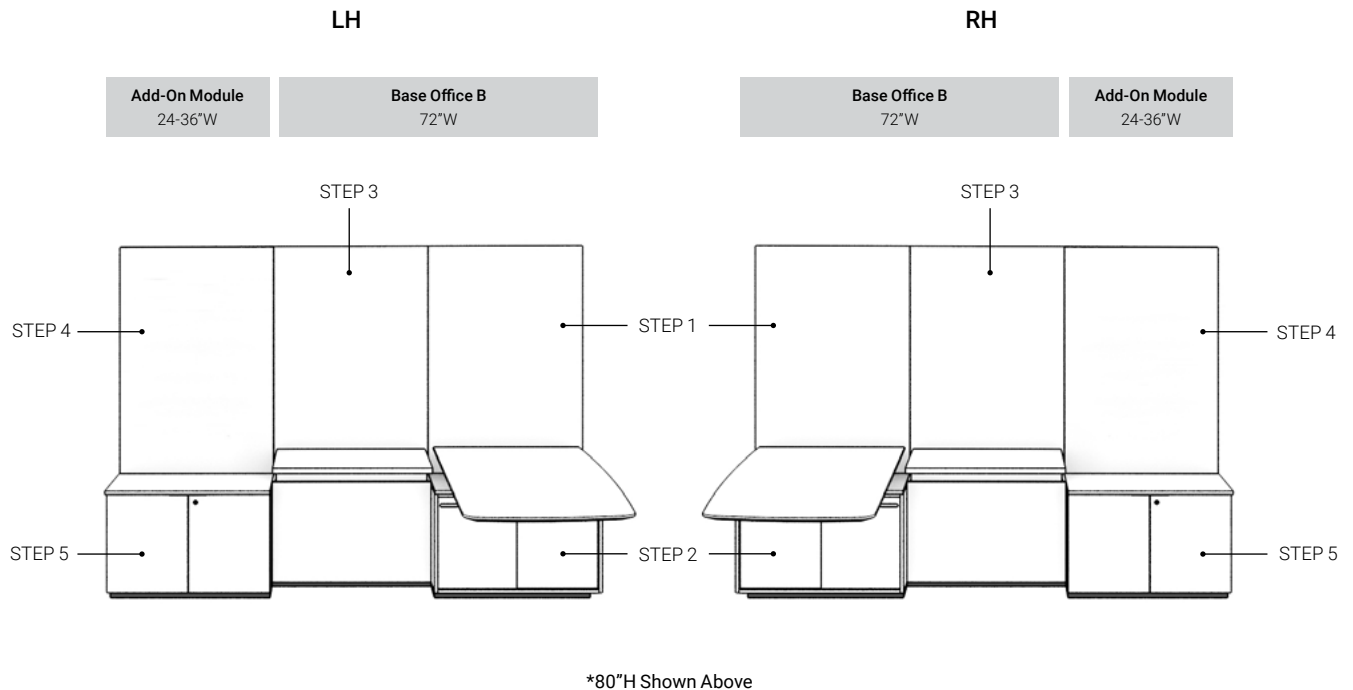
For pricing, contact designsteam@enwork.com

STEP 14 – Fabric Choice (if applicable)

Free form fabric selection.

Choose from Camira Era, Rivet, Manhattan, Carlow, or Lucia fabrics.

Cayman Typical 5 (Three Module Private Office w/ Height Adjustable Return)



Product Specifications

- > Includes 3 wall modules with cabinets, height-adjustable return, and cantilevered worksurface.
- Does not include shelves unless specified (includes upcharge).
- > Dimensions:
 - > Overall depth of the work wall is 24\".
 - > Lower Cabinets are 20\"D x 24\"H with top.
 - > Standard Cayman walls are 66\"H. Executive Cayman is 80\"H.
 - > Common top on cabinets is 20\"D.
 - > Height-Adjustable return is 24\"D x 36\"W.
- > Locks are included on lower cabinets (except sliding acrylic under wksf).
- > Reference Understanding Cayman on pages 3-13 of the price list for product details.
- > Monitor Mounts and Appliances are sold separately.
- > Cayman tether bracket attaches to a wall stud. Cayman does not attach to a demountable wall. See page 12.

Ordering Information

- > A freight fee of \$150 net is assessed on orders less than \$1500 net. See page 13 of V18 price list.

W1	H1	Part Number	Description	List Price (US\$)
96	66	CM5L66096	LH Unit w/ 24\" Add-On Module	\$16,177
96	66	CM5R66096	RH Unit w/ 24\" Add-On Module	\$16,177
96	80	CM5L80096	LH Unit w/ 24\" Add-On Module	\$16,279
96	80	CM5R80096	RH Unit w/ 24\" Add-On Module	\$16,279
102*	66	CM5L66102	LH Unit w/ 30\" Add-On Module	\$16,277
102*	66	CM5R66102	RH Unit w/ 30\" Add-On Module	\$16,277
102*	80	CM5L80102	LH Unit w/ 30\" Add-On Module	\$16,379
102*	80	CM5R80102	RH Unit w/ 30\" Add-On Module	\$16,379
108*	66	CM5L66108	LH Unit w/ 36\" Add-On Module	\$16,377
108*	66	CM5R66108	RH Unit w/ 36\" Add-On Module	\$16,377
108*	80	CM5L80108	LH Unit w/ 36\" Add-On Module	\$16,479
108*	80	CM5R80108	RH Unit w/ 36\" Add-On Module	\$16,479

*Add-On dimensioning is available "by the inch". Feel free to substitute any whole number between 097-101 in place of 102 or substitute 103-107 in place of 108. See page 8 for details.

Cayman Typical 5 (Three Module Private Office w/ Height Adjustable Return)

STEP 1 – Base Office B, Wksf Wall

WA	Laminate	no charge
WB	Laminate with Aluminum Shelf*	+750
WC	Laminate with Overhead Cabinet*	+750
WF	Fabric	no charge
WG	Fabric with Aluminum Shelf*	+750
WH	Fabric with Overhead Cabinet*	+750
WM	Glass Whiteboard	+830

*Not recommended on 66"H walls with height adjustable worksurfaces due to potential monitor collision.

STEP 2 – Base Office B, Cantilevered Worksurface w/ Frosted Acrylic Door Cabinet

KZ	Fixed Worksurface	-\$2800
KL	Height Adjustable Wksf	no charge

STEP 3 – Base Office B, Return Wall

RA	Laminate	no charge
RB	Laminate with Aluminum Shelf*	+750
RC	Laminate with Overhead Cabinet*	+750
RF	Fabric	no charge
RG	Fabric with Aluminum Shelf*	+750
RH	Fabric with Overhead Cabinet*	+750

*Not recommended on 66"H walls with height adjustable worksurfaces due to potential monitor collision.

STEP 4 – Add-On Module Wall

AA	Laminate	no charge
AB	Laminate with 1 Aluminum Shelf	+750
AC	Laminate with 1 Overhead Cabinet	+750
AD	Laminate with Aluminum Shelves (2 on 66H, 3 on 80H)	+1500/+2250
AE	Laminate with Overhead Cabinet and Aluminum Shelves (1 on 66H, 2 on 80H)	+1500/+2250
AF	Fabric	no charge
AG	Fabric with 1 Aluminum Shelf	+750
AH	Fabric with 1 Overhead Cabinet	+750
AJ	Fabric with Aluminum Shelves (2 on 66H, 3 on 80H)	+1500/+2250
AK	Fabric with Overhead Cabinet and Aluminum Shelves (1 on 66H, 2 on 80H)	+1500/+2250
AM	Glass Whiteboard*	+830

*Glass is 36"W, thus standard on 108"W unit only.

STEP 5 – Add-On Module Cabinet

BN	Open Laminate Shelving	no charge
BP	Tech Drawer/Lateral File	+\$350
BQ	Double Door Cabinet	no charge

STEP 6 – Top Shape

A	Cayman Shape Top, 34x72, Knife Edge	no charge
B	Rectangle Top 34x72, 3mm Edge	-\$250
C	Rectangle Top 30x72, 3mm Edge	-\$450

STEP 7 – Overhead Cabinet Door (if cabinets selected)

A	Frosted Acrylic Doors	no charge
B	Laminate Doors	no charge

STEP 8 – Utility Tray

N	No Utility Tray	no charge
Y	Utility Tray with Power	+\$970

STEP 9 – Modesty Panels

N	No modesty	no charge
A	Acrylic modesty	+\$250
L	Laminate modesty	+\$250

STEP 10 – Lighting

N	No LED Lights	no charge
Y	LED Lights	+\$1365

STEP 11 – Paint Choice

G	Storm
R	Black
S	Silver*
T	Medium Tone
W	Arctic White (textured)

*Utility Tray will be painted Storm if also selected.

STEP 12 – Case Laminate Choice

Laminate Suffix List:

2	Formica Pecan Walnut (6996-26)
3	Formica Millennium Oak (5887-26)
4	Formica Scandi Rift Oak (8677-26)
5	Formica Pale Brushstroke (6997-58)
6	Formica Storm (912-58)
A	Formica Chelsea Maple (9238-58)
E	Formica Zen Grey (9243-58)
F	Formica Black (909-58)
G	Formica Graphite (837-58)
H	Formica Ceruse Gray Walnut (6994-26)
K	Formica Aged Ash (8844-WR)
L	Formica Formal Walnut (5782-NG)
M	Formica Classic White (9244-58)
Q	Formica Inked Oak (5792-PG)
W	Formica Brite White (459-58)
X	Formica Non-Premium (58,43, MC, SP, and NT finishes), + \$2250 Formica Premium (WR, 42, 77, 46, RD), Wilsonart Non-Premium (-38, -60), and Wilsonart Premium (-07, -12, -18, -28, -52, -78) laminates.

Wilsonart virtual design library Y series laminates, Wilsonart Solicor, and Formica ColorCore2 are not included in the above upcharges.

For pricing, contact designteam@enwork.com

STEP 13 – Top/Drawer/Door/Vertical Wall Laminate Choice

Laminate Suffix List:

2	Formica Pecan Walnut (6996-26)
3	Formica Millennium Oak (5887-26)
4	Formica Scandi Rift Oak (8677-26)
5	Formica Pale Brushstroke (6997-58)
6	Formica Storm (912-58)
A	Formica Chelsea Maple (9238-58)
E	Formica Zen Grey (9243-58)
F	Formica Black (909-58)
G	Formica Graphite (837-58)
H	Formica Ceruse Gray Walnut (6994-26)
K	Formica Aged Ash (8844-WR)
L	Formica Formal Walnut (5782-NG)
M	Formica Classic White (9244-58)
Q	Formica Inked Oak (5792-PG)
W	Formica Brite White (459-58)
X	Formica Non-Premium (58,43, MC, SP, and NT finishes), + \$750 Formica Premium (WR, 42, 77, 46, RD), Wilsonart Non-Premium (-38, -60), and Wilsonart Premium (-07, -12, -18, -28, -52, -78) laminates.

Wilsonart virtual design library Y series laminates, Wilsonart Solicor, and Formica ColorCore2 are not included in the above upcharges.

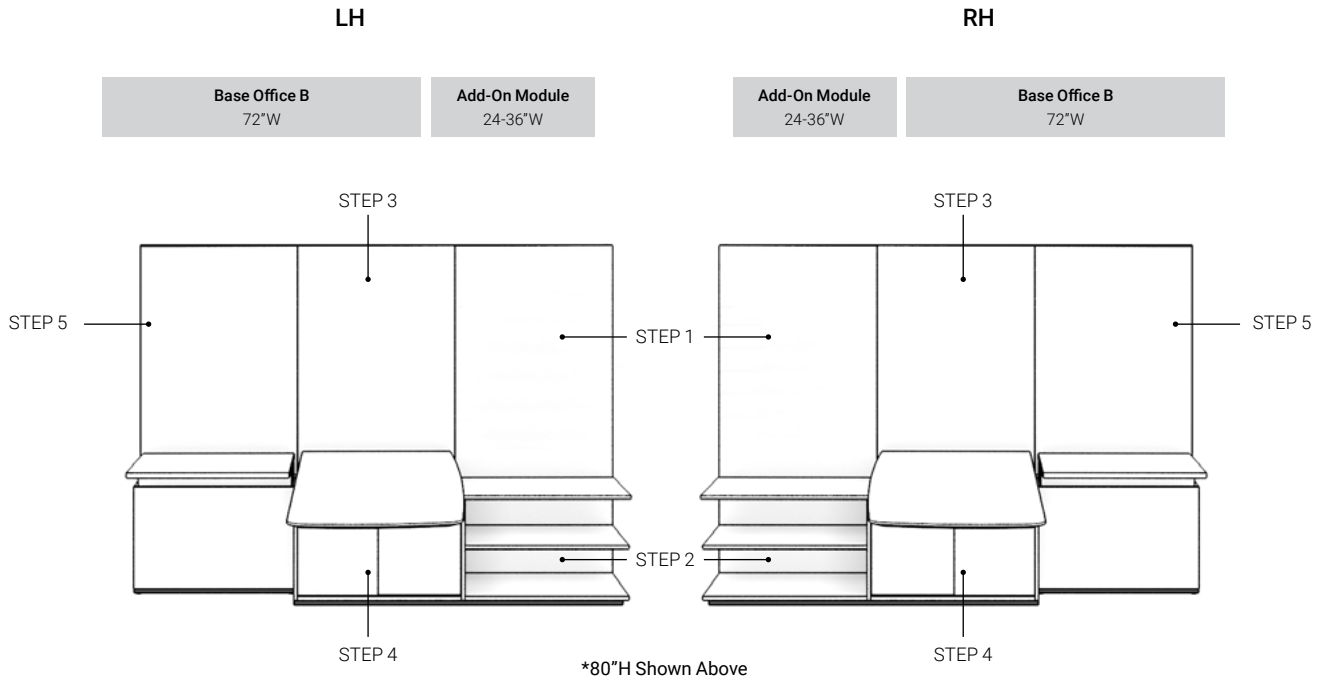
For pricing, contact designteam@enwork.com

STEP 14 – Fabric Choice (if applicable)

Free form fabric selection.

Choose from Camira Era, Rivet, Manhattan, Carlow, or Lucia fabrics.

Cayman Typical 6 (Three Module Private Office w/ Height Adjustable Return)



Product Specifications

- > Includes 3 wall modules with cabinets, height-adjustable return, common top, common plinth and cantilevered worksurface.
- > Dimensions:
 - > Overall depth of the work wall is 24".
 - > Lower Cabinets are 20"D x 24"H with top.
 - > Standard Cayman walls are 66"H. Executive Cayman is 80"H.
 - > Common top on cabinets is 20"D.
 - > Height-Adjustable return is 24"D x 36"W.
- > Locks are included on lower cabinets (except sliding acrylic under wksf).
- > Reference Understanding Cayman on pages 3-13 of the price list for product details.
- > Monitor Mounts and Appliances are sold separately.
- > Cayman tether bracket attaches to a wall stud. Cayman does not attach to a demountable wall. See page 12.

Ordering Information

> A freight fee of \$150 net is assessed on orders less than \$1500 net. See page 13 of V18 price list.

W1	H1	Part Number	Description	List Price (US\$)
96	66	CM6L66096	LH Unit w/ 24" Add-On Module	\$16,177
96	66	CM6R66096	RH Unit w/ 24" Add-On Module	\$16,177
96	80	CM6L80096	LH Unit w/ 24" Add-On Module	\$16,279
96	80	CM6R80096	RH Unit w/ 24" Add-On Module	\$16,279
102*	66	CM6L66102	LH Unit w/ 30" Add-On Module	\$16,277
102*	66	CM6R66102	RH Unit w/ 30" Add-On Module	\$16,277
102*	80	CM6L80102	LH Unit w/ 30" Add-On Module	\$16,379
102*	80	CM6R80102	RH Unit w/ 30" Add-On Module	\$16,379
108*	66	CM6L66108	LH Unit w/ 36" Add-On Module	\$16,377
108*	66	CM6R66108	RH Unit w/ 36" Add-On Module	\$16,377
108*	80	CM6L80108	LH Unit w/ 36" Add-On Module	\$16,479
108*	80	CM6R80108	RH Unit w/ 36" Add-On Module	\$16,479

*Add-On dimensioning is available "by the inch". Feel free to substitute any whole number between 097-101 in place of 102 or substitute 103-107 in place of 108. See page 8 for details.

Cayman Typical 6 (Three Module Private Office w/ Height Adjustable Return)

STEP 1 – Add-On Module Wall

AA	Laminate	no charge
AB	Laminate with 1 Aluminum Shelf	+\$750
AC	Laminate with 1 Overhead Cabinet	+\$750
AD	Laminate with Aluminum Shelves (2 on 66H, 3 on 80H)	+\$1500/+\$2250
AE	Laminate with Overhead Cabinet and Aluminum Shelves (1 on 66H, 2 on 80H)	+\$1500/+\$2250
AF	Fabric	no charge
AG	Fabric with 1 Aluminum Shelf	+\$750
AH	Fabric with 1 Overhead Cabinet	+\$750
AJ	Fabric with Aluminum Shelves (2 on 66H, 3 on 80H)	+\$1500/+\$2250
AK	Fabric with Overhead Cabinet and Aluminum Shelves (1 on 66H, 2 on 80H)	+\$1500/+\$2250
AM	Glass Whiteboard*	+\$830

*Glass is 36"W, thus standard on 108"W unit only.

STEP 2 – Add-On Module Cabinet

BN	Open Laminate Shelving	no charge
BP	Tech Drawer/Lateral File	+\$350
BQ	Double Door Cabinet	no charge

STEP 3 – Base Office B, Wksf Wall

WA	Laminate	no charge
WB	Laminate with Aluminum Shelf*	+\$750
WC	Laminate with Overhead Cabinet*	+\$750
WF	Fabric	no charge
WG	Fabric with Aluminum Shelf*	+\$750
WH	Fabric with Overhead Cabinet*	+\$750
WM	Glass Whiteboard	+\$830

*Not recommended on 66"H walls with height adjustable worksurfaces due to potential monitor collision.

STEP 4 – Base Office B, Cantilevered Worksurface w/ Frosted Acrylic Door Cabinet

KZ	Fixed Worksurface	-\$2800
KL	Height Adjustable Wksf	no charge

STEP 5 – Base Office B, Return Wall

RA	Laminate	no charge
RB	Laminate with Aluminum Shelf*	+\$750
RC	Laminate with Overhead Cabinet*	+\$750
RF	Fabric	no charge
RG	Fabric with Aluminum Shelf*	+\$750
RH	Fabric with Overhead Cabinet*	+\$750

*Not recommended on 66"H walls with height adjustable worksurfaces due to potential monitor collision.

STEP 6 – Top Shape

A	Cayman Shape Top, 34x72, Knife Edge	no charge
B	Rectangle Top 34x72, 3mm Edge	-\$250
C	Rectangle Top 30x72, 3mm Edge	-\$450

STEP 7 – Overhead Cabinet Door (if cabinets selected)

A	Frosted Acrylic Doors	no charge
B	Laminate Doors	no charge

STEP 8 – Utility Tray

N	No Utility Tray	no charge
Y	Utility Tray with Power	+\$970

STEP 9 – Modesty Panels

N	No modesty	no charge
A	Acrylic modesty	+\$250
L	Laminate modesty	+\$250

STEP 10 – Lighting

N	No LED Lights	no charge
Y	LED Lights	+\$528

STEP 11 – Paint Choice

G	Storm
R	Black
S	Silver*
T	Medium Tone
W	Arctic White (textured)

*Utility Tray will be painted Storm if also selected.

STEP 12 – Case Laminate Choice

Laminate Suffix List:

2	Formica Pecan Walnut (6996-26)
3	Formica Millennium Oak (5887-26)
4	Formica Scandi Rift Oak (8677-26)
5	Formica Pale Brushstroke (6997-58)
6	Formica Storm (912-58)
A	Formica Chelsea Maple (9238-58)
E	Formica Zen Grey (9243-58)
F	Formica Black (909-58)
G	Formica Graphite (837-58)
H	Formica Ceruse Gray Walnut (6994-26)
K	Formica Aged Ash (8844-WR)
L	Formica Formal Walnut (5782-NG)
M	Formica Classic White (9244-58)
Q	Formica Inked Oak (5792-PG)
W	Formica Brite White (459-58)
X	Formica Non-Premium (58,43, MC, SP, and NT finishes), + \$2250 Formica Premium (WR, 42, 77, 46, RD), Wilsonart Non-Premium (-38, -60), and Wilsonart Premium (-07, -12, -18, -28, -52, -78) laminates. Wilsonart virtual design library Y series laminates, Wilsonart Solicolor, and Formica ColorCore2 are not included in the above upcharges. For pricing, contact designteam@enwork.com

STEP 13 – Top/Drawer/Door/Vertical Wall Laminate Choice

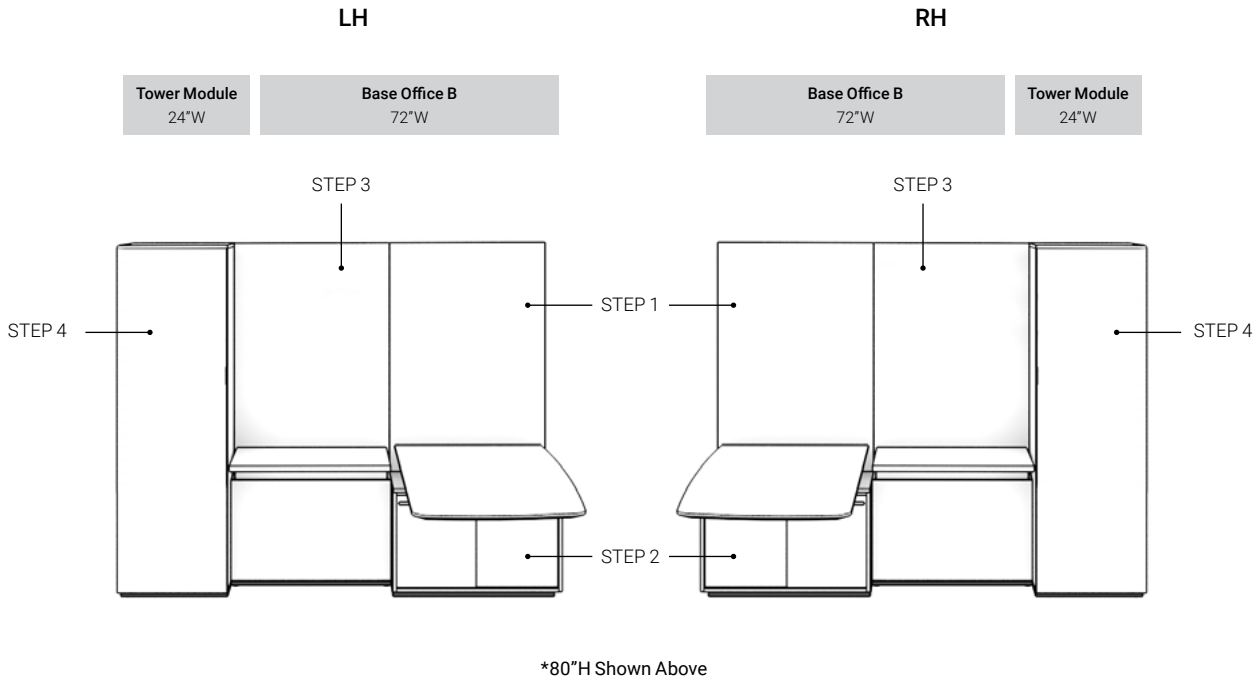
Laminate Suffix List:

2	Formica Pecan Walnut (6996-26)
3	Formica Millennium Oak (5887-26)
4	Formica Scandi Rift Oak (8677-26)
5	Formica Pale Brushstroke (6997-58)
6	Formica Storm (912-58)
A	Formica Chelsea Maple (9238-58)
E	Formica Zen Grey (9243-58)
F	Formica Black (909-58)
G	Formica Graphite (837-58)
H	Formica Ceruse Gray Walnut (6994-26)
K	Formica Aged Ash (8844-WR)
L	Formica Formal Walnut (5782-NG)
M	Formica Classic White (9244-58)
Q	Formica Inked Oak (5792-PG)
W	Formica Brite White (459-58)
X	Formica Non-Premium (58,43, MC, SP, and NT finishes), + \$750 Formica Premium (WR, 42, 77, 46, RD), Wilsonart Non-Premium (-38, -60), and Wilsonart Premium (-07, -12, -18, -28, -52, -78) laminates. Wilsonart virtual design library Y series laminates, Wilsonart Solicolor, and Formica ColorCore2 are not included in the above upcharges. For pricing, contact designteam@enwork.com

STEP 14 – Fabric Choice (if applicable)

Free form fabric selection.
Choose from Camira Era, Rivet, Manhattan, Carlow,
or Lucia fabrics.

Cayman Typical 7 (Three Module Private Office w/ Height Adjustable Return)



Product Specifications

- > Includes 3 wall modules with cabinets and height adjustable return, common top, common plinth and cantilevered worksurface.
- > Dimensions:
 - > Overall depth of the work wall is 24\".
 - > Lower Cabinets are 20\"D x 24\"H with top.
 - > Standard Cayman walls are 66\"H. Executive Cayman is 80\"H.
 - > Common top on cabinets is 20\"D.
 - > Height-Adjustable return is 24\"D x 36\"W.
 - > Storage Towers are 24\"D x 24\"W x 66/80\"H.
- > Locks are included on towers (see Understanding Cayman for exact locations).
- > Reference Understanding Cayman on pages 3-13 of the price list for product details.
- > Monitor Mounts and Appliances are sold separately.
- > Cayman tether bracket attaches to a wall stud. Cayman does not attach to a demountable wall. See page 12.

Ordering Information

- > A freight fee of \$150 net is assessed on orders less than \$1500 net. See page 13 of V18 price list.

W1	H1	Part Number	Description	List Price (US\$)
96	66	CM7L66096	LH Unit, 66\"H	\$17,476
96	66	CM7R66096	RH Unit, 66\"H	\$17,476
96	80	CM7L80096	LH Unit, 80\"H	\$17,574
96	80	CM7R80096	RH Unit, 80\"H	\$17,574

Cayman Typical 7 (Three Module Private Office w/ Height Adjustable Return)

STEP 1 – Base Office B, Wksf Wall

WA	Laminate	no charge
WB	Laminate with Aluminum Shelf*	+750
WC	Laminate with Overhead Cabinet*	+750
WF	Fabric	no charge
WG	Fabric with Aluminum Shelf*	+750
WH	Fabric with Overhead Cabinet*	+750
WM	Glass Whiteboard	+830

*Not recommended on 66"H walls with height adjustable worksurfaces due to potential monitor collision.

STEP 2 – Base Office B, Cantilevered Worksurface w/ Frosted Acrylic Door Cabinet

KZ	Fixed Worksurface	-\$2800
KL	Height Adjustable Wksf	no charge

STEP 3 – Base Office B, Return Wall

RA	Laminate	no charge
RB	Laminate with Aluminum Shelf*	+\$750
RC	Laminate with Overhead Cabinet*	+\$750
RF	Fabric	no charge
RG	Fabric with Aluminum Shelf*	+\$750
RH	Fabric with Overhead Cabinet*	+\$750

*Not recommended on 66"H walls with height adjustable worksurfaces due to potential monitor collision.

STEP 4 – Storage Tower

TT	Single Door Tower	no charge
TU	Side Access Tower w/ Lam Appliance Garage	+\$1633
TV	Side Access Tower	
	w/ Back-Painted Glass Door Appliance Garage	+\$1745
TW	Front Access Tower w/ Lam Appliance Garage	+\$1194
TY	Front Access Tower	
	w/ Back-Painted Glass Door Appliance Garage	+\$1306

STEP 5 – Top Shape

A	Cayman Shape Top, 34x72, Knife Edge	no charge
B	Rectangle Top 34x72, 3mm Edge	-\$250
C	Rectangle Top 30x72, 3mm Edge	-\$450

STEP 6 – Overhead Cabinet Door (if cabinets selected)

A	Frosted Acrylic Doors	no charge
B	Laminate Doors	no charge

STEP 7 – Utility Tray

N	No Utility Tray	no charge
Y	Utility Tray with Power	+\$970

STEP 8 – Modesty Panels

N	No modesty	no charge
A	Acrylic modesty	+\$250
L	Laminate modesty	+\$250

STEP 9 – Lighting

N	No LED Lights	no charge
Y	LED Lights	+\$528

STEP 10 – Paint Choice

G	Storm
R	Black
S	Silver*
T	Medium Tone
W	Arctic White (textured)

*Utility Tray will be painted Storm if also selected.

STEP 11 – Case Laminate Choice

Laminate Suffix List:

2	Formica Pecan Walnut (6996-26)
3	Formica Millennium Oak (5887-26)
4	Formica Scandi Rift Oak (8677-26)
5	Formica Pale Brushstroke (6997-58)
6	Formica Storm (912-58)
A	Formica Chelsea Maple (9238-58)
E	Formica Zen Grey (9243-58)
F	Formica Black (909-58)
G	Formica Graphite (837-58)
H	Formica Ceruse Gray Walnut (6994-26)
K	Formica Aged Ash (8844-WR)
L	Formica Formal Walnut (5782-NG)
M	Formica Classic White (9244-58)
Q	Formica Inked Oak (5792-PG)
W	Formica Brite White (459-58)
X	Formica Non-Premium (58,43, MC, SP, and NT finishes), + \$3000 Formica Premium (WR, 42, 77, 46, RD), Wilsonart Non-Premium (-38, -60), and Wilsonart Premium (-07, -12, -18, -28, -52, -78) laminates.

Wilsonart virtual design library Y series laminates, Wilsonart Solicor, and Formica ColorCore2 are not included in the above upcharges.

For pricing, contact designteam@enwork.com

STEP 12 – Top/Drawer/Door/Vertical Wall Laminate Choice

Laminate Suffix List:

2	Formica Pecan Walnut (6996-26)
3	Formica Millennium Oak (5887-26)
4	Formica Scandi Rift Oak (8677-26)
5	Formica Pale Brushstroke (6997-58)
6	Formica Storm (912-58)
A	Formica Chelsea Maple (9238-58)
E	Formica Zen Grey (9243-58)
F	Formica Black (909-58)
G	Formica Graphite (837-58)
H	Formica Ceruse Gray Walnut (6994-26)
K	Formica Aged Ash (8844-WR)
L	Formica Formal Walnut (5782-NG)
M	Formica Classic White (9244-58)
Q	Formica Inked Oak (5792-PG)
W	Formica Brite White (459-58)
X	Formica Non-Premium (58,43, MC, SP, and NT finishes), + \$750 Formica Premium (WR, 42, 77, 46, RD), Wilsonart Non-Premium (-38, -60), and Wilsonart Premium (-07, -12, -18, -28, -52, -78) laminates.

Wilsonart virtual design library Y series laminates, Wilsonart Solicor, and Formica ColorCore2 are not included in the above upcharges.

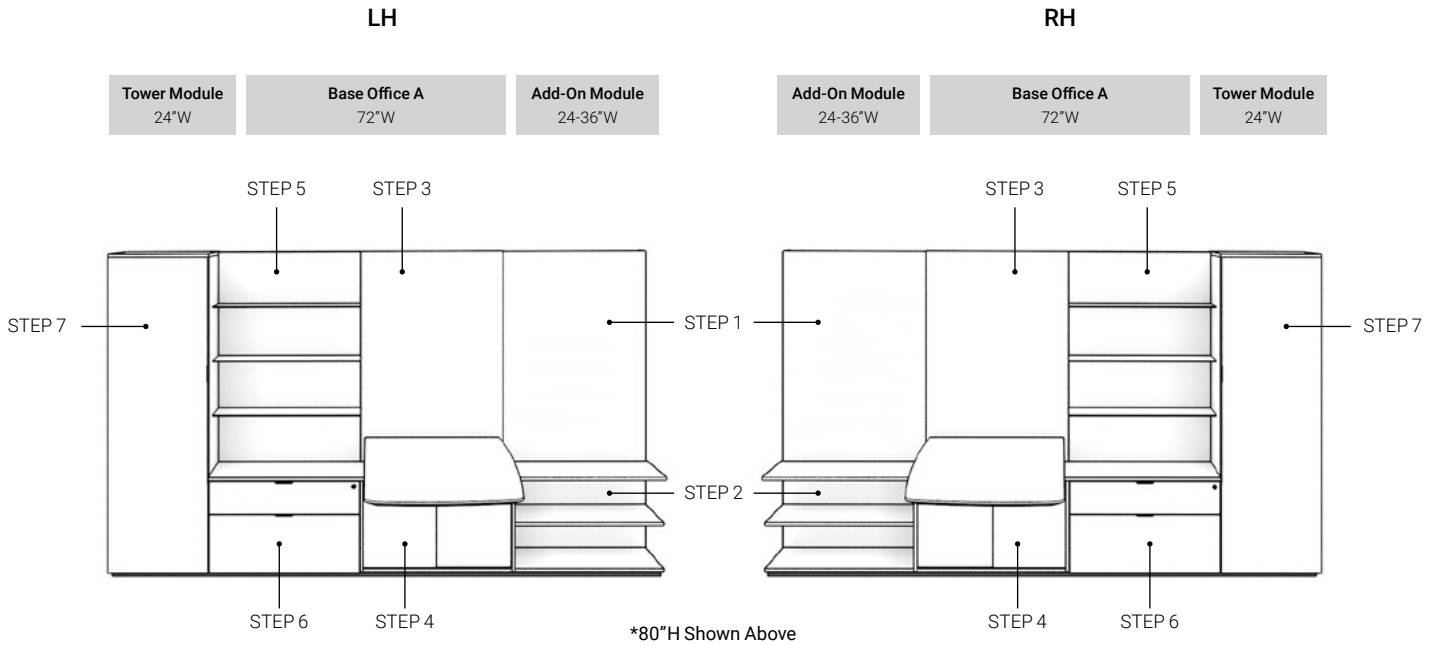
For pricing, contact designteam@enwork.com

STEP 13 – Fabric Choice (if applicable)

Free form fabric selection.

Choose from Camira Era, Rivet, Manhattan, Carlow, or Lucia fabrics.

Cayman Typical 8 (Four Module Private Office)



Product Specifications

- > Includes 4 wall modules with cabinets, storage tower, common top, common plinth and cantilevered worksurface.
- >Dimensions:
 - >Overall depth of the work wall is 24\".
 - >Lower Cabinets are 20\"D x 24\"H with top.
 - >Standard Cayman walls are 66\"H. Executive Cayman is 80\"H.
 - >Common top on cabinets is 20\"D.
 - >Storage Towers are 24\"D x 24\"W x 66/80\"H.
- > Locks are included on lower cabinet storage (except sliding acrylic doors) and parts of tower.
- > Reference Understanding Cayman on pages 3-13 of the price list for product details.
- > Monitor Mounts and Appliances are sold separately.
- > Cayman tether bracket attaches to a wall stud. Cayman does not attach to a demountable wall. See page 12.

Ordering Information

- > A freight fee of \$150 net is assessed on orders less than \$1500 net. See page 13 of V18 price list.

W1	H1	Part Number	Description	List Price (US\$)
120	66	CM8L66120	LH Unit w/ 24\" Add-On Module	\$18,396
120	66	CM8R66120	RH Unit w/ 24\" Add-On Module	\$18,396
120	80	CM8L80120	LH Unit w/ 24\" Add-On Module	\$19,516
120	80	CM8R80120	RH Unit w/ 24\" Add-On Module	\$19,516
126*	66	CM8L66126	LH Unit w/ 30\" Add-On Module	\$18,496
126*	66	CM8R66126	RH Unit w/ 30\" Add-On Module	\$18,496
126*	80	CM8L80126	LH Unit w/ 30\" Add-On Module	\$19,616
126*	80	CM8R80126	RH Unit w/ 30\" Add-On Module	\$19,616
132*	66	CM8L66132	LH Unit w/ 36\" Add-On Module	\$18,596
132*	66	CM8R66132	RH Unit w/ 36\" Add-On Module	\$18,596
132*	80	CM8L80132	LH Unit w/ 36\" Add-On Module	\$19,716
132*	80	CM8R80132	RH Unit w/ 36\" Add-On Module	\$19,716

*Add-On Module dimensioning is available "by the inch". Feel free to substitute any whole number between 121-125 in place of 126 or substitute 127-131 in place of 132. See page 8 for details.

Cayman Typical 8 (Four Module Private Office)

STEP 1 – Add-On Module Wall

AA	Laminate	no charge
AB	Laminate with 1 Aluminum Shelf	+\$750
AC	Laminate with 1 Overhead Cabinet	+\$750
AD	Laminate with Aluminum Shelves (2 on 66H, 3 on 80H)	+\$1500/+\$2250
AE	Laminate with Overhead Cabinet and Aluminum Shelves (1 on 66H, 2 on 80H)	+\$1500/+\$2250
AF	Fabric	no charge
AG	Fabric with 1 Aluminum Shelf	+\$750
AH	Fabric with 1 Overhead Cabinet	+\$750
AJ	Fabric with Aluminum Shelves (2 on 66H, 3 on 80H)	+\$1500/+\$2250
AK	Fabric with Overhead Cabinet and Aluminum Shelves (1 on 66H, 2 on 80H)	+\$1500/+\$2250
AM	Glass Whiteboard*	+\$830

*Glass is 36"W, thus standard on 132"W unit only.

STEP 2 – Add-On Module Cabinet

BN	Open Laminate Shelving	no charge
BP	Tech Drawer/Lateral File	+\$350
BQ	Double Door Cabinet	no charge

STEP 3 – Base Office A, Wksf Wall

WA	Laminate	no charge
WB	Laminate with Aluminum Shelf*	+\$750
WC	Laminate with Overhead Cabinet*	+\$750
WF	Fabric	no charge
WG	Fabric with Aluminum Shelf*	+\$750
WH	Fabric with Overhead Cabinet*	+\$750
WM	Glass Whiteboard	+\$830

*Not recommended on 66"H walls with height adjustable worksurfaces due to potential monitor collision.

STEP 4 – Base Office A, Cantilevered Worksurface w/ Frosted Acrylic Door Cabinet

KZ	Fixed Worksurface	-\$2800
KL	Height Adjustable Wksf	no charge

STEP 5 – Base Office A, Return Wall

RD	Laminate with aluminum shelves (2 for 66H, 3 for 80H)	no charge
RE	Laminate with 1 Overhead Cabinet and aluminum shelves (1 for 66H and 2 for 80H)	no charge
RJ	Fabric with aluminum shelves (2 for 66H, 3 for 80H)	no charge
RK	Fabric with 1 overhead and aluminum shelves (1 for 66H and 2 for 80H)	no charge
RM	Glass Whiteboard	no charge

STEP 6 – Base Office A, Return Cabinet

CP	Tech Drawer/Lateral File	no charge
CR	Tech Drawer/Double Door	no charge

STEP 7 – Storage Tower

TT	Single Door Tower	no charge
TU	Side Access Tower w/ Lam Appliance Garage	+\$1633
TV	Side Access Tower w/ Back-Painted Glass Door Appliance Garage	+\$1745
TW	Front Access Tower w/ Lam Appliance Garage	+\$1194
TY	Front Access Tower w/ Back-Painted Glass Door Appliance Garage	+\$1306

STEP 8 – Top Shape

A	Cayman Shape Top, 34x72, Knife Edge	no charge
B	Rectangle Top 34x72, 3mm Edge	-\$250
C	Rectangle Top 30x72, 3mm Edge	-\$450

STEP 9 – Overhead Cabinet Door (if cabinets selected)

A	Acrylic	no charge
B	Laminate	no charge

STEP 10 – Utility Tray

N	No Utility Tray	no charge
Y	Utility Tray with Power	+\$970

STEP 11 – Modesty Panels

N	No modesty	no charge
A	Acrylic modesty	+\$250
L	Laminate modesty	+\$250

STEP 12 – Lighting

N	No LED Lights	no charge
Y	LED Lights	+\$1365

STEP 13 – Paint Choice

G	Storm
R	Black
S	Silver*
T	Medium Tone
W	Arctic White (textured)

*Utility Tray will be painted Storm if also selected.

STEP 14 – Case Laminate Choice

Laminate Suffix List:

2	Formica Pecan Walnut (6996-26)
3	Formica Millennium Oak (5887-26)
4	Formica Scandi Rift Oak (8677-26)
5	Formica Pale Brushstroke (6997-58)
6	Formica Storm (912-58)
A	Formica Chelsea Maple (9238-58)
E	Formica Zen Grey (9243-58)
F	Formica Black (909-58)
G	Formica Graphite (837-58)
H	Formica Ceruse Gray Walnut (6994-26)
K	Formica Aged Ash (8844-WR)
L	Formica Formal Walnut (5782-NG)
M	Formica Classic White (9244-58)
Q	Formica Inked Oak (5792-PG)
W	Formica Brite White (459-58)
X	Formica Non-Premium (58,43, MC, SP, and NT finishes), + \$3750 Formica Premium (WR, 42, 77, 46, RD), Wilsonart Non-Premium (-38, -60), and Wilsonart Premium (-07, -12, -18, -28, -52, -78) laminates.

Wilsonart virtual design library Y series laminates, Wilsonart Solicor, and Formica ColorCore2 are not included in the above upcharges.

For pricing, contact designsteam@enwork.com

STEP 15 – Top/Drawer/Door/Vertical Wall Laminate Choice

Laminate Suffix List:

2	Formica Pecan Walnut (6996-26)
3	Formica Millennium Oak (5887-26)
4	Formica Scandi Rift Oak (8677-26)
5	Formica Pale Brushstroke (6997-58)
6	Formica Storm (912-58)
A	Formica Chelsea Maple (9238-58)
E	Formica Zen Grey (9243-58)
F	Formica Black (909-58)
G	Formica Graphite (837-58)
H	Formica Ceruse Gray Walnut (6994-26)
K	Formica Aged Ash (8844-WR)
L	Formica Formal Walnut (5782-NG)
M	Formica Classic White (9244-58)
Q	Formica Inked Oak (5792-PG)
W	Formica Brite White (459-58)
X	Formica Non-Premium (58,43, MC, SP, and NT finishes), + \$750 Formica Premium (WR, 42, 77, 46, RD), Wilsonart Non-Premium (-38, -60), and Wilsonart Premium (-07, -12, -18, -28, -52, -78) laminates.

Wilsonart virtual design library Y series laminates, Wilsonart Solicor, and Formica ColorCore2 are not included in the above upcharges.

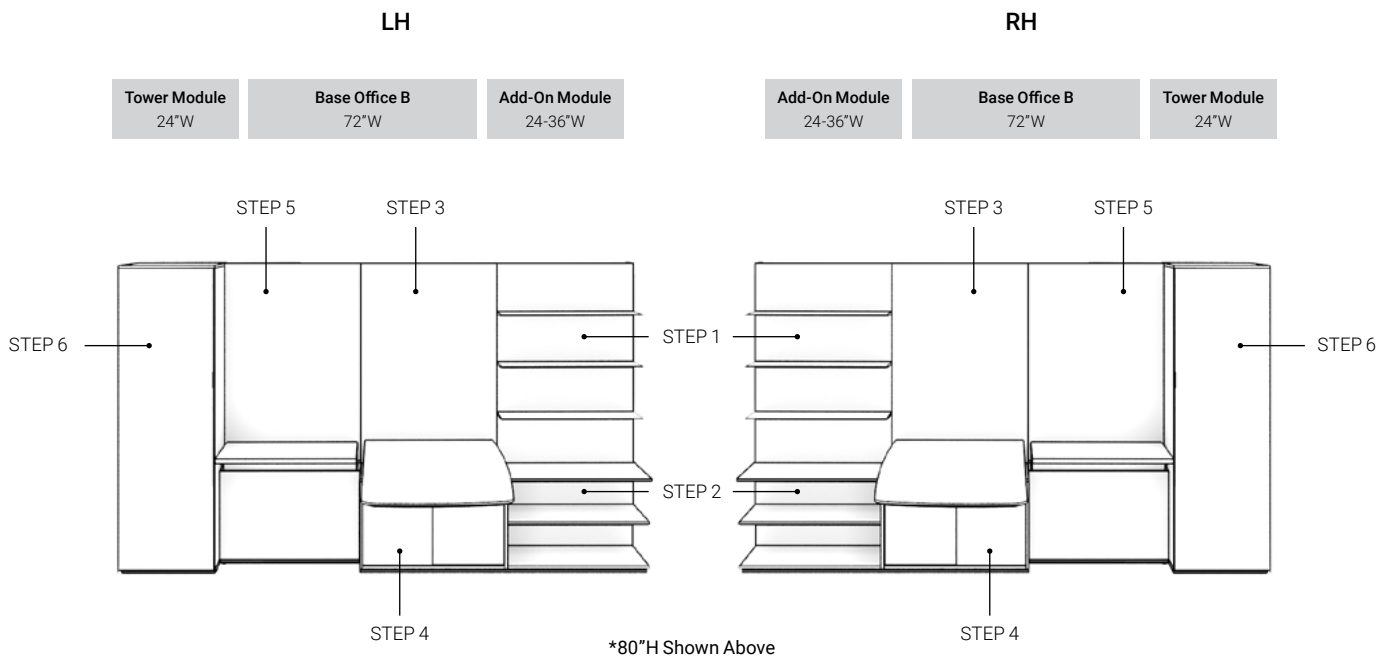
For pricing, contact designsteam@enwork.com

STEP 16 – Fabric Choice (if applicable)

Free form fabric selection.

Choose from Camira Era, Rivet, Manhattan, Carlow, or Lucia fabrics.

Cayman Typical 9 (Four Module Private Office)



Product Specifications

- > Includes 4 wall modules with cabinets, height-adjustable return, storage tower, common top, common plinth and cantilevered worksurface.
- > Dimensions:
 - > Overall depth of the work wall is 24".
 - > Lower Cabinets are 20"D x 24"H with top.
 - > Standard Cayman walls are 66"H. Executive Cayman is 80"H.
 - > Common top on cabinets is 20"D.
 - > Height-Adjustable return is 24"D x 36"W.
 - > Storage Towers are 24"D x 24"W x 66/80"H.
- > Locks are included on lower cabinet storage (except sliding acrylic doors) and parts of tower.
- > Reference Understanding Cayman on pages 3-13 of the price list for product details.
- > Monitor Mounts and Appliances are sold separately.
- > Cayman tether bracket attaches to a wall stud. Cayman does not attach to a demountable wall. See page 12.

Ordering Information

> A freight fee of \$150 net is assessed on orders less than \$1500 net. See page 13 of V18 price list.

W1	H1	Part Number	Description	List Price (US\$)
120	66	CM9L66120	LH Unit w/ 24" Add-On Module	\$18,996
120	66	CM9R66120	RH Unit w/ 24" Add-On Module	\$18,996
120	80	CM9L80120	LH Unit w/ 24" Add-On Module	\$19,416
120	80	CM9R80120	RH Unit w/ 24" Add-On Module	\$19,416
126*	66	CM9L66126	LH Unit w/ 30" Add-On Module	\$19,096
126*	66	CM9R66126	RH Unit w/ 30" Add-On Module	\$19,096
126*	80	CM9L80126	LH Unit w/ 30" Add-On Module	\$19,516
126*	80	CM9R80126	RH Unit w/ 30" Add-On Module	\$19,516
132*	66	CM9L66132	LH Unit w/ 36" Add-On Module	\$19,196
132*	66	CM9R66132	RH Unit w/ 36" Add-On Module	\$19,196
132*	80	CM9L80132	LH Unit w/ 36" Add-On Module	\$19,616
132*	80	CM9R80132	RH Unit w/ 36" Add-On Module	\$19,616

*Add-On Module dimensioning is available "by the inch". Feel free to substitute any whole number between 121-125 in place of 126 or substitute 127-131 in place of 132. See page 8 for details.

Cayman Typical 9 (Four Module Private Office)

STEP 1 – Add-On Module Wall

AA	Laminate	no charge
AB	Laminate with 1 Aluminum Shelf	+\$750
AC	Laminate with 1 Overhead Cabinet	+\$750
AD	Laminate with Aluminum Shelves (2 on 66H, 3 on 80H)	+\$1500/+\$2250
AE	Laminate with Overhead Cabinet and Aluminum Shelves (1 on 66H, 2 on 80H)	+\$1500/+\$2250
AF	Fabric	no charge
AG	Fabric with 1 Aluminum Shelf	+\$750
AH	Fabric with 1 Overhead Cabinet	+\$750
AJ	Fabric with Aluminum Shelves (2 on 66H, 3 on 80H)	+\$1500/+\$2250
AK	Fabric with Overhead Cabinet and Aluminum Shelves (1 on 66H, 2 on 80H)	+\$1500/+\$2250
AM	Glass Whiteboard*	+\$830

*Glass is 36"W, thus standard on 132"W unit only.

STEP 2 – Add-On Module Cabinet

BN	Open Laminate Shelving	no charge
BP	Tech Drawer/Lateral File	+\$350
BQ	Double Door Cabinet	no charge

STEP 3 – Base Office B, Wksf Wall

WA	Laminate	no charge
WB	Laminate with Aluminum Shelf*	+\$750
WC	Laminate with Overhead Cabinet*	+\$750
WF	Fabric	no charge
WG	Fabric with Aluminum Shelf*	+\$750
WH	Fabric with Overhead Cabinet*	+\$750
WM	Glass Whiteboard	+\$830

*Not recommended on 66"H walls with height adjustable worksurfaces due to potential monitor collision.

STEP 4 – Base Office B, Cantilevered Worksurface w/ Frosted Acrylic Door Cabinet

KZ	Fixed Worksurface	-\$2800
KL	Height Adjustable Wksf	no charge

STEP 5 – Base Office B, Return Wall

RA	Laminate	no charge
RB	Laminate with Aluminum Shelf*	+\$750
RC	Laminate with Overhead Cabinet*	+\$750
RF	Fabric	no charge
RG	Fabric with Aluminum Shelf*	+\$750
RH	Fabric with Overhead Cabinet*	+\$750

*Not recommended on 66"H walls with height adjustable worksurfaces due to potential monitor collision.

STEP 6 – Storage Tower

TT	Single Door Tower	no charge
TU	Side Access Tower w/ Lam Appliance Garage	+\$1633
TV	Side Access Tower w/ Back-Painted Glass Door Appliance Garage	+\$1745
TW	Front Access Tower w/ Lam Appliance Garage	+\$1194
TY	Front Access Tower w/ Back-Painted Glass Door Appliance Garage	+\$1306

STEP 7 – Top Shape

A	Cayman Shape Top, 34x72, Knife Edge	no charge
B	Rectangle Top 34x72, 3mm Edge	-\$250
C	Rectangle Top 30x72, 3mm Edge	-\$450

STEP 8 – Overhead Cabinet Door (if cabinets selected)

A	Acrylic	no charge
B	Laminate	no charge

STEP 9 – Utility Tray

N	No Utility Tray	no charge
Y	Utility Tray with Power	+\$970

STEP 10 – Modesty Panels

N	No modesty	no charge
A	Acrylic modesty	+\$250
L	Laminate modesty	+\$250

STEP 11 – Lighting

N	No LED Lights	no charge
Y	LED Lights	+\$730

STEP 12 – Paint Choice

G	Storm
R	Black
S	Silver*
T	Medium Tone
W	Arctic White (textured)

*Utility Tray will be painted Storm if also selected.

STEP 13 – Case Laminate Choice

Laminate Suffix List:

2	Formica Pecan Walnut (6996-26)
3	Formica Millennium Oak (5887-26)
4	Formica Scandi Rift Oak (8677-26)
5	Formica Pale Brushstroke (6997-58)
6	Formica Storm (912-58)
A	Formica Chelsea Maple (9238-58)
E	Formica Zen Grey (9243-58)
F	Formica Black (909-58)
G	Formica Graphite (837-58)
H	Formica Ceruse Gray Walnut (6994-26)
K	Formica Aged Ash (8844-WR)
L	Formica Formal Walnut (5782-NG)
M	Formica Classic White (9244-58)
Q	Formica Inked Oak (5792-PG)
W	Formica Brite White (459-58)
X	Formica Non-Premium (58,43, MC, SP, and NT finishes), + \$3750 Formica Premium (WR, 42, 77, 46, RD), Wilsonart Non-Premium (-38, -60), and Wilsonart Premium (-07, -12, -18, -28, -52, -78) laminates.

Wilsonart virtual design library Y series laminates, Wilsonart Solicolor, and Formica ColorCore2 are not included in the above upcharges.
For pricing, contact designteam@enwork.com

STEP 14 – Top/Drawer/Door/Vertical Wall Laminate Choice

Laminate Suffix List:

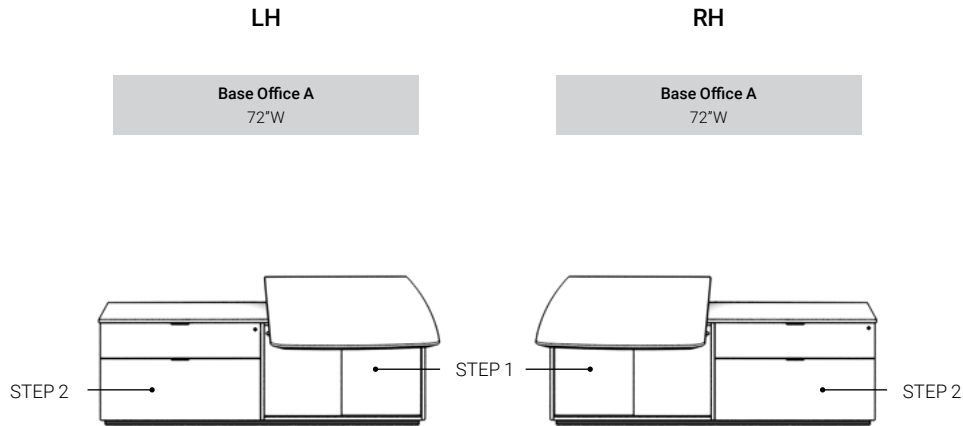
2	Formica Pecan Walnut (6996-26)
3	Formica Millennium Oak (5887-26)
4	Formica Scandi Rift Oak (8677-26)
5	Formica Pale Brushstroke (6997-58)
6	Formica Storm (912-58)
A	Formica Chelsea Maple (9238-58)
E	Formica Zen Grey (9243-58)
F	Formica Black (909-58)
G	Formica Graphite (837-58)
H	Formica Ceruse Gray Walnut (6994-26)
K	Formica Aged Ash (8844-WR)
L	Formica Formal Walnut (5782-NG)
M	Formica Classic White (9244-58)
Q	Formica Inked Oak (5792-PG)
W	Formica Brite White (459-58)
X	Formica Non-Premium (58,43, MC, SP, and NT finishes), + \$750 Formica Premium (WR, 42, 77, 46, RD), Wilsonart Non-Premium (-38, -60), and Wilsonart Premium (-07, -12, -18, -28, -52, -78) laminates.

Wilsonart virtual design library Y series laminates, Wilsonart Solicolor, and Formica ColorCore2 are not included in the above upcharges.
For pricing, contact designteam@enwork.com

STEP 15 – Fabric Choice (if applicable)

Free form fabric selection.
Choose from Camira Era, Rivet, Manhattan, Carlow,
or Lucia fabrics.

Cayman Typical 10 (Two Module Private Office / Small Conference Team Room)



Product Specifications

- > Includes 2 cabinets with common top, common plinth and cantilevered worksurface. Does not include walls or overhead shelves/storage.
- > Dimensions:
 - > Common top on cabinets is 24"H (Typical 10 only).
- > Locks are included on lower cabinet (except sliding acrylic under wkfs).
- > Reference Understanding Cayman on pages 3-13 of the price list for product details.
- > Monitor Mounts and Appliances are sold separately.
- > Cayman tether bracket attaches to a wall stud. Cayman does not attach to a demountable wall. See page 12.

Ordering Information

- > A freight fee of \$150 net is assessed on orders less than \$1500 net. See page 13 of V18 price list.

W1	H1	Part Number	Description	List Price (US\$)
72	24*	CMBL24072	LH Unit, 24"H*	\$10,183
72	24*	CMBR24072	RH Unit, 24"H*	\$10,183

*Cabinet

Cayman Typical 10 (Two Module Private Office / Small Conference Team Room)

STEP 1 – Base Office A, Cantilevered

Worksurface w/ Frosted Acrylic Door Cabinet

KZ	Fixed Worksurface	- \$2800
KL	Height Adjustable Wksf	no charge

STEP 2 – Base Office A, Return Cabinet

CP	Tech Drawer/Lateral File	no charge
CR	Tech Drawer/Double Door	no charge

STEP 3 – Top Shape

A	Cayman Shape Top, 34x72, Knife Edge	no charge
B	Rectangle Top 34x72, 3mm Edge	- \$250
C	Rectangle Top 30x72, 3mm Edge	- \$450

STEP 4 – Utility Tray

N	No Utility Tray	no charge
Y	Utility Tray with Power	+ \$970

STEP 5 – Modesty Panels

N	No modesty	no charge
A	Acrylic modesty	+ \$250
L	Laminate modesty	+ \$250

STEP 6 – Paint Choice

G	Storm
R	Black
S	Silver*
T	Medium Tone
W	Arctic White (textured)

*Utility Tray will be painted Storm if also selected.

STEP 7 – Case Laminate Choice

Laminate Suffix List:

2	Formica Pecan Walnut (6996-26)
3	Formica Millennium Oak (5887-26)
4	Formica Scandi Rift Oak (8677-26)
5	Formica Pale Brushstroke (6997-58)
6	Formica Storm (912-58)
A	Formica Chelsea Maple (9238-58)
E	Formica Zen Grey (9243-58)
F	Formica Black (909-58)
G	Formica Graphite (837-58)
H	Formica Ceruse Gray Walnut (6994-26)
K	Formica Aged Ash (8844-WR)
L	Formica Formal Walnut (5782-NG)
M	Formica Classic White (9244-58)
Q	Formica Inked Oak (5792-PG)
W	Formica Brite White (459-58)
X	Formica Non-Premium (58,43, MC, SP, and NT finishes), + \$1500 Formica Premium (WR, 42, 77, 46, RD), Wilsonart Non-Premium (-38, -60), and Wilsonart Premium (-07, -12, -18, -28, -52, -78) laminates.

Wilsonart virtual design library Y series laminates, Wilsonart Solicolor, and Formica ColorCore2 are not included in the above upcharges.
For pricing, contact designteam@enwork.com

STEP 8 – Top/Drawer/Door/Vertical Wall Laminate Choice

Laminate Suffix List:

2	Formica Pecan Walnut (6996-26)
3	Formica Millennium Oak (5887-26)
4	Formica Scandi Rift Oak (8677-26)
5	Formica Pale Brushstroke (6997-58)
6	Formica Storm (912-58)
A	Formica Chelsea Maple (9238-58)
E	Formica Zen Grey (9243-58)
F	Formica Black (909-58)
G	Formica Graphite (837-58)
H	Formica Ceruse Gray Walnut (6994-26)
K	Formica Aged Ash (8844-WR)
L	Formica Formal Walnut (5782-NG)
M	Formica Classic White (9244-58)
Q	Formica Inked Oak (5792-PG)
W	Formica Brite White (459-58)
X	Formica Non-Premium (58,43, MC, SP, and NT finishes), + \$450 Formica Premium (WR, 42, 77, 46, RD), Wilsonart Non-Premium (-38, -60), and Wilsonart Premium (-07, -12, -18, -28, -52, -78) laminates.

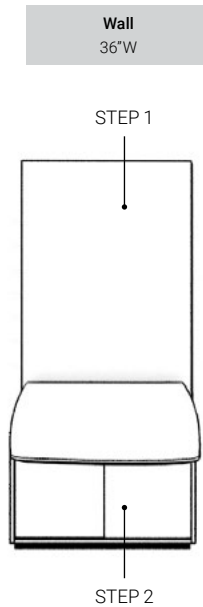
Wilsonart virtual design library Y series laminates, Wilsonart Solicolor, and Formica ColorCore2 are not included in the above upcharges.
For pricing, contact designteam@enwork.com

STEP 9 – Fabric Choice (if applicable)

Free form fabric selection.

Choose from Camira Era, Rivet, Manhattan, Carlow, or Lucia fabrics.

Cayman Components (Workstation Wall Modules)



Product Specifications

- > Unit must connect to another module. For use with Cayman Component Add-On Modules.
- > Requires Ganging Packages for connection to other modules. See page 40.
- > LED light option not available on Worksurface Wall Components.
- > Only available in 36"W.
- > Overall depth of storage wall is 24". Cabinets are 20"D.
- > Unit must be tethered to a wall. Bracket included.
- > End trim ordered separately.
- > If ordered with the non-symmetrical Cayman-Shape top the flat side of the top is on the side of the Add-On Module.

W1	H1	Part Number	Description	List Price (US\$)
Attaches to the left of an Add-On Module				
36	66	CMOR66036	Workstation Wall, 66H	\$7,905
36	80	CMOR80036	Workstation Wall, 80H	\$7,991
Attaches to the right of an Add-On-Module				
36	66	CMOL66036	Workstation Wall, 66H	\$7,905
36	80	CMOL80036	Workstation Wall 80H	\$7,991
Attaches in the middle of two Add-On-Modules				
36	66	CMOM66036	Workstation Wall, 66H	\$7,905
36	80	CMOM80036	Workstation Wall, 80H	\$7,991
Freestanding Conference Application (does not connect to Add-On Modules)				
36	66	CMFS66036	Video Sharing Table, 66H	\$7,905
36	80	CMFS80036	Video Sharing Table, 80H	\$7,991

Cayman Components (Workstation Wall Modules)

STEP 1 – Wall

WA	Laminate	no charge
WB	Laminate with Aluminum Shelf*	+\$750
WC	Laminate with Overhead Cabinet*	+\$750
WF	Fabric	no charge
WG	Fabric with Aluminum Shelf*	+\$750
WH	Fabric with Overhead Cabinet*	+\$750
WM	Glass Whiteboard	+\$830

*Not recommended on 66"H walls with height adjustable worksurfaces due to potential monitor collision.

STEP 2 – Cantilevered Worksurface w/ Frosted Acrylic Door Cabinet

KZ	Fixed Worksurface	-\$2800
KL	Height Adjustable Wksf	no charge

STEP 3 – Top Shape

A	Cayman Shape Top, 34x72, Knife Edge*	no charge
B	Rectangle Top 34x72, 3mm Edge	-\$250
C	Rectangle Top 30x72, 3mm Edge	-\$450
D	Cayman Conf Top, 34 x 72, knife edge	no charge
E	Wedge Top 34/27 x 72, knife edge	no charge

*Not available on CM0M... and CM0F... part numbers.

STEP 4 – Overhead Cabinet Door (if cabinets selected)

A	Acrylic	no charge
B	Laminate	no charge

STEP 5 – Utility Tray

N	No Utility Tray	no charge
Y	Utility Tray with Power	+\$970

STEP 6 – Paint Choice (if aluminium shelf selected)

G	Storm
R	Black
S	Silver*
T	Medium Tone
W	Arctic White (textured)

*Utility Tray will be painted Storm if also selected.

STEP 7 – Case Laminate Choice

Laminate Suffix List:

2	Formica Pecan Walnut (6996-26)	
3	Formica Millennium Oak (5887-26)	
4	Formica Scandi Rift Oak (8677-26)	
5	Formica Pale Brushstroke (6997-58)	
6	Formica Storm (912-58)	
A	Formica Chelsea Maple (9238-58)	
E	Formica Zen Grey (9243-58)	
F	Formica Black (909-58)	
G	Formica Graphite (837-58)	
H	Formica Ceruse Gray Walnut (6994-26)	
K	Formica Aged Ash (8844-WR)	
L	Formica Formal Walnut (5782-NG)	
M	Formica Classic White (9244-58)	
Q	Formica Inked Oak (5792-PG)	
W	Formica Brite White (459-58)	
X	Formica Non-Premium (58,43, MC, SP, and NT finishes), Formica Premium (WR, 42, 77, 46, RD), Wilsonart Non-Premium (-38, -60), and Wilsonart Premium (-07, -12, -18, -28, -52, -78) laminates.	+ \$750

Wilsonart virtual design library Y series laminates, Wilsonart Solicor, and Formica ColorCore2 are not included in the above upcharges.

For pricing, contact designteam@enwork.com

STEP 8 – Top/Drawer/Door/Vertical Wall Laminate Choice

Laminate Suffix List:

2	Formica Pecan Walnut (6996-26)	
3	Formica Millennium Oak (5887-26)	
4	Formica Scandi Rift Oak (8677-26)	
5	Formica Pale Brushstroke (6997-58)	
6	Formica Storm (912-58)	
A	Formica Chelsea Maple (9238-58)	
E	Formica Zen Grey (9243-58)	
F	Formica Black (909-58)	
G	Formica Graphite (837-58)	
H	Formica Ceruse Gray Walnut (6994-26)	
K	Formica Aged Ash (8844-WR)	
L	Formica Formal Walnut (5782-NG)	
M	Formica Classic White (9244-58)	
Q	Formica Inked Oak (5792-PG)	
W	Formica Brite White (459-58)	
X	Formica Non-Premium (58,43, MC, SP, and NT finishes), Formica Premium (WR, 42, 77, 46, RD), Wilsonart Non-Premium (-38, -60), and Wilsonart Premium (-07, -12, -18, -28, -52, -78) laminates.	+ \$450

Wilsonart virtual design library Y series laminates, Wilsonart Solicor, and Formica ColorCore2 are not included in the above upcharges.

For pricing, contact designteam@enwork.com

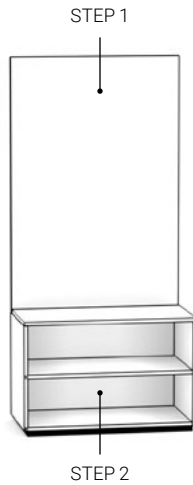
STEP 9 – Fabric Choice (if applicable)

Free form fabric selection.

Choose from Camira Era, Rivet, Manhattan, Carlow, or Lucia fabrics.

Cayman Components (Add-On Modules)

Add-On Module
24-36"W and 66/80"H

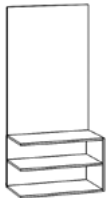


Product Specifications

- > Must gang 2-3 units together. Cannot order one freestanding Add-On module only.
- > Overall depth of unit is 24". Cabinets are 20"D by 24"H.
- > Wall tether bracket included.

W1	H1	Part Number	Description	List Price (US\$)
Add-On Module (w/ bookcase, tech/lat cabinet, double door cabinet)				
24	66	CMAF66024	Storage Wall Module, 24x66	\$2,100
24	80	CMAF80024	Storage Wall Module, 24x80	\$2,100
30*	66	CMAF66030	Storage Wall Module, 30x66	\$2,100
30*	80	CMAF80030	Storage Wall Module, 30x80	\$2,100
36*	66	CMAF66036	Storage Wall Module, 36x66	\$2,100
36*	80	CMAF80036	Storage Wall Module, 36x80	\$2,100

Add-On Module (w/ LH open shelf)



24	66	CMAL66024	Storage Wall Module, 24x66	\$2,100
24	80	CMAL80024	Storage Wall Module, 24x80	\$2,100
30*	66	CMAL66030	Storage Wall Module, 30x66	\$2,100
30*	80	CMAL80030	Storage Wall Module, 30x80	\$2,100
36*	66	CMAL66036	Storage Wall Module, 36x66	\$2,100
36*	80	CMAL80036	Storage Wall Module, 36x80	\$2,100

Tip: Can't connect more modules to the LH side of open shelf.

Add-On Module (w/ RH open shelf)



24	66	CMAR66024	Storage Wall Module, 24x66	\$2,100
24	80	CMAR80024	Storage Wall Module, 24x80	\$2,100
30*	66	CMAR66030	Storage Wall Module, 30x66	\$2,100
30*	80	CMAR80030	Storage Wall Module, 30x80	\$2,100
36*	66	CMAR66036	Storage Wall Module, 36x66	\$2,100
36*	80	CMAR80036	Storage Wall Module, 36x80	\$2,100

Tip: Can't connect more modules to the RH side of open shelf.

*Dimensioning is available "by the inch". Feel free to substitute any whole number between 25-29 in place of 30 or substitute 31-35 in place of 36. See page 8 for details.

LED Light Components

CMLEDD LED Driver/Switch \$303

Tip: One unit can drive up to three Add-on Modules

CMLEDL LED Lights \$286

Tip: Order quantity documented in Step 1 and 2

Cayman Components (Add-On Modules)

STEP 1 – Wall

AA	Laminate	no charge
AB	Laminate with 1 Aluminum Shelf	+\$750
AC	Laminate with 1 Overhead Cabinet	+\$750
AD	Laminate with Multiple Shelves (*2/3) (2 on 66H, 3 on 80H)	+\$1500/+\$2250
AE	Laminate with Overhead Cabinet and Shelves (*2/3) (1 on 66H, 2 on 80H)	+\$1500/+\$2250
AF	Fabric	no charge
AG	Fabric with 1 Aluminum Shelf	+\$750
AH	Fabric with 1 Overhead Cabinet	+\$750
AJ	Fabric with Multiple Shelves (*2/3) (2 on 66H, 3 on 80H)	+\$1500/+\$2250
AK	Fabric with Overhead Cabinet and Shelves (*2/3) (1 on 66H, 2 on 80H)	+\$1500/+\$2250
AM	Glass Whiteboard**	+\$830

*Number of LED lights required to order separately. LED lights not available on single shelf/cabinet walls.

**Only available on 36"W units.

STEP 2 – Cabinet

BN	Bookcase or Open Shelf (*2) (defaults based on chosen part number)	no charge
BP	Tech Drawer/Lateral File	+\$350
BQ	Double Door Cabinet	no charge

*Number of LED lights required to order separately. LED lights not available on single shelf/cabinet walls.

STEP 3 – Paint Choice

G	Storm
R	Black
S	Silver
T	Medium Tone
W	Arctic White (textured)

STEP 4 – Overhead Cabinet Door (if cabinets selected)

A	Acrylic	no charge
B	Laminate	no charge

STEP 5 – LED Lights

N	No LED Lights	no charge
Y	Include LED Mounting	no charge

Note: Lights and driver/switch sold separately on Cayman Components

STEP 6 – Case Laminate Choice

Laminate Suffix List:

2	Formica Pecan Walnut (6996-26)	
3	Formica Millennium Oak (5887-26)	
4	Formica Scandi Rift Oak (8677-26)	
5	Formica Pale Brushstroke (6997-58)	
6	Formica Storm (912-58)	
A	Formica Chelsea Maple (9238-58)	
E	Formica Zen Grey (9243-58)	
F	Formica Black (909-58)	
G	Formica Graphite (837-58)	
H	Formica Ceruse Gray Walnut (6994-26)	
K	Formica Aged Ash (8844-WR)	
L	Formica Formal Walnut (5782-NG)	
M	Formica Classic White (9244-58)	
Q	Formica Inked Oak (5792-PG)	
W	Formica Brite White (459-58)	
X	Formica Non-Premium (58,43, MC, SP, and NT finishes), Formica Premium (WR, 42, 77, 46, RD), Wilsonart Non-Premium (-38, -60), and Wilsonart Premium (-07, -12, -18, -28, -52, -78) laminates.	+ \$750

Wilsonart virtual design library Y series laminates, Wilsonart Solicor, and Formica ColorCore2 are not included in the above upcharges.

For pricing, contact designteam@enwork.com

STEP 7 – Top/Drawer/Door/Vertical Wall Laminate Choice

Laminate Suffix List:

2	Formica Pecan Walnut (6996-26)	
3	Formica Millennium Oak (5887-26)	
4	Formica Scandi Rift Oak (8677-26)	
5	Formica Pale Brushstroke (6997-58)	
6	Formica Storm (912-58)	
A	Formica Chelsea Maple (9238-58)	
E	Formica Zen Grey (9243-58)	
F	Formica Black (909-58)	
G	Formica Graphite (837-58)	
H	Formica Ceruse Gray Walnut (6994-26)	
K	Formica Aged Ash (8844-WR)	
L	Formica Formal Walnut (5782-NG)	
M	Formica Classic White (9244-58)	
Q	Formica Inked Oak (5792-PG)	
W	Formica Brite White (459-58)	
X	Formica Non-Premium (58,43, MC, SP, and NT finishes), Formica Premium (WR, 42, 77, 46, RD), Wilsonart Non-Premium (-38, -60), and Wilsonart Premium (-07, -12, -18, -28, -52, -78) laminates.	+ \$450

Wilsonart virtual design library Y series laminates, Wilsonart Solicor, and Formica ColorCore2 are not included in the above upcharges.

For pricing, contact designteam@enwork.com

STEP 8 – Fabric Choice (if applicable)

Free form fabric selection.


Choose from Camira Era, Rivet, Manhattan, Carlow,
or Lucia fabrics.

Cayman Components (Freestanding Storage Tower Modules)

Tower Module
24"W



Side-Access Wardrobe Towers w/ Appliance and Printer Garages



Front-Access Wardrobe Towers w/ Appliance and Printer Garages



Single Door Wardrobe Towers w/ Adjustable Shelves

Product Specifications

- > Overall width and depth of unit is 24".
- > Right hand Side Access towers have sliding wardrobe compartment door on right hand side of cabinet. Left hand opposite.
- > Right hand side of Front Access towers have hinged wardrobe doors on right hand side of cabinet front. Left hand opposite.
- > Front Access and Single Door towers have a coat rod in the wardrobe section. Side access towers have a coat hook.
- > LED lighting not available.
- > Side Access towers include 2 outlets in the appliance garage and 1 outlet in the printer garage.
- > Front Access towers include 1 outlet in the appliance garage and 1 outlet in the printer garage.

W1	H1	Part Number	Description	List Price (US\$)
----	----	-------------	-------------	-------------------

Tower Module – Side Access w/ Laminated Appliance Garage Door

24	66	CMUL66024	Side-Access LH, 66H	\$4,800
24	66	CMUR66024	Side-Access RH, 66H	\$4,800
24	80	CMUL80024	Side-Access LH, 80H	\$4,800
24	80	CMUR80024	Side-Access RH, 80H	\$4,800

Tower Module – Side Access w/ Back-Painted Glass Whiteboard Appliance Garage Door

24	66	CMVL66024	Side-Access LH, 66H	\$4,900
24	66	CMVR66024	Side-Access RH, 66H	\$4,900
24	80	CMVL80024	Side-Access LH, 80H	\$4,900
24	80	CMVR80024	Side-Access RH, 80H	\$4,900

Tower Module – Front Access w/ Laminated Appliance Garage Door

24	66	CMWL66024	Front-Access LH, 66H	\$4,300
24	66	CMWR66024	Front-Access RH, 66H	\$4,300
24	80	CMWL80024	Front-Access LH, 80H	\$4,300
24	80	CMWR80024	Front-Access RH, 80H	\$4,300

Tower Module – Front Access w/ Back-Painted Glass Whiteboard Appliance Garage Door

24	66	CMYL66024	Front-Access LH, 66H	\$4,400
24	66	CMYR66024	Front-Access RH, 66H	\$4,400
24	80	CMYL80024	Front-Access LH, 80H	\$4,400
24	80	CMYR80024	Front-Access RH, 80H	\$4,400

Tower Module – Single Door

24	66	CMTL66024	Single Door Cabinet, LH, 66H	\$2,959
24	66	CMTR66024	Single Door Cabinet, RH, 66H	\$2,959
24	80	CMTL80024	Single Door Cabinet, LH, 80H	\$2,959
24	80	CMTR80024	Single Door Cabinet, RH, 80H	\$2,959

Cayman Components (Freestanding Storage Tower Modules)

STEP 1 – Paint Choice

- G Storm
- R Black
- S Silver
- T Medium Tone
- W Arctic White (textured)

STEP 2 – Case Laminate Choice

Laminate Suffix List:

- 2 Formica Pecan Walnut (6996-26)
- 3 Formica Millennium Oak (5887-26)
- 4 Formica Scandi Rift Oak (8677-26)
- 5 Formica Pale Brushstroke (6997-58)
- 6 Formica Storm (912-58)
- A Formica Chelsea Maple (9238-58)
- E Formica Zen Grey (9243-58)
- F Formica Black (909-58)
- G Formica Graphite (837-58)
- H Formica Ceruse Gray Walnut (6994-26)
- K Formica Aged Ash (8844-WR)
- L Formica Formal Walnut (5782-NG)
- M Formica Classic White (9244-58)
- Q Formica Inked Oak (5792-PG)
- W Formica Brite White (459-58)
- X Formica Non-Premium (58,43, MC, SP, and NT finishes), + \$1500
Formica Premium (WR, 42, 77, 46, RD), Wilsonart
Non-Premium (-38, -60), and Wilsonart Premium (-07,
-12, -18, -28, -52, -78) laminates.

*Wilsonart virtual design library Y series laminates, Wilsonart Solicor, and Formica ColorCore2 are not included in the above upcharges.
For pricing, contact designteam@enwork.com*

STEP 3 – Door Laminate Choice

Laminate Suffix List:

- 2 Formica Pecan Walnut (6996-26)
- 3 Formica Millennium Oak (5887-26)
- 4 Formica Scandi Rift Oak (8677-26)
- 5 Formica Pale Brushstroke (6997-58)
- 6 Formica Storm (912-58)
- A Formica Chelsea Maple (9238-58)
- E Formica Zen Grey (9243-58)
- F Formica Black (909-58)
- G Formica Graphite (837-58)
- H Formica Ceruse Gray Walnut (6994-26)
- K Formica Aged Ash (8844-WR)
- L Formica Formal Walnut (5782-NG)
- M Formica Classic White (9244-58)
- Q Formica Inked Oak (5792-PG)
- W Formica Brite White (459-58)
- X Formica Non-Premium (58,43, MC, SP, and NT finishes), + \$450
Formica Premium (WR, 42, 77, 46, RD), Wilsonart
Non-Premium (-38, -60), and Wilsonart Premium (-07,
-12, -18, -28, -52, -78) laminates.

*Wilsonart virtual design library Y series laminates, Wilsonart Solicor, and Formica ColorCore2 are not included in the above upcharges.
For pricing, contact designteam@enwork.com*

Cayman Components (Ganging Packages)

Product Specifications

- > Must gang 2-3 units together or gang with a Freestanding Storage Tower or Cantilevered Worksurface Wall. Cannot order one freestanding Add-On module.
- > Packages include support posts, wall tether bracket, common plinth and common top above lower storage.
- > Ganging packages for "by the inch" applications are not standard. Contact designteam@Enwork.com

Part Number	Description	List Price (US\$)
Ganging Packages for Add-On Modules (only) – 66"H Walls		
CMG6648	24"/24"W Units	\$1,600
CMG6660	30"/30"W Units	\$1,600
CMG66722	36"/36"W Units	\$1,600
CMG66723	24"/24"/24"W Units	\$2,074
CMG6678	24"/30"/24"W Units	\$2,074
CMG6684	24"/36"/24"W Units	\$2,074
CMG6690	30"/30"/30"W Units	\$2,074
CMG6696	30"/36"/30"W Units	\$2,234
CMG66108	36"/36"/36"W Units	\$2,234
Ganging Packages for Add-On Modules (only) – 80"H Walls		
CMG8048	24"/24"W Units	\$1,600
CMG8060	30"/30"W Units	\$1,600
CMG80722	36"/36"W Units	\$1,600
CMG80723	24"/24"/24"W Units	\$2,074
CMG8078	24"/30"/24"W Units	\$2,074
CMG8084	24"/36"/24"W Units	\$2,074
CMG8090	30"/30"/30"W Units	\$2,074
CMG8096	30"/36"/30"W Units	\$2,234
CMG80108	36"/36"/36"W Units	\$2,234
Ganging Packages for Cantilevered Worksurface Walls and Add-On Module Components – 66"H Walls		
CMW66WA24	36"W Wksf Wall (left)/24"W Add-on Module (right)	\$1,600
CMW66WA30	36"W Wksf Wall (left)/30"W Add-on Module (right)	\$1,600
CMW66WA36	36"W Wksf Wall (left)/36"W Add-on Module (right)	\$1,600
CMW66AW24	24"W Add-on Module (left)/36"W Wksf Wall (right)	\$1,600
CMW66AW30	30"W Add-on Module (left)/36"W Wksf Wall (right)	\$1,600
CMW66AW36	36"W Add-on Module (left)/36"W Wksf Wall (right)	\$1,600
CMW66AWA30	30"W Add-on Module (left)/36"W Wksf Wall (center)/30"W Add-on Module (right)	\$2,234
CMW66AWA36	36"W Add-on Module (left)/36"W Wksf Wall (center)/36"W Add-on Module (right)	\$2,234
Ganging Packages for Cantilevered Worksurface Walls and Add-On Module Components – 80"H Walls		
CMW80WA24	36"W Wksf Wall (left)/24"W Add-on Module (right)	\$1,600
CMW80WA30	36"W Wksf Wall (left)/30"W Add-on Module (right)	\$1,600
CMW80WA36	36"W Wksf Wall (left)/36"W Add-on Module (right)	\$1,600
CMW80AW24	24"W Add-on Module (left)/36"W Wksf Wall (right)	\$1,600
CMW80AW30	30"W Add-on Module (left)/36"W Wksf Wall (right)	\$1,600
CMW80AW36	36"W Add-on Module (left)/36"W Wksf Wall (right)	\$1,600
CMW80AWA30	30"W Add-on Module (left)/36"W Wksf Wall (center)/30"W Add-on Module (right)	\$2,234
CMW80AWA36	36"W Add-on Module (left)/36"W Wksf Wall (center)/36"W Add-on Module (right)	\$2,234
End Trim		
CMEND66	66H Trim, pkg of 2	\$99
CMEND80	80H Trim, pkg of 2	\$110

Tip: End Trim is optional. For use if end of wall is visually exposed.

Cayman Components (Ganging Packages)

STEP 1 – Ganging Packages/Common Top Laminate Choice

Laminate Suffix List:

- 2 Formica Pecan Walnut (6996-26)
- 3 Formica Millennium Oak (5887-26)
- 4 Formica Scandi Rift Oak (8677-26)
- 5 Formica Pale Brushstroke (6997-58)
- 6 Formica Storm (912-58)
- A Formica Chelsea Maple (9238-58)
- E Formica Zen Grey (9243-58)
- F Formica Black (909-58)
- G Formica Graphite (837-58)
- H Formica Ceruse Gray Walnut (6994-26)
- K Formica Aged Ash (8844-WR)
- L Formica Formal Walnut (5782-NG)
- M Formica Classic White (9244-58)
- Q Formica Inked Oak (5792-PG)
- W Formica Brite White (459-58)
- X Formica Non-Premium (58,43, MC, SP, and NT finishes), + \$308
Formica Premium (WR, 42, 77, 46, RD), Wilsonart
Non-Premium (-38, -60), and Wilsonart Premium (-07,
-12, -18, -28, -52, -78) laminates.

Wilsonart virtual design library Y series laminates, Wilsonart Solicolor, and Formica ColorCore2 are not included in the above upcharges.

For pricing, contact designteam@enwork.com

STEP 1 – End Trim

Laminate Suffix List:

- 2 Formica Pecan Walnut (6996-26)
- 3 Formica Millennium Oak (5887-26)
- 4 Formica Scandi Rift Oak (8677-26)
- 5 Formica Pale Brushstroke (6997-58)
- 6 Formica Storm (912-58)
- A Formica Chelsea Maple (9238-58)
- E Formica Zen Grey (9243-58)
- F Formica Black (909-58)
- G Formica Graphite (837-58)
- H Formica Ceruse Gray Walnut (6994-26)
- K Formica Aged Ash (8844-WR)
- L Formica Formal Walnut (5782-NG)
- M Formica Classic White (9244-58)
- Q Formica Inked Oak (5792-PG)
- W Formica Brite White (459-58)
- X Formica Non-Premium (58,43, MC, SP, and NT finish- no charge
es), Formica Premium (WR, 42, 77, 46, RD), Wilsonart
Non-Premium (-38, -60), and Wilsonart Premium (-07,
-12, -18, -28, -52, -78) laminates.

Wilsonart virtual design library Y series laminates, Wilsonart Solicolor, and Formica ColorCore2 are not included in the above upcharges.

For pricing, contact designteam@enwork.com

Cayman Credenzas

In Development: First Ship May 2023







Product Specifications

> Cayman Credenzas are 24"H x 20"D.

> Cayman Credenzas consist of quantity 1-3 low storage units and a ganging package. Ganging packages consist of a common top and a common bottom plinth with levelers. Storage cabinets and ganging packages are ordered separately.

> Cayman Credenzas are not a standard part of the "by the inch" program. Contact designteam@enwork.com for a quote.

> Wall tether brackets are not required or included.

	W1	H1	Part Number	Description	List Price (US\$)
Double Door Credenza Storage Components					
	24	24	CMP24Q24^#	Double Door Storage Component, 24"W	\$1,265
	30	24	CMP24Q30^#	Double Door Storage Component, 30"W	\$1,315
	36	24	CMP24Q36^#	Double Door Storage Component, 36"W	\$1,365
	42	24	CMP24Q42^#	Double Door Storage Component, 42"W	\$1,415
Tech (Box)/ File Drawer Credenza Storage Components					
	24	24	CMP24P24^#	Tech Drawer/File Drawer Storage Component, 24"W	\$1,905
	30	24	CMP24P30^#	Tech Drawer/File Drawer Storage Component, 30"W	\$1,965
	36	24	CMP24P36^#	Tech Drawer/File Drawer Storage Component, 36"W	\$2,025
	42	24	CMP24P42^#	Tech Drawer/File Drawer Storage Component, 42"W	\$2,085
Tech (Box) Drawer/Double Door Credenza Storage Components					
	24	24	CMP24R24^#	Tech Drawer/Double Door Storage Component, 24"W	\$1,450
	30	24	CMP24R30^#	Tech Drawer/Double Door Storage Component, 30"W	\$1,520
	36	24	CMP24R36^#	Tech Drawer/Double Door Storage Component, 36"W	\$1,570
	42	24	CMP24R42^#	Tech Drawer/Double Door Storage Component, 42"W	\$1,620
Open Shelf Credenza Storage Components - LH					
	24	24	CMP24NL24#	Open Storage Storage Component, LH, 24"W	\$1,350
	30	24	CMP24NL30#	Open Storage Storage Component, LH, 30"W	\$1,400
	36	24	CMP24NL36#	Open Storage Storage Component, LH, 36"W	\$1,450
	42	24	CMP24NL42#	Open Storage Storage Component, LH, 42"W	\$1,500
Open Shelf Credenza Storage Components - RH					
	24	24	CMP24NR24#	Open Storage Storage Component, RH, 24"W	\$1,350
	30	24	CMP24NR30#	Open Storage Storage Component, RH, 30"W	\$1,400
	36	24	CMP24NR36#	Open Storage Storage Component, RH, 36"W	\$1,450
	42	24	CMP24NR42#	Open Storage Storage Component, RH, 42"W	\$1,500
Bookcase Credenza Storage Components					
	24	24	CMP24NM24#	Bookcase Storage Component, 24"W	\$800
	30	24	CMP24NM30#	Bookcase Storage Component, 30"W	\$850
	36	24	CMP24NM36#	Bookcase Storage Component, 36"W	\$900
	42	24	CMP24NM42#	Bookcase Storage Component, 42"W	\$950
Credenza Ganging Packages					
24		CMP24	Cayman Credenza Ganging Package, 24"W	\$460	
30		CMP30	Cayman Credenza Ganging Package, 30"W	\$498	
36		CMP36	Cayman Credenza Ganging Package, 36"W	\$536	
42		CMP42	Cayman Credenza Ganging Package, 42"W	\$574	
48		CMP48	Cayman Credenza Ganging Package, 48"W	\$613	
54		CMP54	Cayman Credenza Ganging Package, 54"W	\$651	
60		CMP60	Cayman Credenza Ganging Package, 60"W	\$689	
66		CMP66	Cayman Credenza Ganging Package, 66"W	\$727	
72		CMP72	Cayman Credenza Ganging Package, 72"W	\$780	
78		CMP78	Cayman Credenza Ganging Package, 78"W	\$818	
84		CMP84	Cayman Credenza Ganging Package, 84"W	\$857	
90		CMP90	Cayman Credenza Ganging Package, 90"W	\$895	
96		CMP96	Cayman Credenza Ganging Package, 96"W	\$933	
102		CMP102	Cayman Credenza Ganging Package, 102"W	\$1,023	
108		CMP108	Cayman Credenza Ganging Package, 108"W	\$1,061	
114		CMP114	Cayman Credenza Ganging Package, 114"W	\$1,100	
120		CMP120	Cayman Credenza Ganging Package, 120"W	\$1,137	
126		CMP126	Cayman Credenza Ganging Package, 126"W	\$1,176	

Tip: Ganging Packages widths are calculated by adding storage component widths (max of 3).

STEP 1 – Pull Paint Choice (if applicable)**(^) Paint Suffix List:**

- G Storm
- R Black
- S Silver
- T Medium Tone
- W Arctic White (textured)

STEP 1 – Storage Components Laminate Choice**(#) Laminate Suffix List:**

- 2 Formica Pecan Walnut (6996-26)
- 3 Formica Millennium Oak (5887-26)
- 4 Formica Scandi Rift Oak (8677-26)
- 5 Formica Pale Brushstroke (6997-58)
- 6 Formica Storm (912-58)
- A Formica Chelsea Maple (9238-58)
- E Formica Zen Grey (9243-58)
- F Formica Black (909-58)
- G Formica Graphite (837-58)
- H Formica Ceruse Gray Walnut (6994-26)
- K Formica Aged Ash (8844-WR)
- L Formica Formal Walnut (5782-NG)
- M Formica Classic White (9244-58)
- Q Formica Inked Oak (5792-PG)
- W Formica Brite White (459-58)
- X Formica Non-Premium (58,43, MC, SP, and NT finishes), + \$750
Formica Premium (WR, 42, 77, 46, RD), Wilsonart
Non-Premium (-38, -60), and Wilsonart Premium (-07,
-12, -18, -28, -52, -78) laminates.

*Wilsonart virtual design library Y series laminates, Wilsonart Solicor, and Formica ColorCore2 are not included in the above upcharges.
For pricing, contact designteam@enwork.com*

STEP 1 – Ganging Package Laminate Choice**(#) Laminate Suffix List:**

- 2 Formica Pecan Walnut (6996-26)
- 3 Formica Millennium Oak (5887-26)
- 4 Formica Scandi Rift Oak (8677-26)
- 5 Formica Pale Brushstroke (6997-58)
- 6 Formica Storm (912-58)
- A Formica Chelsea Maple (9238-58)
- E Formica Zen Grey (9243-58)
- F Formica Black (909-58)
- G Formica Graphite (837-58)
- H Formica Ceruse Gray Walnut (6994-26)
- K Formica Aged Ash (8844-WR)
- L Formica Formal Walnut (5782-NG)
- M Formica Classic White (9244-58)
- Q Formica Inked Oak (5792-PG)
- W Formica Brite White (459-58)
- X Formica Non-Premium (58,43, MC, SP, and NT finishes), + \$450
Formica Premium (WR, 42, 77, 46, RD), Wilsonart
Non-Premium (-38, -60), and Wilsonart Premium (-07,
-12, -18, -28, -52, -78) laminates.

*Wilsonart virtual design library Y series laminates, Wilsonart Solicor, and Formica ColorCore2 are not included in the above upcharges.
For pricing, contact designteam@enwork.com*

Product Specifications

> Junctions have stand-alone tops and plinths.

W1	W2	H1	Part Number	Description	List Price (US\$)
Laminate Wall-to-Wall L-Junction					
24	24	66	CMQA66	Wall-to-Wall L-Junction, 66H	\$1,797
24	24	80	CMQA80	Wall-to-Wall L-Junction, 80H	\$1,797
Laminate LH Wall-to-RH Credenza L-Junction					
24	20	66	CMQBL66	LH Wall-to-RH Credenza L-Junction , 66H	\$1,463
24	20	80	CMQBL80	LH Wall-to-RH Credenza L-Junction , 80H	\$1,463
Laminate RH Wall-to-LH Credenza L-Junction					
20	24	66	CMQBR66	RH Wall-to-LH Credenza L-Junction . 66H	\$1,463
20	24	80	CMQBR80	RH Wall-to-LH Credenza L-Junction . 80H	\$1,463

STEP 1 – Top/Vertical Wall Laminate Choice**(#) Laminate Suffix List:**

- 2 Formica Pecan Walnut (6996-26)
- 3 Formica Millennium Oak (5887-26)
- 4 Formica Scandi Rift Oak (8677-26)
- 5 Formica Pale Brushstroke (6997-58)
- 6 Formica Storm (912-58)
- A Formica Chelsea Maple (9238-58)
- E Formica Zen Grey (9243-58)
- F Formica Black (909-58)
- G Formica Graphite (837-58)
- H Formica Ceruse Gray Walnut (6994-26)
- K Formica Aged Ash (8844-WR)
- L Formica Formal Walnut (5782-NG)
- M Formica Classic White (9244-58)
- Q Formica Inked Oak (5792-PG)
- W Formica Brite White (459-58)
- X Formica Non-Premium (58,43, MC, SP, and NT finishes), + \$450
Formica Premium (WR, 42, 77, 46, RD), Wilsonart
Non-Premium (-38, -60), and Wilsonart Premium (-07,
-12, -18, -28, -52, -78) laminates.

*Wilsonart virtual design library Y series laminates, Wilsonart Solicolor, and Formica ColorCore2 are not included in the above upcharges.
For pricing, contact designteam@enwork.com*

Cayman Accessories

Part Number	Description	List Price (US\$)
Monitor Mount - In Development: First Ship May 2023		
CMMM^	Monitor Mount	\$999
Appliances		
CMHP1	Microwave	\$400
CMHP2	Mini Refrigerator	\$400
CMHP3B	Sound Bar, Black	\$1,700
CMHP3W	Sound Bar, White	\$1,700
CMHP4	Keurig K-Mini Coffee Maker	\$400
Tip: Appliances only available when purchased with Cayman. Current appliance specifications can be found on enwork.com/cayman		
Utility Tray		
CMKB30%	Utility Tray	\$970
Tip: Utility Tray is sold with each application. Use this part number for post-installation needs.		
Tip: Requires field cutout in top for Utility Tray power unit		
Modesty Panels		
CMKA72	Frosted Acrylic	\$250
CMKL72#	Laminate	\$250
Tip: Actual width is 48" for use on 72"W cantilevered top		
Tip: Modesty Panel is sold with each application. Use this part number for post-installation needs.		
Chicago Power		
CMPW	Power Kit for Base Office	\$920
Tip: Includes one hardwire plug strip (6 receptacles) and one hardwire power unit (2 receptacles).		
CMPT	Power Kit for Side-Access and Front-Access Tower	\$620
Tip: Includes two hardwire power units (2 receptacles each).		
CMPD	Power Kit for Single Door Tower	\$310
Tip: Includes one hardwire power unit (2 receptacles).		

Cayman Accessories

STEP 1 – Monitor Mount Paint Choice

(^) Paint Suffix List:

- G Storm
- R Black
- S Silver
- T Medium Tone
- W Arctic White (textured)

STEP 1 – Utility Tray Paint Choice

(%) Paint Suffix List:

- G Storm
- R Black
- T Medium Tone
- W Arctic White

STEP 1 – Laminate Choice

(#) Laminate Suffix List:

- 2 Formica Pecan Walnut (6996-26)
- 3 Formica Millennium Oak (5887-26)
- 4 Formica Scandi Rift Oak (8677-26)
- 5 Formica Pale Brushstroke (6997-58)
- 6 Formica Storm (912-58)
- A Formica Chelsea Maple (9238-58)
- E Formica Zen Grey (9243-58)
- F Formica Black (909-58)
- G Formica Graphite (837-58)
- H Formica Ceruse Gray Walnut (6994-26)
- K Formica Aged Ash (8844-WR)
- L Formica Formal Walnut (5782-NG)
- M Formica Classic White (9244-58)
- Q Formica Inked Oak (5792-PG)
- W Formica Brite White (459-58)
- X Formica Non-Premium (58,43, MC, SP, and NT finishes), + \$308
Formica Premium (WR, 42, 77, 46, RD), Wilsonart
Non-Premium (-38, -60), and Wilsonart Premium (-07,
-12, -18, -28, -52, -78) laminates.

*Wilsonart virtual design library Y series laminates, Wilsonart Solicor, and Formica ColorCore2 are not included in the above upcharges.
For pricing, contact designteam@enwork.com*

Index – Part Numbers

<u>Part No.</u>	<u>Page</u>	<u>Part No.</u>	<u>Page</u>	<u>Part No.</u>	<u>Page</u>	<u>Part No.</u>	<u>Page</u>	<u>Part No.</u>	<u>Page</u>
A1BP...	96/141/ 213/219/227	AME...	382	CYET...	167	DSP/Q...	333	KB...	146/166
A2BHD...	294	AMH/S...	386	CYF...	269/271	DSR...	332	KT...	350-352
A2BR...	303/308	AML...	381-382	CYG...	274	DST...	330-331	L2X...	144
A2BT...	298	AMP...	284-285	CYK...	213	DTK...	325	LA...	354
A2CC...	292	AMT...	388-389	CYL...	268-271	DY...	287	LACP...	140
A2CT...	300	AR5...	384	CYMC...	220	EA...	120	LAPL...	203
A2CUSH...	299/366	AR8...	385/401/ 434/448	CYMN...	274	EBCUSH...	367	LCAA/C...	192
A2D...	306	BAG- HOOK	150	CYP...	218-220	EBD...	398	LCAT...	189/191
A2E...	307	BT...	42-57	CYR...	208-209/ 215	EBEN...	403	LCAX...	194-195
A2F...	292/303	CA...	42-57	CYS...	211	EBN...	399	LCK...	141
A2H...	303/308	CAB...	433	CYT...	206-207/ 212	EBPED...	367	LCL...	203
A2J/L...	309	CAR...	286	CYTD...	272	EBT...	400/403	LCP...	139/432
A2K...	308	CC...	338	CYW...	274	EBUG...	403	LCR...	190
A2MC...	305	CD...	74-75	CYX...	210	EBZ...	110	LCV...	202
A2MD/L...	304	CDR...	363	CYY...	214/ 216-217	EC...	340-341	LD...	108-109/ 166
A2MP...	299/366	CEC...	262	D5D...	318	EL...	42-57	LEN...	321
A2MR...	304	CPA...	238	D6...	326	EM...	112-113	LFR...	137
A2N...	298	CPH...	219/363	DA...	314	EP...	433	LGB...	285
A2P...	299/302/ 305/366	CPPSI	178/231	DB/E/J...	317	EQ...	114-119/ 236	LH...	202
A2SC...	296	CPR1	238	DC...	315	FDM...	284	LK...	198
A2SH...	294	CR...	38-61/ 152-153	DD...	316	FDT...	122-123	LL...	134-135
A2T...	307	CST...	286	DH1/W...	326	FDU...	124-125	LMA...	186
A2V...	292	CTRAY...	305	DH2/T...	324	FDW...	126-127	LMC...	187
A2Z...	293/309	CY2...	273	DK...	319	FE...	132	LMR...	185
A8BP...	96/141/ 213/219/227	CY4/6...	210	DL...	320	FLP...	280/360	LMT...	186
A-BL...	232	CYB...	271	DP...	172-173	FMKIT	251/359	LMX...	186
AL...	84-97/218	CYC...	211-212	DRS...	322	FR...	276-279	LMY...	188
AMA...	390	CYCC	141/213	DSA/C/D/ H/L/Z...	327	GBT2	286	LNBA...	251
AMB...	380	CYCT...	167	DSJ...	327-328	GR...	286	LNBC/K...	250-251
AMC...	178/386	CYD/E...	274	DSM...	328	HR...	70		

<u>Part No.</u>	<u>Page</u>	<u>Part No.</u>	<u>Page</u>	<u>Part No.</u>	<u>Page</u>	<u>Part No.</u>	<u>Page</u>	<u>Part No.</u>	<u>Page</u>
LNBL...	248	LY...	200-201/ 252	R...	62-63	U48 to U72MM	422	UTL...	430
LNC...	249	LZ...	100-107	RZ...	180	U9CUSH...	365	UU...	364/432
LND...	245	MB...	98	S...	336-337/ 344	UC...	255-261/ 367/430	UYC...	384/434
LNf...	247	NEL...	148-150	SA...	170	UEP...	433	UZ...	286/431/ 435-436
LNm...	246	NEW...	76-82	SBB...	301	UES...	435	VS...	204-205
LNP...	113/157	NWBRACE	433	SC...	346-348	UG...	281-282/ 362	VTK...	325
LNR...	154-156/ 158-161	NZBRACE	433	SF...	38-57	UHC	381/430	WC...	48-57
LNRC...	166	OC...	168/174	ST...	358	ULCM	234/363	WCVR...	141
LNST...	157	P...	71	TA...	167/244	UMH...	363	WM...	266
LNx...	162/166	PDA/L/Q	226	TC...	342	UMP...	437	WTK...	301
LPB...	130	PDB...	233	TCT...	242	UMTB/D	431	xxLL	263
LPCM...	136/143/ 189	PDD...	233/435	TDA...	264	UMTP...	436	xxVV	263
LPCT...	166	PDE...	227/228	TDL...	238	UN11...	444		
LPEN...	166	PDF/O...	229	TDLAP	244	UNCM...	96		
LPL...	203	PDGH...	228	TDV...	238	UNDE...	445		
LPP...	142/432	PDGR	205/234	TE...	46-57	UNDP...	448		
LPTD...	128-129	PDJ...	234/229	TEN...	321	UNDR...	442		
LPWC...	240/264	PDK...	205/234	THX...	68	UNE...	447		
LQ...	182	PDP...	230	TMP/R...	67	UNS...	443/ 446-448		
LR...	368-370	PDS...	178/230	TSQ...	64	UPH...	384-385/ 401/434/448		
LS...	143/432	PDT...	219/402	TTR/S...	66	UPK...	435		
LTP...	136/138/ 432	PDU...	234	U48 to U72E	414	UPM...	280/361		
LTS...	202	PDV...	229/231/ 234/363	U48 to U72F	416	UPP...	431		
LU...	164-165	PNB/Y...	357	U48 to U72M	415	UR...	233/384/ 435		
LVP...	131	PNC...	359	U48 to U72EB	418	USF...	424/429		
LVT...	196	PNT...	356	U48 to U72EM	421	USL...	430		
LX3...	145	PR...	176-178/ 205	U48 to U72FB	420	USPT...	218/251/ 286/431		
LXB/F...	203	PRCM...	178	U48 to U72FM	423	USU...	426/428		
LXP...	144-145	PRCM...	178	U48 to U72MB	419	UTE	286/431		

ENWORK

12900 Christopher Drive
Lowell, MI 49331

800.815.7251
www.enwork.com

Specifications subject to change without prior notice.
Visit enwork.com/resources/price-lists for the most current version of the Price List.

Comments? Questions? Your feedback helps us make improvements, so tell us what you think!
Please send your thoughts to communications@enwork.com