

For Informational Purposes Only



PRICE LIST

TABLES | ACCESSORIES

Effective August 15, 2022

PRICING & FREIGHT NOTIFICATIONS

Pricing Disclaimer

Although the information in this Price List is presented in good faith and believed to be correct at the time of publication, Special-T has no liability for any errors or omissions.

Special-T shall have the right to refuse or cancel any order placed for a product listed at the incorrect price. If an item's correct price is lower than our stated price, we will charge the lower amount and ship the item.

If an item's correct price is higher than our stated price, we will notify the price error for review and extend an opportunity to purchase the item at the correct price.

Freight Notifications

Minimum Freight Fee

FOB: Destination on table orders over 5,000 List.

195 freight fee on orders less than 5,000 List (Prepaid & Add) | Dock-to-Dock delivery.

Patriot Electric & Liberty Electric Bases Only

QTY: 1 - 3 55 each | 4-15 33 each | 16 - 50 27 each | 51 + 16 each

FOB: Alpharetta, GA; PPD & ADD | Dock-to-Dock delivery.

Shipments Outside Continental U.S.

Qualified Freight Prepaid orders with final destination outside Continental U.S. will ship to the Freight Forwarder or Port of Embarkation within the 48 contiguous states. Shipments from Freight Forwarder/Port of Embarkation will ship FOB: Origin to final destination.

Oversize Fee

All LTL shipments for pallets 8' and over

96"-108" - additional 250.00

109"-168" - additional 350.00

Per custom pallet



TABLES & ACCESSORIES PRICE LIST

Effective August 15, 2022

TABLE OF CONTENTS

SHIPPING PROGRAMS	06
DESKING SYSTEMS	
AIM EZ Desking	09
TRAINING AND TASK TABLES	
AIM	18
Antonio	20
Apollo	22
Ella	24
EZ-Roll	27
Kingston	28
Kristina	31
LINK Stationary	34
Portofino-2	35
Quatro	36
Robot	39
Sienna TL	42
Structure 2TL	43
Structure 2CL	44
Structure H	45
Structure Square	46
FLIP AND NEST TABLES	
Convertible	48
Kingston Arched Flip	49
Kingston Flip	50
Kingston Flip-C	51
LINK	52
Structure Flip Top-T	54
Structure Flip Top-C	55
Transform-2	56
BREAKROOM & CAFE TABLES	
Bedford	58
Bistro	59
Cantina-2	60
ClassiX	61
Floor Mounted	62
Fusion	64
Maxim	65
Mount	66
Quatro	67
Reveal	68
Sienna Round	70
Sienna Square	71
Sienna Café Power	72
Sienna X	73
Sienna X Café Power	74
StarX-2	75
Structure 4X	76
Success	77
Tempo	78

**TABLES &
ACCESSORIES
PRICE LIST**

Effective August 15, 2022

TABLE OF CONTENTS

CONFERENCE TABLES

AIM XL 80
 Astra 85
 Atlantis 87
 Benton 90
 Connect 93
 Olympus 96
 Oscar 100
 Sienna Conference 103
 Sienna TL 106
 Sienna 4X 109
 Sienna Rectangle 110
 Structure 4X 111
 Structure Cube 114
 Venice 117

HEIGHT ADJUSTABLE

Liberty Electric 121
 Patriot Electric 124

OCCASIONAL TABLES

Relax RLX-1 130
 Relax RLX-2 132
 Relax RLX-3 134
 Relax RLX-4 136

CHAIRS

Task, Stack, Flipper, Sled 139

ADJUSTABLE MONITOR ARMS

Single, Dual, Single with Cross Bar 141

SAFE-T SCREENS & BARRIERS

CLEAR PLEXIGLASS X-SHAPE SAFE-T SCREENS
 X-Shape Safe-T Screens 143

CLEAR PLEXIGLASS SAFE-T SCREENS

Floor-Standing Safe-T Mobile Divider 145
 Executive Folding Safe-T Screen 145
 Safe-T Screen Transaction Screen with Metal Supports 145

CLEAR PLEXIGLASS SAFE-T SCREENS

Worksurface and Cubicle Screens - Permanent Attachment 146
 Free-Standing or Permanent Attachment Screens 147
 Worksurface Screens with Removable C-Clamp 148
 Free-Standing Screens for Worksurfaces and Cubicles 149
 Screens for Cubicle Panels with U-Brackets 150



TABLES & ACCESSORIES PRICE LIST

Effective August 15, 2022

TABLE OF CONTENTS

FROSTED ACRYLIC SAFE-T SCREEN

- Worksurface and Cubicle Screens - Permanent Attachment 151
- Free-Standing or Permanent Attachment Screens 152
- Worksurface Screens with Removable C-Clamp 153
- Free-Standing Screens for Worksurfaces and Cubicles 154
- Screens for Cubicle Panels with U-Brackets 155

POLYCARBONATE SAFE-T SCREENS

- Worksurface and Cubicle Screens - Permanent Attachment 156
- Free-Standing or Permanent Attachment Screens 157
- Worksurface Screens with Removable C-Clamp 158
- Free-Standing Screens for Worksurfaces and Cubicles 159
- Screens for Cubicle Panels with U-Brackets 160

PET SAFE-T SCREENS

- Worksurface and Cubicle Screens - Permanent Attachment 161
- Free-Standing or Permanent Attachment Screens 161
- Worksurface Screens with Removable C-Clamp 162
- Free-Standing Screens for Worksurfaces and Cubicles 162
- Screens for Cubicle Panels with U-Brackets 163

- Privacy and Modesty Screens 164
- Sliding Desk Divider 164

- Standard Table Features 166
- Warranty & Return Policy 168
- Color Options 172



SHIPPING PROGRAMS

OPTIONS +

All customization options available to meet any project needs

With the Options+ program, the possibilities are endless. TFL, HPL laminates, and Wood Veneer allow meeting any price point requirement. First, select from multiple tabletop shapes, including rectangle, round, square, boat shape, racetrack, and many more. Next, choose any of our 20 metal and powder coat finishes, any Wilsonart or Formica laminate with or without a matching edge.

Options+ offers multiple edge options, including PVC, Wood, and Urethane edge types.

QUICK SHIP

Cost-effective expedited shipping for time sensitive projects

1-DAY


This program meets the needs of projects on a budget or that need a quick turnaround. 1-Day QS orders ship 24 hours after acknowledgment. Select from 50 different base styles in a Black or Metallic Silver, eight durable laminate top colors with matching edges, and rectangle, square, or round table shapes.

5-DAY

The 5-Day Quickship program is the perfect solution for tables that must arrive quickly and offers more top color options and sizes. Select from 50 different base styles available in a Black or Metallic Silver finish. In addition, this program has dozens of tabletop sizes available in the most popular colors in the industry.

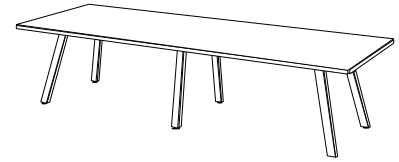
SHIPPING PROGRAMS OPTIONS OVERVIEW

OPTION	SHIPPING PROGRAM		
	OPTIONS +	1-DAY	5-DAY
Table Shapes	9 Shapes	Rectangle, Round, and Square	Rectangle, Round, and Square
Laminate Colors	8 TFL Colors or any WilsonArt or Formica laminate Wood Veneer	8 TFL Colors	13 HPL Colors
Edges	PVC, Urethane, or Wood	3 mm matching edge	3 mm matching or Black PVC
Metal Finishes	20 Colors	Black or Metallic Silver depending on style	Black or Metallic Silver depending on style
Table Heights	Standard - 29" Counter - 36" Bar - 42" Occasional - 17" & 22" Custom - 05" - 42"	Standard - 29" Bar - 42"	Standard - 29" Bar - 42"
Casters	Available	Available	Available
Foot Ring	Available	Available	Available
Modesty Panel	Steel, Laminate or Acrylic	Steel	Steel, Laminate
Privacy Screen	Available	N/A	N/A
Grommets	Available	N/A	Available
Table Connector	Available	Available	Available
Wire Management	Available	Available	Available
Power/Data/USB	Available	Available	Available
Lead Time	15 Days	1 Day	5 Days
GSA Contract	Most Tables	Some Tables	Some Tables



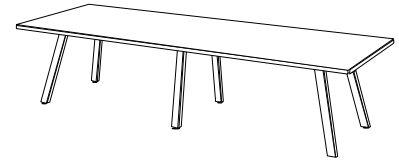
DESKING SYSTEMS

DESKING SYSTEMS
AIM EZ Desking



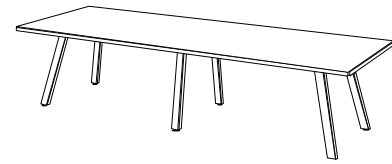
				CONFIGURE & PRICE	
	MODEL NUMBER	DESCRIPTION	SIZE	TFL	HPL
24" x 48"	AIM-EZ-D-2448-2	24" x 48" Rectangle, 2-pack	24" x 48" (2)	1,378	1,721
	AIM-EZ-D-2448-4	24" x 48" Rectangle, 4-pack	24" x 48" (4)	2,605	3,289
	AIM-EZ-D-2448-6	24" x 48" Rectangle, 6-pack	24" x 48" (6)	3,834	4,859
	AIM-EZ-D-2448-8	24" x 48" Rectangle, 8-pack	24" x 48" (8)	5,062	6,429
	AIM-EZ-D-2448-10	24" x 48" Rectangle, 10-pack	24" x 48" (10)	6,288	7,996
	AIM-EZ-D-2448-12	24" x 48" Rectangle, 12-pack	24" x 48" (12)	7,517	9,566
24" x 60"	AIM-EZ-D-2460-2	24" x 60" Rectangle, 2-pack	24" x 60" (2)	1,668	2,048
	AIM-EZ-D-2460-4	24" x 60" Rectangle, 4-pack	24" x 60" (4)	3,267	4,025
	AIM-EZ-D-2460-6	24" x 60" Rectangle, 6-pack	24" x 60" (6)	4,785	5,921
	AIM-EZ-D-2460-8	24" x 60" Rectangle, 8-pack	24" x 60" (8)	6,302	7,818
	AIM-EZ-D-2460-10	24" x 60" Rectangle, 10-pack	24" x 60" (10)	7,820	9,713
	AIM-EZ-D-2460-12	24" x 60" Rectangle, 12-pack	24" x 60" (12)	9,337	11,611
24" x 72"	AIM-EZ-D-2472-2	24" x 72" Rectangle, 2-pack	24" x 72" (2)	1,847	2,239
	AIM-EZ-D-2472-4	24" x 72" Rectangle, 4-pack	24" x 72" (4)	3,571	4,350
	AIM-EZ-D-2472-6	24" x 72" Rectangle, 6-pack	24" x 72" (6)	5,238	6,409
	AIM-EZ-D-2472-8	24" x 72" Rectangle, 8-pack	24" x 72" (8)	6,907	8,468
	AIM-EZ-D-2472-10	24" x 72" Rectangle, 10-pack	24" x 72" (10)	8,576	10,529
	AIM-EZ-D-2472-12	24" x 72" Rectangle, 12-pack	24" x 72" (12)	10,245	12,587

DESKING SYSTEMS
AIM EZ Desking



				CONFIGURE & PRICE	
	MODEL NUMBER	DESCRIPTION	SIZE	TFL	HPL
30" x 48"	AIM-EZ-D-3048-2	30" x 48" Rectangle, 2-pack	30" x 48" (2)	1,537	1,877
	AIM-EZ-D-3048-4	30" x 48" Rectangle, 4-pack	30" x 48" (4)	2,922	3,601
	AIM-EZ-D-3048-6	30" x 48" Rectangle, 6-pack	30" x 48" (6)	4,308	5,327
	AIM-EZ-D-3048-8	30" x 48" Rectangle, 8-pack	30" x 48" (8)	5,693	7,049
	AIM-EZ-D-3048-10	30" x 48" Rectangle, 10-pack	30" x 48" (10)	7,081	8,775
	AIM-EZ-D-3048-12	30" x 48" Rectangle, 12-pack	30" x 48" (12)	8,466	10,499
30" x 60"	AIM-EZ-D-3060-2	30" x 60" Rectangle, 2-pack	30" x 60" (2)	1,855	2,237
	AIM-EZ-D-3060-4	30" x 60" Rectangle, 4-pack	30" x 60" (4)	3,640	4,173
	AIM-EZ-D-3060-6	30" x 60" Rectangle, 6-pack	30" x 60" (6)	5,344	6,259
	AIM-EZ-D-3060-8	30" x 60" Rectangle, 8-pack	30" x 60" (8)	7,048	8,346
	AIM-EZ-D-3060-10	30" x 60" Rectangle, 10-pack	30" x 60" (10)	8,753	10,432
	AIM-EZ-D-3060-12	30" x 60" Rectangle, 12-pack	30" x 60" (12)	10,457	12,518
30" x 72"	AIM-EZ-D-3072-2	30" x 72" Rectangle, 2-pack	30" x 72" (2)	2,074	2,463
	AIM-EZ-D-3072-4	30" x 72" Rectangle, 4-pack	30" x 72" (4)	4,024	4,799
	AIM-EZ-D-3072-6	30" x 72" Rectangle, 6-pack	30" x 72" (6)	5,920	7,083
	AIM-EZ-D-3072-8	30" x 72" Rectangle, 8-pack	30" x 72" (8)	7,815	9,366
	AIM-EZ-D-3072-10	30" x 72" Rectangle, 10-pack	30" x 72" (10)	9,711	11,649
	AIM-EZ-D-3072-12	30" x 72" Rectangle, 12-pack	30" x 72" (12)	11,608	13,932

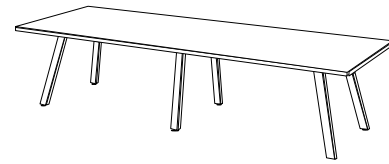
DESKING SYSTEMS
AIM EZ Desking



			CONFIGURE & PRICE						
		MODEL NUMBER	DESCRIPTION	2 PACK	4 PACK	6 PACK	8 PACK	10 PACK	12 PACK
Returns		AIM-EZ-1842-RETURN	18" x 42" Rectangle Top Return, HPL	866	1,732	2,598	3,464	4,330	5,196
		AIM-EZ-1848-RETURN	18" x 48" Rectangle Top Return, HPL	886	1,772	2,658	3,544	4,430	5,316
		TFL-AIM-EZ-1842-RETURN	18" x 42" Rectangle Top Return, TFL	810	1,620	2,430	3,240	4,050	4,860
		TFL-AIM-EZ-1848-RETURN	18" x 48" Rectangle Top Return, TFL	832	1,664	2,496	3,328	4,160	4,992
PET Screens	FRONT PANELS	PET-2448-PS-TMB	PET Front Panel, 24" x 48"; Gray	576	1,152	1,728	2,304	2,880	3,456
		PET-2460-PS-TMB	PET Front Panel, 24" x 60"; Gray	779	1,558	2,337	3,116	3,895	4,674
		PET-2472-PS-TMB	PET Front Panel, 24" x 72"; Gray	829	1,658	2,487	3,316	4,145	4,974
	SIDE PANELS	PET-2424-PS-TMB	PET 24" x 24" Side Panel, Gray	-	828	1,656	2,484	3,312	4,140
		PET-2430-PS-TMB	PET 24" x 30" Side Panel, Gray	-	1,008	2,016	3,024	4,032	5,040
	END PANELS	PET-2424-PS-C-BR	PET 24" x 24" End Panel w/C-Clamps, Gray	2,036	2,036	2,036	2,036	2,036	2,036
		PET-2430-PS-C-BR	PET 24" x 30" End Panel w/C-Clamps, Gray	2,396	2,396	2,396	2,396	2,396	2,396
	FRONT PANELS	PET-1448-PS-TMB	PET Front Panel, 14" x 48"; Gray	417	834	1,251	1,668	2,085	2,502
		PET-1460-PS-TMB	PET Front Panel, 14" x 60"; Gray	572	1,144	1,716	2,288	2,860	3,432
		PET-1472-PS-TMB	PET Front Panel, 14" x 72"; Gray	629	1,258	1,887	2,516	3,145	3,774
	SIDE PANELS	PET-1424-PS-TMB	PET 14" x 24" Side Panel, Gray	-	554	1,108	1,662	2,216	2,770
		PET-1430-PS-TMB	PET 14" x 30" Side Panel, Gray	-	726	1,452	2,178	2,904	3,630
	END PANELS	PET-1424-PS-C-BR	PET 14" x 24" End Panel w/C-Clamps, Gray	1,488	1,488	1,488	1,488	1,488	1,488
		PET-1430-PS-C-BR	PET 14" x 30" End Panel w/C-Clamps, Gray	1,832	1,832	1,832	1,832	1,832	1,832

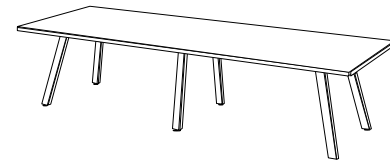
Returns are only available for 60" and 72" worksurfaces

DESKING SYSTEMS
AIM EZ Desking



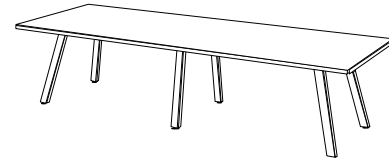
			CONFIGURE & PRICE						
		MODEL NUMBER	DESCRIPTION	2 PACK	4 PACK	6 PACK	8 PACK	10 PACK	12 PACK
Clear Plexiglass Screens	FRONT PANELS	PLEX-3048-PS-TMB	Clear Plexiglass Front Panel, 30" x 48"	659	1,318	1,977	2,636	3,295	3,954
		PLEX-3060-PS-TMB	Clear Plexiglass Front Panel, 30" x 60"	815	1,630	2,445	3,260	4,075	4,890
		PLEX-3072-PS-TMB	Clear Plexiglass Front Panel, 30" x 72"	897	1,794	2,691	3,588	4,485	5,382
	SIDE PANELS	PLEX-3024-PS-TMB	Clear Plexiglass Side Panel, 30" x 24"	-	838	1,676	2,514	3,352	4,190
		PLEX-3030-PS-TMB	Clear Plexiglass Side Panel, 30" x 30"	-	920	1,840	2,760	3,680	4,600
	END PANELS	PLEX-3024-PS-C-BR	Clear Plexiglass End Panel with C-Clamp; 30" x 24"	2,056	2,056	2,056	2,056	2,056	2,056
		PLEX-3030-PS-C-BR	Clear Plexiglass End Panel with C-Clamp; 30" x 30"	2,220	2,220	2,220	2,220	2,220	2,220
	FRONT PANELS	PLEX-2448-PS-TMB	Clear Plexiglass Front Panel, 24" x 48"	397	794	1,191	1,588	1,985	2,382
		PLEX-2460-PS-TMB	Clear Plexiglass Front Panel, 24" x 60"	454	908	1,362	1,816	2,270	2,724
		PLEX-2472-PS-TMB	Clear Plexiglass Front Panel, 24" x 72"	512	1,024	1,536	2,048	2,560	3,072
	SIDE PANELS	PLEX-2424-PS-TMB	Clear Plexiglass Side Panel, 24" x 24"	-	468	936	1,404	1,872	2,340
		PLEX-2430-PS-TMB	Clear Plexiglass Side Panel, 24" x 30"	-	526	1,052	1,578	2,104	2,630
	END PANELS	PLEX-2424-PS-C-BR	Clear Plexiglass End Panel with C-Clamp, 24" x 24"	1,316	1,316	1,316	1,316	1,316	1,316
		PLEX-2430-PS-C-BR	Clear Plexiglass End Panel with C-Clamp, 24" x 30"	1,432	1,432	1,432	1,432	1,432	1,432
	FRONT PANELS	PLEX-1448-PS-TMB	Clear Plexiglass Front Panel, 14" x 48"	257	514	771	1,028	1,285	1,542
		PLEX-1460-PS-TMB	Clear Plexiglass Front Panel, 14" x 60"	333	666	999	1,332	1,665	1,998
		PLEX-1472-PS-TMB	Clear Plexiglass Front Panel, 14" x 72"	368	736	1,104	1,472	1,840	2,208
	SIDE PANELS	PLEX-1424-PS-TMB	Clear Plexiglass Side Panel, 14" x 24"	-	376	752	1,128	1,504	1,880
		PLEX-1430-PS-TMB	Clear Plexiglass Side Panel, 14" x 30"	-	398	796	1,194	1,592	1,990
	END PANELS	PLEX-1424-PS-C-BR	Clear Plexiglass End Panel with C-Clamp, 14" x 24"	1,132	1,132	1,132	1,132	1,132	1,132
		PLEX-1430-PS-C-BR	Clear Plexiglass End Panel with C-Clamp, 14" x 30"	1,176	1,176	1,176	1,176	1,176	1,176

DESKING SYSTEMS
AIM EZ Desking



			CONFIGURE & PRICE						
		MODEL NUMBER	DESCRIPTION	2 PACK	4 PACK	6 PACK	8 PACK	10 PACK	12 PACK
Frosted Acrylic Screens	FRONT PANELS	AP-3048-PS-TMB	Frosted Acrylic Front Panel with Permanent Attachment for Benching, 30"H x 48"W, Frosted	1,166	2,332	3,498	4,664	5,830	6,996
		AP-3060-PS-TMB	Frosted Acrylic Front Panel with Permanent Attachment for Benching, 30"H x 60"W, Frosted	1,441	2,882	4,323	5,764	7,205	8,646
		AP-3072-PS-TMB	Frosted Acrylic Front Panel with Permanent Attachment for Benching, 30"H x 72"W, Frosted	1,674	3,348	5,022	6,696	8,370	10,044
	SIDE PANELS	AP-3024-PS-TMB	Frosted Acrylic Side Panel with Permanent Attachment for Benching, 30"H x 24"W, Frosted	-	1,316	2,632	3,948	5,264	6,580
		AP-3030-PS-TMB	Frosted Acrylic Side Panel with Permanent Attachment for Benching, 30"H x 30"W, Frosted	-	1,546	3,092	4,638	6,184	7,730
	END PANELS	AP-3024-PS-C-BR	Frosted Acrylic End Panel w/C-Clamp, 30"H x 24"W, Frosted	3,012	3,012	3,012	3,012	3,012	3,012
		AP-3030-PS-C-BR	Frosted Acrylic End Panel w/C-Clamp, 30"H x 30"W, Frosted	3,472	3,472	3,472	3,472	3,472	3,472
	FRONT PANELS	AP-2448-PS-TMB	Frosted Acrylic Front Panel with Permanent Attachment for Benching, 24"H x 48"W, Frosted	567	1,134	1,701	2,268	2,835	3,402
		AP-2460-PS-TMB	Frosted Acrylic Front Panel with Permanent Attachment for Benching, 24"H x 60"W, Frosted	691	1,382	2,073	2,764	3,455	4,146
		AP-2472-PS-TMB	Frosted Acrylic Front Panel with Permanent Attachment for Benching, 24"H x 72"W, Frosted	815	1,630	2,445	3,260	4,075	4,890
	SIDE PANELS	AP-2424-PS-TMB	Frosted Acrylic Side Panel with Permanent Attachment for Benching, 24"H x 24"W, Frosted	-	602	1,204	1,806	2,408	3,010
		AP-2430-PS-TMB	Frosted Acrylic Side Panel with Permanent Attachment for Benching, 24"H x 30"W, Frosted	-	726	1,452	2,178	2,904	3,630
	END PANELS	AP-2424-PS-C-BR	Frosted Acrylic End Panel w/C-Clamp, 24"H x 24"W, Frosted	1,584	1,584	1,584	1,584	1,584	1,584
		AP-2430-PS-C-BR	Frosted Acrylic End Panel w/C-Clamp, 24"H x 30"W, Frosted	1,832	1,832	1,832	1,832	1,832	1,832
	FRONT PANELS	AP-1448-PS-TMB	Frosted Acrylic Front Panel with Permanent Attachment for Benching, 14"H x 48"W, Frosted	426	852	1,278	1,704	2,130	2,556
		AP-1460-PS-TMB	Frosted Acrylic Front Panel with Permanent Attachment for Benching, 14"H x 60"W, Frosted	505	1,010	1,515	2,020	2,525	3,030
		AP-1472-PS-TMB	Frosted Acrylic Front Panel with Permanent Attachment for Benching, 14"H x 72"W, Frosted	572	1,144	1,716	2,288	2,860	3,432
	SIDE PANELS	AP-1424-PS-TMB	Frosted Acrylic Side Panel with Permanent Attachment for Benching, 14"H x 24"W, Frosted	-	466	932	1,398	1,864	2,330
		AP-1430-PS-TMB	Frosted Acrylic Side Panel with Permanent Attachment for Benching, 14"H x 30"W, Frosted	-	466	932	1,398	1,864	2,330
	END PANELS	AP-1424-PS-C-BR	Frosted Acrylic End Panel w/C-Clamp, 14"H x 24"W, Frosted	1,312	1,312	1,312	1,312	1,312	1,312
		AP-1430-PS-C-BR	Frosted Acrylic End Panel w/C-Clamp, 14"H x 30"W, Frosted	1,312	1,312	1,312	1,312	1,312	1,312

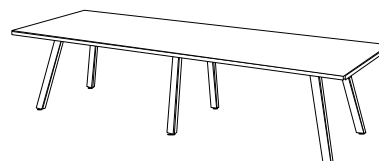
DESKING SYSTEMS
AIM EZ Desking



			CONFIGURE & PRICE						
			2 PACK	4 PACK	6 PACK	8 PACK	10 PACK	12 PACK	
Electrical	MODEL NUMBER	DESCRIPTION							
	BURELE-2P	Burele 2 Power	438	876	1,314	1,752	2,190	2,628	
	BURELE-1P1U	Burele 1 Power / 1 USB Duplex	622	1,244	1,866	2,488	3,110	3,732	
	EZPOWER-3P1U	EZ Power 3 Power / 1 USB Duplex	494	988	1,482	1,976	2,470	2,964	
	VIL2U-41-D-K	2 Power / 1 USB Duplex / 2 Data Knockouts / Convenience Outlet, 1 unit	1,362	2,724	4,086	5,448	6,810	8,172	
	STARTER CORD								
	4220AP1-72	Starter 72" Plug Cord	248	496	496	496	496	496	
42SB2-72	Starter 72" Hardwire	179	358	358	358	358	358		

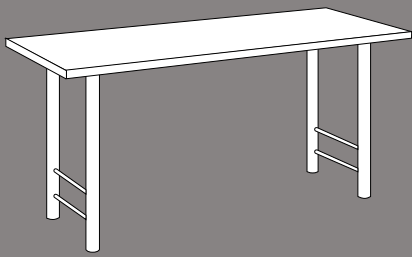
Wire Management	HORIZONTAL	WM-LOOPCLIP	Pkg of 4 clips w/ screws	10	20	30	40	50	60
		WM-VELCRO	Pkg of 4 velcro hook & loop	28	56	84	112	140	168
		WM-CABLE-GRIP	Wire management grip - holds 5 cords	34	68	102	136	170	204
		JWM-4	J-channel wire manager 48" long, black	98	196	294	392	490	588
		JWM-5	J-channel wire manager 60" long, black	122	244	366	488	610	732
		JWM-6	J-channel wire manager 72" long, black	146	292	438	584	730	876
		WM-SNAP-CHANNEL	32" long plastic latching wire manager, black	38	76	114	152	190	228
		WM-TROUGH-B	27.6" metal wire management trough	70	140	210	280	350	420
	VERTICAL	WM-MAG-CHANNEL	1" x 2" metal channel with magnetic attachment	198	396	594	792	990	1,188
	WM-SPINE-TR	51" Spine wire manager Kit, 2 mag clips,translucent	462	924	1,386	1,848	2,310	2,772	
WM-INT	Base-integrated vertical wire management	146	292	438	584	730	876		

DESKING SYSTEMS
AIM EZ Desking



			CONFIGURE & PRICE					
	MODEL NUMBER	DESCRIPTION	2 PACK	4 PACK	6 PACK	8 PACK	10 PACK	12 PACK
Pedestals	PED-HANG	Hanging Slim Pedestal	1,346	2,692	4,038	5,384	6,730	8,076
	PED-1B1F*	1 box, 1 file Pedestal with Casters	1,246	2,492	3,738	4,984	6,230	7,476
	PED-CUSHION	Removable seat cushion	560	1,120	1,680	2,240	2,800	3,360
Monitor Arms	MA-S1-A1	Adjustable Monitor Arm, Single	804	1,608	2,412	3,216	4,020	4,824
	MA-S1-A2	Adjustable Monitor Arm, Dual	1,416	2,832	4,248	5,664	7,080	8,496
	MA-S1-X2	Adjustable Monitor Arm, with a cross bar to support 2 monitors	1,148	2,296	3,444	4,592	5,740	6,888
Chairs	CH-TASK	Task Chair, Standard Height, Black/Grey, with arms, with casters	1,516	3,032	4,548	6,064	7,580	9,096
	CH-STACK	Stacking Chair, Standard Height, Black/Silver, with arms	1,130	2,260	3,390	4,520	5,650	6,780
	CH-FLIP	Flipper Chair, Standard Height, Black/Silver, with arms, with casters	1,346	2,692	4,038	5,384	6,730	8,076

*Not available for 48" long tables



TRAINING & TASK TABLES

TRAINING & TASK TABLES

AIM



CONFIGURE & PRICE

	MODEL NUMBER	SIZE	TFL	HPL	WOOD VENEER	1-DAY	5-DAY
Rectangle	AIM-2448	24 x 48	880	978	1,819	-	-
	AIM-2454	24 x 54	932	1,034	1,942	-	-
	AIM-2460	24 x 60	940	1,044	2,069	-	-
	AIM-2466	24 x 66	1,001	1,114	2,207	-	-
	AIM-2472	24 x 72	1,089	1,212	2,424	-	-
	AIM-3048	30 x 48	983	1,092	2,198	-	-
	AIM-3054	30 x 54	993	1,103	2,474	-	-
	AIM-3060	30 x 60	1,001	1,114	2,697	-	-
	AIM-3066	30 x 66	1,154	1,284	3,809	-	-
	AIM-3072	30 x 72	1,174	1,304	4,076	-	-
	AIM-3648	36 x 48	1,199	1,333	2,499	-	-
	AIM-3654	36 x 54	1,314	1,460	2,717	-	-
	AIM-3660	36 x 60	1,326	1,472	2,897	-	-
	AIM-3666	36 x 66	1,507	1,675	3,189	-	-
	AIM-3672	36 x 72	1,520	1,688	3,367	-	-
Round	AIM-36R	36"	985	1,093	1,872	-	-
	AIM-42R	42"	1,093	1,214	2,176	-	-
	AIM-48R	48"	1,131	1,256	2,587	-	-
	AIM-54R	54"	1,380	1,533	3,047	-	-
	AIM-60R	60"	1,417	1,576	3,555	-	-
Square	AIM-3636	36 x 36	779	866	1,777	-	-
	AIM-4242	42 x 42	926	1,029	2,116	-	-
	AIM-4848	48 x 48	1,151	1,279	2,774	-	-
	AIM-5454	54 x 54	1,254	1,394	3,113	-	-
	AIM-6060	60 x 60	1,261	1,400	3,619	-	-

TRAINING & TASK TABLES

AIM



AIM Options

MODEL NUMBER	DESCRIPTION	ADD-ON
-CH	Counter Height 36"	30
-BH	Bar Height 42"	60
-CA-P	Premium Casters	60

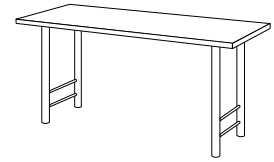
Accessories for Training Tables

OPTION	DESCRIPTION	PRICE
Modesty Panels	PET, Perforated Steel, Laminate, Frosted Acrylic	Visit SpecialT.net
Privacy Screens	PET, Frosted Acrylic, Clear Plexiglass	
Grommets	Round or Rectangle	
Power & Data Management	Burele, EZ Power, Ashley Duo Air, Cove, Dean, Nacre, Node, Mho B, Villa, Qi Wireless Charger	
Wire Management	Loop Clips, Velcro Loop, Cable Grip, J-Shape Wire Channel, Snap Wire Channel, Wire Tough, Wire Tray, 1" Wire Channel, Magnetic Channel, Adjustable Spine	
Table Connector	Quick Align	
Chairs	Task, Stacking, Flipper, Sled	
Monitor Arms	Single, Dual, Single Arm with Cross Bar	

TRAINING & TASK TABLES

Antonio

CONFIGURE & PRICE

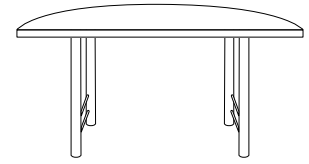


	MODEL NUMBER	SIZE	TFL	HPL	WOOD VENEER	1-DAY	5-DAY
Rectangle	ANTO-2430	24 x 30	708	787	1,340	-	865
	ANTO-2436	24 x 36	736	818	1,498	-	900
	ANTO-2442	24 x 42	752	833	1,555	-	918
	ANTO-2448	24 x 48	785	873	1,714	679	961
	ANTO-2454	24 x 54	814	905	1,813	-	995
	ANTO-2460	24 x 60	844	939	1,964	745	1,032
	ANTO-2466	24 x 66	949	1,054	2,147	-	1,160
	ANTO-2472	24 x 72	998	1,108	2,320	913	1,220
	ANTO-2478	24 x 78	1,045	1,162	2,441	-	1,278
	ANTO-2484	24 x 84	1,177	1,308	2,679	-	1,438
	ANTO-2496	24 x 96	1,283	1,425	3,008	-	1,567
	ANTO-3042	30 x 42	821	912	1,860	-	1,003
	ANTO-3048	30 x 48	867	963	2,069	-	1,060
	ANTO-3054	30 x 54	916	1,018	2,209	-	1,119
	ANTO-3060	30 x 60	970	1,075	2,424	882	1,184
	ANTO-3066	30 x 66	1,058	1,175	2,608	-	1,292
	ANTO-3072	30 x 72	1,127	1,253	2,843	1,060	1,378
	ANTO-3078	30 x 78	1,214	1,349	3,027	-	1,483
	ANTO-3084	30 x 84	1,402	1,558	3,401	-	1,713
	ANTO-3096	30 x 96	1,491	1,656	3,788	-	1,821
	ANTO-3642	36 x 42	921	1,022	2,022	-	1,126
	ANTO-3648	36 x 48	970	1,075	2,241	-	1,184
	ANTO-3654	36 x 54	1,014	1,126	2,383	-	1,239
	ANTO-3660	36 x 60	1,087	1,263	2,688	-	1,328
	ANTO-3666	36 x 66	1,226	1,423	2,937	-	1,498
	ANTO-3672	36 x 72	1,264	1,466	3,145	-	1,546
	ANTO-3678	36 x 78	1,404	1,623	3,393	-	1,714
	ANTO-3684	36 x 84	1,498	1,743	3,640	-	1,831
	ANTO-3696	36 x 96	1,589	1,840	4,033	-	1,941
	Trapezoid	ANTO-2448-TRA	24 x 48	814	905	-	-
ANTO-2460-TRA		24 x 60	880	977	-	-	-
ANTO-2472-TRA		24 x 72	1,039	1,153	-	-	-
ANTO-3048-TRA		30 x 48	899	999	-	-	-
ANTO-3060-TRA		30 x 60	1,009	1,121	2,135	-	-
ANTO-3072-TRA		30 x 72	1,177	1,308	2,492	-	-

TRAINING & TASK TABLES

Antonio

CONFIGURE & PRICE



	MODEL NUMBER	SIZE	TFL	HPL	WOOD VENEER	1-DAY	5-DAY
1/2 Round	ANTO-3060-HRD	30 x 60	1,132	1,257	2,322	-	-
	ANTO-3672-HRD	36 x 72	1,401	1,830	3,387	-	-
1/4 Round	ANTO-3030-QRD	30 x 30	934	1,036	1,615	-	-
	ANTO-3636-QRD	36 x 36	1,041	1,154	1,944	-	-
Crescent	ANTO-2472-CRE	24 x 48 x 72	1,327	1,473	2,605	-	-
	ANTO-2494-CRE	24 x 60 x 94	1,847	2,053	3,657	-	-
	ANTO-3072-CRE	30 x 48 x 72	1,348	1,496	2,827	-	-
	ANTO-3094-CRE	30 x 60 x 94	1,868	2,074	3,841	-	-

Antonio Options

MODEL NUMBER	DESCRIPTION	ADD-ON
-CA	Casters	76
-CH	Counter Height 36"	252
-BH	Bar Height 42"	252
-CUSTHT1	Custom Height between 5" - 28.99"	272
-CUSTHT2	Custom Height between 29" - 42"	524

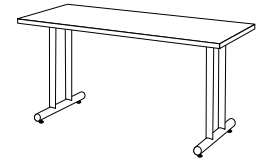
Accessories for Training Tables

OPTION	DESCRIPTION	PRICE
Modesty Panels	PET, Perforated Steel, Laminate, Frosted Acrylic	Visit SpecialT.net
Privacy Screens	PET, Frosted Acrylic, Clear Plexiglass	
Grommets	Round or Rectangle	
Power & Data Management	Burele, EZ Power, Ashley Duo Air, Cove, Dean, Nacre, Node, Mho B, Villa, Qi Wireless Charger	
Wire Management	Loop Clips, Velcro Loop, Cable Grip, J-Shape Wire Channel, Snap Wire Channel, Wire Tough, Wire Tray, 1" Wire Channel, Magnetic Channel, Adjustable Spine	
Table Connector	Quick Align	
Chairs	Task, Stacking, Flipper, Sled	
Monitor Arms	Single, Dual, Single Arm with Cross Bar	

*An Oversize Fee has been implemented by freight carriers for all LTL shipments for pallets 8' and over.
96"-108" - additional 250.00 | 109" -168" - additional 350.00 | Per custom pallet

TRAINING & TASK TABLES

Apollo

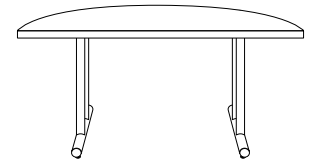


CONFIGURE & PRICE

	MODEL NUMBER	SIZE	TFL	HPL	WOOD VENEER	1-DAY	5-DAY
Rectangle	APOL-2436	24 x 36	840	933	1,613	-	1,026
	APOL-2442	24 x 42	875	973	1,695	-	1,070
	APOL-2448	24 x 48	908	1,008	1,849	816	1,109
	APOL-2454	24 x 54	937	1,042	1,950	-	1,146
	APOL-2460	24 x 60	970	1,078	2,103	884	1,186
	APOL-2466	24 x 66	1,072	1,191	2,284	-	1,309
	APOL-2472	24 x 72	1,120	1,243	2,455	1,051	1,369
	APOL-2478	24 x 78	1,208	1,345	2,624	-	1,479
	APOL-2484	24 x 84	1,298	1,444	2,815	-	1,589
	APOL-2496	24 x 96	1,404	1,561	3,144	-	1,716
	APOL-3042	30 x 42	927	1,030	1,978	-	1,132
	APOL-3048	30 x 48	970	1,078	2,184	-	1,186
	APOL-3054	30 x 54	1,019	1,132	2,323	-	1,245
	APOL-3060	30 x 60	1,071	1,190	2,539	994	1,308
	APOL-3066	30 x 66	1,162	1,291	2,724	-	1,419
	APOL-3072	30 x 72	1,231	1,368	2,958	1,174	1,505
	APOL-3078	30 x 78	1,366	1,518	3,196	-	1,670
	APOL-3084	30 x 84	1,504	1,671	3,514	-	1,837
	APOL-3096	30 x 96	1,591	1,768	3,900	-	1,945
	APOL-3642	36 x 42	1,021	1,136	2,136	-	1,249
	APOL-3648	36 x 48	1,071	1,190	2,356	-	1,308
	APOL-3654	36 x 54	1,133	1,259	2,516	-	1,385
	APOL-3660	36 x 60	1,190	1,381	2,806	-	1,454
	APOL-3666	36 x 66	1,326	1,542	3,056	-	1,622
	APOL-3672	36 x 72	1,433	1,665	3,344	-	1,752
	APOL-3678	36 x 78	1,578	1,833	3,603	-	1,930
	APOL-3684	36 x 84	1,680	1,951	3,848	-	2,053
	APOL-3696	36 x 96	1,774	2,061	4,254	-	2,166
Trapezoid	APOL-2460-TRA	24 x 60	1,096	1,217	-	-	-
	APOL-2472-TRA	24 x 72	1,261	1,401	-	-	-
	APOL-3048-TRA	30 x 48	1,116	1,240	-	-	-
	APOL-3060-TRA	30 x 60	1,232	1,371	2,385	-	-
	APOL-3072-TRA	30 x 72	1,407	1,564	2,748	-	-

TRAINING & TASK TABLES

Apollo



		CONFIGURE & PRICE					
	MODEL NUMBER	SIZE	TFL	HPL	WOOD VENEER	1-DAY	5-DAY
1/2 Round	APOL-6030-HRD	60 x 30	1,363	1,514	2,579	-	-
	APOL-7236-HRD	72 x 36	1,647	1,830	3,387	-	-
1/4 Round	APOL-3030-QRD	30 x 30	1,153	1,281	1,860	-	-
	APOL-3636-QRD	36 x 36	1,264	1,404	2,194	-	-
Crescent	APOL-2472-CRE	24 x 48 x 72	1,533	1,701	2,833	-	-
	APOL-2494-CRE	24 x 60 x 94	2,082	2,312	3,916	-	-
	APOL-3072-CRE	30 x 48 x 72	1,553	1,724	3,055	-	-
	APOL-3094-CRE	30 x 60 x 94	2,104	2,337	4,104	-	-

Apollo Options

MODEL NUMBER	DESCRIPTION	ADD-ON
-TL	T-Leg Option	0
-CL	C-Leg Option	0
-CA	Casters	76
-CH	Counter Height 36"	252
-BH	Bar Height 42"	252
-CUSTHT1	Custom Height between 5" - 28.99"	272
-CUSTHT2	Custom Height between 29" - 42"	524

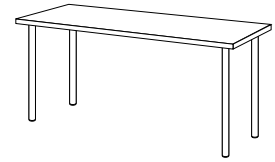
Accessories for Training Tables

OPTION	DESCRIPTION	PRICE
Modesty Panels	PET, Perforated Steel, Laminate, Frosted Acrylic	Visit SpecialT.net
Privacy Screens	PET, Frosted Acrylic, Clear Plexiglass	
Grommets	Round or Rectangle	
Power & Data Management	Burele, EZ Power, Ashley Duo Air, Cove, Dean, Nacre, Node, Mho B, Villa, Qi Wireless Charger	
Wire Management	Loop Clips, Velcro Loop, Cable Grip, J-Shape Wire Channel, Snap Wire Channel, Wire Tough, Wire Tray, 1" Wire Channel, Magnetic Channel, Adjustable Spine	
Table Connector	Quick Align	
Chairs	Task, Stacking, Flipper, Sled	
Monitor Arms	Single, Dual, Single Arm with Cross Bar	

*An Oversize Fee has been implemented by freight carriers for all LTL shipments for pallets 8' and over.
96"-108" - additional 250.00 | 109"-168" - additional 350.00 | Per custom pallet

TRAINING & TASK TABLES

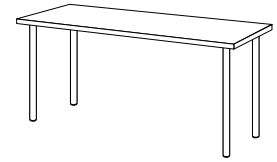
Ella



		CONFIGURE & PRICE					
Rectangle	MODEL NUMBER	SIZE	TFL	HPL	WOOD VENEER	1-DAY	5-DAY
	ELLA-1824	18 x 24	588	652	1,020	-	717
	ELLA-1830	18 x 30	610	679	1,112	-	746
	ELLA-1836	18 x 36	623	693	1,205	-	763
	ELLA-1842	18 x 42	658	732	1,297	-	805
	ELLA-1848	18 x 48	699	778	1,436	-	855
	ELLA-1854	18 x 54	722	802	1,512	-	884
	ELLA-1860	18 x 60	741	823	1,628	627	906
	ELLA-1866	18 x 66	819	911	1,767	-	1,001
	ELLA-1872	18 x 72	867	963	1,913	769	1,060
	ELLA-1878	18 x 78	985	1,094	2,095	-	1,203
	ELLA-1884	18 x 84	1,102	1,225	2,300	-	1,347
	ELLA-1896	18 x 96	1,182	1,314	2,556	-	1,446
	ELLA-2430	24 x 30	648	721	1,274	-	792
	ELLA-2436	24 x 36	675	751	1,431	-	825
	ELLA-2442	24 x 42	707	785	1,507	-	862
	ELLA-2448	24 x 48	741	823	1,664	627	906
	ELLA-2454	24 x 54	773	860	1,768	-	946
	ELLA-2460	24 x 60	808	898	1,923	702	986
	ELLA-2466	24 x 66	915	1,017	2,110	-	1,118
	ELLA-2472	24 x 72	970	1,075	2,287	882	1,184
	ELLA-2478	24 x 78	1,061	1,180	2,459	-	1,298
	ELLA-2484	24 x 84	1,154	1,284	2,655	-	1,413
	ELLA-2496	24 x 96	1,267	1,407	2,990	-	1,547
ELLA-3036	30 x 36	723	803	-	-	885	
ELLA-3042	30 x 42	759	844	1,792	-	929	
ELLA-3048	30 x 48	808	898	2,004	-	986	
ELLA-3054	30 x 54	861	956	2,147	-	1,053	
ELLA-3060	30 x 60	913	1,015	2,364	821	1,116	
ELLA-3066	30 x 66	1,001	1,111	2,544	-	1,223	
ELLA-3072	30 x 72	1,083	1,204	2,794	1,008	1,324	
ELLA-3078	30 x 78	1,228	1,364	3,042	-	1,501	
ELLA-3084	30 x 84	1,372	1,525	3,368	-	1,675	
ELLA-3096	30 x 96	1,465	1,627	3,759	-	1,791	

TRAINING & TASK TABLES

Ella



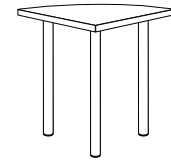
CONFIGURE & PRICE

	MODEL NUMBER	SIZE	TFL	HPL	WOOD VENEER	1-DAY	5-DAY
Rectangle	ELLA-3642	36 x 42	863	960	1,960	-	1,055
	ELLA-3648	36 x 48	913	1,015	2,181	-	1,116
	ELLA-3654	36 x 54	976	1,085	2,342	-	1,193
	ELLA-3660	36 x 60	1,039	1,154	2,579	-	1,271
	ELLA-3666	36 x 66	1,184	1,315	2,829	-	1,447
	ELLA-3672	36 x 72	1,228	1,364	3,043	-	1,501
	ELLA-3678	36 x 78	1,351	1,502	3,272	-	1,653
	ELLA-3684	36 x 84	1,473	1,638	3,535	-	1,801
	ELLA-3696	36 x 96	1,570	1,745	3,938	-	1,919
Round	ELLA-24	24"	764	847	1,216	-	975
	ELLA-30	30"	844	939	1,506	-	1,081
	ELLA-36	36"	949	1,054	1,833	860	1,214
	ELLA-42	42"	1,089	1,212	2,174	1,017	1,393
	ELLA-48	48"	1,219	1,353	2,684	-	1,558
	ELLA-60	60"	1,709	1,898	3,877	-	2,185
Square	ELLA-2424	24 x 24	739	819	1,287	-	943
	ELLA-3030	30 x 30	814	905	1,567	-	1,041
	ELLA-3636	36 x 36	905	1,006	1,917	812	1,158
	ELLA-4242	42 x 42	1,032	1,147	2,234	953	1,320
	ELLA-4848	48 x 48	1,153	1,281	2,776	-	1,474
Trapezoid	ELLA-1848-TRA	18 x 48	730	809	-	-	-
	ELLA-1860-TRA	18 x 60	772	856	-	-	-
	ELLA-1872-TRA	18 x 72	902	1,003	-	-	-
	ELLA-2448-TRA	24 x 48	772	856	-	-	-
	ELLA-2460-TRA	24 x 60	841	934	-	-	-
	ELLA-2472-TRA	24 x 72	1,008	1,120	-	-	-
	ELLA-3048-TRA	30 x 48	841	934	-	-	-
	ELLA-3060-TRA	30 x 60	959	1,065	2,079	-	-
	ELLA-3072-TRA	30 x 72	1,136	1,261	2,445	-	-
1/2 Round	ELLA-3618-HRD	36 x 18	736	818	1,300	-	-
	ELLA-4824-HRD	48 x 24	879	976	-	-	-
	ELLA-6030-HRD	60 x 30	1,086	1,206	2,271	-	-
	ELLA-7236-HRD	72 x 36	1,373	1,525	3,082	-	-

TRAINING & TASK TABLES

Ella

CONFIGURE & PRICE



	MODEL NUMBER	SIZE	TFL	HPL	WOOD VENEER	1-DAY	5-DAY
1/4 Round	ELLA-1818-QRD	18 x 18	565	627	817	-	-
	ELLA-2424-QRD	24 x 24	609	675	1,067	-	-
	ELLA-3030-QRD	30 x 30	706	781	1,360	-	-
	ELLA-3636-QRD	36 x 36	819	910	1,700	-	-
Crescent	ELLA-1872-CRE	18 x 48 x 72	1,279	1,419	-	-	-
	ELLA-1894-CRE	18 x 60 x 94	1,830	2,031	-	-	-
	ELLA-2472-CRE	24 x 48 x 72	1,279	1,419	2,551	-	-
	ELLA-2494-CRE	24 x 60 x 94	1,830	2,031	3,635	-	-
	ELLA-3072-CRE	30 x 48 x 72	1,279	1,419	2,750	-	-
	ELLA-3094-CRE	30 x 60 x 94	1,830	2,031	3,798	-	-

Ella Options

MODEL NUMBER	DESCRIPTION	ADD-ON	
		TABLES UNDER 84" LONG	TABLES 84" & LONGER
-2	2" Diameter	0	0
-3	3" Diameter	144	216
-4	4" diameter	304	456
-FM	Folding Legs	632	948
-CA	Casters	76	114
-BH	Bar Height 42"	252	378
-CUSTHT1	Custom Height between 5" - 28.99"	272	408
-CUSTHT2	Custom Height between 29" - 42"	524	786

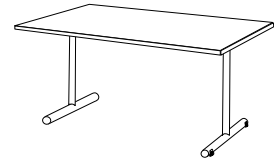
Accessories for Training Tables

OPTION	DESCRIPTION	PRICE
Modesty Panels	PET, Perforated Steel, Laminate, Frosted Acrylic	Visit SpecialT.net
Privacy Screens	PET, Frosted Acrylic, Clear Plexiglass	
Grommets	Round or Rectangle	
Power & Data Management	Burele, EZ Power, Ashley Duo Air, Cove, Dean, Nacre, Node, Mho B, Villa, Qi Wireless Charger	
Wire Management	Loop Clips, Velcro Loop, Cable Grip, J-Shape Wire Channel, Snap Wire Channel, Wire Tough, Wire Tray, 1" Wire Channel, Magnetic Channel, Adjustable Spine	
Table Connector	Quick Align	
Chairs	Task, Stacking, Flipper, Sled	
Monitor Arms	Single, Dual, Single Arm with Cross Bar	

*An Oversize Fee has been implemented by freight carriers for all LTL shipments for pallets 8' and over.
96"-108" - additional 250.00 | 109" -168" - additional 350.00 | Per custom pallet

TRAINING & TASK TABLES

EZ-Roll



		CONFIGURE & PRICE					
	MODEL NUMBER	SIZE	TFL	HPL	WOOD VENEER	1-DAY	5-DAY
	Rectangle	EZRL-1824	18 x 24	679	754	1,122	-
EZRL-1830		18 x 30	696	773	1,206	-	851
EZRL-1836		18 x 36	712	792	1,304	-	869
EZRL-1842		18 x 42	717	796	1,361	-	875
EZRL-1848		18 x 48	755	839	1,497	-	922
EZRL-1854		18 x 54	770	856	1,566	-	942
EZRL-1860		18 x 60	789	878	1,683	691	965
EZRL-1866		18 x 66	863	957	1,813	-	1,058
EZRL-1872		18 x 72	906	1,007	1,957	820	1,106
EZRL-1878		18 x 78	1,023	1,139	2,140	-	1,252
EZRL-2430		24 x 30	715	795	1,348	-	874
EZRL-2436		24 x 36	741	823	1,503	-	905
EZRL-2442		24 x 42	758	843	1,565	-	928
EZRL-2448		24 x 48	789	878	1,719	691	965
EZRL-2454		24 x 54	821	912	1,820	-	1,001
EZRL-2460		24 x 60	851	945	1,970	757	1,039
EZRL-2466		24 x 66	949	1,054	2,147	-	1,159
EZRL-2472		24 x 72	997	1,107	2,319	922	1,218
EZRL-2478		24 x 78	1,075	1,194	2,473	-	1,314
EZRL-3042		30 x 42	807	898	1,846	-	987
EZRL-3048		30 x 48	851	945	2,051	-	1,039
EZRL-3054		30 x 54	899	998	2,189	-	1,097
EZRL-3060		30 x 60	948	1,053	2,402	866	1,158
EZRL-3066		30 x 66	1,036	1,150	2,583	-	1,265
EZRL-3072		30 x 72	1,103	1,225	2,815	1,038	1,348
EZRL-3078		30 x 78	1,218	1,352	3,030	-	1,489

EZ-Roll Options

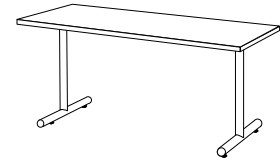
MODEL NUMBER	DESCRIPTION	ADD-ON
-CUSTHT1	Custom Height between 5" - 28.99"	136

Accessories for Training Tables

OPTION	DESCRIPTION	PRICE
Modesty Panels	PET, Perforated Steel, Laminate, Frosted Acrylic	Visit SpecialT.net
Privacy Screens	PET, Frosted Acrylic, Clear Plexiglass	
Grommets	Round or Rectangle	
Power & Data Management	Burele, EZ Power, Ashley Duo Air, Cove, Dean, Nacre, Node, Mho B, Villa, Qi Wireless Charger	
Wire Management	Loop Clips, Velcro Loop, Cable Grip, J-Shape Wire Channel, Snap Wire Channel, Wire Tough, Wire Tray, 1" Wire Channel, Magnetic Channel, Adjustable Spine	
Table Connector	Quick Align	
Chairs	Task, Stacking, Flipper, Sled	
Monitor Arms	Single, Dual, Single Arm with Cross Bar	

TRAINING & TASK TABLES

Kingston

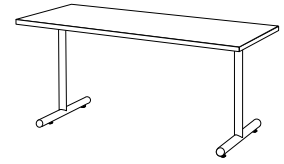


CONFIGURE & PRICE

	MODEL NUMBER	SIZE	TFL	HPL	WOOD VENEER	CONFIGURE & PRICE	
						1-DAY	5-DAY
Rectangle	KING-1824	18 x 24	609	675	1,043	-	743
	KING-1830	18 x 30	627	697	1,130	-	766
	KING-1836	18 x 36	644	715	1,227	-	787
	KING-1842	18 x 42	674	751	1,316	-	824
	KING-1848	18 x 48	712	792	1,450	-	869
	KING-1854	18 x 54	731	813	1,523	-	893
	KING-1860	18 x 60	751	831	1,636	646	915
	KING-1866	18 x 66	823	913	1,769	-	1,007
	KING-1872	18 x 72	865	962	1,912	773	1,058
	KING-1878	18 x 78	950	1,055	2,056	-	1,162
	KING-1884	18 x 84	1,078	1,198	2,273	-	1,317
	KING-1896	18 x 96	1,151	1,279	2,521	-	1,407
	KING-18108	18 x 108	1,518	1,686	3,842	-	1,854
	KING-18120	18 x 120	1,670	1,854	4,205	-	2,039
	KING-2430	24 x 30	675	752	1,305	-	825
	KING-2436	24 x 36	702	780	1,460	-	860
	KING-2442	24 x 42	718	797	1,519	-	877
	KING-2448	24 x 48	751	831	1,672	646	915
	KING-2454	24 x 54	780	866	1,774	-	952
	KING-2460	24 x 60	808	899	1,924	712	988
	KING-2466	24 x 66	908	1,008	2,101	-	1,107
	KING-2472	24 x 72	956	1,062	2,274	874	1,169
	KING-2478	24 x 78	999	1,111	2,390	-	1,224
	KING-2484	24 x 84	1,126	1,251	2,622	-	1,377
	KING-2496	24 x 96	1,230	1,366	2,949	-	1,504
	KING-24108	24 x 108	1,593	1,770	4,295	-	1,949
	KING-24120	24 x 120	1,720	1,910	4,682	-	2,101
	KING-3042	30 x 42	766	851	1,799	-	935
	KING-3048	30 x 48	808	899	2,005	-	988
	KING-3054	30 x 54	856	951	2,142	-	1,045
	KING-3060	30 x 60	906	1,007	2,356	820	1,106
	KING-3066	30 x 66	994	1,104	2,537	-	1,214
	KING-3072	30 x 72	1,061	1,180	2,770	994	1,297
KING-3078	30 x 78	1,144	1,272	2,950	-	1,399	
KING-3084	30 x 84	1,324	1,471	3,314	-	1,619	

TRAINING & TASK TABLES

Kingston

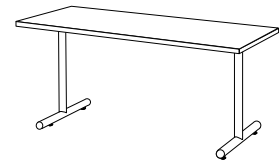


CONFIGURE & PRICE

	MODEL NUMBER	SIZE	TFL	HPL	WOOD VENEER	1-DAY	5-DAY
Rectangle	KING-3096	30 x 96	1,408	1,566	3,698	-	1,723
	KING-30108	30 x 108	1,740	1,932	5,232	-	2,126
	KING-30120	30 x 120	1,898	2,110	5,573	-	2,321
	KING-3642-TL	36 x 42	860	954	1,954	-	1,051
	KING-3648-TL	36 x 48	906	1,007	2,173	-	1,106
	KING-3654-TL	36 x 54	949	1,054	2,311	-	1,159
	KING-3660-TL	36 x 60	1,020	1,133	2,558	-	1,247
	KING-3666-TL	36 x 66	1,151	1,279	2,793	-	1,407
	KING-3672-TL	36 x 72	1,192	1,324	3,003	-	1,458
	KING-3678-TL	36 x 78	1,328	1,474	3,244	-	1,622
	KING-3684-TL	36 x 84	1,418	1,576	3,473	-	1,734
KING-3696-TL	36 x 96	1,504	1,671	3,864	-	1,836	
Trapezoid	KING-1848-TRA	18 x 48	739	820	-	-	-
	KING-1860-TRA	18 x 60	779	865	-	-	-
	KING-1872-TRA	18 x 72	898	996	-	-	-
	KING-2448-TRA	24 x 48	779	865	-	-	-
	KING-2460-TRA	24 x 60	842	935	-	-	-
	KING-2472-TRA	24 x 72	993	1,103	-	-	-
	KING-3048-TRA	30 x 48	841	933	-	-	-
	KING-3060-TRA	30 x 60	948	1,053	2,067	-	-
KING-3072-TRA	30 x 72	1,107	1,230	2,414	-	-	
1/2 Round	KING-3618-HRD	18 x 36	744	827	1,309	-	-
	KING-4824-HRD	24 x 48	875	972	-	-	-
	KING-6030-HRD	30 x 60	1,062	1,181	2,246	-	-
	KING-7236-HRD	36 x 72	1,326	1,471	3,028	-	-
1/4 Round	KING-1818-QRD	18 x 18	745	828	1,018	-	-
	KING-2424-QRD	24 x 24	784	869	1,261	-	-
	KING-3030-QRD	30 x 30	873	970	1,549	-	-
	KING-3636-QRD	36 x 36	974	1,082	1,872	-	-
Crescent	KING-1872-CRE	18 x 48 x 72	1,269	1,411	-	-	-
	KING-1894-CRE	18 x 60 x 94	1,773	1,969	-	-	-
	KING-2472-CRE	24 x 48 x 72	1,269	1,411	2,543	-	-
	KING-2494-CRE	24 x 60 x 94	1,773	1,969	3,573	-	-
	KING-3072-CRE	30 x 48 x 72	1,269	1,411	2,742	-	-
	KING-3094-CRE	30 x 60 x 94	1,773	1,969	3,736	-	-

TRAINING & TASK TABLES

Kingston



Kingston Options

MODEL NUMBER	DESCRIPTION	ADD-ON	
		TABLES UP TO 84" LONG	TABLES 96"-120" LONG
-TL	T-Leg Option	-	-
-CL	C-Leg Option	-	-
-ATL	Arched Leg Option	142	-
-SLG	Self Leveling Glides	84	-
-CA	Casters	76	114
-SC	Skate Casters	128	-
-FL	Folding Legs	496	744
-AH	Adjustable Height 26" to 36"	218	327
-AH42	Adjustable Height 36" to 42"	418	627
-CH	Counter Height 36"	126	189
-BH	Bar Height 42"	126	189
-CUSTHT1	Custom Height between 5" - 28.99"	136	204
-CUSTHT2	Custom Height between 29" - 42"	262	393

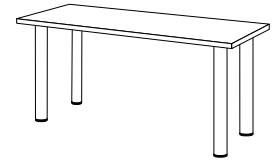
Accessories for Training Tables

OPTION	DESCRIPTION	PRICE
Modesty Panels	PET, Perforated Steel, Laminate, Frosted Acrylic	Visit SpecialT.net
Privacy Screens	PET, Frosted Acrylic, Clear Plexiglass	
Grommets	Round or Rectangle	
Power & Data Management	Burele, EZ Power, Ashley Duo Air, Cove, Dean, Nacre, Node, Mho B, Villa, Qi Wireless Charger	
Wire Management	Loop Clips, Velcro Loop, Cable Grip, J-Shape Wire Channel, Snap Wire Channel, Wire Tough, Wire Tray, 1" Wire Channel, Magnetic Channel, Adjustable Spine	
Table Connector	Quick Align	
Chairs	Task, Stacking, Flipper, Sled	
Monitor Arms	Single, Dual, Single Arm with Cross Bar	

*An Oversize Fee has been implemented by freight carriers for all LTL shipments for pallets 8' and over.
96"-108" - additional 250.00 | 109" -168" - additional 350.00 | Per custom pallet

TRAINING & TASK TABLES

Kristina

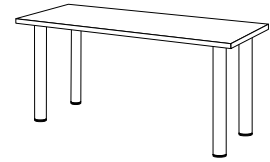


CONFIGURE & PRICE

	MODEL NUMBER	SIZE	TFL	HPL	WOOD VENEER	CONFIGURE & PRICE	
						1-DAY	5-DAY
Rectangle	KRST-1824	18 x 24	1,103	1,226	1,594	-	1,348
	KRST-1830	18 x 30	1,121	1,247	1,680	-	1,371
	KRST-1836	18 x 36	1,135	1,261	1,773	-	1,386
	KRST-1842	18 x 42	1,165	1,295	1,860	-	1,424
	KRST-1848	18 x 48	1,203	1,336	1,994	-	1,469
	KRST-1854	18 x 54	1,218	1,352	2,062	-	1,489
	KRST-1860	18 x 60	1,235	1,372	2,177	1,179	1,509
	KRST-1866	18 x 66	1,302	1,447	2,303	-	1,592
	KRST-1872	18 x 72	1,341	1,492	2,442	1,297	1,641
	KRST-1878	18 x 78	1,833	2,038	3,039	-	2,241
	KRST-1884	18 x 84	1,952	2,170	3,245	-	2,386
	KRST-1896	18 x 96	2,019	2,244	3,486	-	2,469
	KRST-2430	24 x 30	1,151	1,279	1,832	-	1,406
	KRST-2436	24 x 36	1,179	1,309	1,989	-	1,440
	KRST-2442	24 x 42	1,206	1,339	2,061	-	1,473
	KRST-2448	24 x 48	1,235	1,372	2,213	1,179	1,509
	KRST-2454	24 x 54	1,264	1,404	2,312	-	1,545
	KRST-2460	24 x 60	1,291	1,433	2,458	1,240	1,577
	KRST-2466	24 x 66	1,382	1,535	2,628	-	1,690
	KRST-2472	24 x 72	1,428	1,587	2,799	1,393	1,745
	KRST-2478	24 x 78	1,879	2,087	3,366	-	2,296
	KRST-2484	24 x 84	1,998	2,218	3,589	-	2,440
	KRST-2496	24 x 96	2,092	2,325	3,908	-	2,558
	KRST-3042	30 x 42	1,252	1,390	2,338	-	1,531
	KRST-3048	30 x 48	1,291	1,433	2,539	-	1,577
	KRST-3054	30 x 54	1,337	1,484	2,675	-	1,632
	KRST-3060	30 x 60	1,381	1,534	2,883	1,340	1,688
	KRST-3066	30 x 66	1,465	1,627	3,060	-	1,789
	KRST-3072	30 x 72	1,527	1,697	3,287	1,502	1,867
	KRST-3078	30 x 78	2,011	2,233	3,911	-	2,458
KRST-3084	30 x 84	2,181	2,424	4,267	-	2,666	
KRST-3096	30 x 96	2,260	2,511	4,643	-	2,763	

TRAINING & TASK TABLES

Kristina

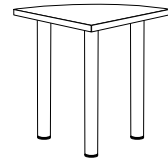


CONFIGURE & PRICE

	MODEL NUMBER	SIZE	TFL	HPL	WOOD VENEER	1-DAY	5-DAY
Rectangle	KRST-3642	36 x 42	1,339	1,489	2,489	-	1,638
	KRST-3648	36 x 48	1,381	1,534	2,700	-	1,688
	KRST-3654	36 x 54	1,422	1,579	2,836	-	1,737
	KRST-3660	36 x 60	1,489	1,654	3,079	-	1,820
	KRST-3666	36 x 66	1,613	1,791	3,305	-	1,969
	KRST-3672	36 x 72	1,648	1,832	3,511	-	2,015
	KRST-3678	36 x 78	2,181	2,425	4,195	-	2,667
	KRST-3684	36 x 84	2,268	2,521	4,418	-	2,772
	KRST-3696	36 x 96	2,349	2,610	4,803	-	2,870
Round	KRST-24	24"	1,115	1,238	1,607	-	-
	KRST-30	30"	1,184	1,315	1,882	-	-
	KRST-36	36"	1,272	1,414	2,193	-	-
	KRST-42	42"	1,390	1,546	2,508	-	-
	KRST-48	48"	1,504	1,671	3,002	-	-
Square	KRST-2424	24 x 24	1,093	1,214	1,682	-	-
	KRST-3030	30 x 30	1,159	1,286	1,948	-	-
	KRST-3636	36 x 36	1,235	1,372	2,283	-	-
	KRST-4242	42 x 42	1,341	1,492	2,579	-	-
	KRST-4848	48 x 48	1,444	1,604	3,099	-	-
Trapezoid	KRST-1848-TRA	18 x 48	1,226	1,361	-	-	-
	KRST-1860-TRA	18 x 60	1,262	1,402	-	-	-
	KRST-1872-TRA	18 x 72	1,373	1,525	-	-	-
	KRST-2448-TRA	24 x 48	1,262	1,402	-	-	-
	KRST-2460-TRA	24 x 60	1,323	1,469	-	-	-
	KRST-2472-TRA	24 x 72	1,461	1,625	-	-	-
	KRST-3048-TRA	30 x 48	1,323	1,469	-	-	-
	KRST-3060-TRA	30 x 60	1,419	1,577	2,591	-	-
	KRST-3072-TRA	30 x 72	1,568	1,741	2,925	-	-
1/2 Round	KRST-3618-HRD	36 x 18	1,230	1,366	1,848	-	-
	KRST-4824-HRD	48 x 24	1,352	1,502	-	-	-
	KRST-6030-HRD	60 x 30	1,528	1,698	2,763	-	-
	KRST-7236-HRD	72 x 36	1,770	1,965	3,522	-	-

TRAINING & TASK TABLES

Kristina



CONFIGURE & PRICE

	MODEL NUMBER	SIZE	TFL	HPL	WOOD VENEER	1-DAY	5-DAY
1/4 Round	KRST-1818-QRD	18 x 18	1,027	1,140	1,330	-	-
	KRST-2424-QRD	24 x 24	1,065	1,181	1,573	-	-
	KRST-3030-QRD	30 x 30	1,278	1,418	1,997	-	-
	KRST-3636-QRD	36 x 36	1,239	1,375	2,165	-	-
Crescent	KRST-1872-CRE	18 x 48 x 72	1,691	1,879	-	-	-
	KRST-1894-CRE	18 x 60 x 94	2,569	2,853	-	-	-
	KRST-2472-CRE	24 x 48 x 72	1,691	1,879	3,011	-	-
	KRST-2494-CRE	24 x 60 x 94	2,569	2,853	4,457	-	-
	KRST-3072-CRE	30 x 48 x 72	1,691	1,879	3,210	-	-
	KRST-3094-CRE	30 x 60 x 94	2,569	2,853	4,620	-	-

Kristina Options

MODEL NUMBER	DESCRIPTION	ADD-ON	
		4-LEGS	6-LEGS
-CH	Counter Height 36"	164	246
-BH	Bar Height 42"	340	510

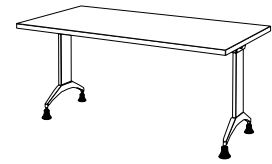
Accessories for Training Tables

OPTION	DESCRIPTION	PRICE
Modesty Panels	PET, Perforated Steel, Laminate, Frosted Acrylic	Visit SpecialT.net
Privacy Screens	PET, Frosted Acrylic, Clear Plexiglass	
Grommets	Round or Rectangle	
Power & Data Management	Burele, EZ Power, Ashley Duo Air, Cove, Dean, Nacre, Node, Mho B, Villa, Qi Wireless Charger	
Wire Management	Loop Clips, Velcro Loop, Cable Grip, J-Shape Wire Channel, Snap Wire Channel, Wire Tough, Wire Tray, 1" Wire Channel, Magnetic Channel, Adjustable Spine	
Table Connector	Quick Align	
Chairs	Task, Stacking, Flipper, Sled	
Monitor Arms	Single, Dual, Single Arm with Cross Bar	

*An Oversize Fee has been implemented by freight carriers for all LTL shipments for pallets 8' and over.
96"-108" - additional 250.00 | 109" -168" - additional 350.00 | Per custom pallet

TRAINING & TASK TABLES

LINK-Stationary



CONFIGURE & PRICE

MODEL NUMBER	SIZE	TFL	HPL	WOOD VENEER	1-DAY	5-DAY
--------------	------	-----	-----	-------------	-------	-------

28.75" Height

Rectangle	MODEL NUMBER	SIZE	TFL	HPL	WOOD VENEER	1-DAY	5-DAY
	LINK-FX-3048	30 x 48	1,153	1,281	2,387	-	1,408
	LINK-FX-3060	30 x 60	1,252	1,390	2,739	1,281	1,531
	LINK-FX-3072	30 x 72	1,351	1,501	3,091	1,317	1,652

LINK-Stationary Options

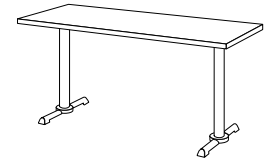
MODEL NUMBER	DESCRIPTION	ADD-ON
-CH	Counter Height 36.75"	33
-BH	Bar Height 40.75"	68
Optional Ganging Clips	4 sets per table	-

Accessories for Training Tables

OPTION	DESCRIPTION	PRICE
Modesty Panels	PET, Perforated Steel, Laminate, Frosted Acrylic	Visit SpecialT.net
Privacy Screens	PET, Frosted Acrylic, Clear Plexiglass	
Grommets	Round or Rectangle	
Power & Data Management	Burele, EZ Power, Ashley Duo Air, Cove, Dean, Nacre, Node, Mho B, Villa, Qi Wireless Charger	
Wire Management	Loop Clips, Velcro Loop, Cable Grip, J-Shape Wire Channel, Snap Wire Channel, Wire Tough, Wire Tray, 1" Wire Channel, Magnetic Channel, Adjustable Spine	
Table Connector	Quick Align	
Chairs	Task, Stacking, Flipper, Sled	
Monitor Arms	Single, Dual, Single Arm with Cross Bar	

TRAINING & TASK TABLES

Portofino-2



CONFIGURE & PRICE

	MODEL NUMBER	SIZE	TFL	HPL	WOOD VENEER	CONFIGURE & PRICE	
						1-DAY	5-DAY
Rectangle	PORT2-2442	24 x 42	588	654	1,376	-	719
	PORT2-2448	24 x 48	622	692	1,533	497	761
	PORT2-2454	24 x 54	656	729	1,637	-	802
	PORT2-2460	24 x 60	690	766	1,791	570	842
	PORT2-2466	24 x 66	796	885	1,978	-	973
	PORT2-2472	24 x 72	847	941	2,153	748	1,036
	PORT2-2478	24 x 78	942	1,048	2,327	-	1,153
	PORT2-2484	24 x 84	1,036	1,152	2,523	-	1,268
	PORT2-2496	24 x 96	1,150	1,278	2,861	-	1,405
	PORT2-3042	30 x 42	642	712	1,660	-	785
	PORT2-3048	30 x 48	690	766	1,872	-	842
	PORT2-3054	30 x 54	730	812	2,003	-	893
	PORT2-3060	30 x 60	794	882	2,231	687	970
	PORT2-3066	30 x 66	882	978	2,411	-	1,078
	PORT2-3072	30 x 72	964	1,072	2,662	878	1,179
	PORT2-3078	30 x 78	1,109	1,232	2,910	-	1,356
	PORT2-3084	30 x 84	1,254	1,394	3,237	-	1,533
	PORT2-3096	30 x 96	1,347	1,496	3,628	-	1,646

Portofino-2 Options

MODEL NUMBER	DESCRIPTION	ADD-ON
-SLG	Self Leveling Glides	84
-BH	Bar Height 42"	196

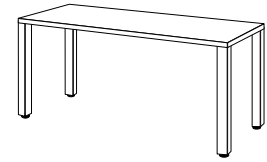
Accessories for Training Tables

OPTION	DESCRIPTION	PRICE
Modesty Panels	PET, Perforated Steel, Laminate, Frosted Acrylic	Visit SpecialT.net
Privacy Screens	PET, Frosted Acrylic, Clear Plexiglass	
Grommets	Round or Rectangle	
Power & Data Management	Burele, EZ Power, Ashley Duo Air, Cove, Dean, Nacre, Node, Mho B, Villa, Qi Wireless Charger	
Wire Management	Loop Clips, Velcro Loop, Cable Grip, J-Shape Wire Channel, Snap Wire Channel, Wire Tough, Wire Tray, 1" Wire Channel, Magnetic Channel, Adjustable Spine	
Table Connector	Quick Align	
Chairs	Task, Stacking, Flipper, Sled	
Monitor Arms	Single, Dual, Single Arm with Cross Bar	

*An Oversize Fee has been implemented by freight carriers for all LTL shipments for pallets 8' and over.
96"-108" - additional 250.00 | 109" -168" - additional 350.00 | Per custom pallet

TRAINING & TASK TABLES

Quatro

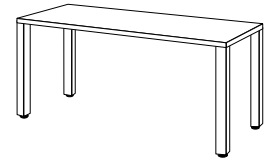


CONFIGURE & PRICE

	MODEL NUMBER	SIZE	TFL	HPL	WOOD VENEER	1-DAY	5-DAY
Rectangle	QUAT-1824	18 x 24	717	796	1,164	-	876
	QUAT-1830	18 x 30	740	821	1,254	-	902
	QUAT-1836	18 x 36	766	852	1,364	-	937
	QUAT-1842	18 x 42	799	886	1,451	-	975
	QUAT-1848	18 x 48	839	932	1,590	-	1,025
	QUAT-1854	18 x 54	861	956	1,666	-	1,053
	QUAT-1860	18 x 60	880	977	1,782	783	1,075
	QUAT-1866	18 x 66	960	1,066	1,922	-	1,172
	QUAT-1872	18 x 72	1,006	1,118	2,068	924	1,229
	QUAT-1878	18 x 78	1,175	1,305	2,306	-	1,435
	QUAT-1884	18 x 84	1,295	1,438	2,513	-	1,581
	QUAT-1896	18 x 96	1,375	1,528	2,770	-	1,616
	QUAT-2430	24 x 30	781	868	1,421	-	954
	QUAT-2436	24 x 36	809	899	1,579	-	988
	QUAT-2442	24 x 42	844	939	1,661	-	1,032
	QUAT-2448	24 x 48	880	977	1,818	783	1,075
	QUAT-2454	24 x 54	912	1,014	1,922	-	1,115
	QUAT-2460	24 x 60	945	1,049	2,074	855	1,154
	QUAT-2466	24 x 66	1,053	1,169	2,262	-	1,286
	QUAT-2472	24 x 72	1,107	1,229	2,441	1,034	1,352
	QUAT-2478	24 x 78	1,381	1,534	2,813	-	1,688
	QUAT-2484	24 x 84	1,347	1,496	2,867	-	1,711
	QUAT-2496	24 x 96	1,459	1,622	3,205	-	1,785
	QUAT-3042	30 x 42	899	999	1,947	-	1,098
	QUAT-3048	30 x 48	945	1,049	2,155	-	1,154
	QUAT-3054	30 x 54	998	1,108	2,299	-	1,218
	QUAT-3060	30 x 60	1,051	1,168	2,517	975	1,285
	QUAT-3066	30 x 66	1,148	1,275	2,708	-	1,402
	QUAT-3072	30 x 72	1,223	1,359	2,949	1,164	1,494
	QUAT-3078	30 x 78	1,418	1,577	3,255	-	1,735
QUAT-3084	30 x 84	1,473	1,638	3,481	-	1,801	
QUAT-3096	30 x 96	1,656	1,841	3,973	-	2,024	
QUAT-3642	36 x 42	1,001	1,111	2,111	-	1,225	
QUAT-3648	36 x 48	1,051	1,168	2,334	-	1,285	

TRAINING & TASK TABLES

Quatro

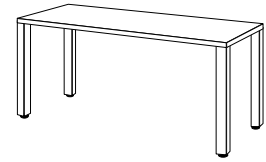


CONFIGURE & PRICE

	MODEL NUMBER	SIZE	TFL	HPL	WOOD VENEER	1-DAY	5-DAY
Rectangle	QUAT-3654	36 x 54	1,042	1,155	2,412	-	1,272
	QUAT-3660	36 x 60	1,179	1,309	2,734	-	1,440
	QUAT-3666	36 x 66	1,324	1,470	2,984	-	1,616
	QUAT-3672	36 x 72	1,364	1,517	3,196	-	1,668
	QUAT-3678	36 x 78	1,542	1,712	3,482	-	1,884
	QUAT-3684	36 x 84	1,667	1,853	3,750	-	2,038
	QUAT-3696	36 x 96	1,760	1,956	4,149	-	2,151
Round	QUAT-24	24"	772	857	1,226	-	-
	QUAT-30	30"	857	953	1,520	-	-
	QUAT-36	36"	960	1,066	1,845	924	-
	QUAT-42	42"	1,099	1,220	2,182	1,087	-
	QUAT-48	48"	1,229	1,366	2,697	-	-
Square	QUAT-2424	24 x 24	745	829	1,297	-	-
	QUAT-3030	30 x 30	819	911	1,573	-	-
	QUAT-3636	36 x 36	913	1,015	1,926	869	-
	QUAT-4242	42 x 42	1,042	1,155	2,242	1,020	-
	QUAT-4848	48 x 48	1,162	1,291	2,786	-	-

TRAINING & TASK TABLES

Quatro



Quatro Options

MODEL NUMBER	DESCRIPTION	ADD-ON	
		4-LEG	6-LEG
-CA	Casters	76	114
-BH	Bar Height 42"	252	378
-CUSTHT1	Custom Height between 5" - 28.99"	272	408
-CUSTHT2	Custom Height between 29" - 42"	524	786

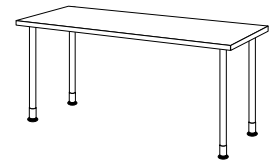
Accessories for Training Tables

OPTION	DESCRIPTION	PRICE
Modesty Panels	PET, Perforated Steel, Laminate, Frosted Acrylic	Visit SpecialT.net
Privacy Screens	PET, Frosted Acrylic, Clear Plexiglass	
Grommets	Round or Rectangle	
Power & Data Management	Burele, EZ Power, Ashley Duo Air, Cove, Dean, Nacre, Node, Mho B, Villa, Qi Wireless Charger	
Wire Management	Loop Clips, Velcro Loop, Cable Grip, J-Shape Wire Channel, Snap Wire Channel, Wire Tough, Wire Tray, 1" Wire Channel, Magnetic Channel, Adjustable Spine	
Table Connector	Quick Align	
Chairs	Task, Stacking, Flipper, Sled	
Monitor Arms	Single, Dual, Single Arm with Cross Bar	

*An Oversize Fee has been implemented by freight carriers for all LTL shipments for pallets 8' and over.
96"-108" - additional 250.00 | 109" -168" - additional 350.00 | Per custom pallet

TRAINING & TASK TABLES

Robot

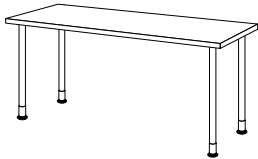


		CONFIGURE & PRICE						
Rectangle	MODEL NUMBER	SIZE	TFL	HPL	WOOD VENEER	1-DAY	5-DAY	
	ROBT-1824	18 x 24	717	796	1,164	-	876	
	ROBT-1830	18 x 30	740	821	1,254	-	902	
	ROBT-1836	18 x 36	764	847	1,359	-	933	
	ROBT-1842	18 x 42	799	886	1,451	-	975	
	ROBT-1848	18 x 48	839	932	1,590	-	1,025	
	ROBT-1854	18 x 54	861	956	1,666	-	1,053	
	ROBT-1860	18 x 60	880	977	1,782	783	1,075	
	ROBT-1866	18 x 66	960	1,066	1,922	-	1,172	
	ROBT-1872	18 x 72	1,006	1,118	2,068	924	1,229	
	ROBT-1878	18 x 78	1,121	1,247	2,248	-	1,371	
	ROBT-1884	18 x 84	1,240	1,378	2,453	-	1,515	
	ROBT-1896	18 x 96	1,324	1,470	2,712	-	1,616	
	ROBT-2430	24 x 30	781	868	1,421	-	954	
	ROBT-2436	24 x 36	808	898	1,578	-	987	
	ROBT-2442	24 x 42	844	939	1,661	-	1,032	
	ROBT-2448	24 x 48	880	977	1,818	783	1,075	
	ROBT-2454	24 x 54	912	1,014	1,922	-	1,115	
	ROBT-2460	24 x 60	945	1,049	2,074	855	1,154	
	ROBT-2466	24 x 66	1,053	1,169	2,262	-	1,286	
	ROBT-2472	24 x 72	1,107	1,229	2,441	1,034	1,352	
	ROBT-2478	24 x 78	1,201	1,335	2,614	-	1,468	
	ROBT-2484	24 x 84	1,295	1,438	2,809	-	1,581	
	ROBT-2496	24 x 96	1,405	1,562	3,145	-	1,720	
ROBT-3042	30 x 42	899	999	1,947	-	1,098		
ROBT-3048	30 x 48	945	1,049	2,155	-	1,154		
ROBT-3054	30 x 54	998	1,108	2,299	-	1,218		
ROBT-3060	30 x 60	1,051	1,168	2,517	975	1,285		
ROBT-3066	30 x 66	1,148	1,275	2,708	-	1,402		
ROBT-3072	30 x 72	1,223	1,359	2,949	1,164	1,494		
ROBT-3078	30 x 78	1,366	1,518	3,196	-	1,670		
ROBT-3084	30 x 84	1,510	1,678	3,521	-	1,845		
ROBT-3096	30 x 96	1,603	1,781	3,913	-	1,961		
ROBT-3642	36 x 42	1,001	1,111	2,111	-	1,225		
ROBT-3648	36 x 48	1,043	1,159	2,325	-	1,285		

TRAINING & TASK TABLES

Robot

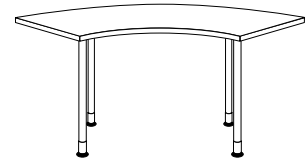
CONFIGURE & PRICE



	MODEL NUMBER	SIZE	TFL	HPL	WOOD VENEER	1-DAY	5-DAY
Rectangle	ROBT-3654	36 x 54	1,051	1,168	2,425	-	1,274
	ROBT-3660	36 x 60	1,179	1,309	2,734	-	1,440
	ROBT-3666	36 x 66	1,324	1,470	2,984	-	1,616
	ROBT-3672	36 x 72	1,364	1,517	3,196	-	1,668
	ROBT-3678	36 x 78	1,489	1,654	3,424	-	1,820
	ROBT-3684	36 x 84	1,614	1,792	3,689	-	1,973
	ROBT-3696	36 x 96	1,708	1,896	4,089	-	2,085
Round	ROBT-24	24"	772	856	1,225	-	941
	ROBT-30	30"	856	951	1,518	-	1,047
	ROBT-36	36"	960	1,066	1,845	-	1,172
	ROBT-42	42"	1,099	1,220	2,182	-	1,345
	ROBT-48	48"	1,231	1,368	2,699	-	1,505
Square	ROBT-2424	24 x 24	745	829	1,297	-	911
	ROBT-3030	30 x 30	819	911	1,573	-	1,001
	ROBT-3636	36 x 36	959	1,065	1,976	-	1,171
	ROBT-4242	42 x 42	1,099	1,220	2,307	-	1,345
	ROBT-4848	48 x 48	1,229	1,366	2,861	-	1,502
Trapezoid	ROBT-1848-TRA	18 x 48	866	962	-	-	-
	ROBT-1860-TRA	18 x 60	910	1,009	-	-	-
	ROBT-1872-TRA	18 x 72	1,041	1,154	-	-	-
	ROBT-2448-TRA	24 x 48	910	1,009	-	-	-
	ROBT-2460-TRA	24 x 60	981	1,087	-	-	-
	ROBT-2472-TRA	24 x 72	1,146	1,272	-	-	-
	ROBT-3048-TRA	30 x 48	981	1,087	-	-	-
	ROBT-3060-TRA	30 x 60	1,097	1,218	2,232	-	-
ROBT-3072-TRA	30 x 72	1,273	1,414	2,598	-	-	
1/2 Round	ROBT-1836-HRD	18 x 36	875	973	2,248	-	-
	ROBT-2448-HRD	24 x 48	1,018	1,131	-	-	-
	ROBT-3060-HRD	30 x 60	1,226	1,361	2,426	-	-
	ROBT-3672-HRD	36 x 72	1,509	1,677	3,234	-	-
1/4 Round	ROBT-1818-QRD	18 x 18	707	783	973	-	-
	ROBT-2424-QRD	24 x 24	746	829	1,221	-	-
	ROBT-3030-QRD	30 x 30	842	935	1,514	-	-
	ROBT-3636-QRD	36 x 36	959	1,062	1,852	-	-

TRAINING & TASK TABLES

Robot



		CONFIGURE & PRICE					
	MODEL NUMBER	SIZE	TFL	HPL	WOOD VENEER	1-DAY	5-DAY
Crescent	ROBT-1872-CRE	18 x 48 x 72	1,416	1,573	-	-	-
	ROBT-1894-CRE	18 x 60 x 94	1,966	2,185	-	-	-
	ROBT-2472-CRE	24 x 48 x 72	1,416	1,573	2,705	-	-
	ROBT-2494-CRE	24 x 60 x 94	1,966	2,185	3,789	-	-
	ROBT-3072-CRE	30 x 48 x 72	1,416	1,573	2,904	-	-
	ROBT-3094-CRE	30 x 60 x 94	1,966	2,185	3,952	-	-

Robot Options

MODEL NUMBER	DESCRIPTION	ADD-ON	
		4 LEGS	6 LEGS
-SC	Skate Casters	0	
-AH	Adjustable Height 26" - 36"	128	192
-CUSTHT1	Custom Height between 5" - 28.99"	272	408

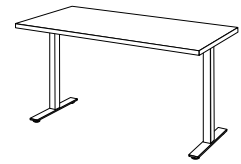
Accessories for Training Tables

OPTION	DESCRIPTION	PRICE
Modesty Panels	PET, Perforated Steel, Laminate, Frosted Acrylic	Visit SpecialT.net
Privacy Screens	PET, Frosted Acrylic, Clear Plexiglass	
Grommets	Round or Rectangle	
Power & Data Management	Burele, EZ Power, Ashley Duo Air, Cove, Dean, Nacre, Node, Mho B, Villa, Qi Wireless Charger	
Wire Management	Loop Clips, Velcro Loop, Cable Grip, J-Shape Wire Channel, Snap Wire Channel, Wire Tough, Wire Tray, 1" Wire Channel, Magnetic Channel, Adjustable Spine	
Table Connector	Quick Align	
Chairs	Task, Stacking, Flipper, Sled	
Monitor Arms	Single, Dual, Single Arm with Cross Bar	

*An Oversize Fee has been implemented by freight carriers for all LTL shipments for pallets 8' and over.
96"-108" - additional 250.00 | 109"-168" - additional 350.00 | Per custom pallet

TRAINING & TASK TABLES

Sienna TL



CONFIGURE & PRICE

	MODEL NUMBER	SIZE	TFL	HPL	WOOD VENEER	1-DAY	5-DAY
Rectangle	SIEN-1TL-2436	24x36	956	1,061	1,741	-	1,168
	SIEN-1TL-2442	24x42	974	1,082	1,804	-	1,191
	SIEN-1TL-2448	24x48	1,008	1,120	1,961	927	1,232
	SIEN-1TL-2454	24x54	1,109	1,232	2,140	-	1,358
	SIEN-1TL-2460	24x60	1,146	1,272	2,297	1,080	1,400
	SIEN-1TL-2466	24x66	1,193	1,325	2,418	-	1,458
	SIEN-1TL-2472	24x72	1,235	1,372	2,584	1,179	1,510
	SIEN-1TL-2484	24x84	1,424	1,580	2,859	-	1,738
	SIEN-1TL-3036	30x36	985	1,094	-	-	1,204
	SIEN-1TL-3042	30x42	1,029	1,141	2,089	-	1,256
	SIEN-1TL-3048	30x48	1,074	1,194	2,300	-	1,314
	SIEN-1TL-3054	30x54	1,198	1,331	2,522	-	1,465
	SIEN-1TL-3060	30x60	1,249	1,388	2,737	1,193	1,527
	SIEN-1TL-3066	30x66	1,286	1,430	2,863	-	1,575
	SIEN-1TL-3072	30x72	1,351	1,502	3,092	1,309	1,653
	SIEN-1TL-3084	30x84	1,635	1,818	3,496	-	2,000
	SIEN-1TL-3648	36x48	1,180	1,311	2,477	-	1,443
	SIEN-1TL-3654	36x54	1,298	1,444	2,701	-	1,589
	SIEN-1TL-3660	36x60	1,378	1,532	2,957	-	1,686
	SIEN-1TL-3666	36x66	1,459	1,622	3,136	-	1,785
SIEN-1TL-3672	36x72	1,492	1,658	3,337	-	1,824	
SIEN-1TL-3684	36x84	1,638	1,820	3,590	-	2,002	

Sienna TL Options

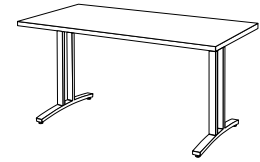
MODEL NUMBER	DESCRIPTION	ADD-ON
-TL	T-Leg Option	-
-CL	C-Leg Option	-
-SC	Skate Casters	126
-BH	Bar Height 42"	128
-CUSTHT1	Custom Height between 5" - 28.99"	136
-CUSTHT2	Custom Height between 29" - 42"	262

Accessories for Training Tables

OPTION	DESCRIPTION	PRICE
Modesty Panels	PET, Perforated Steel, Laminate, Frosted Acrylic	Visit SpecialT.net
Privacy Screens	PET, Frosted Acrylic, Clear Plexiglass	
Grommets	Round or Rectangle	
Power & Data Management	Burele, EZ Power, Ashley Duo Air, Cove, Dean, Nacre, Node, Mho B, Villa, Qi Wireless Charger	
Wire Management	Loop Clips, Velcro Loop, Cable Grip, J-Shape Wire Channel, Snap Wire Channel, Wire Tough, Wire Tray, 1" Wire Channel, Magnetic Channel, Adjustable Spine	
Table Connector	Quick Align	
Chairs	Task, Stacking, Flipper, Sled	
Monitor Arms	Single, Dual, Single Arm with Cross Bar	

TRAINING & TASK TABLES

Structure 2TL



CONFIGURE & PRICE

	MODEL NUMBER	SIZE	TFL	HPL	WOOD VENEER	1-DAY	5-DAY
Rectangle	STRU-2T-1848	18 x 48*	959	1,065	1,723	-	1,171
	STRU-2T-1860	18 x 60*	1,065	1,182	1,987	988	1,301
	STRU-2T-1872	18 x 72*	1,146	1,272	2,222	1,080	1,400
	STRU-2T-2436	24 x 36	963	1,071	1,751	-	1,177
	STRU-2T-2442	24 x 42	1,000	1,110	1,832	-	1,223
	STRU-2T-2448	24 x 48	1,039	1,154	1,995	961	1,271
	STRU-2T-2454	24 x 54	1,096	1,218	2,126	-	1,339
	STRU-2T-2460	24 x 60	1,181	1,313	2,338	1,119	1,445
	STRU-2T-2466	24 x 66	1,254	1,394	2,487	-	1,533
	STRU-2T-2472	24 x 72	1,345	1,493	2,705	1,298	1,643
	STRU-2T-3036	30 x 36	987	1,096	-	-	1,206
	STRU-2T-3042	30 x 42	1,043	1,159	2,107	-	1,274
	STRU-2T-3048	30 x 48	1,092	1,213	2,319	-	1,334
	STRU-2T-3054	30 x 54	1,151	1,279	2,470	-	1,406
	STRU-2T-3060	30 x 60	1,225	1,360	2,709	1,165	1,496
	STRU-2T-3066	30 x 66	1,312	1,457	2,890	-	1,602
	STRU-2T-3072	30 x 72	1,400	1,555	3,145	1,361	1,711

Structure 2TL Options

MODEL NUMBER	DESCRIPTION	ADD-ON
-CA	Casters	72

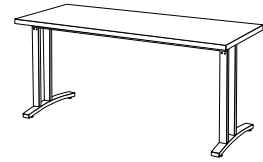
Accessories for Training Tables

OPTION	DESCRIPTION	PRICE
Modesty Panels	PET, Perforated Steel, Laminate, Frosted Acrylic	Visit SpecialT.net
Privacy Screens	PET, Frosted Acrylic, Clear Plexiglass	
Grommets	Round or Rectangle	
Power & Data Management	Burele, EZ Power, Ashley Duo Air, Cove, Dean, Nacre, Node, Mho B, Villa, Qi Wireless Charger	
Wire Management	Loop Clips, Velcro Loop, Cable Grip, J-Shape Wire Channel, Snap Wire Channel, Wire Tough, Wire Tray, 1" Wire Channel, Magnetic Channel, Adjustable Spine	
Table Connector	Quick Align	
Chairs	Task, Stacking, Flipper, Sled	
Monitor Arms	Single, Dual, Single Arm with Cross Bar	

TRAINING & TASK TABLES

Structure 2CL

CONFIGURE & PRICE



	MODEL NUMBER	SIZE	TFL	HPL	WOOD VENEER	1-DAY	5-DAY
Rectangle	STRU-2C-2436	24 x 36	959	1,065	1,745	-	1,171
	STRU-2C-2442	24 x 42	1,000	1,110	1,832	-	1,223
	STRU-2C-2448	24 x 48	1,039	1,154	1,995	961	1,271
	STRU-2C-2454	24 x 54	1,096	1,218	2,126	-	1,339
	STRU-2C-2460	24 x 60	1,181	1,313	2,338	1,119	1,445
	STRU-2C-2466	24 x 66	1,254	1,394	2,487	-	1,533
	STRU-2C-2472	24 x 72	1,345	1,493	2,705	1,298	1,643
	STRU-2C-3036	30 x 36	987	1,096	-	-	1,206
	STRU-2C-3042	30 x 42	1,043	1,159	2,107	-	1,274
	STRU-2C-3048	30 x 48	1,092	1,213	2,319	-	1,334
	STRU-2C-3054	30 x 54	1,151	1,279	2,470	-	1,406
	STRU-2C-3060	30 x 60	1,225	1,360	2,709	1,165	1,496
	STRU-2C-3066	30 x 66	1,312	1,457	2,890	-	1,602
	STRU-2C-3072	30 x 72	1,400	1,555	3,145	1,361	1,711

Structure 2CL Options

MODEL NUMBER	DESCRIPTION	ADD-ON
-CA	Casters	72

Accessories for Training Tables

OPTION	DESCRIPTION	PRICE
Modesty Panels	PET, Perforated Steel, Laminate, Frosted Acrylic	Visit SpecialT.net
Privacy Screens	PET, Frosted Acrylic, Clear Plexiglass	
Grommets	Round or Rectangle	
Power & Data Management	Burele, EZ Power, Ashley Duo Air, Cove, Dean, Nacre, Node, Mho B, Villa, Qi Wireless Charger	
Wire Management	Loop Clips, Velcro Loop, Cable Grip, J-Shape Wire Channel, Snap Wire Channel, Wire Tough, Wire Tray, 1" Wire Channel, Magnetic Channel, Adjustable Spine	
Table Connector	Quick Align	
Chairs	Task, Stacking, Flipper, Sled	
Monitor Arms	Single, Dual, Single Arm with Cross Bar	

TRAINING & TASK TABLES

Structure H



CONFIGURE & PRICE

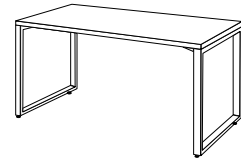
	MODEL NUMBER	SIZE	TFL	HPL	WOOD VENEER	1-DAY	5-DAY
Rectangle	STRU-H-2436	24 x 36	968	1,074	1,754	-	1,182
	STRU-H-2442	24 x 42	986	1,095	1,817	-	1,205
	STRU-H-2448	24 x 48	1,021	1,136	1,977	941	1,249
	STRU-H-2454	24 x 54	1,058	1,175	2,083	-	1,292
	STRU-H-2460	24 x 60	1,165	1,295	2,320	1,102	1,424
	STRU-H-2466	24 x 66	1,213	1,347	2,440	-	1,482
	STRU-H-2472	24 x 72	1,257	1,397	2,609	1,204	1,537
	STRU-H-3036	30 x 36	1,049	1,166	-	-	1,284
	STRU-H-3042	30 x 42	1,096	1,218	2,166	-	1,339
	STRU-H-3048	30 x 48	1,147	1,273	2,379	-	1,401
	STRU-H-3054	30 x 54	1,206	1,339	2,530	-	1,473
	STRU-H-3060	30 x 60	1,325	1,471	2,820	1,278	1,619
	STRU-H-3066	30 x 66	1,368	1,520	2,953	-	1,671
	STRU-H-3072	30 x 72	1,432	1,591	3,181	1,397	1,751

Accessories for Training Tables

OPTION	DESCRIPTION	PRICE
Modesty Panels	PET, Perforated Steel, Laminate, Frosted Acrylic	Visit SpecialT.net
Privacy Screens	PET, Frosted Acrylic, Clear Plexiglass	
Grommets	Round or Rectangle	
Power & Data Management	Burele, EZ Power, Ashley Duo Air, Cove, Dean, Nacre, Node, Mho B, Villa, Qi Wireless Charger	
Wire Management	Loop Clips, Velcro Loop, Cable Grip, J-Shape Wire Channel, Snap Wire Channel, Wire Tough, Wire Tray, 1" Wire Channel, Magnetic Channel, Adjustable Spine	
Table Connector	Quick Align	
Chairs	Task, Stacking, Flipper, Sled	
Monitor Arms	Single, Dual, Single Arm with Cross Bar	

TRAINING & TASK TABLES

Structure Square

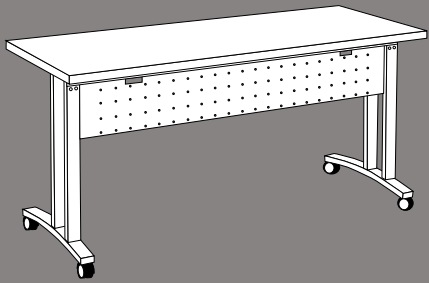


CONFIGURE & PRICE

	MODEL NUMBER	SIZE	TFL	HPL	WOOD VENEER	1-DAY	5-DAY
Rectangle	STRU-SQ-2436	24 x 36	1,020	1,133	1,813	-	1,247
	STRU-SQ-2442	24 x 42	1,042	1,155	1,877	-	1,272
	STRU-SQ-2448	24 x 48	1,075	1,195	2,036	1,003	1,315
	STRU-SQ-2454	24 x 54	1,115	1,238	2,146	-	1,361
	STRU-SQ-2460	24 x 60	1,219	1,353	2,378	1,162	1,491
	STRU-SQ-2466	24 x 66	1,268	1,408	2,501	-	1,550
	STRU-SQ-2472	24 x 72	1,311	1,456	2,668	1,262	1,601
	STRU-SQ-3036	30 x 36	1,103	1,226	-	-	1,348
	STRU-SQ-3042	30 x 42	1,151	1,279	2,227	-	1,406
	STRU-SQ-3048	30 x 48	1,201	1,335	2,441	-	1,468
	STRU-SQ-3054	30 x 54	1,259	1,400	2,591	-	1,539
	STRU-SQ-3060	30 x 60	1,380	1,533	2,882	1,339	1,686
	STRU-SQ-3066	30 x 66	1,419	1,578	3,011	-	1,736
	STRU-SQ-3072	30 x 72	1,487	1,653	3,243	1,458	1,819

Accessories for Training Tables

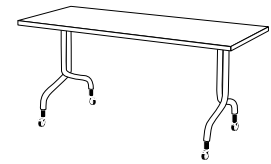
OPTION	DESCRIPTION	PRICE
Modesty Panels	PET, Perforated Steel, Laminate, Frosted Acrylic	Visit SpecialT.net
Privacy Screens	PET, Frosted Acrylic, Clear Plexiglass	
Grommets	Round or Rectangle	
Power & Data Management	Burele, EZ Power, Ashley Duo Air, Cove, Dean, Nacre, Node, Mho B, Villa, Qi Wireless Charger	
Wire Management	Loop Clips, Velcro Loop, Cable Grip, J-Shape Wire Channel, Snap Wire Channel, Wire Tough, Wire Tray, 1" Wire Channel, Magnetic Channel, Adjustable Spine	
Table Connector	Quick Align	
Chairs	Task, Stacking, Flipper, Sled	
Monitor Arms	Single, Dual, Single Arm with Cross Bar	



FLIP & NEST TABLES

FLIP & NEST TABLES

Convertible



CONFIGURE & PRICE

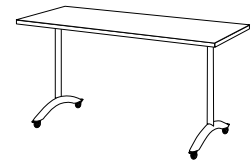
	MODEL NUMBER	SIZE	TFL	HPL	WOOD VENEER	1-DAY	5-DAY
Rectangle	CONV-1848	18 x 48	1,327	1,474	2,132	-	1,624
	CONV-1854	18 x 54	1,359	1,510	2,220	-	1,660
	CONV-1860	18 x 60	1,399	1,554	2,359	1,360	1,709
	CONV-1866	18 x 66	1,428	1,587	2,443	-	1,745
	CONV-1872	18 x 72	1,474	1,639	2,589	1,446	1,804
	CONV-2448	24 x 48	1,399	1,554	2,395	1,360	1,709
	CONV-2454	24 x 54	1,443	1,602	2,510	-	1,762
	CONV-2460	24 x 60	1,495	1,660	2,685	1,468	1,828
	CONV-2466	24 x 66	1,554	1,725	2,818	-	1,898
	CONV-2472	24 x 72	1,611	1,789	3,001	1,594	1,967
	CONV-3048	30 x 48	1,495	1,660	2,766	-	1,828
	CONV-3054	30 x 54	1,558	1,732	2,923	-	1,905
	CONV-3060	30 x 60	1,634	1,815	3,164	1,622	1,998
	CONV-3066	30 x 66	1,698	1,886	3,319	-	2,076
	CONV-3072	30 x 72	1,762	1,957	3,547	1,763	2,152

Accessories for Flip & Nest Tables

OPTION	DESCRIPTION	PRICE
Modesty Panels	PET, Laminate, Frosted Acrylic	Visit SpecialT.net
Grommets	Round or Rectangle	
Power & Data Management	Burele, EZ Power, Ashley Duo Air, Cove, Dean, Nacre, Node, Mo B, Villa, Qi Wireless Charger	
Wire Management	Loop Clips, Velcro Loop, Cable Grip, J-Shape Wire Channel, Snap Wire Channel	
Table Connector	Quick Align	
Chairs	Task, Stacking, Flipper, Sled	

FLIP & NEST TABLES

Kingston Flip Arched



CONFIGURE & PRICE

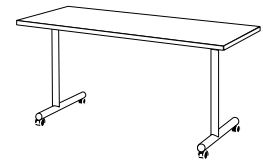
	MODEL NUMBER	SIZE	TFL	HPL	WOOD VENEER	1-DAY	5-DAY
Rectangle	KINGFLIP-ATL-2448	24 x 48	1,360	1,494	2,335	1,308	1,631
	KINGFLIP-ATL-2460	24 x 60	1,444	1,589	2,614	1,404	1,734
	KINGFLIP-ATL-2472	24 x 72	1,547	1,704	2,916	1,516	1,861
	KINGFLIP-ATL-3048	30 x 48	1,422	1,565	2,671	-	1,708
	KINGFLIP-ATL-3060	30 x 60	1,547	1,704	3,053	1,516	1,861
	KINGFLIP-ATL-3072	30 x 72	1,660	1,828	3,418	1,641	1,996

Accessories for Flip & Nest Tables

OPTION	DESCRIPTION	PRICE
Modesty Panels	PET, Laminate, Frosted Acrylic	Visit SpecialT.net
Grommets	Round or Rectangle	
Power & Data Management	Burele, EZ Power, Ashley Duo Air, Cove, Dean, Nacre, Node, Mo B, Villa, Qi Wireless Charger	
Wire Management	Loop Clips, Velcro Loop, Cable Grip, J-Shape Wire Channel, Snap Wire Channel	
Table Connector	Quick Align	
Chairs	Task, Stacking, Flipper, Sled	

FLIP & NEST TABLES

Kingston Flip



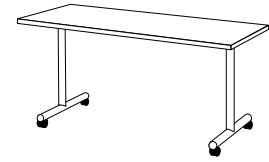
CONFIGURE & PRICE

	MODEL NUMBER	SIZE	TFL	HPL	WOOD VENEER	1-DAY	5-DAY
Rectangle	KINGFLIP-1848	18 x 48	1,181	1,312	1,970	-	1,444
	KINGFLIP-1854	18 x 54	1,208	1,344	2,054	-	1,478
	KINGFLIP-1860	18 x 60	1,238	1,375	2,180	1,190	1,513
	KINGFLIP-1866	18 x 66	1,264	1,404	2,260	-	1,544
	KINGFLIP-1872	18 x 72	1,308	1,452	2,402	1,267	1,599
	KINGFLIP-1884	18 x 84	1,400	1,556	2,557	-	1,712
	KINGFLIP-2448	24 x 48	1,218	1,352	2,193	1,166	1,489
	KINGFLIP-2454	24 x 54	1,263	1,402	2,310	-	1,543
	KINGFLIP-2460	24 x 60	1,302	1,447	2,472	1,262	1,592
	KINGFLIP-2466	24 x 66	1,353	1,505	2,598	-	1,656
	KINGFLIP-2472	24 x 72	1,405	1,562	2,774	1,374	1,719
	KINGFLIP-2484	24 x 84	1,516	1,685	2,964	-	1,853
	KINGFLIP-3048	30 x 48	1,280	1,423	2,529	-	1,566
	KINGFLIP-3054	30 x 54	1,345	1,493	2,684	-	1,643
	KINGFLIP-3060	30 x 60	1,405	1,562	2,911	1,374	1,719
	KINGFLIP-3066	30 x 66	1,462	1,626	3,059	-	1,787
	KINGFLIP-3072	30 x 72	1,518	1,686	3,276	1,499	1,854
	KINGFLIP-3084	30 x 84	1,643	1,825	3,503	-	2,007

Accessories for Flip & Nest Tables

OPTION	DESCRIPTION	PRICE
Modesty Panels	PET, Laminate, Frosted Acrylic	Visit SpecialT.net
Grommets	Round or Rectangle	
Power & Data Management	Burele, EZ Power, Ashley Duo Air, Cove, Dean, Nacre, Node, Mo B, Villa, Qi Wireless Charger	
Wire Management	Loop Clips, Velcro Loop, Cable Grip, J-Shape Wire Channel, Snap Wire Channel	
Table Connector	Quick Align	
Chairs	Task, Stacking, Flipper, Sled	

FLIP & NEST TABLES
Kingston Flip-C



CONFIGURE & PRICE

	MODEL NUMBER	SIZE	TFL	HPL	WOOD VENEER	1-DAY	5-DAY
Rectangle	KINGFLIP-C-1848	18 x 48	1,181	1,312	1,970	-	1,444
	KINGFLIP-C-1860	18 x 60	1,238	1,375	2,180	1,190	1,513
	KINGFLIP-C-1872	18 x 72	1,308	1,452	2,402	1,267	1,599
	KINGFLIP-C-2448	24 x 48	1,218	1,352	2,193	1,166	1,489
	KINGFLIP-C-2460	24 x 60	1,302	1,447	2,472	1,262	1,592
	KINGFLIP-C-2472	24 x 72	1,405	1,562	2,774	1,374	1,719
	KINGFLIP-C-3048	30 x 48	1,280	1,423	2,529	1,374	1,566
	KINGFLIP-C-3060	30 x 60	1,405	1,562	2,911	1,499	1,719
	KINGFLIP-C-3072	30 x 72	1,518	1,686	3,276	-	1,854

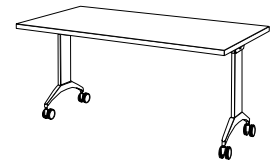
Accessories for Flip & Nest Tables

OPTION	DESCRIPTION	PRICE
Modesty Panels	PET, Laminate, Frosted Acrylic	Visit SpecialT.net
Grommets	Round or Rectangle	
Power & Data Management	Burele, EZ Power, Ashley Duo Air, Cove, Dean, Nacre, Node, Mo B, Villa, Qi Wireless Charger	
Wire Management	Loop Clips, Velcro Loop, Cable Grip, J-Shape Wire Channel, Snap Wire Channel	
Table Connector	Quick Align	
Chairs	Task, Stacking, Flipper, Sled	

FLIP & NEST TABLES

LINK

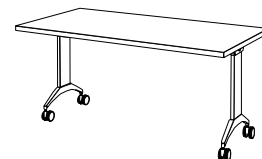
CONFIGURE & PRICE



	MODEL NUMBER	SIZE	TFL	HPL	WOOD VENEER	1-DAY	5-DAY
Rectangle	LINK-2436	24 x 36	1,147	1,273	1,953	-	1,401
	LINK-2442	24 x 42	1,247	1,384	2,106	-	1,522
	LINK-2448	24 x 48	1,272	1,413	2,254	1,281	1,554
	LINK-2454	24 x 54	1,338	1,485	2,393	-	1,635
	LINK-2460	24 x 60	1,351	1,501	2,526	1,390	1,652
	LINK-2466	24 x 66	1,437	1,594	2,687	-	1,755
	LINK-2472	24 x 72	1,474	1,639	2,851	1,465	1,804
	LINK-2478	24 x 78	1,593	1,771	3,050	-	1,950
	LINK-3042	30 x 42	1,298	1,443	2,391	-	1,587
	LINK-3048	30 x 48	1,351	1,501	2,607	-	1,652
	LINK-3054	30 x 54	1,424	1,580	2,771	-	1,738
	LINK-3060	30 x 60	1,461	1,625	2,974	1,515	1,788
	LINK-3066	30 x 66	1,555	1,726	3,159	-	1,900
	LINK-3072	30 x 72	1,628	1,808	3,398	1,575	1,989
	LINK-3078	30 x 78	1,734	1,925	3,603	-	2,119
	LINK-3648	36 x 48	1,437	1,594	2,760	-	1,755
	LINK-3654	36 x 54	1,542	1,712	2,969	-	1,884
	LINK-3660	36 x 60	1,576	1,749	3,174	-	1,924
	LINK-3666	36 x 66	1,680	1,867	3,381	-	2,053
	LINK-3672	36 x 72	1,734	1,925	3,604	-	2,119
LINK-3678	36 x 78	1,819	2,019	3,789	-	2,222	
Trapezoid	LINK-3060-TRA	30 x 60	1,674	1,859	2,873	-	-
	LINK-3072-TRA	30 x 72	1,888	2,098	3,282	-	-
	LINK-3672-TRA	36 x 72	1,917	2,130	3,405	-	-
1/2 Round	LINK-3060-HRD	30 x 60	1,549	1,721	2,786	-	-
	LINK-3672-HRD	36 x 72	1,680	1,867	3,424	-	-
Crescent	LINK-2448-CRE	24 x 48 x 75	2,174	2,415	3,547	-	-
	LINK-2460-CRE	24 x 60 x 94	2,326	2,584	4,188	-	-
	LINK-3048-CRE	30 x 48 x 75	2,356	2,617	3,948	-	-
	LINK-3060-CRE	30 x 60 x 94	2,471	2,745	4,512	-	-
1/4 Round	LINK-2424-QRD	24 x 24	593	658	1,050	-	-
	LINK-3030-QRD	30 x 30	693	768	1,347	-	-
Presentation	LINK-2449-PRE	24 x 49	1,461	1,625	2,208	-	-
	LINK-3061-PRE	30 x 61	1,708	1,896	2,593	-	-

FLIP & NEST TABLES

LINK

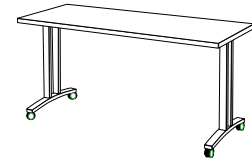


Accessories for Flip & Nest Tables

OPTION	DESCRIPTION	PRICE
Modesty Panels	PET, Laminate, Frosted Acrylic	Visit SpecialT.net
Grommets	Round or Rectangle	
Power & Data Management	Burele, EZ Power, Ashley Duo Air, Cove, Dean, Nacre, Node, Mo B, Villa, Qi Wireless Charger	
Wire Management	Loop Clips, Velcro Loop, Cable Grip, J-Shape Wire Channel, Snap Wire Channel, 1" Wire Channel	
Table Connector	LINK Connector	
Chairs	Task, Stacking, Flipper, Sled	

FLIP & NEST TABLES

Structure Flip Top T



CONFIGURE & PRICE

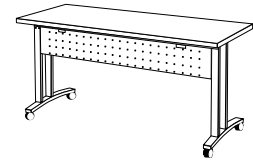
MODEL NUMBER	SIZE	TFL	HPL	WOOD VENEER	1-DAY	5-DAY	
Without Modesty Panel							
Rectangle	STRU-FT-T-2448	24 x 48	1,489	1,654	2,495	1,459	1,820
	STRU-FT-T-2460	24 x 60	1,562	1,735	2,760	1,542	1,908
	STRU-FT-T-2472	24 x 72	1,634	1,815	3,027	1,622	1,998
	STRU-FT-T-3048	30 x 48	1,578	1,753	2,859	-	1,930
	STRU-FT-T-3060	30 x 60	1,714	1,906	3,255	1,710	2,096
	STRU-FT-T-3072	30 x 72	1,815	2,017	3,607	1,824	2,219
	STRU-FT-T-3648	36 x 48	1,672	1,857	3,023	-	2,043
	STRU-FT-T-3660	36 x 60	1,824	2,027	3,452	-	2,229
	STRU-FT-T-3672	36 x 72	1,940	2,156	3,835	-	2,372
Round	STRU-FT-T-60	60"	-	3,116	5,095	-	3,427

Accessories for Flip & Nest Tables

OPTION	DESCRIPTION	PRICE
Modesty Panels	PET, Laminate, Frosted Acrylic	Visit SpecialT.net
Grommets	Round or Rectangle	
Power & Data Management	Burele, EZ Power, Ashley Duo Air, Cove, Dean, Nacre, Node, Mo B, Villa, Qi Wireless Charger	
Wire Management	Loop Clips, Velcro Loop, Cable Grip, J-Shape Wire Channel, Snap Wire Channel	
Table Connector	Quick Align	
Chairs	Task, Stacking, Flipper, Sled	

FLIP & NEST TABLES

Structure Flip Top C



CONFIGURE & PRICE

MODEL NUMBER	SIZE	TFL	HPL	WOOD VENEER	1-DAY	5-DAY
--------------	------	-----	-----	-------------	-------	-------

With Built-in Steel Modesty Panel

Rectangle	MODEL NUMBER	SIZE	TFL	HPL	WOOD VENEER	1-DAY	5-DAY
	STRU-FT-C-2448	24 x 48	1,642	1,824	2,665	1,630	2,006
	STRU-FT-C-2460	24 x 60	1,749	1,944	2,969	1,751	2,138
	STRU-FT-C-2472	24 x 72	1,870	2,078	3,290	1,885	2,287
	STRU-FT-C-3048	30 x 48	1,708	1,897	3,003	-	2,087
	STRU-FT-C-3060	30 x 60	1,903	2,114	3,463	1,920	2,326
STRU-FT-C-3072	30 x 72	2,100	2,334	3,924	2,140	2,567	

Accessories for Flip & Nest Tables

OPTION	DESCRIPTION	PRICE
Modesty Panels	PET, Laminate, Frosted Acrylic	Visit SpecialT.net
Grommets	Round or Rectangle	
Power & Data Management	Burele, EZ Power, Ashley Duo Air, Cove, Dean, Nacre, Node, Mo B, Villa, Qi Wireless Charger	
Wire Management	Loop Clips, Velcro Loop, Cable Grip, J-Shape Wire Channel, Snap Wire Channel	
Table Connector	Quick Align	
Chairs	Task, Stacking, Flipper, Sled	

FLIP & NEST TABLES

Transform 2

[CONFIGURE & PRICE](#)

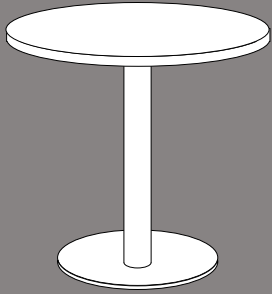
MODEL NUMBER	SIZE	TFL	HPL	WOOD VENEER	1-DAY	5-DAY
--------------	------	-----	-----	-------------	-------	-------

With Built-in Steel Modesty Panel

Rectangle	MODEL NUMBER	SIZE	TFL	HPL	WOOD VENEER	1-DAY	5-DAY
	TRNF2-1848	18 x 48	856	950	1,608	-	1,045
	TRNF2-1860	18 x 60	935	1,038	1,843	844	1,141
	TRNF2-1872	18 x 72	1,042	1,154	2,104	962	1,271
	TRNF2-2448	24 x 48	908	1,008	1,849	816	1,109
	TRNF2-2460	24 x 60	987	1,096	2,121	902	1,206
TRNF2-2472	24 x 72	1,059	1,176	2,388	983	1,295	

Accessories for Flip & Nest Tables

OPTION	DESCRIPTION	PRICE
Modesty Panels	PET, Laminate, Frosted Acrylic	Visit SpecialT.net
Grommets	Round or Rectangle	
Power & Data Management	Burele, EZ Power, Ashley Duo Air, Cove, Dean, Nacre, Node, Mo B, Villa, Qi Wireless Charger	
Wire Management	Loop Clips, Velcro Loop, Cable Grip, J-Shape Wire Channel, Snap Wire Channel	
Table Connector	Quick Align	
Chairs	Task, Stacking, Flipper, Sled	



BREAKROOM & CAFÉ TABLES

BREAKROOM & CAFÉ TABLES

Bedford

CONFIGURE & PRICE



	MODEL NUMBER	SIZE	TFL	HPL	WOOD VENEER	1-DAY	5-DAY
Round	BDFD-42	42"	1,207	1,341	2,303	1,148	1,478
	BDFD-48	48"	1,346	1,495	2,826	-	1,646
	BDFD-54	54"	1,745	1,938	3,452	-	2,131
	BDFD-60	60"	1,786	1,985	3,964	-	2,183
	BDFD-66	66"	-	2,096	4,804	-	2,305
	BDFD-72	72"	-	3,215	6,438	-	3,537
Square	BDFD-4242	42 x 42	1,155	1,285	2,372	1,092	1,414
	BDFD-4848	48 x 48	1,296	1,440	2,935	-	1,586
	BDFD-5454	54 x 54	1,513	1,680	3,399	-	1,850
	BDFD-6060	60 x 60	-	1,883	4,102	-	2,072

Bedford Options

MODEL NUMBER	DESCRIPTION	ADD-ON
-CA	Castors	76
-SLG	Self Leveling Glides	84
-BH	Bar Height 42"	252
-CUSTHT1	Custom Height between 5" - 29" *	272
-CUSTHT2	Custom Height between 29" - 42" *	524

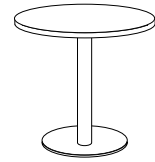
* Not available for 66" and 72" tables

Accessories for Breakroom & Café Tables

OPTION	DESCRIPTION	PRICE
Power & Data Management	Burele, EZ Power, Interact G2, Cove, Oasis, Stafford, Villa, Qi Wireless Charger	Visit SpecialT.net
Wire Management	Loop Clips, Velcro Loop, Cable Grip, J-shape Wire Channel, Snap Wire Channel, 1" Wire Channel, Metal Snap-On, Leg Clip	
Chairs	Task, Stacking, Flipper, Sled	

BREAKROOM & CAFÉ TABLES

Bistro



		CONFIGURE & PRICE					
	MODEL NUMBER	SIZE	TFL	HPL	WOOD VENEER	1-DAY	5-DAY
Round	BSTR-24	24"	772	857	1,226	-	945
	BSTR-30	30"	842	935	1,502	-	1,030
	BSTR-36	36"	1,085	1,205	1,984	1,012	1,327
Square	BSTR-2424	24 x 24	751	832	1,300	-	915
	BSTR-3030	30 x 30	814	905	1,567	-	995
	BSTR-3636	36 x 36	1,048	1,164	2,075	972	1,280

Bistro Options

MODEL NUMBER	DESCRIPTION	ADD-ON
-BH	Bar Height 42"	85

Accessories for Breakroom & Café Tables

OPTION	DESCRIPTION	PRICE
Power & Data Management	Burele, EZ Power, Interact G2, Cove, Oasis, Stafford, Villa, Qi Wireless Charger	Visit SpecialT.net
Wire Management	Loop Clips, Velcro Loop, Cable Grip, J-shape Wire Channel, Snap Wire Channel, 1" Wire Channel, Metal Snap-On, Leg Clip	
Chairs	Task, Stacking, Flipper, Sled	

BREAKROOM & CAFÉ TABLES

Cantina-2

CONFIGURE & PRICE



	MODEL NUMBER	SIZE	TFL	HPL	WOOD VENEER	1-DAY	5-DAY
Round	CTNA2-24	24"	509	564	933	-	622
	CTNA2-30	30"	591	657	1,224	-	723
	CTNA2-36	36"	776	862	1,641	668	948
	CTNA2-42	42"	1,017	1,128	2,090	934	1,241
	CTNA2-48	48"	1,148	1,274	2,605	-	1,402
	CTNA2-54	54"	1,253	1,392	2,906	-	1,532
Square	CTNA2-2424	24 x 24	480	533	1,001	-	587
	CTNA2-3030	30 x 30	560	620	1,282	-	684
	CTNA2-3636	36 x 36	732	814	1,725	620	894
	CTNA2-4242	42 x 42	960	1,065	2,152	873	1,172
	CTNA2-4848	48 x 48	1,078	1,198	2,693	-	1,317
	CTNA2-5454	54 x 54	1,207	1,345	3,064	-	1,478

Cantina-2 Options

MODEL NUMBER	DESCRIPTION	ADD-ON
-BH	Bar Height 42"	98
-FR*	Foot Ring	104
-SLG	Self Leveling Glides for 24" and 30" tables	84
-SLG	Self Leveling Glides for 36" and 54" tables	105

* Available only with Bar Height option

Accessories for Breakroom & Café Tables

OPTION	DESCRIPTION	PRICE
Power & Data Management	Burele, EZ Power, Interact G2, Cove, Oasis, Stafford, Villa, Qi Wireless Charger	Visit SpecialT.net
Wire Management	Loop Clips, Velcro Loop, Cable Grip, J-shape Wire Channel, Snap Wire Channel, 1" Wire Channel, Metal Snap-On, Leg Clip	
Chairs	Task, Stacking, Flipper, Sled	

BREAKROOM & CAFÉ TABLES

ClassiX

CONFIGURE & PRICE



	MODEL NUMBER	SIZE	TFL	HPL	WOOD VENEER	1-DAY	5-DAY
Round	CLSX-24	24"	575	638	1,007	-	703
	CLSX-30	30"	658	732	1,299	-	805
	CLSX-36	36"	761	845	1,624	658	930
	CLSX-42	42"	901	1,000	1,962	816	1,103
	CLSX-48	48"	1,036	1,151	2,482	-	1,267
Square	CLSX-2424	24 x 24	548	610	1,078	-	669
	CLSX-3030	30 x 30	627	697	1,359	-	766
	CLSX-3636	36 x 36	718	799	1,710	612	878
	CLSX-4242	42 x 42	849	942	2,029	755	1,037
	CLSX-4848	48 x 48	970	1,077	2,572	-	1,184
Rectangle	CLSX-2430	24 x 30	627	697	1,250	-	766
	CLSX-2436	24 x 36	718	799	1,479	-	878
	CLSX-2442	24 x 42	845	941	1,663	-	1,037
	CLSX-2448	24 x 48	970	1,077	1,918	890	1,184
	CLSX-3036	30 x 36	718	799	-	-	878
	CLSX-3042	30 x 42	869	966	1,914	-	1,065
	CLSX-3048	30 x 48	1,011	1,124	2,230	-	-
	CLSX-3642	36 x 42	985	1,095	2,095	-	1,204
	CLSX-3648	36 x 48	1,084	1,205	2,371	-	1,377
CLSX-4248	42 x 48	1,127	1,252	-	-	1,326	

ClassiX Options

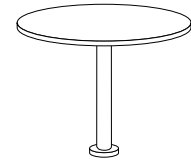
MODEL NUMBER	DESCRIPTION	ADD-ON
-BH	Bar Height 42"	63
-FT	Flip Top - Quick Flip (Select sizes only)	240
-CA	Casters	76
-SLG	Self Leveling Glides	84
-CUSTHT1	Custom Height between 5" - 28.99"	68
-CUSTHT2	Custom Height between 29" - 42"	131

Accessories for Breakroom & Café Tables

OPTION	DESCRIPTION	PRICE
Power & Data Management	Burele, EZ Power, Interact G2, Cove, Oasis, Stafford, Villa, Qi Wireless Charger	Visit SpecialT.net
Wire Management	Loop Clips, Velcro Loop, Cable Grip, J-shape Wire Channel, Snap Wire Channel, 1" Wire Channel, Metal Snap-On, Leg Clip	
Chairs	Task, Stacking, Flipper, Sled	

BREAKROOM & CAFÉ TABLES

Floor Mounted



CONFIGURE & PRICE

	MODEL NUMBER	SIZE	TFL	HPL	WOOD VENEER	1-DAY	5-DAY
Round	FLOOR-24	24"	515	574	943	-	631
	FLOOR-30	30"	583	648	1,215	-	714
	FLOOR-36	36"	644	715	1,494	522	788
Square	FLOOR-2424	24 x 24	482	537	1,005	-	591
	FLOOR-3030	30 x 30	553	614	1,276	-	676
	FLOOR-3636	36 x 36	654	726	1,637	534	800
Rectangle	FLOOR-2430-RT	24 x 30	514	570	1,123	-	627
	FLOOR-2436-RT	24 x 36	541	602	1,282	-	662
	FLOOR-2442-RT	24 x 42	560	621	1,343	-	684
	FLOOR-2448-RT	24 x 48	754	839	1,680	644	922
	FLOOR-2454-RT	24 x 54	785	873	1,781	-	961
	FLOOR-2460-RT	24 x 60	818	910	1,935	715	1,000
	FLOOR-2466-RT	24 x 66	868	964	2,057	-	1,061
	FLOOR-2472-RT	24 x 72	905	1,006	2,218	812	1,107
	FLOOR-2484-RT	24 x 84	1,265	1,405	2,684	-	1,546
	FLOOR-2496-RT	24 x 96	1,368	1,520	2,891	-	1,671
	FLOOR-3036-RT	30 x 36	566	630	-	-	693
	FLOOR-3042-RT	30 x 42	607	673	1,621	-	741
	FLOOR-3048-RT	30 x 48	690	766	1,872	-	842
	FLOOR-3054-RT	30 x 54	863	961	2,152	-	1,056
	FLOOR-3060-RT	30 x 60	910	1,009	2,358	817	1,110
	FLOOR-3066-RT	30 x 66	954	1,060	2,493	-	1,166
	FLOOR-3072-RT	30 x 72	1,008	1,121	2,711	928	1,232
	FLOOR-3084-RT	30 x 84	1,460	1,624	3,302	-	1,786
	FLOOR-3096-RT	30 x 96	1,546	1,719	3,562	-	1,890
	FLOOR-3642-RT	36 x 42	696	773	1,773	-	850
	FLOOR-3648-RT	36 x 48	905	1,006	2,172	-	1,107
	FLOOR-3654-RT	36 x 54	948	1,053	2,310	-	1,158
	FLOOR-3660-RT	36 x 60	1,021	1,136	2,561	-	1,249
	FLOOR-3666-RT	36 x 66	1,111	1,236	2,750	-	1,360
FLOOR-3672-RT	36 x 72	1,140	1,267	2,946	-	1,393	
FLOOR-3684-RT	36 x 84	1,555	1,726	3,496	-	1,900	
FLOOR-3696-RT	36 x 96	1,638	1,820	3,717	-	2,002	

BREAKROOM & CAFÉ TABLES

Floor Mounted



MODEL NUMBER	DESCRIPTION	ADD-ON PER COLUMN
-CH	Counter Height 36"	63
-BH	Bar Height 42"	63
-CUSTHT1	Custom Height between 5" - 28.99"	68
-CUSTHT2	Custom Height between 29" - 42"	131

Accessories for Breakroom & Café Tables

OPTION	DESCRIPTION	PRICE
Power & Data Management	Burele, EZ Power, Interact G2, Cove, Oasis, Stafford, Villa, Qi Wireless Charger	Visit SpecialT.net
Wire Management	Loop Clips, Velcro Loop, Cable Grip, J-shape Wire Channel, Snap Wire Channel, 1" Wire Channel, Metal Snap-On, Leg Clip	
Chairs	Task, Stacking, Flipper, Sled	

*An Oversize Fee has been implemented by freight carriers for all LTL shipments for pallets 8' and over.
96"-108" - additional 250.00 | 109"-168" - additional 350.00 | Per custom pallet

BREAKROOM & CAFÉ TABLES

Fusion

[CONFIGURE & PRICE](#)



	MODEL NUMBER	SIZE	TFL	HPL	WOOD VENEER	1-DAY	5-DAY
Round	FUSN-30	30"	843	937	1,504	-	1,031
	FUSN-36	36"	946	1,049	1,828	855	1,154
	FUSN-42	42"	1,087	1,207	2,169	1,014	1,328
Square	FUSN-3030	30 x 30	813	901	1,563	-	993
	FUSN-3636	36 x 36	900	1,000	1,911	805	1,102
	FUSN-4242	42 x 42	1,030	1,144	2,231	950	1,259

Fusion Options

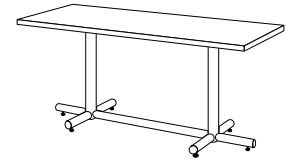
MODEL NUMBER	DESCRIPTION	ADD-ON
- BH	Bar Height 42"	97
- SC	Skate Casters	128
- SLG	Self Leveling Glides	84
- CUSTHT1	Custom Height between 5" - 28.99"	68
- CUSTHT2	Custom Height between 29" - 42"	165

Accessories for Breakroom & Café Tables

OPTION	DESCRIPTION	PRICE
Power & Data Management	Burele, EZ Power, Interact G2, Cove, Oasis, Stafford, Villa, Qi Wireless Charger	Visit SpecialT.net
Wire Management	Loop Clips, Velcro Loop, Cable Grip, J-shape Wire Channel, Snap Wire Channel, 1" Wire Channel, Metal Snap-On, Leg Clip	
Chairs	Task, Stacking, Flipper, Sled	

BREAKROOM & CAFÉ TABLES

Maxim



CONFIGURE & PRICE

	MODEL NUMBER	SIZE	TFL	HPL	WOOD VENEER	1-DAY	5-DAY
Rectangle	MAX-2460	24 x 60	899	999	2,024	803	1,098
	MAX-2466	24 x 66	1,238	1,374	2,467	-	1,510
	MAX-2472	24 x 72	1,286	1,430	2,642	1,236	1,571
	MAX-2484	24 x 84	1,522	1,691	3,062	-	1,859
	MAX-2496	24 x 96	1,664	1,847	3,430	-	2,033
	MAX-3060	30 x 60	1,313	1,459	2,808	1,267	1,605
	MAX-3066	30 x 66	1,353	1,505	2,938	-	1,655
	MAX-3072	30 x 72	1,432	1,591	3,181	1,399	1,752
	MAX-3084	30 x 84	1,755	1,951	3,794	-	2,145
	MAX-3096	30 x 96	1,910	2,122	4,254	-	2,336
	MAX-3660	36 x 60	1,400	1,626	3,051	-	1,711
	MAX-3666	36 x 66	1,465	1,701	3,215	-	1,789
	MAX-3672	36 x 72	1,510	1,753	3,432	-	1,844
	MAX-3678	36 x 78	1,656	1,922	3,692	-	2,023
	MAX-3684	36 x 84	1,795	2,039	3,936	-	2,194
	MAX-3696	36 x 96	2,151	2,500	4,693	-	2,629
	MAX-36108	36 x 108	2,458	2,732	5,915	-	-
	MAX-36120	36 x 120	2,742	3,044	6,568	-	-
MAX-36144	36 x 144	3,282	3,645	7,697	-	-	

Maxim Options

MODEL NUMBER	DESCRIPTION	ADD-ON FOR TABLES UP TO 84" LONG	ADD-ON FOR TABLES 96-120" LONG	ADD-ON FOR TABLES 144" LONG
-BH	Bar Height 42"	126	189	252
-CA	Skate Casters	114	152	190
-SLG	Self Leveling Glides	126	168	210
-CUSTHT1	Custom Height: 5" - 28.99"	136	204	272
-CUSTHT2	Custom Height: 29" - 42"	262	393	524

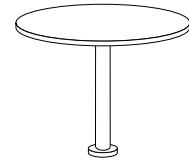
Accessories for Breakroom & Café Tables

OPTION	DESCRIPTION	PRICE
Power & Data Management	Burele, EZ Power, Interact G2, Cove, Oasis, Stafford, Villa, Qi Wireless Charger	Visit SpecialT.net
Wire Management	Loop Clips, Velcro Loop, Cable Grip, J-shape Wire Channel, Snap Wire Channel, 1" Wire Channel, Metal Snap-On, Leg Clip	
Chairs	Task, Stacking, Flipper, Sled	

*An Oversize Fee has been implemented by freight carriers for all LTL shipments for pallets 8' and over.
96"-108" - additional 250.00 | 109"-168" - additional 350.00 | Per custom pallet

BREAKROOM & CAFÉ TABLES

Mount



		CONFIGURE & PRICE					
	MODEL NUMBER	SIZE	TFL	HPL	WOOD VENEER	1-DAY	5-DAY
Round	MONT-24	24"	582	647	1,016	-	711
	MONT-30	30"	654	726	1,293	-	800
	MONT-36	36"	740	821	1,600	626	902
Square	MONT-2424	24 x 24	561	622	1,090	-	685
	MONT-3030	30 x 30	626	696	1,358	-	765
	MONT-3636	36 x 36	702	780	1,691	588	857

Mount Options

MODEL NUMBER	DESCRIPTION	ADD-ON
- BH	Bar Height 42"	85

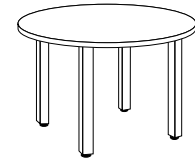
Accessories for Breakroom & Café Tables

OPTION	DESCRIPTION	PRICE
Power & Data Management	Burele, EZ Power	Visit SpecialT.net
Wire Management	Loop Clips, Velcro Loop, Cable Grip, J-shape Wire Channel, Snap Wire Channel, 1" Wire Channel	
Chairs	Task, Stacking, Flipper, Sled	

BREAKROOM & CAFÉ TABLES

Quatro

CONFIGURE & PRICE



	MODEL NUMBER	SIZE	TFL	HPL	WOOD VENEER	1-DAY	5-DAY
Round	QUAT-24	24"	772	857	1,226	-	-
	QUAT-30	30"	857	953	1,520	-	-
	QUAT-36	36"	960	1,066	1,845	924	-
	QUAT-42	42"	1,099	1,220	2,182	1,087	-
	QUAT-48	48"	1,229	1,366	2,697	-	-
Square	QUAT-2424	24 x 24	745	829	1,297	-	-
	QUAT-3030	30 x 30	819	911	1,573	-	-
	QUAT-3636	36 x 36	913	1,015	1,926	869	-
	QUAT-4242	42 x 42	1,042	1,155	2,242	1,020	-
	QUAT-4848	48 x 48	1,162	1,291	2,786	-	-

Quatro Options

MODEL NUMBER	DESCRIPTION	ADD-ON
-CA	Castors	76
-BH	Bar Height 42"	252
-CUSTHT1	Custom Height between 5" - 28.99"	272
-CUSTHT2	Custom Height between 29" - 42"	524

Accessories for Breakroom & Café Tables

OPTION	DESCRIPTION	PRICE
Power & Data Management	Burele, EZ Power, Interact G2, Cove, Oasis, Stafford, Villa, Qi Wireless Charger	Visit SpecialT.net
Wire Management	Loop Clips, Velcro Loop, Cable Grip, J-shape Wire Channel, Snap Wire Channel, 1" Wire Channel, Metal Snap-On, Leg Clip	
Chairs	Task, Stacking, Flipper, Sled	

BREAKROOM & CAFÉ TABLES

Reveal

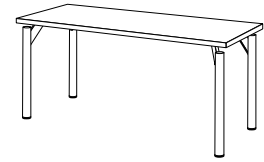
CONFIGURE & PRICE



	MODEL NUMBER	SIZE	TFL	HPL	WOOD VENEER	1-DAY	5-DAY
Round	REVL-24	24"	856	951	1,320	-	1,047
	REVL-30	30"	941	1,045	1,612	-	1,150
	REVL-36	36"	1,034	1,151	1,930	959	1,268
	REVL-42	42"	1,166	1,296	2,258	1,103	1,425
	REVL-48	48"	1,309	1,455	2,786	-	1,600
Square	REVL-2424	24 x 24	819	911	1,379	-	1,001
	REVL-3030	30 x 30	908	1,008	1,670	-	1,109
	REVL-3636	36 x 36	993	1,103	2,014	910	1,215
	REVL-4242	42 x 42	1,122	1,248	2,335	1,053	1,371
	REVL-4848	48 x 48	1,253	1,393	2,888	-	1,532
Rectangle	REVL-1824	18 x 24	699	778	1,146	-	855
	REVL-1830	18 x 30	722	802	1,235	-	884
	REVL-1836	18 x 36	751	832	1,344	-	915
	REVL-1842	18 x 42	780	867	1,432	-	954
	REVL-1848	18 x 48	823	913	1,571	-	1,003
	REVL-1854	18 x 54	842	935	1,645	-	1,030
	REVL-1860	18 x 60	862	959	1,764	765	1,054
	REVL-1866	18 x 66	942	1,047	1,903	-	1,153
	REVL-1872	18 x 72	987	1,096	2,046	902	1,206
	REVL-1878	18 x 78	1,105	1,227	2,228	-	1,349
	REVL-1884	18 x 84	1,226	1,361	2,436	-	1,498
	REVL-1896	18 x 96	1,307	1,452	2,694	-	1,598
	REVL-2430	24 x 30	764	847	1,400	-	933
	REVL-2436	24 x 36	790	878	1,558	-	965
	REVL-2442	24 x 42	829	921	1,643	-	1,014
	REVL-2448	24 x 48	862	959	1,800	765	1,054
	REVL-2454	24 x 54	896	994	1,902	-	1,093
	REVL-2460	24 x 60	928	1,031	2,056	836	1,133
	REVL-2466	24 x 66	1,034	1,151	2,244	-	1,268
	REVL-2472	24 x 72	1,087	1,207	2,419	1,015	1,331
REVL-2478	24 x 78	1,181	1,313	2,592	-	1,446	
REVL-2484	24 x 84	1,278	1,418	2,789	-	1,561	
REVL-2496	24 x 96	1,390	1,545	3,128	-	1,699	

BREAKROOM & CAFÉ TABLES

Reveal



CONFIGURE & PRICE

	MODEL NUMBER	SIZE	TFL	HPL	WOOD VENEER	1-DAY	5-DAY
Rectangle	REVL-3042	30 x 42	882	978	1,926	-	1,078
	REVL-3048	30 x 48	928	1,031	2,137	-	1,133
	REVL-3054	30 x 54	983	1,092	2,283	-	1,201
	REVL-3060	30 x 60	1,034	1,150	2,499	956	1,264
	REVL-3066	30 x 66	1,131	1,256	2,689	-	1,384
	REVL-3072	30 x 72	1,205	1,338	2,928	1,146	1,473
	REVL-3078	30 x 78	1,351	1,501	3,179	-	1,652
	REVL-3084	30 x 84	1,495	1,660	3,503	-	1,828
	REVL-3096	30 x 96	1,588	1,763	3,895	-	1,939
	REVL-3642	36 x 42	985	1,094	2,094	-	1,203
	REVL-3648	36 x 48	1,034	1,150	2,316	-	1,264
	REVL-3654	36 x 54	1,094	1,215	2,472	-	1,337
	REVL-3660	36 x 60	1,160	1,287	2,712	-	1,417
	REVL-3666	36 x 66	1,307	1,452	2,966	-	1,598
	REVL-3672	36 x 72	1,350	1,499	3,178	-	1,650
	REVL-3678	36 x 78	1,471	1,635	3,405	-	1,799
	REVL-3684	36 x 84	1,600	1,776	3,673	-	1,953
	REVL-3696	36 x 96	1,692	1,880	4,073	-	2,067

Reveal Options

MODEL NUMBER	DESCRIPTION	ADD-ON
-SLG	Self Leveling Glides	84
-CUSTHT1	Custom Height between 5" - 28.99"	272

Accessories for Breakroom & Café Tables

OPTION	DESCRIPTION	PRICE
Power & Data Management	Burele, EZ Power, Interact G2, Cove, Oasis, Stafford, Villa, Qi Wireless Charger	Visit SpecialT.net
Wire Management	Loop Clips, Velcro Loop, Cable Grip, J-shape Wire Channel, Snap Wire Channel, 1" Wire Channel, Metal Snap-On, Leg Clip	
Chairs	Task, Stacking, Flipper, Sled	

*An Oversize Fee has been implemented by freight carriers for all LTL shipments for pallets 8' and over.
 96"-108" - additional 250.00 | 109" -168" - additional 350.00 | Per custom pallet

BREAKROOM & CAFÉ TABLES

Sienna Round



		CONFIGURE & PRICE					
	MODEL NUMBER	SIZE	TFL	HPL	WOOD VENEER	1-DAY	5-DAY
Round	SIEN-24	24"	734	816	1,185	-	897
	SIEN-30	30"	772	856	1,423	-	941
	SIEN-36	36"	842	935	1,714	742	1,030
	SIEN-42	42"	1,135	1,261	2,223	1,066	1,386
	SIEN-48	48"	1,188	1,320	2,651	-	1,454
Square	SIEN-2424	24 x 24	808	898	1,366	-	987
	SIEN-3030	30 x 30	868	964	1,626	-	1,061
	SIEN-3636	36 x 36	1,033	1,148	2,059	954	1,262
	SIEN-4242	42 x 42	1,116	1,240	2,327	1,045	1,363
	SIEN-4848	48 x 48	1,168	1,298	2,793	-	1,429

Sienna Round Options

MODEL NUMBER	DESCRIPTION	ADD-ON
-BH	Bar Height 42"	63
-CUSTHT1	Custom Height between 5" - 28.99"	68
-CUSTHT2	Custom Height between 29" - 42"	131
-FR	Foot Ring*	104

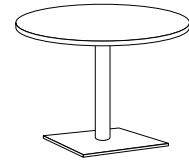
* Available only with Bar Height option

Accessories for Breakroom & Cafe Tables

OPTION	DESCRIPTION	PRICE
Power & Data Management	Burele, EZ Power, Interact G2, Cove, Oasis, Stafford, Villa, Qi Wireless Charger	Visit SpecialT.net
Wire Management	Loop Clips, Velcro Loop, Cable Grip, J-shape Wire Channel, Snap Wire Channel, Wire Trough, 1" Wire Channel, Metal Snap-On, Leg Clip	
Chairs	Task, Stacking, Flipper, Sled	

BREAKROOM & CAFÉ TABLES

Sienna Square



		CONFIGURE & PRICE					
	MODEL NUMBER	SIZE	TFL	HPL	WOOD VENEER	1-DAY	5-DAY
Round	SIENS-24	24"	734	816	1,185	-	897
	SIENS-30	30"	772	856	1,423	-	941
	SIENS-36	36"	842	935	1,714	-	1,030
	SIENS-42	42"	1,135	1,261	2,223	-	1,386
	SIENS-48	48"	1,188	1,320	1,788	-	1,454
Square	SIENS-2424	24 x 24	808	898	1,366	-	987
	SIENS-3030	30 x 30	868	964	1,626	-	1,061
	SIENS-3636	36 x 36	1,033	1,148	2,059	-	1,262
	SIENS-4242	42 x 42	1,116	1,240	2,327	-	1,363
	SIENS-4848	48 x 48	1,168	1,298	2,793	-	1,429

Sienna Square Options

MODEL NUMBER	DESCRIPTION	ADD-ON
-BH	Bar Height 42"	63
-CUSTHT1	Custom Height between 5" - 28.99"	68
-CUSTHT2	Custom Height between 29" - 42"	131
-FR	Foot Ring*	104

* Available only with Bar Height option

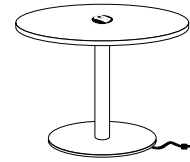
Accessories for Breakroom & Cafe Tables

OPTION	DESCRIPTION	PRICE
Power & Data Management	Burele, EZ Power, Interact G2, Cove, Oasis, Stafford, Villa, Qi Wireless Charger	Visit SpecialT.net
Wire Management	Loop Clips, Velcro Loop, Cable Grip, J-shape Wire Channel, Snap Wire Channel, 1" Wire Channel, Metal Snap-On, Leg Clip	
Chairs	Task, Stacking, Flipper, Sled	

BREAKROOM & CAFÉ TABLES

Sienna Café Power

CONFIGURE & PRICE



	MODEL NUMBER	SIZE	TFL	HPL	WOOD VENEER	1-DAY	5-DAY
Round	SIEN-CP-30	30"	1,642	1,823	2,390	-	2,005
	SIEN-CP-36	36"	1,752	1,946	2,725	-	2,143
	SIEN-CP-42	42"	2,089	2,320	3,282	-	2,551
	SIEN-CP-48	48"	2,134	2,372	3,703	-	2,610
Square	SIEN-CP-3030	30 x 30	1,448	1,611	2,273	-	1,771
	SIEN-CP-3636	36 x 36	1,535	1,707	2,618	-	1,877
	SIEN-CP-4242	42 x 42	1,884	2,094	3,181	-	2,304
	SIEN-CP-4848	48 x 48	1,905	2,116	3,611	-	2,327

Sienna Café Power Options

MODEL NUMBER	DESCRIPTION	ADD-ON
-BH	Bar Height 42"	63
-CUSTHT1	Custom Height between 5" - 28.99"	68
-CUSTHT2	Custom Height between 29" - 42"	131
-FR	Foot Ring*	104


* Available only with Bar Height option

Accessories for Breakroom & Cafe Tables

OPTION	DESCRIPTION	PRICE
Power & Data Management	Node	Visit SpecialT.net
Chairs	Task, Stacking, Flipper, Sled	

BREAKROOM & CAFÉ TABLES

SiennaX



		CONFIGURE & PRICE					
	MODEL NUMBER	SIZE	TFL	HPL	WOOD VENEER	1-DAY	5-DAY
Round	SIENX-30	30"	832	926	1,493	-	1,018
	SIENX-36	36"	994	1,105	1,884	910	1,215
	SIENX-42	42"	1,206	1,340	2,302	1,147	1,474
Square	SIENX-3030	30 x 30	805	896	1,558	-	985
	SIENX-3636	36 x 36	956	1,061	1,972	868	1,168
	SIENX-4242	42 x 42	1,159	1,286	2,373	1,093	1,416

SiennaX Options

MODEL NUMBER	DESCRIPTION	ADD-ON
-BH	Bar Height 42"	63
-SC	Skate Casters	128
-CUSTHT1	Custom Height between 5" - 28.99"	68
-CUSTHT2	Custom Height between 29" - 42"	131
-FR	Foot Ring*	104

* Available only with Bar Height option


Accessories for Breakroom & Cafe Tables

OPTION	DESCRIPTION	PRICE
Power & Data Management	Burele, EZ Power	Visit SpecialT.net
Wire Management	Loop Clips, Velcro Loop, Cable Grip, J-shape Wire Channel, Snap Wire Channel, 1" Wire Channel	
Chairs	Task, Stacking, Flipper, Sled	

BREAKROOM & CAFÉ TABLES

Sienna X Café Power

CONFIGURE & PRICE



	MODEL NUMBER	SIZE	TFL	HPL	WOOD VENEER	1-DAY	5-DAY
Round	SIENX-CP-30	30"	1,642	1,823	2,390	-	2,005
	SIENX-CP-36	36"	1,819	2,019	2,798	-	2,222
	SIENX-CP-42	42"	2,143	2,379	3,341	-	2,617
Square	SIENX-CP-3030	30 x 30	1,448	1,611	1,957	-	1,771
	SIENX-CP-3636	36 x 36	1,602	1,779	2,247	-	1,957
	SIENX-CP-4242	42 x 42	1,938	2,151	2,813	-	2,367

SiennaX Café Power Options

MODEL NUMBER	DESCRIPTION	ADD-ON
-BH	Bar Height 42"	\$63
-SC	Skate Casters	\$128
-CUSTHT1	Custom Height between 5" - 28.99"	\$68
-CUSTHT2	Custom Height between 29" - 42"	\$131
-FR	Foot Ring*	\$104

* Available only with Bar Height option

Accessories for Breakroom & Cafe Tables

OPTION	DESCRIPTION	PRICE
Power & Data Management	Node	Visit SpecialT.net
Chairs	Task, Stacking, Flipper, Sled	

BREAKROOM & CAFÉ TABLES

StarX-2

CONFIGURE & PRICE



	MODEL NUMBER	SIZE	TFL	HPL	WOOD VENEER	1-DAY	5-DAY
Round	STRX2-24	24"	473	525	894	-	578
	STRX2-30	30"	560	620	1,187	-	684
	STRX2-36	36"	693	768	1,547	575	845
	STRX2-42	42"	839	928	1,890	735	1,022
Square	STRX2-2424	24 x 24	446	494	962	-	547
	STRX2-3030	30 x 30	524	582	1,244	-	643
	STRX2-3636	36 x 36	648	721	1,632	525	792
	STRX2-4242	42 x 42	781	867	1,954	673	954
Rectangle	STRX2-2436	24 x 36	535	593	1,273	-	655
	STRX2-2442	24 x 42	588	652	1,374	-	717
	STRX2-2448	24 x 48	619	686	1,527	492	-
	STRX2-3048	30 x 48	648	721	1,827	-	792

StarX-2 Options

MODEL NUMBER	DESCRIPTION	ADD-ON
-BH	Bar Height 42"	98
-FR	Foot Ring*	104
-SLG	Self Leveling Glides	84

* Available only with Bar Height option

Accessories for Breakroom & Cafe Tables

OPTION	DESCRIPTION	PRICE
Power & Data Management	Burele, EZ Power	Visit SpecialT.net
Wire Management	Loop Clips, Velcro Loop, Cable Grip, J-shape Wire Channel, Snap Wire Channel, 1" Wire Channel	
Chairs	Task, Stacking, Flipper, Sled	

BREAKROOM & CAFÉ TABLES

Structure 4X

CONFIGURE & PRICE



MODEL NUMBER	SIZE	TFL	HPL	WOOD VENEER	1-DAY	5-DAY
--------------	------	-----	-----	-------------	-------	-------

29" Height Tables

	MODEL NUMBER	SIZE	TFL	HPL	WOOD VENEER	1-DAY	5-DAY
Round	STRU-4X-24	24"	720	799	1,168	-	878
	STRU-4X-30	30"	819	911	1,478	-	1,001
	STRU-4X-36	36"	959	1,065	1,844	872	1,171
	STRU-4X-42	42"	1,131	1,256	2,218	1,061	1,382
Square	STRU-4X-2424	24 x 24	831	924	1,392	-	1,017
	STRU-4X-3030	30 x 30	1,001	1,111	1,773	-	1,225
	STRU-4X-3636	36 x 36	1,111	1,236	2,147	1,042	1,360
	STRU-4X-4242	42 x 42	1,325	1,471	2,558	1,279	1,619

Structure 4X Options

MODEL NUMBER	DESCRIPTION	ADD-ON
-BH	Bar Height 42"	64
-OH	Occasional height 16"	-51

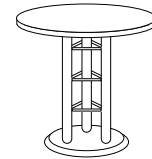
Accessories for Breakroom & Cafe Tables

OPTION	DESCRIPTION	PRICE
Power & Data Management	Burele, EZ Power	Visit SpecialT.net
Wire Management	Loop Clips, Velcro Loop, Cable Grip, J-Shape Wire Channel, Wire Trough, Wire Tray, 1" Wire Channel, Magnetic Channel, Adjustable Spine	
Chairs	Task, Stacking, Flipper, Sled	

BREAKROOM & CAFÉ TABLES

Success

CONFIGURE & PRICE



	MODEL NUMBER	SIZE	TFL	HPL	WOOD VENEER	1-DAY	5-DAY
Round	SCSS-24	24"	950	1,056	1,425	-	1,163
	SCSS-30	30"	1,034	1,150	1,717	-	1,264
	SCSS-36	36"	1,218	1,352	2,131	1,159	1,485
	SCSS-42	42"	1,458	1,620	2,582	1,426	1,784
Square	SCSS-2424	24 x 24	924	1,027	1,495	-	1,129
	SCSS-3030	30 x 30	1,001	1,111	1,773	-	1,225
	SCSS-3636	36 x 36	1,171	1,301	2,212	1,107	1,430
	SCSS-4242	42 x 42	1,402	1,558	2,645	1,364	1,713

Success Options

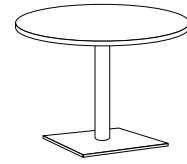
MODEL NUMBER	DESCRIPTION	ADD-ON
-BH	Bar Height 42"	91
-CUSTHT1	Custom Height between 5" - 28.99"	204
-CUSTHT2	Custom Height between 29" - 42"	295

Accessories for Breakroom & Cafe Tables

OPTION	DESCRIPTION	PRICE
Power & Data Management	Burele, EZ Power	Visit SpecialT.net
Wire Management	Loop Clips, Velcro Loop, Cable Grip, J-shape Wire Channel, Snap Wire Channel, 1" Wire Channel, Metal Sap-On, Leg Clip	
Chairs	Task, Stacking, Flipper, Sled	

BREAKROOM & CAFÉ TABLES

Tempo



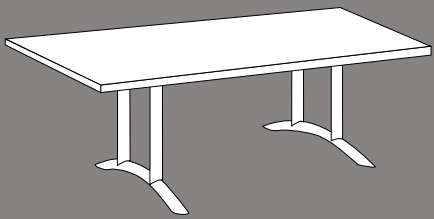
		CONFIGURE & PRICE					
	MODEL NUMBER	SIZE	TFL	HPL	WOOD VENEER	1-DAY	5-DAY
Round	TMPO-24	24"	772	856	1,225	-	1,163
	TMPO-30	30"	842	935	1,502	-	1,264
	TMPO-36	36"	1,085	1,205	1,984	-	1,485
Square	TMPO-2424	24 x 24	751	832	1,300	-	915
	TMPO-3030	30 x 30	814	905	1,567	1,012	995
	TMPO-3636	36 x 36	1,048	1,164	2,075	972	1,280

Tempo Options

MODEL NUMBER	DESCRIPTION	ADD-ON
-BH	Bar Height 42"	85

Accessories for Breakroom & Cafe Tables

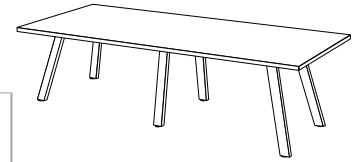
OPTION	DESCRIPTION	PRICE
Power & Data Management	Burele, EZ Power	Visit SpecialT.net
Wire Management	Loop Clips, Velcro Loop, Cable Grip, J-shape Wire Channel, Snap Wire Channel, 1" Wire Channel	
Chairs	Task, Stacking, Flipper, Sled	



CONFERENCE TABLES

CONFERENCE TABLES

AIM XL



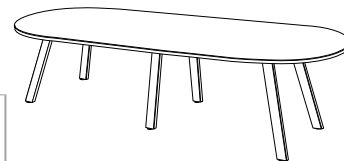
CONFIGURE & PRICE

	MODEL NUMBER	SIZE	CONFIGURE & PRICE			1-DAY	5-DAY
			TFL	HPL	WOOD VENEER		
Rectangle	AIM-XL-3672	36 x 72	-	2,082	3,761	-	-
	AIM-XL-3678	36 x 78	-	2,138	3,908	-	-
	AIM-XL-3684	36 x 84	-	2,213	4,110	-	-
	AIM-XL-3696	36 x 96	-	2,539	4,732	-	-
	AIM-XL-36108	36 x 108	-	2,887	6,070	-	-
	AIM-XL-36120	36 x 120	-	2,908	6,432	-	-
	AIM-XL-36144	36 x 144	-	3,152	7,204	-	-
	AIM-XL-36168	36 x 168	-	3,817	9,631	-	-
	AIM-XL-36192	36 x 192	-	3,995	10,638	-	-
	AIM-XL-36216	36 x 216	-	4,492	12,762	-	-
	AIM-XL-4278	42 x 78	-	2,417	4,342	-	-
	AIM-XL-4284	42 x 84	-	2,571	4,635	-	-
	AIM-XL-4296	42 x 96	-	2,755	5,151	-	-
	AIM-XL-42108	42 x 108	-	3,214	6,595	-	-
	AIM-XL-42120	42 x 120	-	3,368	7,139	-	-
	AIM-XL-42144	42 x 144	-	3,673	8,018	-	-
	AIM-XL-42168	42 x 168	-	4,364	10,579	-	-
	AIM-XL-42192	42 x 192	-	4,570	11,712	-	-
	AIM-XL-42216	42 x 216	-	5,208	13,974	-	-
	AIM-XL-4884	48 x 84	-	2,632	5,057	-	-
	AIM-XL-4896	48 x 96	-	2,786	5,589	-	-
	AIM-XL-48108	48 x 108	-	3,321	7,159	-	-
	AIM-XL-48120	48 x 120	-	3,519	7,796	-	-
	AIM-XL-48144	48 x 144	-	3,979	8,925	-	-
	AIM-XL-48168	48 x 168	-	4,374	11,493	-	-
	AIM-XL-48192	48 x 192	-	4,581	12,746	-	-
	AIM-XL-48216	48 x 216	-	5,218	15,135	-	-
	AIM-XL-6096	60 x 96	-	2,908	6,324	-	-
	AIM-XL-60108	60 x 108	-	3,627	8,121	-	-
	AIM-XL-60120	60 x 120	-	3,749	8,778	-	-
AIM-XL-60144	60 x 144	-	4,286	10,126	-	-	
AIM-XL-60168	60 x 168	-	4,932	13,355	-	-	
AIM-XL-60192	60 x 192	-	5,158	14,865	-	-	
AIM-XL-60216	60 x 216	-	5,934	17,506	-	-	

CONFERENCE TABLES

AIM XL

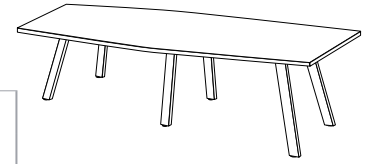
CONFIGURE & PRICE



	MODEL NUMBER	SIZE	CONFIGURE & PRICE			1-DAY	5-DAY
			TFL	HPL	WOOD VENEER		
Racetrack	AIM-XL-3672-RC	36 x 72	-	2,233	3,707	-	-
	AIM-XL-3678-RC	36 x 78	-	2,292	3,790	-	-
	AIM-XL-3684-RC	36 x 84	-	2,367	3,997	-	-
	AIM-XL-3696-RC	36 x 96	-	2,693	4,629	-	-
	AIM-XL-36108-RC	36 x 108	-	3,040	5,903	-	-
	AIM-XL-36120-RC	36 x 120	-	3,062	6,729	-	-
	AIM-XL-36144-RC	36 x 144	-	3,306	7,083	-	-
	AIM-XL-36168-RC	36 x 168	-	4,354	9,656	-	-
	AIM-XL-36192-RC	36 x 192	-	4,502	10,659	-	-
	AIM-XL-36216-RC	36 x 216	-	4,930	12,783	-	-
	AIM-XL-4278-RC	42 x 78	-	2,571	4,186	-	-
	AIM-XL-4284-RC	42 x 84	-	2,724	4,539	-	-
	AIM-XL-4296-RC	42 x 96	-	2,815	4,971	-	-
	AIM-XL-42108-RC	42 x 108	-	3,368	6,454	-	-
	AIM-XL-42120-RC	42 x 120	-	3,519	7,002	-	-
	AIM-XL-42144-RC	42 x 144	-	3,826	7,920	-	-
	AIM-XL-42168-RC	42 x 168	-	4,862	10,601	-	-
	AIM-XL-42192-RC	42 x 192	-	5,040	11,730	-	-
	AIM-XL-42216-RC	42 x 216	-	5,616	13,982	-	-
	AIM-XL-4884-RC	48 x 84	-	2,755	4,936	-	-
	AIM-XL-4896-RC	48 x 96	-	2,832	5,405	-	-
	AIM-XL-48108-RC	48 x 108	-	3,474	7,024	-	-
	AIM-XL-48120-RC	48 x 120	-	3,673	7,672	-	-
	AIM-XL-48144-RC	48 x 144	-	4,132	8,835	-	-
	AIM-XL-48168-RC	48 x 168	-	4,872	11,515	-	-
	AIM-XL-48192-RC	48 x 192	-	5,040	12,767	-	-
	AIM-XL-48216-RC	48 x 216	-	5,636	15,153	-	-
	AIM-XL-6096-RC	60 x 96	-	2,937	6,065	-	-
	AIM-XL-60108-RC	60 x 108	-	3,780	7,931	-	-
	AIM-XL-60120-RC	60 x 120	-	3,902	8,598	-	-
AIM-XL-60144-RC	60 x 144	-	4,438	9,982	-	-	
AIM-XL-60168-RC	60 x 168	-	5,598	13,382	-	-	
AIM-XL-60192-RC	60 x 192	-	5,794	14,891	-	-	
AIM-XL-60216-RC	60 x 216	-	6,501	17,531	-	-	

CONFERENCE TABLES

AIM XL

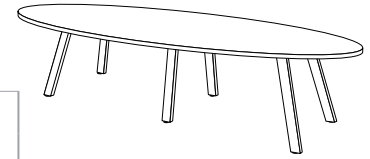


CONFIGURE & PRICE

	MODEL NUMBER	SIZE	CONFIGURE & PRICE			1-DAY	5-DAY
			TFL	HPL	WOOD VENEER		
Boat Shape	AIM-XL-3672-BT	36 x 72	-	2,233	3,858	-	-
	AIM-XL-3678-BT	37 x 78	-	2,292	3,936	-	-
	AIM-XL-3684-BT	36 x 84	-	2,367	4,146	-	-
	AIM-XL-3696-BT	36 x 96	-	2,693	4,780	-	-
	AIM-XL-36108-BT	36 x 108	-	3,040	6,054	-	-
	AIM-XL-36120-BT	36 x 120	-	3,062	6,430	-	-
	AIM-XL-36144-BT	36 x 144	-	3,306	7,233	-	-
	AIM-XL-36168-BT	36 x 168	-	4,354	9,846	-	-
	AIM-XL-36192-BT	36 x 192	-	4,502	10,851	-	-
	AIM-XL-36216-BT	36 x 216	-	4,930	12,973	-	-
	AIM-XL-4278-BT	42 x 78	-	2,571	4,293	-	-
	AIM-XL-4284-BT	42 x 84	-	2,724	4,642	-	-
	AIM-XL-4296-BT	42 x 96	-	2,815	5,072	-	-
	AIM-XL-42108-BT	42 x 108	-	3,368	6,543	-	-
	AIM-XL-42120-BT	42 x 120	-	3,519	7,089	-	-
	AIM-XL-42144-BT	42 x 144	-	3,826	7,990	-	-
	AIM-XL-42168-BT	42 x 168	-	4,862	10,667	-	-
	AIM-XL-42192-BT	42 x 192	-	5,040	11,788	-	-
	AIM-XL-42216-BT	42 x 216	-	5,616	14,019	-	-
	AIM-XL-4884-BT	48 x 84	-	2,755	5,082	-	-
	AIM-XL-4896-BT	48 x 96	-	2,832	5,552	-	-
	AIM-XL-48108-BT	48 x 108	-	3,474	7,170	-	-
	AIM-XL-48120-BT	48 x 120	-	3,673	7,818	-	-
	AIM-XL-48144-BT	48 x 144	-	4,132	8,981	-	-
	AIM-XL-48168-BT	48 x 168	-	4,872	11,705	-	-
	AIM-XL-48192-BT	48 x 192	-	5,040	12,957	-	-
	AIM-XL-48216-BT	48 x 216	-	5,636	15,343	-	-
	AIM-XL-6096-BT	60 x 96	-	2,937	6,211	-	-
	AIM-XL-60108-BT	60 x 108	-	3,780	8,077	-	-
	AIM-XL-60120-BT	60 x 120	-	3,902	8,745	-	-
AIM-XL-60144-BT	60 x 144	-	4,438	10,129	-	-	
AIM-XL-60168-BT	60 x 168	-	5,598	13,573	-	-	
AIM-XL-60192-BT	60 x 192	-	5,794	15,082	-	-	
AIM-XL-60216-BT	60 x 216	-	6,501	17,723	-	-	

CONFERENCE TABLES

AIM XL




CONFIGURE & PRICE

	MODEL NUMBER	SIZE	CONFIGURE & PRICE			1-DAY	5-DAY
			TFL	HPL	WOOD VENEER		
Oval	AIM-XL-3672-OV	36 x 72	-	2,233	3,767	-	-
	AIM-XL-3678-OV	37 x 78	-	2,292	3,846	-	-
	AIM-XL-3684-OV	36 x 84	-	2,367	4,058	-	-
	AIM-XL-3696-OV	36 x 96	-	2,693	4,693	-	-
	AIM-XL-36108-OV	36 x 108	-	3,040	5,964	-	-
	AIM-XL-36120-OV	36 x 120	-	3,062	6,344	-	-
	AIM-XL-36144-OV	36 x 144	-	3,306	7,154	-	-
	AIM-XL-36168-OV	36 x 168	-	4,354	9,749	-	-
	AIM-XL-36192-OV	36 x 192	-	4,502	10,774	-	-
	AIM-XL-36216-OV	36 x 216	-	4,930	12,905	-	-
	AIM-XL-4278-OV	42 x 78	-	2,571	4,231	-	-
	AIM-XL-4284-OV	42 x 84	-	2,724	4,582	-	-
	AIM-XL-4296-OV	42 x 96	-	2,815	5,019	-	-
	AIM-XL-42108-OV	42 x 108	-	3,368	6,497	-	-
	AIM-XL-42120-OV	42 x 120	-	3,519	7,050	-	-
	AIM-XL-42144-OV	42 x 144	-	3,826	7,971	-	-
	AIM-XL-42168-OV	42 x 168	-	4,862	10,667	-	-
	AIM-XL-42192-OV	42 x 192	-	5,040	11,816	-	-
	AIM-XL-42216-OV	42 x 216	-	5,616	14,075	-	-
	AIM-XL-4884-OV	48 x 84	-	2,755	4,968	-	-
	AIM-XL-4896-OV	48 x 96	-	2,832	5,436	-	-
	AIM-XL-48108-OV	48 x 108	-	3,474	7,049	-	-
	AIM-XL-48120-OV	48 x 120	-	3,673	7,698	-	-
	AIM-XL-48144-OV	48 x 144	-	4,132	8,867	-	-
	AIM-XL-48168-OV	48 x 168	-	4,872	11,560	-	-
	AIM-XL-48192-OV	48 x 192	-	5,040	12,834	-	-
	AIM-XL-48216-OV	48 x 216	-	5,636	15,220	-	-
	AIM-XL-6096-OV	60 x 96	-	2,937	6,069	-	-
	AIM-XL-60108-OV	60 x 108	-	3,780	7,931	-	-
	AIM-XL-60120-OV	60 x 120	-	3,902	8,597	-	-
	AIM-XL-60144-OV	60 x 144	-	4,438	9,324	-	-
	AIM-XL-60168-OV	60 x 168	-	5,598	13,393	-	-
AIM-XL-60192-OV	60 x 192	-	5,794	14,900	-	-	
AIM-XL-60216-OV	60 x 216	-	6,501	17,551	-	-	

CONFERENCE TABLES

AIM XL

CONFIGURE & PRICE



	MODEL NUMBER	SIZE	TFL	HPL	WOOD VENEER	1-DAY	5-DAY
Round	AIM-XL-42R	42"	1,736	1,928	2,890	-	-
	AIM-XL-48R	48"	1,791	1,989	3,320	-	-
	AIM-XL-54R	54"	2,039	2,265	3,779	-	-
	AIM-XL-60R	60"	2,065	2,295	4,274	-	-
	AIM-XL-66R	66"	-	3,275	5,983	-	-
	AIM-XL-72R	72"	-	3,336	6,559	-	-
Square	AIM-XL-4242	42" x 42"	1,653	1,836	2,923	-	-
	AIM-XL-4848	48" x 48"	1,722	1,913	3,408	-	-
	AIM-XL-5454	54" x 54"	2,039	2,265	3,984	-	-
	AIM-XL-6060	60" x 60"	2,176	2,417	4,636	-	-
	AIM-XL-6666	66" x 66"	-	2,755	5,923	-	-
	AIM-XL-7272	72" x 72"	-	2,908	6,666	-	-

AIMXL Options

MODEL NUMBER	DESCRIPTION	ADD-ON		
		UP TO 84" LONG	96" - 144" LONG	168" - 216" LONG
-BH	Bar Height 42"	60	90	120
-CC	Cloud Caster	60	90	120
-WM-INT	Integrated Wire Management	73 per Leg		
	2 Piece Tabletop Standard for sizes over 108"	-	-	-
	1 Piece Tabletop for sizes up to 168"	586	586	586

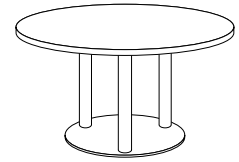
Accessories for Conference Tables

OPTION	DESCRIPTION	PRICE
Grommet	Round or Rectangle	Visit SpecialT.net
Power & Data Management	Burele, EZ Power, Interact G2, Cove, Oasis, Stafford, Villa, Qi Wireless Charger	
Wire Management	Loop Clips, Velcro Loop, Cable Grip, J-shape Wire Channel, Snap Wire Channel, Wire Trough, Wire Tray, 1" Wire Channel, Magnetic Channel, Adjustable Spine, Integrated	
Chairs	Task, Stacking, Flipper, Sled	

*An Oversize Fee has been implemented by freight carriers for all LTL shipments for pallets 8' and over.
96"-108" - additional 250.00 | 109"-168" - additional 350.00 | Per custom pallet

CONFERENCE TABLES

Astra

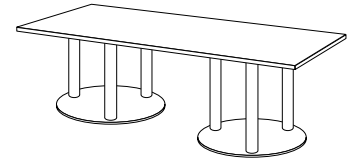


CONFIGURE & PRICE

	MODEL NUMBER	SIZE	TFL	HPL	WOOD VENEER	1-DAY	5-DAY
Round	ASTR-48	48"	2,085	2,316	3,647	-	-
	ASTR-54	54"	2,222	2,470	3,984	-	-
	ASTR-60	60"	2,621	2,911	4,890	-	-
Rectangle	ASTR-4884-RT	48 x 84	-	3,342	5,767	-	-
	ASTR-4896-RT	48 x 96	-	3,430	6,233	-	-
	ASTR-48108-RT	48 x 108	-	4,010	7,848	-	-
	ASTR-48120-RT	48 x 120	-	4,051	8,328	-	-
	ASTR-48144-RT	48 x 144	-	4,365	9,311	-	-
	ASTR-6096-RT	60 x 96	-	3,761	7,177	-	-
	ASTR-60108-RT	60 x 108	-	4,407	8,901	-	-
	ASTR-60120-RT	60 x 120	-	4,430	9,459	-	-
Racetrack	ASTR-4884-RC	36 x 60	-	3,658	5,839	-	-
	ASTR-4896-RC	48 x 96	-	3,731	6,304	-	-
	ASTR-48108-RC	48 x 108	-	4,385	7,935	-	-
	ASTR-48120-RC	48 x 120	-	4,414	8,413	-	-
	ASTR-48144-RC	48 x 144	-	4,683	9,386	-	-
	ASTR-6096-RC	60 x 96	-	4,139	7,267	-	-
	ASTR-60108-RC	60 x 108	-	4,856	9,007	-	-
	ASTR-60120-RC	60 x 120	-	4,865	9,561	-	-
Boat Shape	ASTR-4884-BT	36 x 60	-	3,658	5,985	-	-
	ASTR-4896-BT	48 x 96	-	3,731	6,451	-	-
	ASTR-48108-BT	48 x 108	-	4,385	8,081	-	-
	ASTR-48120-BT	48 x 120	-	4,414	8,559	-	-
	ASTR-48144-BT	48 x 144	-	4,683	9,532	-	-
	ASTR-6096-BT	60 x 96	-	4,139	7,413	-	-
	ASTR-60108-BT	60 x 108	-	4,856	9,153	-	-
	ASTR-60120-BT	60 x 120	-	4,865	9,708	-	-
ASTR-60144-BT	60 x 144	-	5,198	10,889	-	-	

CONFERENCE TABLES

Astra Options



DESCRIPTION	ADD-ON
2 Piece Tabletop Standard for sizes over 108"	-
1 Piece Tabletop	586

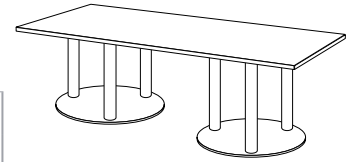
Accessories for Conference Tables

OPTION	DESCRIPTION	PRICE
Grommet	Round or Rectangle	Visit SpecialT.net
Power & Data Management	Burele, EZ Power, Interact G2, Cove, Oasis, Stafford, Villa, Qi Wireless Charger	
Wire Management	Loop Clips, Velcro Loop, Cable Grip, J-shape Wire Channel, Snap Wire Channel, Wire Trough, Wire Tray, 1" Wire Channel, Adjustable Spine	
Chairs	Task, Stacking, Flipper, Sled	

*An Oversize Fee has been implemented by freight carriers for all LTL shipments for pallets 8' and over.
96"-108" - additional 250.00 | 109" -168" - additional 350.00 | Per custom pallet

CONFERENCE TABLES

Atlantis

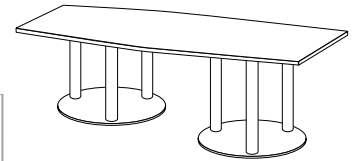


CONFIGURE & PRICE

	MODEL NUMBER	SIZE	TFL	HPL	WOOD VENEER	1-DAY	5-DAY
Rectangle	ATLS-3660-RT	36 x 60	-	2,472	3,897	-	-
	ATLS-3666-RT	36 x 66	-	2,537	4,051	-	-
	ATLS-3672-RT	36 x 72	-	2,583	4,262	-	-
	ATLS-3678-RT	36 x 78	-	2,755	4,525	-	-
	ATLS-3684-RT	36 x 84	-	2,871	4,768	-	-
	ATLS-3696-RT	36 x 96	-	2,980	5,173	-	-
	ATLS-36108-RT	36 x 108	-	3,622	6,805	-	-
	ATLS-36120-RT	36 x 120	-	4,922	8,446	-	-
	ATLS-36144-RT	36 x 144	-	5,199	9,251	-	-
	ATLS-4278-RT	42 x 78	-	2,877	4,802	-	-
	ATLS-4284-RT	42 x 84	-	3,165	5,229	-	-
	ATLS-4296-RT	42 x 96	-	3,359	5,755	-	-
	ATLS-42108-RT	42 x 108	-	3,880	7,261	-	-
	ATLS-42120-RT	42 x 120	-	5,078	8,849	-	-
	ATLS-42144-RT	42 x 144	-	5,475	9,820	-	-
	ATLS-4884-RT	48 x 84	-	3,643	6,068	-	-
	ATLS-4896-RT	48 x 96	-	3,806	6,609	-	-
	ATLS-48108-RT	48 x 108	-	4,518	8,356	-	-
ATLS-48120-RT	48 x 120	-	5,744	10,021	-	-	
ATLS-48144-RT	48 x 144	-	6,079	11,025	-	-	
Racetrack	ATLS-3660-RC	36 x 60	-	2,647	-	-	-
	ATLS-3666-RC	36 x 66	-	2,765	-	-	-
	ATLS-3672-RC	36 x 72	-	2,813	4,287	-	-
	ATLS-3678-RC	36 x 78	-	3,029	4,527	-	-
	ATLS-3684-RC	36 x 84	-	3,174	4,804	-	-
	ATLS-3696-RC	36 x 96	-	3,395	5,331	-	-
	ATLS-36108-RC	36 x 108	-	3,962	6,825	-	-
	ATLS-36120-RC	36 x 120	-	5,344	9,011	-	-
	ATLS-36144-RC	36 x 144	-	5,755	9,532	-	-
	ATLS-4278-RC	42 x 78	-	3,183	4,798	-	-
	ATLS-4284-RC	42 x 84	-	3,541	5,356	-	-
	ATLS-4296-RC	42 x 96	-	3,780	5,936	-	-
	ATLS-42108-RC	42 x 108	-	4,251	7,337	-	-
	ATLS-42120-RC	42 x 120	-	5,452	8,935	-	-
	ATLS-42144-RC	42 x 144	-	6,056	10,150	-	-
	ATLS-4884-RC	48 x 84	-	4,040	6,221	-	-
	ATLS-4896-RC	48 x 96	-	4,334	6,907	-	-
	ATLS-48108-RC	48 x 108	-	4,955	8,505	-	-
ATLS-48120-RC	48 x 120	-	6,342	10,341	-	-	
ATLS-48144-RC	48 x 144	-	6,730	11,433	-	-	

CONFERENCE TABLES

Atlantis

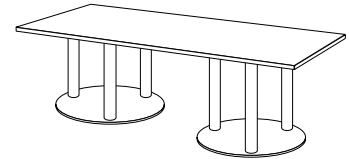


CONFIGURE & PRICE

	MODEL NUMBER	SIZE	TFL	HPL	WOOD VENEER	1-DAY	5-DAY
Boat Shape	ATLS-3660-BT	36 x 60	-	2,689	-	-	-
	ATLS-3666-BT	36 x 66	-	2,809	-	-	-
	ATLS-3672-BT	36 x 72	-	2,856	4,481	-	-
	ATLS-3684-BT	36 x 84	-	3,229	5,008	-	-
	ATLS-3696-BT	36 x 96	-	3,463	5,550	-	-
	ATLS-36108-BT	36 x 108	-	3,947	6,961	-	-
	ATLS-36120-BT	36 x 120	-	5,349	8,717	-	-
	ATLS-36144-BT	36 x 144	-	5,822	9,749	-	-
	ATLS-4278-BT	42 x 78	-	3,241	4,963	-	-
	ATLS-4284-BT	42 x 84	-	3,614	5,532	-	-
	ATLS-4296-BT	42 x 96	-	3,865	6,122	-	-
	ATLS-42108-BT	42 x 108	-	4,341	7,516	-	-
	ATLS-42120-BT	42 x 120	-	5,551	9,121	-	-
	ATLS-42144-BT	42 x 144	-	6,180	10,344	-	-
	ATLS-4884-BT	48 x 84	-	4,122	6,449	-	-
	ATLS-4896-BT	48 x 96	-	4,426	7,146	-	-
	ATLS-48108-BT	48 x 108	-	5,058	8,754	-	-
	ATLS-48120-BT	48 x 120	-	6,462	10,607	-	-
ATLS-48144-BT	48 x 144	-	6,868	11,717	-	-	
Oval	ATLS-3660-OV	36 x 60	-	2,805	-	-	-
	ATLS-3666-OV	36 x 66	-	2,943	-	-	-
	ATLS-3672-OV	36 x 72	-	3,083	4,617	-	-
	ATLS-3684-OV	36 x 84	-	3,410	5,101	-	-
	ATLS-3696-OV	36 x 96	-	3,657	5,657	-	-
	ATLS-36108-OV	36 x 108	-	4,178	7,102	-	-
	ATLS-36120-OV	36 x 120	-	5,627	8,909	-	-
	ATLS-36144-OV	36 x 144	-	6,155	10,003	-	-
	ATLS-4278-OV	42 x 78	-	3,419	5,079	-	-
	ATLS-4284-OV	42 x 84	-	3,838	5,696	-	-
	ATLS-4296-OV	42 x 96	-	4,121	6,325	-	-
	ATLS-42108-OV	42 x 108	-	4,617	7,746	-	-
	ATLS-42120-OV	42 x 120	-	5,854	9,385	-	-
	ATLS-42144-OV	42 x 144	-	6,555	10,700	-	-
	ATLS-4884-OV	48 x 84	-	4,362	6,575	-	-
	ATLS-4896-OV	48 x 96	-	4,688	7,292	-	-
	ATLS-48108-OV	48 x 108	-	5,373	8,948	-	-
	ATLS-48120-OV	48 x 120	-	6,823	10,848	-	-
ATLS-48144-OV	48 x 144	-	7,289	12,024	-	-	

CONFERENCE TABLES

Atlantis Options



MODEL NUMBER	DESCRIPTION	ADD-ON	
		UP TO 96" LONG	108" -144" LONG
-BH	Bar Height 42"	182	273
	2 Piece Tabletop Standard for sizes over 108"	-	-
	1 Piece Tabletop for sizes up to 168"	-	586

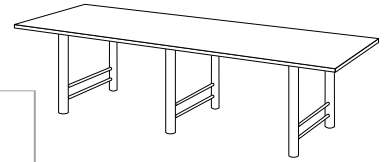
Other Options for Conference Tables

OPTION	DESCRIPTION	PRICE
Grommet	Round or Rectangle	Visit SpecialT.net
Power & DataManagement	Burele, EZ Power, Interact G2, Cove, Oasis, Stafford, Villa, Qi Wireless Charger	
Wire Management	Loop Clips, Velcro Loop, Cable Grip, J-shape Wire Channel, Snap Wire Channel, Wire Trough, Wire Tray, 1" Wire Channel, Adjustable Spine	
Chairs	Task, Stacking, Flipper, Sled	

*An Oversize Fee has been implemented by freight carriers for all LTL shipments for pallets 8' and over.
96"-108" - additional 250.00 | 109" -168" - additional 350.00 | Per custom pallet

CONFERENCE TABLES

Benton

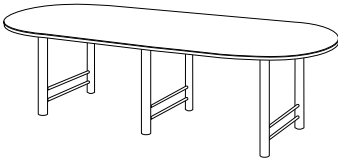


CONFIGURE & PRICE

	MODEL NUMBER	SIZE	TFL	HPL	WOOD VENEER	1-DAY	5-DAY
Rectangle	BNTN-3660-RT	36 x 60	-	1,263	2,688	-	-
	BNTN-3666-RT	36 x 66	-	1,423	2,937	-	-
	BNTN-3672-RT	36 x 72	-	1,620	3,299	-	-
	BNTN-3678-RT	36 x 78	-	1,788	3,558	-	-
	BNTN-3684-RT	36 x 84	-	1,908	3,805	-	-
	BNTN-3696-RT	36 x 96	-	2,016	4,209	-	-
	BNTN-36108-RT	36 x 108	-	2,945	6,128	-	-
	BNTN-36120-RT	36 x 120	-	3,271	6,795	-	-
	BNTN-36144-RT	36 x 144	-	3,836	7,888	-	-
	BNTN-4278-RT	42 x 78	-	2,004	3,929	-	-
	BNTN-4284-RT	42 x 84	-	2,292	4,356	-	-
	BNTN-4296-RT	42 x 96	-	2,484	4,880	-	-
	BNTN-42108-RT	42 x 108	-	3,335	6,716	-	-
	BNTN-42120-RT	42 x 120	-	3,562	7,333	-	-
	BNTN-42144-RT	42 x 144	-	4,289	8,634	-	-
	BNTN-4884-RT	48 x 84	-	2,397	4,822	-	-
	BNTN-4896-RT	48 x 96	-	2,560	5,363	-	-
	BNTN-48108-RT	48 x 108	-	3,602	7,440	-	-
BNTN-48120-RT	48 x 120	-	3,900	8,177	-	-	
BNTN-48144-RT	48 x 144	-	4,569	9,515	-	-	
Racetrack	BNTN-3660-RC	36 x 60	-	1,683	-	-	-
	BNTN-3666-RC	36 x 66	-	1,801	-	-	-
	BNTN-3672-RC	36 x 72	-	1,848	3,322	-	-
	BNTN-3678-RC	36 x 78	-	2,063	3,561	-	-
	BNTN-3684-RC	36 x 84	-	2,210	3,840	-	-
	BNTN-3696-RC	36 x 96	-	2,433	4,369	-	-
	BNTN-36108-RC	36 x 108	-	3,285	6,148	-	-
	BNTN-36120-RC	36 x 120	-	3,695	7,362	-	-
	BNTN-36144-RC	36 x 144	-	4,393	8,170	-	-
	BNTN-4278-RC	42 x 78	-	2,304	3,919	-	-
	BNTN-4284-RC	42 x 84	-	2,667	4,482	-	-
	BNTN-4296-RC	42 x 96	-	2,906	5,062	-	-
BNTN-42108-RC	42 x 108	-	3,704	6,790	-	-	

CONFERENCE TABLES

Benton

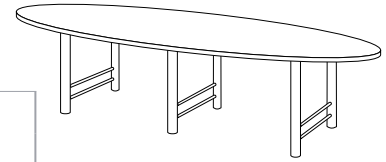


CONFIGURE & PRICE

	MODEL NUMBER	SIZE	TFL	HPL	WOOD VENEER	1-DAY	5-DAY
Racetrack	BNTN-42120-RC	42 x 120	-	3,936	7,419	-	-
	BNTN-42144-RC	42 x 144	-	4,870	8,964	-	-
	BNTN-4884-RC	48 x 84	-	2,796	4,977	-	-
	BNTN-4896-RC	48 x 96	-	3,089	5,662	-	-
	BNTN-48108-RC	48 x 108	-	4,037	7,587	-	-
	BNTN-48120-RC	48 x 120	-	4,503	8,502	-	-
	BNTN-48144-RC	48 x 144	-	5,218	9,921	-	-
Boat Shape	BNTN-3660-BT	36 x 60	-	1,725	-	-	-
	BNTN-3666-BT	36 x 66	-	1,844	-	-	-
	BNTN-3672-BT	36 x 72	-	1,892	3,517	-	-
	BNTN-3684-BT	36 x 84	-	2,269	4,048	-	-
	BNTN-3696-BT	36 x 96	-	2,497	4,584	-	-
	BNTN-36108-BT	36 x 108	-	2,984	5,998	-	-
	BNTN-36120-BT	36 x 120	-	3,696	7,064	-	-
	BNTN-36144-BT	36 x 144	-	4,457	8,384	-	-
	BNTN-4278-BT	42 x 78	-	2,368	4,090	-	-
	BNTN-4284-BT	42 x 84	-	2,738	4,656	-	-
	BNTN-4296-BT	42 x 96	-	2,987	5,244	-	-
	BNTN-42108-BT	42 x 108	-	3,798	6,973	-	-
	BNTN-42120-BT	42 x 120	-	4,035	7,605	-	-
	BNTN-42144-BT	42 x 144	-	4,994	9,158	-	-
	BNTN-4884-BT	48 x 84	-	2,874	5,201	-	-
	BNTN-4896-BT	48 x 96	-	3,179	5,899	-	-
	BNTN-48108-BT	48 x 108	-	4,143	7,839	-	-
BNTN-48120-BT	48 x 120	-	4,619	8,764	-	-	
BNTN-48144-BT	48 x 144	-	5,359	10,208	-	-	
Oval	BNTN-3660-OV	36 x 60	-	1,841	-	-	-
	BNTN-3666-OV	36 x 66	-	1,977	-	-	-
	BNTN-3672-OV	36 x 72	-	2,120	3,654	-	-
	BNTN-3684-OV	36 x 84	-	2,449	4,003	-	-
	BNTN-3696-OV	36 x 96	-	2,693	4,384	-	-
	BNTN-36108-OV	36 x 108	-	3,212	5,212	-	-
	BNTN-36120-OV	36 x 120	-	3,976	6,900	-	-

CONFERENCE TABLES

Benton



		CONFIGURE & PRICE					
	MODEL NUMBER	SIZE	TFL	HPL	WOOD VENEER	1-DAY	5-DAY
Oval	BNTN-36144-OV	36 x 144	-	4,793	8,075	-	-
	BNTN-4278-OV	42 x 78	-	2,546	4,206	-	-
	BNTN-4284-OV	42 x 84	-	2,963	4,821	-	-
	BNTN-4296-OV	42 x 96	-	3,241	5,445	-	-
	BNTN-42108-OV	42 x 108	-	4,074	7,203	-	-
	BNTN-42120-OV	42 x 120	-	4,336	7,867	-	-
	BNTN-42144-OV	42 x 144	-	5,368	9,513	-	-
	BNTN-4884-OV	48 x 84	-	3,117	5,330	-	-
	BNTN-4896-OV	48 x 96	-	3,440	6,044	-	-
	BNTN-48108-OV	48 x 108	-	4,459	8,034	-	-
	BNTN-48120-OV	48 x 120	-	4,981	9,006	-	-
	BNTN-48144-OV	48 x 144	-	5,778	10,513	-	-

Benton Options

DESCRIPTION	ADD-ON
2 Piece Tabletop Standard for sizes over 108"	-
1 Piece Tabletop for sizes up to 168"	586

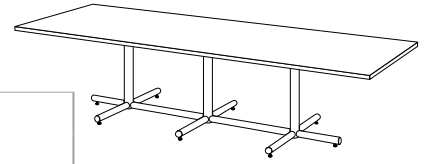
Accessories for Conference Tables

OPTION	DESCRIPTION	PRICE
Grommet	Round or Rectangle	Visit SpecialT.net
Power & Data Management	Burele, EZ Power, Interact G2, Cove, Oasis, Stafford, Villa, Qi Wireless Charger	
Wire Management	Loop Clips, Velcro Loop, Cable Grip, J-shape Wire Channel, Snap Wire Channel, Wire Trough, Wire Tray, Metal Snap-On, 1" Wire Channel, Leg Clip, Adjustable Spine	
Chairs	Task, Stacking, Flipper, Sled	

*An Oversize Fee has been implemented by freight carriers for all LTL shipments for pallets 8' and over.
96"-108" - additional 250.00 | 109" -168" - additional 350.00 | Per custom pallet

CONFERENCE TABLES

Connect

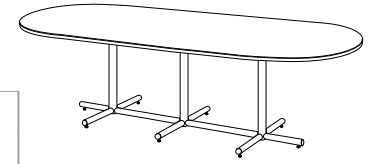


CONFIGURE & PRICE

	MODEL NUMBER	SIZE	TFL	HPL	WOOD VENEER	1-DAY	5-DAY
Rectangle	CNCT-3660-RT	36 x 60	-	1,626	3,051	-	-
	CNCT-3666-RT	36 x 66	-	1,701	3,215	-	-
	CNCT-3672-RT	36 x 72	-	1,753	3,432	-	-
	CNCT-3678-RT	36 x 78	-	1,922	3,692	-	-
	CNCT-3684-RT	36 x 84	-	2,039	3,936	-	-
	CNCT-3696-RT	36 x 96	-	2,500	4,693	-	-
	CNCT-36108-RT	36 x 108	-	3,146	6,329	-	-
	CNCT-36120-RT	36 x 120	-	3,471	6,995	-	-
	CNCT-36144-RT	36 x 144	-	4,098	8,150	-	-
	CNCT-4278-RT	42 x 78	-	2,046	3,971	-	-
	CNCT-4284-RT	42 x 84	-	2,332	4,396	-	-
	CNCT-4296-RT	42 x 96	-	2,882	5,278	-	-
	CNCT-42108-RT	42 x 108	-	3,402	6,783	-	-
	CNCT-42120-RT	42 x 120	-	3,624	7,395	-	-
	CNCT-42144-RT	42 x 144	-	4,376	8,721	-	-
	CNCT-4884-RT	48 x 84	-	2,438	4,863	-	-
	CNCT-4896-RT	48 x 96	-	2,956	5,759	-	-
	CNCT-48108-RT	48 x 108	-	3,668	7,506	-	-
CNCT-48120-RT	48 x 120	-	3,964	8,241	-	-	
CNCT-48144-RT	48 x 144	-	4,659	9,605	-	-	
Race-track	CNCT-3660-RC	36 x 60	-	1,817	-	-	-
	CNCT-3666-RC	36 x 66	-	1,936	-	-	-
	CNCT-3672-RC	36 x 72	-	1,980	3,454	-	-
	CNCT-3678-RC	36 x 78	-	2,195	3,693	-	-
	CNCT-3684-RC	36 x 84	-	2,341	3,971	-	-
	CNCT-3696-RC	36 x 96	-	2,919	4,855	-	-
	CNCT-36108-RC	36 x 108	-	3,481	6,344	-	-
	CNCT-36120-RC	36 x 120	-	3,893	7,560	-	-
	CNCT-36144-RC	36 x 144	-	4,659	8,436	-	-
	CNCT-4278-RC	42 x 78	-	2,349	3,964	-	-
	CNCT-4284-RC	42 x 84	-	2,709	4,524	-	-
	CNCT-4296-RC	42 x 96	-	3,300	5,456	-	-
	CNCT-42108-RC	42 x 108	-	3,772	6,858	-	-
	CNCT-42120-RC	42 x 120	-	4,001	7,484	-	-

CONFERENCE TABLES

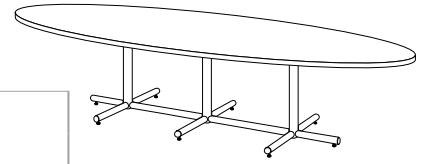
Connect



		CONFIGURE & PRICE					
	MODEL NUMBER	SIZE	TFL	HPL	WOOD VENEER	1-DAY	5-DAY
Racetrack	CNCT-42144-RC	42 x 144	-	4,958	9,052	-	-
	CNCT-4884-RC	48 x 84	-	2,840	5,021	-	-
	CNCT-4896-RC	48 x 96	-	3,486	6,059	-	-
	CNCT-48108-RC	48 x 108	-	4,105	7,655	-	-
	CNCT-48120-RC	48 x 120	-	4,567	8,566	-	-
	CNCT-48144-RC	48 x 144	-	5,307	10,010	-	-
Boat Shape	CNCT-3660-BT	36 x 60	-	1,858	-	-	-
	CNCT-3666-BT	36 x 66	-	1,978	-	-	-
	CNCT-3672-BT	36 x 72	-	2,027	3,652	-	-
	CNCT-3684-BT	36 x 84	-	2,400	4,179	-	-
	CNCT-3696-BT	36 x 96	-	2,629	4,716	-	-
	CNCT-36108-BT	36 x 108	-	3,470	6,484	-	-
	CNCT-36120-BT	36 x 120	-	3,897	7,265	-	-
	CNCT-36144-BT	36 x 144	-	4,723	8,650	-	-
	CNCT-4278-BT	42 x 78	-	2,409	4,131	-	-
	CNCT-4284-BT	42 x 84	-	2,783	4,701	-	-
	CNCT-4296-BT	42 x 96	-	3,384	5,641	-	-
	CNCT-42108-BT	42 x 108	-	3,864	7,039	-	-
	CNCT-42120-BT	42 x 120	-	4,098	7,668	-	-
	CNCT-42144-BT	42 x 144	-	5,080	9,244	-	-
	CNCT-4884-BT	48 x 84	-	2,920	5,247	-	-
	CNCT-4896-BT	48 x 96	-	3,575	6,295	-	-
	CNCT-48108-BT	48 x 108	-	4,208	7,904	-	-
	CNCT-48120-BT	48 x 120	-	4,686	8,831	-	-
CNCT-48144-BT	48 x 144	-	5,447	10,296	-	-	
Oval	CNCT-3660-OV	36 x 60	-	1,974	-	-	-
	CNCT-3666-OV	36 x 66	-	2,109	-	-	-
	CNCT-3672-OV	36 x 72	-	2,252	3,786	-	-
	CNCT-3684-OV	36 x 84	-	2,581	4,272	-	-
	CNCT-3696-OV	36 x 96	-	2,826	4,826	-	-
	CNCT-36108-OV	36 x 108	-	3,698	6,622	-	-
	CNCT-36120-OV	36 x 120	-	4,177	7,459	-	-
	CNCT-36144-OV	36 x 144	-	5,056	8,904	-	-

CONFERENCE TABLES

Connect



CONFIGURE & PRICE

	MODEL NUMBER	SIZE	TFL	HPL	WOOD VENEER	1-DAY	5-DAY
Oval	CNCT-4278-OV	42 x 78	-	2,590	4,250	-	-
	CNCT-4284-OV	42 x 84	-	3,008	4,866	-	-
	CNCT-4296-OV	42 x 96	-	3,640	5,844	-	-
	CNCT-42108-OV	42 x 108	-	4,140	7,269	-	-
	CNCT-42120-OV	42 x 120	-	4,402	7,933	-	-
	CNCT-42144-OV	42 x 144	-	5,458	9,603	-	-
	CNCT-4884-OV	48 x 84	-	3,161	5,374	-	-
	CNCT-4896-OV	48 x 96	-	3,838	6,442	-	-
	CNCT-48108-OV	48 x 108	-	4,524	8,099	-	-
	CNCT-48120-OV	48 x 120	-	5,047	9,072	-	-
	CNCT-48144-OV	48 x 144	-	5,866	10,601	-	-

Connect Options

MODEL NUMBER	DESCRIPTION	ADD-ON		
		UP TO 84" LONG	96" - 120" LONG	144" LONG
-BH	Bar Height 42"	126	189	252
-CA	Casters	114	152	190
-SLG	Self Leveling Glides	126	168	210
		UP TO 96" LONG		108" - 144" LONG
	2 Piece Tabletop Standard for sizes over 108"	-		-
	1 Piece Tabletop for sizes 108" to 168"	-		586

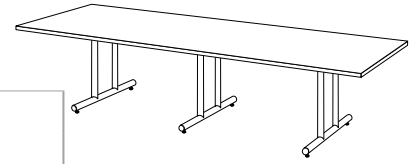
Accessories for Conference Tables

OPTION	DESCRIPTION	PRICE
Grommet	Round or Rectangle	Visit SpecialT.net
Power & Data Management	Burele, EZ Power, Interact G2, Cove, Oasis, Stafford, Villa, Qi Wireless Charger	
Wire Management	Loop Clips, Velcro Loop, Cable Grip, J-shape Wire Channel, Snap Wire Channel, Wire Trough, Wire Tray, 1" Wire Channel, Metal Snap-On, Leg Clip, Adjustable Spine	
Chairs	Task, Stacking, Flipper, Sled	

*An Oversize Fee has been implemented by freight carriers for all LTL shipments for pallets 8' and over.
96"-108" - additional 250.00 | 109"-168" - additional 350.00 | Per custom pallet

CONFERENCE TABLES

Olympus

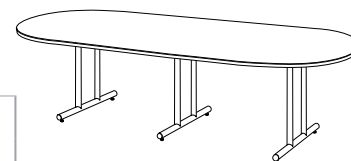


CONFIGURE & PRICE

	MODEL NUMBER	SIZE	TFL	HPL	WOOD VENEER	1-DAY	5-DAY
Rectangle	OLYM-3660-RT	36 x 60	-	1,381	2,806	-	-
	OLYM-3666-RT	36 x 66	-	1,542	3,056	-	-
	OLYM-3672-RT	36 x 72	-	1,665	3,344	-	-
	OLYM-3678-RT	36 x 78	-	1,833	3,603	-	-
	OLYM-3684-RT	36 x 84	-	1,951	3,848	-	-
	OLYM-3696-RT	36 x 96	-	2,061	4,254	-	-
	OLYM-36108-RT	36 x 108	-	3,011	6,194	-	-
	OLYM-36120-RT	36 x 120	-	3,340	6,864	-	-
	OLYM-36144-RT	36 x 144	-	3,924	7,976	-	-
	OLYM-4278-RT	42 x 78	-	2,010	3,935	-	-
	OLYM-4284-RT	42 x 84	-	2,299	4,363	-	-
	OLYM-4296-RT	42 x 96	-	2,491	4,887	-	-
	OLYM-42108-RT	42 x 108	-	3,349	6,730	-	-
	OLYM-42120-RT	42 x 120	-	3,575	7,346	-	-
	OLYM-42144-RT	42 x 144	-	4,306	8,651	-	-
	OLYM-4884-RT	48 x 84	-	2,449	4,874	-	-
	OLYM-4896-RT	48 x 96	-	2,612	5,415	-	-
	OLYM-48108-RT	48 x 108	-	3,680	7,518	-	-
	OLYM-48120-RT	48 x 120	-	3,982	8,259	-	-
	OLYM-48144-RT	48 x 144	-	4,673	9,619	-	-
OLYM-6096-RT	60 x 96	-	3,335	6,751	-	-	
OLYM-60108-RT	60 x 108	-	4,074	8,568	-	-	
OLYM-60120-RT	60 x 120	-	4,809	9,838	-	-	
OLYM-60144-RT	60 x 144	-	5,455	11,295	-	-	
Race-track	OLYM-3660-RC	36 x 60	-	1,727	-	-	-
	OLYM-3666-RC	36 x 66	-	1,844	-	-	-
	OLYM-3672-RC	36 x 72	-	1,892	3,366	-	-
	OLYM-3678-RC	36 x 78	-	2,108	3,606	-	-
	OLYM-3684-RC	36 x 84	-	2,254	3,884	-	-
	OLYM-3696-RC	36 x 96	-	2,474	4,410	-	-
	OLYM-36108-RC	36 x 108	-	3,349	6,212	-	-
	OLYM-36120-RC	36 x 120	-	3,759	7,426	-	-
	OLYM-36144-RC	36 x 144	-	4,481	8,258	-	-
	OLYM-4278-RC	42 x 78	-	2,315	3,930	-	-

CONFERENCE TABLES

Olympus

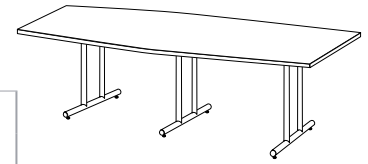


CONFIGURE & PRICE

	MODEL NUMBER	SIZE	TFL	HPL	WOOD VENEER	1-DAY	5-DAY
Racetrack	OLYM-4284-RC	42 x 84	-	2,675	4,490	-	-
	OLYM-4296-RC	42 x 96	-	2,914	5,070	-	-
	OLYM-42108-RC	42 x 108	-	3,718	6,804	-	-
	OLYM-42120-RC	42 x 120	-	3,947	7,430	-	-
	OLYM-42144-RC	42 x 144	-	4,886	8,980	-	-
	OLYM-4884-RC	48 x 84	-	2,849	5,030	-	-
	OLYM-4896-RC	48 x 96	-	3,141	5,714	-	-
	OLYM-48108-RC	48 x 108	-	4,117	7,667	-	-
	OLYM-48120-RC	48 x 120	-	4,580	8,579	-	-
	OLYM-48144-RC	48 x 144	-	5,326	10,029	-	-
	OLYM-6096-RC	60 x 96	-	3,940	7,068	-	-
	OLYM-60108-RC	60 x 108	-	4,679	8,830	-	-
	OLYM-60120-RC	60 x 120	-	5,498	10,194	-	-
	OLYM-60144-RC	60 x 144	-	6,266	11,810	-	-
Boat Shape	OLYM-3660-BT	36 x 60	-	1,768	-	-	-
	OLYM-3666-BT	36 x 66	-	1,889	-	-	-
	OLYM-3672-BT	36 x 72	-	1,940	3,565	-	-
	OLYM-3684-BT	36 x 84	-	2,314	4,093	-	-
	OLYM-3696-BT	36 x 96	-	2,544	4,631	-	-
	OLYM-36108-BT	36 x 108	-	3,029	6,043	-	-
	OLYM-36120-BT	36 x 120	-	3,760	7,128	-	-
	OLYM-36144-BT	36 x 144	-	4,657	8,584	-	-
	OLYM-4278-BT	42 x 78	-	2,376	4,098	-	-
	OLYM-4284-BT	42 x 84	-	2,748	4,666	-	-
	OLYM-4296-BT	42 x 96	-	2,998	5,255	-	-
	OLYM-42108-BT	42 x 108	-	3,809	6,984	-	-
	OLYM-42120-BT	42 x 120	-	4,047	7,617	-	-
	OLYM-42144-BT	42 x 144	-	5,012	9,176	-	-
	OLYM-4884-BT	48 x 84	-	2,929	5,256	-	-
	OLYM-4896-BT	48 x 96	-	3,233	5,953	-	-
	OLYM-48108-BT	48 x 108	-	4,219	7,915	-	-
	OLYM-48120-BT	48 x 120	-	4,699	8,844	-	-
	OLYM-48144-BT	48 x 144	-	5,462	10,311	-	-
	OLYM-6096-BT	60 x 96	-	4,064	7,338	-	-

CONFERENCE TABLES

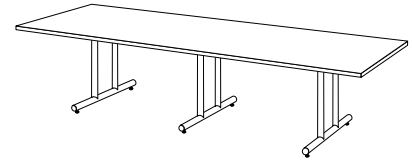
Olympus



CONFIGURE & PRICE

	MODEL NUMBER	SIZE	TFL	HPL	WOOD VENEER	1-DAY	5-DAY
Boat Shape	OLYM-60108-BT	60 x 108	-	4,818	9,115	-	-
	OLYM-60120-BT	60 x 120	-	5,652	10,495	-	-
	OLYM-60144-BT	60 x 144	-	6,439	12,130	-	-
Oval	OLYM-3660-OV	36 x 60	-	1,886	-	-	-
	OLYM-3666-OV	36 x 66	-	2,018	-	-	-
	OLYM-3672-OV	36 x 72	-	2,163	3,697	-	-
	OLYM-3684-OV	36 x 84	-	2,493	4,184	-	-
	OLYM-3696-OV	36 x 96	-	2,738	4,738	-	-
	OLYM-36108-OV	36 x 108	-	3,259	6,183	-	-
	OLYM-36120-OV	36 x 120	-	4,045	7,327	-	-
	OLYM-36144-OV	36 x 144	-	4,992	8,840	-	-
	OLYM-4278-OV	42 x 78	-	2,554	4,214	-	-
	OLYM-4284-OV	42 x 84	-	2,973	4,831	-	-
	OLYM-4296-OV	42 x 96	-	3,251	5,455	-	-
	OLYM-42108-OV	42 x 108	-	4,088	7,217	-	-
	OLYM-42120-OV	42 x 120	-	4,351	7,882	-	-
	OLYM-42144-OV	42 x 144	-	5,387	9,532	-	-
	OLYM-4884-OV	48 x 84	-	3,167	5,380	-	-
	OLYM-4896-OV	48 x 96	-	3,493	6,097	-	-
	OLYM-48108-OV	48 x 108	-	4,539	8,114	-	-
	OLYM-48120-OV	48 x 120	-	5,062	9,087	-	-
	OLYM-48144-OV	48 x 144	-	5,883	10,618	-	-
	OLYM-6096-OV	60 x 96	-	4,426	7,558	-	-
OLYM-60108-OV	60 x 108	-	5,236	9,387	-	-	
OLYM-60120-OV	60 x 120	-	6,118	10,813	-	-	
OLYM-60144-OV	60 x 144	-	6,952	11,838	-	-	

CONFERENCE TABLES
Olympus Options



MODEL NUMBER	DESCRIPTION	ADD-ON	
		UP TO 96" LONG	108" - 144" LONG
-BH	Bar Height 42"	252	378
-CA	Casters	76	114
2 Piece Tabletop Standard for sizes over 108"		-	-
1 Piece Tabletop for sizes 108" to 168"		-	586

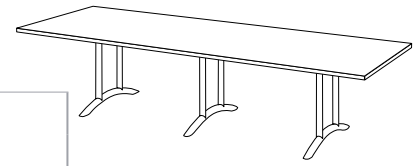
Accessories for Conference Tables

OPTION	DESCRIPTION	PRICE
Grommet	Round or Rectangle	Visit SpecialT.net
Power & Data Management	Burele, EZ Power, Interact G2, Cove, Oasis, Stafford, Villa, Qi Wireless Charger	
Wire Management	Loop Clips, Velcro Loop, Cable Grip, J-shape Wire Channel, Snap Wire Channel, Wire Trough, Wire Tray, 1" Wire Channel, Adjustable Spine	
Chairs	Task, Stacking, Flipper, Sled	

*An Oversize Fee has been implemented by freight carriers for all LTL shipments for pallets 8' and over.
 96"-108" - additional 250.00 | 109" -168" - additional 350.00 | Per custom pallet

CONFERENCE TABLES

Oscar

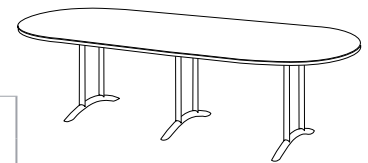


CONFIGURE & PRICE

	MODEL NUMBER	SIZE	TFL	HPL	WOOD VENEER	1-DAY	5-DAY
Rectangle	OSCR-3660-RT	36 x 60	-	1,438	2,863	-	-
	OSCR-3666-RT	36 x 66	-	1,606	3,120	-	-
	OSCR-3672-RT	36 x 72	-	1,659	3,338	-	-
	OSCR-3678-RT	36 x 78	-	1,832	3,602	-	-
	OSCR-3684-RT	36 x 84	-	1,886	3,783	-	-
	OSCR-3696-RT	36 x 96	-	1,995	4,188	-	-
	OSCR-36108-RT	36 x 108	-	2,913	6,096	-	-
	OSCR-36120-RT	36 x 120	-	3,239	6,763	-	-
	OSCR-36144-RT	36 x 144	-	3,514	7,566	-	-
	OSCR-4278-RT	42 x 78	-	1,958	3,883	-	-
	OSCR-4284-RT	42 x 84	-	2,246	4,310	-	-
	OSCR-4296-RT	42 x 96	-	2,438	4,834	-	-
	OSCR-42108-RT	42 x 108	-	2,961	6,342	-	-
	OSCR-42120-RT	42 x 120	-	3,498	7,269	-	-
	OSCR-42144-RT	42 x 144	-	3,892	8,237	-	-
	OSCR-4884-RT	48 x 84	-	2,375	4,800	-	-
	OSCR-4896-RT	48 x 96	-	2,538	5,341	-	-
	OSCR-48108-RT	48 x 108	-	3,248	7,086	-	-
OSCR-48120-RT	48 x 120	-	3,548	7,825	-	-	
OSCR-48144-RT	48 x 144	-	4,262	9,208	-	-	
Racetrack	OSCR-3660-RC	36 x 60	-	1,865	-	-	-
	OSCR-3666-RC	36 x 66	-	1,979	-	-	-
	OSCR-3672-RC	36 x 72	-	2,028	3,502	-	-
	OSCR-3678-RC	36 x 78	-	2,242	3,740	-	-
	OSCR-3684-RC	36 x 84	-	2,387	4,017	-	-
	OSCR-3696-RC	36 x 96	-	2,409	4,345	-	-
	OSCR-36108-RC	36 x 108	-	3,451	6,314	-	-
	OSCR-36120-RC	36 x 120	-	3,863	7,530	-	-
	OSCR-36144-RC	36 x 144	-	4,273	8,050	-	-
	OSCR-4278-RC	42 x 78	-	2,461	4,076	-	-
	OSCR-4284-RC	42 x 84	-	2,822	4,637	-	-
	OSCR-4296-RC	42 x 96	-	3,064	5,220	-	-
OSCR-42108-RC	42 x 108	-	3,530	6,616	-	-	

CONFERENCE TABLES


Oscar



		CONFIGURE & PRICE						
	MODEL NUMBER	SIZE	TFL	HPL	WOOD VENEER	1-DAY	5-DAY	
Racetrack	OSCR-42120-RC	42 x 120	-	4,069	7,552	-	-	
	OSCR-42144-RC	42 x 144	-	4,673	8,767	-	-	
	OSCR-4884-RC	48 x 84	-	2,975	5,156	-	-	
	OSCR-4896-RC	48 x 96	-	3,066	5,639	-	-	
	OSCR-48108-RC	48 x 108	-	3,886	7,436	-	-	
	OSCR-48120-RC	48 x 120	-	4,151	8,150	-	-	
	OSCR-48144-RC	48 x 144	-	4,856	9,559	-	-	
Boat Shape	OSCR-3660-BT	36 x 60	-	1,702	-	-	-	
	OSCR-3666-BT	36 x 66	-	1,823	-	-	-	
	OSCR-3672-BT	36 x 72	-	1,870	3,495	-	-	
	OSCR-3684-BT	36 x 84	-	2,446	4,225	-	-	
	OSCR-3696-BT	36 x 96	-	2,474	4,561	-	-	
	OSCR-36108-BT	36 x 108	-	3,359	6,373	-	-	
	OSCR-36120-BT	36 x 120	-	4,146	7,514	-	-	
	OSCR-36144-BT	36 x 144	-	4,673	8,600	-	-	
	OSCR-4278-BT	42 x 78	-	2,522	4,244	-	-	
	OSCR-4284-BT	42 x 84	-	2,896	4,814	-	-	
	OSCR-4296-BT	42 x 96	-	3,146	5,403	-	-	
	OSCR-42108-BT	42 x 108	-	3,622	6,797	-	-	
	OSCR-42120-BT	42 x 120	-	4,169	7,739	-	-	
	OSCR-42144-BT	42 x 144	-	4,799	8,963	-	-	
	OSCR-4884-BT	48 x 84	-	3,055	5,382	-	-	
	OSCR-4896-BT	48 x 96	-	3,156	5,876	-	-	
	OSCR-48108-BT	48 x 108	-	3,990	7,686	-	-	
	OSCR-48120-BT	48 x 120	-	4,265	8,410	-	-	
	OSCR-48144-BT	48 x 144	-	4,994	9,843	-	-	
Oval	OSCR-3660-OV	36 x 60	-	2,023	-	-	-	
	OSCR-3666-OV	36 x 66	-	2,155	-	-	-	
	OSCR-3672-OV	36 x 72	-	2,099	3,633	-	-	
	OSCR-3684-OV	36 x 84	-	2,628	4,319	-	-	
	OSCR-3696-OV	36 x 96	-	2,671	4,671	-	-	
	OSCR-36108-OV	36 x 108	-	3,467	6,391	-	-	
	OSCR-36120-OV	36 x 120	-	4,278	7,560	-	-	

CONFERENCE TABLES

Oscar



CONFIGURE & PRICE

	MODEL NUMBER	SIZE	TFL	HPL	WOOD VENEER	1-DAY	5-DAY
Oval	OSCR-36144-OV	36 x 144	-	4,828	8,676	-	-
	OSCR-4278-OV	42 x 78	-	2,702	4,362	-	-
	OSCR-4284-OV	42 x 84	-	3,120	4,978	-	-
	OSCR-4296-OV	42 x 96	-	3,402	5,606	-	-
	OSCR-42108-OV	42 x 108	-	3,900	7,029	-	-
	OSCR-42120-OV	42 x 120	-	4,375	7,906	-	-
	OSCR-42144-OV	42 x 144	-	5,066	9,211	-	-
	OSCR-4884-OV	48 x 84	-	3,094	5,307	-	-
	OSCR-4896-OV	48 x 96	-	3,419	6,023	-	-
	OSCR-48108-OV	48 x 108	-	4,106	7,681	-	-
	OSCR-48120-OV	48 x 120	-	4,626	8,651	-	-
	OSCR-48144-OV	48 x 144	-	5,415	10,150	-	-

Oscar Options

DESCRIPTION	ADD-ON
2 Piece Tabletop Standard for sizes over 108"	-
1 Piece Tabletop for sizes up to 168"	586

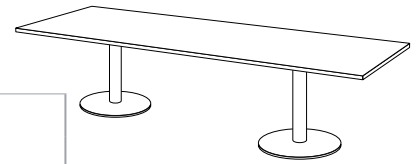
Accessories for Conference Tables

OPTION	DESCRIPTION	PRICE
Grommet	Round or Rectangle	Visit SpecialT.net
Power & Data Management	Burele, EZ Power, Interact G2, Cove, Oasis, Stafford, Villa, Qi Wireless Charger	
Wire Management	Loop Clips, Velcro Loop, Cable Grip, J-shape Wire Channel, Snap Wire Channel, Wire Trough, Wire Tray, 1" Wire Channel, Metal Snap-On, Leg Clip, Adjustable Spine	
Chairs	Task, Stacking, Flipper, Sled	

*An Oversize Fee has been implemented by freight carriers for all LTL shipments for pallets 8' and over.
96"-108" - additional 250.00 | 109"-168" - additional 350.00 | Per custom pallet

CONFERENCE TABLES

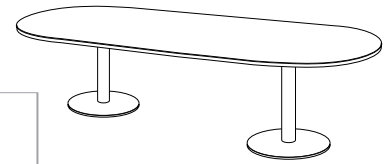
Sienna Conference



CONFIGURE & PRICE

	MODEL NUMBER	SIZE	TFL	HPL	WOOD VENEER	1-DAY	5-DAY
Rectangle	SIEN-2460-RT	24 x 60	1,432	1,590	2,615	-	-
	SIEN-2472-RT	24 x 72	1,534	1,703	2,915	-	-
	SIEN-2484-RT	24 x 84	1,664	1,848	3,219	-	-
	SIEN-2496-RT	24 x 96	1,782	1,979	3,562	-	-
	SIEN-24108-RT	24 x 108	-	2,868	5,393	-	-
	SIEN-24120-RT	24 x 120	-	2,900	5,672	-	-
	SIEN-3060-RT	30 x 60	1,758	1,954	3,303	-	-
	SIEN-3072-RT	30 x 72	1,862	2,071	3,661	-	-
	SIEN-3084-RT	30 x 84	2,011	2,233	4,365	-	-
	SIEN-3096-RT	30 x 96	2,143	2,381	5,681	-	-
	SIEN-30108-RT	30 x 108	-	2,876	6,339	-	-
	SIEN-30120-RT	30 x 120	-	3,446	3,446	-	-
	SIEN-3660-RT	36 x 60	-	2,317	3,742	-	-
	SIEN-3672-RT	36 x 72	-	2,451	4,130	-	-
	SIEN-3684-RT	36 x 84	-	2,638	4,535	-	-
	SIEN-3696-RT	36 x 96	-	2,796	4,989	-	-
	SIEN-36108-RT	36 x 108	-	3,325	6,508	-	-
	SIEN-36120-RT	36 x 120	-	3,347	6,871	-	-
	SIEN-36144-RT	36 x 144	-	4,288	8,340	-	-
	SIEN-4284-RT	42 x 84	-	2,922	4,986	-	-
SIEN-4296-RT	42 x 96	-	3,099	5,495	-	-	
SIEN-42108-RT	42 x 108	-	3,699	7,080	-	-	
SIEN-42120-RT	42 x 120	-	3,724	7,495	-	-	
SIEN-42144-RT	42 x 144	-	4,735	9,080	-	-	
Racetrack	SIEN-2460-RC	24 x 60	-	1,758	-	-	-
	SIEN-2472-RC	24 x 72	-	1,885	-	-	-
	SIEN-2484-RC	24 x 84	-	2,026	-	-	-
	SIEN-2496-RC	24 x 96	-	2,139	-	-	-
	SIEN-24108-RC	24 x 108	-	3,064	-	-	-
	SIEN-24120-RC	24 x 120	-	3,072	-	-	-
	SIEN-3060-RC	30 x 60	-	2,192	-	-	-
	SIEN-3072-RC	30 x 72	-	2,288	-	-	-
	SIEN-3084-RC	30 x 84	-	2,474	-	-	-
	SIEN-3096-RC	30 x 96	-	2,580	-	-	-

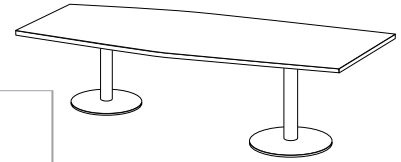
CONFERENCE TABLES
Sienna Conference



		CONFIGURE & PRICE					
	MODEL NUMBER	SIZE	TFL	HPL	WOOD VENEER	1-DAY	5-DAY
Racetrack	SIEN-30108-RC	30 x 108	-	3,331	-	-	-
	SIEN-30120-RC	30 x 120	-	3,749	-	-	-
	SIEN-3660-RC	36 x 60	-	2,317	-	-	-
	SIEN-3672-RC	36 x 72	-	2,451	3,925	-	-
	SIEN-3684-RC	36 x 84	-	2,638	4,268	-	-
	SIEN-3696-RC	36 x 96	-	2,796	4,732	-	-
	SIEN-36108-RC	36 x 108	-	3,325	6,188	-	-
	SIEN-36120-RC	36 x 120	-	3,347	7,014	-	-
	SIEN-36144-RC	36 x 144	-	4,288	8,065	-	-
	SIEN-4284-RC	42 x 84	-	2,922	4,737	-	-
	SIEN-4296-RC	42 x 96	-	3,099	5,255	-	-
	SIEN-42108-RC	42 x 108	-	3,699	6,785	-	-
	SIEN-42120-RC	42 x 120	-	3,724	7,207	-	-
	SIEN-42144-RC	42 x 144	-	4,735	8,829	-	-
Boat Shape	SIEN-2460-BT	24 x 60	-	1,590	-	-	-
	SIEN-2472-BT	24 x 72	-	1,703	-	-	-
	SIEN-2484-BT	24 x 84	-	1,848	-	-	-
	SIEN-2496-BT	24 x 96	-	1,979	-	-	-
	SIEN-24108-BT	24 x 108	-	2,868	-	-	-
	SIEN-24120-BT	24 x 120	-	2,900	-	-	-
	SIEN-3060-BT	30 x 60	-	1,954	-	-	-
	SIEN-3072-BT	30 x 72	-	2,071	-	-	-
	SIEN-3084-BT	30 x 84	-	2,233	-	-	-
	SIEN-3096-BT	30 x 96	-	2,381	-	-	-
	SIEN-30108-BT	30 x 108	-	2,876	-	-	-
	SIEN-30120-BT	30 x 120	-	3,446	-	-	-
	SIEN-3660-BT	36 x 60	-	2,317	-	-	-
	SIEN-3672-BT	36 x 72	-	2,451	4,076	-	-
	SIEN-3684-BT	36 x 84	-	2,638	4,417	-	-
	SIEN-3696-BT	36 x 96	-	2,796	4,883	-	-
	SIEN-36108-BT	36 x 108	-	3,325	6,339	-	-
	SIEN-36120-BT	36 x 120	-	3,347	6,715	-	-
SIEN-36144-BT	36 x 144	-	4,288	8,215	-	-	

CONFERENCE TABLES

Sienna Conference



		CONFIGURE & PRICE					
	MODEL NUMBER	SIZE	TFL	HPL	WOOD VENEER	1-DAY	5-DAY
Boat Shape	SIEN-4284-BT	42 x 84	-	2,922	4,840	-	-
	SIEN-4296-BT	42 x 96	-	3,099	5,356	-	-
	SIEN-42108-BT	42 x 108	-	3,699	6,874	-	-
	SIEN-42120-BT	42 x 120	-	3,724	7,294	-	-
	SIEN-42144-BT	42 x 144	-	4,735	8,899	-	-

Accessories for Conference Tables

MODEL NUMBER	DESCRIPTION	ADD-ON
-BH	Bar Height	126
-CUSTHT1	Custom Height between 5" - 28.99"	136
-CUSTHT2	Custom Height between 29" - 42"	262
2 Piece Tabletop Standard for sizes over 108"		-
1 Piece Tabletop for sizes up to 168"		586

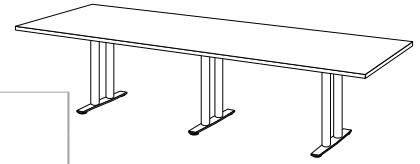
Accessories for Conference Tables

OPTION	DESCRIPTION	PRICE
Grommet	Round or Rectangle	Visit SpecialT.net
Power & Data Management	Burele, EZ Power, Interact G2, Cove, Oasis, Stafford, Villa, Qi Wireless Charger	
Wire Management	Loop Clips, Velcro Loop, Cable Grip, J-shape Wire Channel, Snap Wire Channel, Wire Trough, Wire Tray, 1" Wire Channel, Metal Snap-On, Leg Clip, Adjustable Spine	
Chairs	Task, Stacking, Flipper, Sled	

*An Oversize Fee has been implemented by freight carriers for all LTL shipments for pallets 8' and over.
96"-108" - additional 250.00 | 109" -168" - additional 350.00 | Per custom pallet

CONFERENCE TABLES

Sienna 2TL

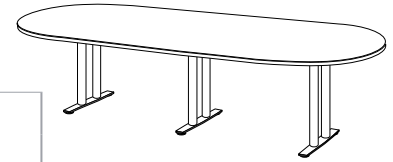


CONFIGURE & PRICE

	MODEL NUMBER	SIZE	TFL	HPL	WOOD VENEER	1-DAY	5-DAY
Rectangle	SIENTL-3660-RT	36 x 60	-	1,848	3,273	-	-
	SIENTL-3666-RT	36 x 66	-	1,964	3,478	-	-
	SIENTL-3672-RT	36 x 72	-	1,974	3,653	-	-
	SIENTL-3678-RT	36 x 78	-	2,089	3,859	-	-
	SIENTL-3684-RT	36 x 84	-	2,228	4,125	-	-
	SIENTL-3696-RT	36 x 96	-	2,314	4,507	-	-
	SIENTL-36108-RT	36 x 108	-	3,277	6,460	-	-
	SIENTL-36120-RT	36 x 120	-	3,298	6,822	-	-
	SIENTL-36144-RT	36 x 144	-	3,468	7,520	-	-
	SIENTL-4278-RT	42 x 78	-	2,343	4,268	-	-
	SIENTL-4284-RT	42 x 84	-	2,425	4,489	-	-
	SIENTL-4296-RT	42 x 96	-	2,517	4,913	-	-
	SIENTL-42108-RT	42 x 108	-	3,624	7,005	-	-
	SIENTL-42120-RT	42 x 120	-	3,658	7,429	-	-
	SIENTL-42144-RT	42 x 144	-	3,982	8,327	-	-
	SIENTL-4884-RT	48 x 84	-	2,524	4,949	-	-
	SIENTL-4896-RT	48 x 96	-	2,568	5,371	-	-
	SIENTL-48108-RT	48 x 108	-	3,723	7,561	-	-
	SIENTL-48120-RT	48 x 120	-	3,888	8,165	-	-
SIENTL-48144-RT	48 x 144	-	4,085	9,031	-	-	
Racetrack	SIENTL-3660-RC	36 x 60	-	2,317	-	-	-
	SIENTL-3672-RC	36 x 72	-	2,442	3,916	-	-
	SIENTL-3684-RC	36 x 84	-	2,638	4,268	-	-
	SIENTL-3696-RC	36 x 96	-	2,796	4,732	-	-
	SIENTL-36108-RC	36 x 108	-	3,325	6,188	-	-
	SIENTL-36120-RC	36 x 120	-	3,347	7,014	-	-
	SIENTL-36144-RC	36 x 144	-	4,288	8,065	-	-
	SIENTL-4284-RC	42 x 84	-	2,957	4,772	-	-
	SIENTL-4296-RC	42 x 96	-	3,099	5,255	-	-
	SIENTL-42108-RC	42 x 108	-	3,699	6,785	-	-
	SIENTL-42120-RC	42 x 120	-	3,724	7,207	-	-
	SIENTL-42144-RC	42 x 144	-	4,735	8,829	-	-

CONFERENCE TABLES

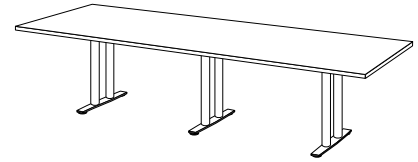
Sienna 2TL



		CONFIGURE & PRICE					
	MODEL NUMBER	SIZE	TFL	HPL	WOOD VENEER	1-DAY	5-DAY
Racetrack	SIENTL-4884-RC	48 x 84	-	2,922	5,103	-	-
	SIENTL-4896-RC	48 x 96	-	3,099	5,672	-	-
	SIENTL-48108-RC	48 x 108	-	3,699	7,249	-	-
	SIENTL-48120-RC	48 x 120	-	3,724	7,723	-	-
	SIENTL-48144-RC	48 x 144	-	4,735	9,438	-	-
Boat Shape	SIENTL-3660-BT	36 x 60	-	2,317	-	-	-
	SIENTL-3672-BT	36 x 72	-	2,442	4,067	-	-
	SIENTL-3684-BT	36 x 84	-	2,638	4,417	-	-
	SIENTL-3696-BT	36 x 96	-	2,796	4,883	-	-
	SIENTL-36108-BT	36 x 108	-	3,325	6,339	-	-
	SIENTL-36120-BT	36 x 120	-	3,347	6,715	-	-
	SIENTL-36144-BT	36 x 144	-	4,288	8,215	-	-
	SIENTL-4284-BT	42 x 84	-	2,957	4,875	-	-
	SIENTL-4296-BT	42 x 96	-	3,099	5,356	-	-
	SIENTL-42108-BT	42 x 108	-	3,699	6,874	-	-
	SIENTL-42120-BT	42 x 120	-	3,724	7,294	-	-
	SIENTL-42144-BT	42 x 144	-	4,735	8,899	-	-
	SIENTL-4884-BT	48 x 84	-	2,922	5,249	-	-
	SIENTL-4896-BT	48 x 96	-	3,099	5,819	-	-
	SIENTL-48108-BT	48 x 108	-	3,699	7,395	-	-
	SIENTL-48120-BT	48 x 120	-	3,724	7,869	-	-
	SIENTL-48144-BT	48 x 144	-	4,735	9,584	-	-

CONFERENCE TABLES

Sienna 2TL Options



MODEL NUMBER	DESCRIPTION	ADD-ON	
		UP TO 96" LONG	108" - 144" LONG
-BH	Bar Height 42"	252	378
-SC	Skate Casters	128	192
	2 Piece Tabletop Standard for sizes over 108"	-	-
	1 Piece Tabletop for sizes up to 168"	-	586

Accessories for Conference Tables

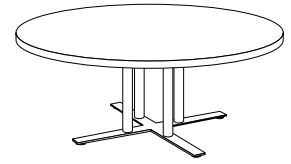
OPTION	DESCRIPTION	PRICE
Grommet	Round or Rectangle	Visit SpecialT.net
Power & Data Management	Burele, EZ Power, Interact G2, Cove, Oasis, Stafford, Villa, Qi Wireless Charger	
Wire Management	Loop Clips, Velcro Loop, Cable Grip, J-shape Wire Channel, Snap Wire Channel, Wire Trough, Wire Tray, 1" Wire Channel, Metal Snap-On, Leg Clip, Adjustable Spine	
Chairs	Task, Stacking, Flipper, Sled	

*An Oversize Fee has been implemented by freight carriers for all LTL shipments for pallets 8' and over.
96"-108" - additional 250.00 | 109" -168" - additional 350.00 | Per custom pallet

CONFERENCE TABLES

Sienna 4X

CONFIGURE & PRICE



	MODEL NUMBER	SIZE	TFL	HPL	WOOD VENEER	1-DAY	5-DAY
Round	SIENX-54	54"	1,551	1,722	3,236	-	-
	SIENX-60	60"	2,126	2,362	4,341	-	-
	SIENX-66	66"	2,987	3,318	6,026	-	-
	SIENX-72	72"	-	3,453	6,676	-	-
Square	SIENX-5454	54 x 54	1,462	1,626	3,345	-	-
	SIENX-6060	60 x 60	2,038	2,264	4,483	-	-

Sienna 4X Options

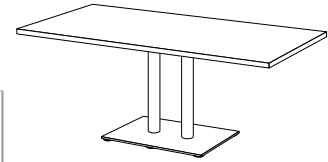
MODEL NUMBER	DESCRIPTION	ADD-ON
-BH	Bar Height	252
-SLG	Self Leveling Glides	84
-SC	Skate Casters	128
-CUSTHT1	Custom Height between 5" - 28.99"	272
-CUSTHT2	Custom Height between 29" - 42"	524

Accessories for Conference Tables

OPTION	DESCRIPTION	PRICE
Grommet	Round or Rectangle	Visit SpecialT.net
Power & Data Management	Burele, EZ Power, Interact G2, Cove, Oasis, Stafford, Villa, Qi Wireless Charger	
Wire Management	Loop Clips, Velcro Loop, Cable Grip, J-shape Wire Channel, Snap Wire Channel, Wire Trough, Wire Tray, 1" Wire Channel, Metal Snap-On, Leg Clip, Adjustable Spine	
Chairs	Task, Stacking, Flipper, Sled	

CONFERENCE TABLES

Sienna Rectangle



CONFIGURE & PRICE

	MODEL NUMBER	SIZE	TFL	HPL	WOOD VENEER	1-DAY	5-DAY
Rectangle	SIENPL-3660-RT	36 x 60	-	1,872	3,297	-	-
	SIENPL-3666-RT	36 x 66	-	1,988	3,502	-	-
	SIENPL-3672-RT	36 x 72	-	1,999	3,678	-	-
	SIENPL-3678-RT	36 x 78	-	2,115	3,885	-	-
	SIENPL-4278-RT	42 x 78	-	2,369	4,294	-	-

Sienna Rectangle Options

MODEL NUMBER	DESCRIPTION	ADD-ON
-BH	Bar Height	126

Accessories for Conference Tables

OPTION	DESCRIPTION	PRICE
Grommet	Round or Rectangle	Visit SpecialT.net
Power & Data Management	Burele, EZ Power, Interact G2, Cove, Oasis, Stafford, Villa, Qi Wireless Charger	
Wire Management	Loop Clips, Velcro Loop, Cable Grip, J-shape Wire Channel, Snap Wire Channel, Wire Trough, Wire Tray, 1" Wire Channel, Metal Snap-On, Leg Clip, Adjustable Spine	
Chairs	Task, Stacking, Flipper, Sled	

CONFERENCE TABLES

Structure 4X

CONFIGURE & PRICE




	MODEL NUMBER	SIZE	TFL	HPL	WOOD VENEER	1-DAY	5-DAY
Rectangle	STRU-4X-2460-RT	24 x 60	1,515	1,683	2,708	-	1,853
	STRU-4X-2466-RT	24 x 66	1,555	1,726	2,819	-	1,900
	STRU-4X-2472-RT	24 x 72	1,600	1,776	2,988	-	1,953
	STRU-4X-2484-RT	24 x 84	1,793	1,993	3,364	-	2,192
	STRU-4X-2496-RT	24 x 96	1,990	2,213	3,796	-	2,434
	STRU-4X-3060-RT	30 x 60	1,656	1,841	3,190	-	2,024
	STRU-4X-3066-RT	30 x 66	1,691	1,879	3,312	-	2,066
	STRU-4X-3072-RT	30 x 72	1,757	1,952	3,542	-	2,147
	STRU-4X-3084-RT	30 x 84	2,061	2,291	4,134	-	2,519
	STRU-4X-3096-RT	30 x 96	2,233	2,483	4,615	-	2,732
	STRU-4X-3660-RT	36 x 60	-	2,111	3,536	-	2,321
	STRU-4X-3666-RT	36 x 66	-	2,204	3,718	-	2,425
	STRU-4X-3672-RT	36 x 72	-	2,417	4,096	-	2,658
	STRU-4X-3684-RT	36 x 84	-	2,532	4,429	-	2,786
	STRU-4X-3696-RT	36 x 96	-	2,725	4,622	-	2,997
	STRU-4X-36108-RT	36 x 108	-	3,201	5,394	-	-
	STRU-4X-36120-RT	36 x 120	-	3,525	6,708	-	-
	STRU-4X-4272-RT	42 x 72	-	2,483	4,320	-	-
	STRU-4X-4284-RT	42 x 84	-	2,896	4,960	-	-
	STRU-4X-4296-RT	42 x 96	-	3,077	5,473	-	-
	STRU-4X-42108-RT	42 x 108	-	3,493	6,874	-	-
	STRU-4X-42120-RT	42 x 120	-	3,673	6,098	-	-
	STRU-4X-4884-RT	48 x 84	-	2,996	5,799	-	-
	STRU-4X-4896-RT	48 x 96	-	3,156	6,994	-	-
STRU-4X-48108-RT	48 x 108	-	3,756	8,033	-	-	
STRU-4X-48120-RT	48 x 120	-	4,036	8,982	-	-	
Race-track	STRU-4X-2460-RC	24 x 60	-	1,815	-	-	-
	STRU-4X-2466-RC	24 x 66	-	1,879	-	-	-
	STRU-4X-2472-RC	24 x 72	-	2,027	-	-	-
	STRU-4X-2484-RC	24 x 84	-	2,292	-	-	-
	STRU-4X-2496-RC	24 x 96	-	2,452	-	-	-
	STRU-4X-3060-RC	30 x 60	-	2,010	-	-	-
	STRU-4X-3066-RC	30 x 66	-	2,048	-	-	-
	STRU-4X-3072-RC	30 x 72	-	2,139	-	-	-

CONFERENCE TABLES

Structure 4X

CONFIGURE & PRICE



	MODEL NUMBER	SIZE	TFL	HPL	WOOD VENEER	1-DAY	5-DAY
Racetrack	STRU-4X-3084-RC	30 x 84	-	2,632	-	-	-
	STRU-4X-3096-RC	30 x 96	-	2,763	-	-	-
	STRU-4X-3660-RC	36 x 60	-	2,301	-	-	-
	STRU-4X-3666-RC	36 x 66	-	2,502	-	-	-
	STRU-4X-3672-RC	36 x 72	-	2,543	4,017	-	-
	STRU-4X-3684-RC	36 x 84	-	2,906	4,536	-	-
	STRU-4X-3696-RC	36 x 96	-	3,035	4,971	-	-
	STRU-4X-36108-RC	36 x 108	-	3,575	6,438	-	-
	STRU-4X-36120-RC	36 x 120	-	3,898	7,565	-	-
	STRU-4X-4272-RC	42 x 72	-	2,765	-	-	-
	STRU-4X-4284-RC	42 x 84	-	3,258	5,073	-	-
	STRU-4X-4296-RC	42 x 96	-	3,492	5,648	-	-
	STRU-4X-42108-RC	42 x 108	-	3,947	7,033	-	-
	STRU-4X-42120-RC	42 x 120	-	4,171	7,654	-	-
	STRU-4X-4884-RC	48 x 84	-	3,390	5,571	-	-
	STRU-4X-4896-RC	48 x 96	-	3,582	6,155	-	-
STRU-4X-48108-RC	48 x 108	-	4,261	7,811	-	-	
STRU-4X-48120-RC	48 x 120	-	4,624	8,623	-	-	
Boat Shape	STRU-4X-2460-BT	24 x 60	-	1,866	-	-	-
	STRU-4X-2466-BT	24 x 66	-	1,928	-	-	-
	STRU-4X-2472-BT	24 x 72	-	2,078	-	-	-
	STRU-4X-2484-BT	24 x 84	-	2,372	-	-	-
	STRU-4X-2496-BT	24 x 96	-	2,543	-	-	-
	STRU-4X-3060-BT	30 x 60	-	2,067	-	-	-
	STRU-4X-3066-BT	30 x 66	-	2,120	-	-	-
	STRU-4X-3072-BT	30 x 72	-	2,301	-	-	-
	STRU-4X-3084-BT	30 x 84	-	2,735	-	-	-
	STRU-4X-3096-BT	30 x 96	-	2,875	-	-	-
	STRU-4X-3660-BT	36 x 60	-	2,380	-	-	-
	STRU-4X-3666-BT	36 x 66	-	2,502	-	-	-
	STRU-4X-3672-BT	36 x 72	-	2,591	4,216	-	-
	STRU-4X-3684-BT	36 x 84	-	2,955	4,734	-	-
STRU-4X-3696-BT	36 x 96	-	3,098	5,185	-	-	

CONFERENCE TABLES

Structure 4X

CONFIGURE & PRICE



	MODEL NUMBER	SIZE	TFL	HPL	WOOD VENEER	1-DAY	5-DAY
Boat Shape	STRU-4X-36108-BT	36 x 108	-	3,645	6,659	-	-
	STRU-4X-36120-BT	36 x 120	-	3,988	7,356	-	-
	STRU-4X-4272-BT	42 x 72	-	2,804	-	-	-
	STRU-4X-4284-BT	42 x 84	-	3,331	5,249	-	-
	STRU-4X-4296-BT	42 x 96	-	3,572	5,829	-	-
	STRU-4X-42108-BT	42 x 108	-	4,028	7,203	-	-
	STRU-4X-42120-BT	42 x 120	-	4,261	7,831	-	-
	STRU-4X-4884-BT	48 x 84	-	3,462	5,789	-	-
	STRU-4X-4896-BT	48 x 96	-	3,671	6,391	-	-
	STRU-4X-48108-BT	48 x 108	-	4,360	8,056	-	-
	STRU-4X-48120-BT	48 x 120	-	4,746	8,891	-	-

Structure 4X Options

DESCRIPTION	ADD-ON
2 Piece Tabletop Standard for sizes over 108"	-
1 Piece Tabletop for sizes up to 168"	586

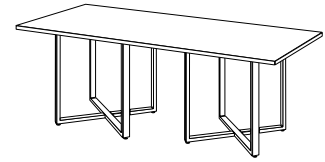
Accessories for Conference Tables

OPTION	DESCRIPTION	PRICE
Grommet	Round or Rectangle	Visit SpecialT.net
Power & Data Management	Burele, EZ Power, Interact G2, Cove, Oasis, Stafford, Villa, Qi Wireless Charger	
Wire Management	Loop Clips, Velcro Loop, Cable Grip, J-shape Wire Channel, Snap Wire Channel, Wire Trough, Wire Tray, 1" Wire Channel, Magnetic Channel, Adjustable Spine	
Chairs	Task, Stacking, Flipper, Sled	

*An Oversize Fee has been implemented by freight carriers for all LTL shipments for pallets 8' and over.
96"-108" - additional 250.00 | 109" -168" - additional 350.00 | Per custom pallet

CONFERENCE TABLES

Structure Cube

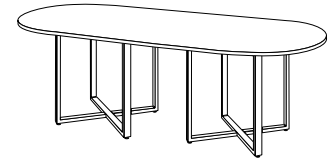


CONFIGURE & PRICE

	MODEL NUMBER	SIZE	TFL	HPL	WOOD VENEER	1-DAY	5-DAY
Rectangle	STRU-CU-3666-RT	36 x 66	-	2,198	3,712	-	2,417
	STRU-CU-3672-RT	36 x 72	-	2,321	4,000	-	2,556
	STRU-CU-3684-RT	36 x 84	-	2,611	4,508	-	2,871
	STRU-CU-3696-RT	36 x 96	-	2,720	4,913	-	2,992
	STRU-CU-36108-RT	36 x 108	-	3,091	6,274	-	-
	STRU-CU-36120-RT	36 x 120	-	3,391	6,915	-	-
	STRU-CU-4272-RT	42 x 72	-	2,713	4,550	-	-
	STRU-CU-4284-RT	42 x 84	-	3,171	5,235	-	-
	STRU-CU-4296-RT	42 x 96	-	3,381	5,777	-	-
	STRU-CU-42108-RT	42 x 108	-	3,735	7,116	-	-
	STRU-CU-42120-RT	42 x 120	-	3,815	7,586	-	-
	STRU-CU-4884-RT	48 x 84	-	3,480	5,905	-	-
	STRU-CU-4896-RT	48 x 96	-	3,663	6,466	-	-
	STRU-CU-48108-RT	48 x 108	-	4,036	7,874	-	-
	STRU-CU-48120-RT	48 x 120	-	4,329	8,606	-	-
	STRU-CU-6096-RT	60 x 96	-	3,670	7,086	-	-
	STRU-CU-60108-RT	60 x 108	-	3,973	8,467	-	-
	STRU-CU-60120-RT	60 x 120	-	4,265	9,294	-	-
Racetrack	STRU-CU-3666-RC	36 x 66	-	2,364	-	-	-
	STRU-CU-3672-RC	36 x 72	-	2,502	3,976	-	-
	STRU-CU-3684-RC	36 x 84	-	2,865	4,495	-	-
	STRU-CU-3696-RC	36 x 96	-	2,996	4,932	-	-
	STRU-CU-36108-RC	36 x 108	-	3,535	6,398	-	-
	STRU-CU-36120-RC	36 x 120	-	3,937	7,604	-	-
	STRU-CU-4272-RC	42 x 72	-	2,846	-	-	-
	STRU-CU-4284-RC	42 x 84	-	3,341	5,156	-	-
	STRU-CU-4296-RC	42 x 96	-	3,572	5,728	-	-
	STRU-CU-42108-RC	42 x 108	-	4,028	7,114	-	-
	STRU-CU-42120-RC	42 x 120	-	4,250	7,733	-	-
	STRU-CU-4884-RC	48 x 84	-	3,671	5,852	-	-
	STRU-CU-4896-RC	48 x 96	-	3,863	6,436	-	-
	STRU-CU-48108-RC	48 x 108	-	4,543	8,093	-	-
STRU-CU-48120-RC	48 x 120	-	4,906	8,905	-	-	

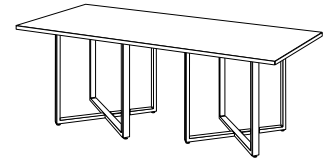
CONFERENCE TABLES
Structure Cube

CONFIGURE & PRICE



	MODEL NUMBER	SIZE	TFL	HPL	WOOD VENEER	1-DAY	5-DAY
Racetrack	STRU-CU-6096-RC	60 x 96	-	3,790	6,918	-	-
	STRU-CU-60108-RC	60 x 108	-	4,455	8,606	-	-
	STRU-CU-60120-RC	60 x 120	-	4,774	9,470	-	-
Boat Shape	STRU-CU-3672-BT	36 x 72	-	2,551	4,176	-	-
	STRU-CU-3684-BT	36 x 84	-	2,917	4,696	-	-
	STRU-CU-3696-BT	36 x 96	-	3,056	5,143	-	-
	STRU-CU-36108-BT	36 x 108	-	3,614	6,628	-	-
	STRU-CU-36120-BT	36 x 120	-	4,020	7,388	-	-
	STRU-CU-4272-BT	42 x 72	-	2,896	-	-	-
	STRU-CU-4284-BT	42 x 84	-	3,410	5,328	-	-
	STRU-CU-4296-BT	42 x 96	-	3,652	5,909	-	-
	STRU-CU-42108-BT	42 x 108	-	4,108	7,283	-	-
	STRU-CU-42120-BT	42 x 120	-	4,341	7,911	-	-
	STRU-CU-4884-BT	48 x 84	-	3,744	6,071	-	-
	STRU-CU-4896-BT	48 x 96	-	3,955	6,675	-	-
	STRU-CU-48108-BT	48 x 108	-	4,653	8,349	-	-
	STRU-CU-48120-BT	48 x 120	-	5,027	9,172	-	-
	STRU-CU-6096-BT	60 x 96	-	3,863	7,137	-	-
	STRU-CU-60108-BT	60 x 108	-	4,563	8,860	-	-
	STRU-CU-60120-BT	60 x 120	-	4,930	9,773	-	-
	Round	STRU-CU-42-RD	42"	1,527	1,697	2,659	-
STRU-CU-48-RD		48"	1,677	1,864	3,195	-	2,050
STRU-CU-54-RD		54"	1,951	2,166	3,680	-	2,384
STRU-CU-60-RD		60"	2,087	2,319	4,298	-	2,550
STRU-CU-72-RD		72"	-	3,474	6,182	-	3,821
Square	STRU-CU-4242-SQ	42 x 42	1,522	2,609	-	1,675	1,522
	STRU-CU-4848-SQ	48 x 48	1,776	3,271	-	1,953	1,775
	STRU-CU-5454-SQ	54 x 54	1,829	3,548	-	2,012	1,829
	STRU-CU-6060-SQ	60 x 60	1,945	4,164	-	2,140	1,945

CONFERENCE TABLES
Structure Cube



Structure Cube Options

DESCRIPTION	ADD-ON
2 Piece Tabletop Standard for sizes over 108"	-
1 Piece Tabletop for sizes up to 168"	586

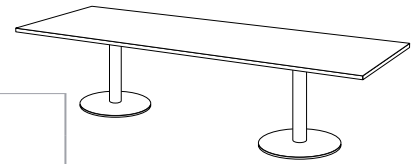
Accessories for Conference Tables

OPTION	DESCRIPTION	PRICE
Grommet	Round or Rectangle	Visit SpecialT.net
Power & Data Management	Burele, EZ Power, Interact G2, Cove, Oasis, Stafford, Villa, Qi Wireless Charger	
Wire Management	Loop Clips, Velcro Loop, Cable Grip, J-shape Wire Channel, Snap Wire Channel, Wire Trough, Wire Tray, 1" Wire Channel, Magnetic Channel, Adjustable Spine	
Chairs	Task, Stacking, Flipper, Sled	

*An Oversize Fee has been implemented by freight carriers for all LTL shipments for pallets 8' and over.
 96"-108" - additional 250.00 | 109" -168" - additional 350.00 | Per custom pallet

CONFERENCE TABLES

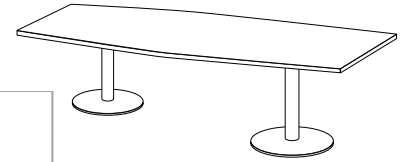
Venice



		CONFIGURE & PRICE					
	MODEL NUMBER	SIZE	TFL	HPL	WOOD VENEER	1-DAY	5-DAY
Rectangle	VNCE-3660-RT	36 x 60	-	2,099	3,524	-	-
	VNCE-3666-RT	36 x 66	-	2,210	3,724	-	-
	VNCE-3672-RT	36 x 72	-	2,260	3,939	-	-
	VNCE-3678-RT	36 x 78	-	2,430	4,200	-	-
	VNCE-3684-RT	36 x 84	-	2,547	4,444	-	-
	VNCE-3696-RT	36 x 96	-	2,655	4,848	-	-
	VNCE-36108-RT	36 x 108	-	3,879	7,062	-	-
	VNCE-36120-RT	36 x 120	-	4,142	7,666	-	-
	VNCE-36144-RT	36 x 144	-	6,786	10,838	-	-
	VNCE-4278-RT	42 x 78	-	2,085	4,010	-	-
	VNCE-4284-RT	42 x 84	-	2,372	4,436	-	-
	VNCE-4296-RT	42 x 96	-	2,563	4,959	-	-
	VNCE-42108-RT	42 x 102	-	3,087	6,468	-	-
	VNCE-42120-RT	42 x 120	-	3,314	7,085	-	-
	VNCE-42144-RT	42 x 144	-	5,705	10,050	-	-
Racetrack	VNCE-3660-RC	36 x 60	-	2,379	-	-	-
	VNCE-3666-RC	36 x 66	-	2,494	-	-	-
	VNCE-3672-RC	36 x 72	-	2,545	4,019	-	-
	VNCE-3678-RC	36 x 78	-	2,759	4,257	-	-
	VNCE-3684-RC	36 x 84	-	2,904	4,534	-	-
	VNCE-3696-RC	36 x 96	-	3,128	5,064	-	-
	VNCE-36108-RC	36 x 108	-	3,693	6,556	-	-
	VNCE-36120-RC	36 x 120	-	4,105	7,772	-	-
	VNCE-36144-RC	36 x 144	-	5,122	8,899	-	-
	VNCE-4278-RC	42 x 78	-	3,777	5,392	-	-
	VNCE-4284-RC	42 x 84	-	4,135	5,950	-	-
	VNCE-4296-RC	42 x 96	-	4,376	6,532	-	-
	VNCE-42108-RC	42 x 108	-	4,846	7,932	-	-
	VNCE-42120-RC	42 x 120	-	5,684	9,167	-	-
	VNCE-42144-RC	42 x 144	-	6,289	10,383	-	-

CONFERENCE TABLES

Venice

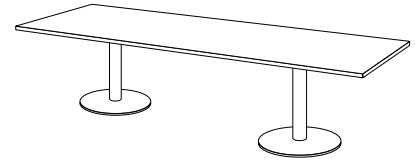


CONFIGURE & PRICE

	MODEL NUMBER	SIZE	TFL	HPL	WOOD VENEER	1-DAY	5-DAY
Boat Shape	VNCE-3660-BT	36 x 60	-	2,417	-	-	-
	VNCE-3666-BT	36 x 66	-	2,539	-	-	-
	VNCE-3672-BT	36 x 72	-	2,585	4,210	-	-
	VNCE-3684-BT	36 x 84	-	2,963	4,742	-	-
	VNCE-3696-BT	36 x 96	-	3,192	5,279	-	-
	VNCE-36108-BT	36 x 108	-	3,679	6,693	-	-
	VNCE-36120-BT	36 x 120	-	4,106	7,474	-	-
	VNCE-36144-BT	36 x 144	-	4,580	8,507	-	-
	VNCE-4278-BT	42 x 78	-	2,505	4,227	-	-
	VNCE-4284-BT	42 x 84	-	2,874	4,792	-	-
	VNCE-4296-BT	42 x 96	-	3,127	5,384	-	-
	VNCE-42108-BT	42 x 108	-	3,603	6,778	-	-
	VNCE-42120-BT	42 x 120	-	3,838	7,408	-	-
	VNCE-42144-BT	42 x 144	-	6,413	10,577	-	-
Oval	VNCE-3660-OV	36 x 60	-	2,535	-	-	-
	VNCE-3666-OV	36 x 66	-	2,671	-	-	-
	VNCE-3672-OV	36 x 72	-	2,813	4,347	-	-
	VNCE-3684-OV	36 x 84	-	3,146	4,837	-	-
	VNCE-3696-OV	36 x 96	-	3,390	5,390	-	-
	VNCE-36108-OV	36 x 108	-	3,909	6,833	-	-
	VNCE-36120-OV	36 x 120	-	4,386	7,668	-	-
	VNCE-36144-OV	36 x 144	-	4,911	8,759	-	-
	VNCE-4278-OV	42 x 78	-	2,682	4,342	-	-
	VNCE-4284-OV	42 x 84	-	3,101	4,959	-	-
	VNCE-4296-OV	42 x 96	-	3,380	5,584	-	-
	VNCE-42108-OV	42 x 108	-	3,879	7,008	-	-
	VNCE-42120-OV	42 x 120	-	4,142	7,673	-	-
	VNCE-42144-OV	42 x 144	-	6,786	10,931	-	-

CONFERENCE TABLES

Venice

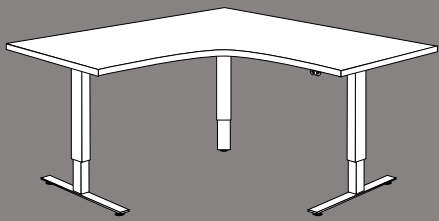


MODEL NUMBER	DESCRIPTION	ADD-ON	
		UP TO 120" LONG	144" LONG
-BH	Bar Height 42"	170	255
		UP TO 96" LONG	108" - 144" LONG
	2 Piece Tabletop Standard for sizes over 108"	-	-
	1 Piece Tabletop for sizes 108" to 168"	-	586

Accessories for Conference Tables

OPTION	DESCRIPTION	PRICE
Grommet	Round or Rectangle	Visit SpecialT.net
Power & Data Management	Burele, EZ Power, Interact G2, Cove, Oasis, Stafford, Villa, Qi Wireless Charger	
Wire Management	Loop Clips, Velcro Loop, Cable Grip, J-shape Wire Channel, Snap Wire Channel, Wire Trough, Wire Tray, 1" Wire Channel, Adjustable Spine	
Chairs	Task, Stacking, Flipper, Sled	

*An Oversize Fee has been implemented by freight carriers for all LTL shipments for pallets 8' and over.
96"-108" - additional 250.00 | 109" -168" - additional 350.00 | Per custom pallet




HEIGHT ADJUSTABLE TABLES

HEIGHT ADJUSTABLE

Liberty Electric Tables

Rectangle | 2-Legs | Two Stage



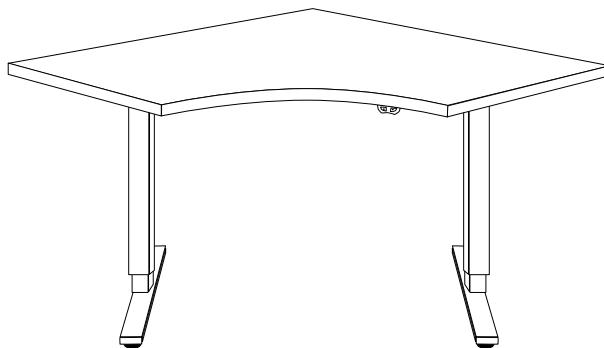
CONFIGURE & PRICE

MODEL NUMBER	SIZE	TFL	HPL	WOOD VENEER	1-DAY	5-DAY
LIB-2448	24x48	1,507	1,647	2,488	1,507	1,812
LIB-2454	24x54	1,559	1,712	2,620	-	1,884
LIB-2460	24x60	1,575	1,735	2,760	1,575	1,909
LIB-2466	24x66	1,639	1,793	2,886	-	1,974
LIB-2472	24x72	1,639	1,808	3,020	1,639	1,989
LIB-3048	30x48	1,575	1,707	2,813	-	1,878
LIB-3054	30x54	1,639	1,786	2,977	-	1,965
LIB-3060	30x60	1,654	1,808	3,157	1,654	1,989
LIB-3066	30x66	1,726	1,881	3,314	-	2,071
LIB-3072	30x72	1,735	1,896	3,486	1,735	2,086

HEIGHT ADJUSTABLE

Liberty Electric Tables

2-Legs | Two Stage




CONFIGURE & PRICE

SHAPE	MODEL NUMBER	SIZE	TFL	HPL	WOOD VENEER	1-DAY	5-DAY
Equal Corner	LIB-4224-EC	42 x 42 x 24	2,076	2,571	-	-	-
	LIB-4824-EC	48 x 48 x 24	2,110	2,626	-	-	-
Trapezoid	LIB-3060-TRA	30 x 60	1,830	2,283	3,297	-	-
	LIB-3072-TRA	30 x 72	1,956	2,320	3,504	-	-
Half-Round	LIB-3060-HRD	30 x 60	1,735	2,116	3,181	-	-
Crescent	LIB-2448-CRE	24 x 48 x 75	2,175	2,393	3,525	-	-
	LIB-2460-CRE	24 x 60 x 94	2,342	2,576	4,180	-	-
	LIB-3048-CRE	30 x 48 x 75	2,175	2,393	3,724	-	-
	LIB-3060-CRE	30 x 60 x 94	2,424	2,665	4,432	-	-

HEIGHT ADJUSTABLE

Liberty Electric Tables



Liberty Electric Options

ITEM	DESCRIPTION	ADD-ON
Handset	Standard Up/Down Switch (by default)	0
	Digital Display with Memory Preset	110
Base Option	2S - 2 Stage: 27" - 46" height range (by default)	0

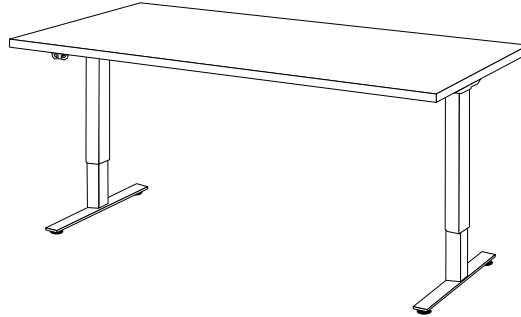
Accessories for Height Adjustable Tables

OPTION	DESCRIPTION	PRICE
Modesty Panels	PET, Perforated Steel, Frosted Acrylic	Visit SpecialT.net
Privacy Screens	PET, Frosted Acrylic, Clear Plexiglass	
Grommet	Round or Rectangle	
Power & Data Management	Burele, EZ Power, Ashley Duo Air, Cove, Dean, Nacre, Node, Mho B, Villa, Qi Wireless Charger	
Wire Management	Loop Clips, Velcro Loop, Cable Grip, J-shape Wire Channel, Snap Wire Channel, Wire Trough, Wire Tray, 1" Wire Channel, Magnetic Channel, Adjustable Spine	
Chairs	Task, Stacking, Flipper, Sled	
Monitor Arms	Single, Dual, Single Arm with Cross Bar	

HEIGHT ADJUSTABLE

Patriot Electric Tables

Rectangle | 2-Legs | Two Stage



CONFIGURE & PRICE

MODEL NUMBER	SIZE	TFL	HPL	WOOD VENEER	1-DAY	5-DAY
PATR-2448	24x48	1,965	2,184	3,025	1,891	2,403
PATR-2454	24x54	2,038	2,264	3,172	-	2,491
PATR-2460	24x60	2,063	2,293	3,318	2,000	2,523
PATR-2466	24x66	2,089	2,321	3,414	-	2,556
PATR-2472	24x72	2,103	2,337	3,549	2,043	2,571
PATR-2478	24x78	2,220	2,469	3,748	-	2,716
PATR-2484	24x84	2,331	2,590	3,961	-	2,849
PATR-3048	30x48	2,030	2,257	3,363	-	2,483
PATR-3054	30x54	2,097	2,330	3,521	-	2,563
PATR-3060	30x60	2,116	2,351	3,700	2,096	2,587
PATR-3066	30x66	2,156	2,396	3,829	-	2,635
PATR-3072	30x72	2,181	2,425	4,015	2,132	2,668
PATR-3078	30x78	2,413	2,681	4,359	-	2,950
PATR-3084	30x84	2,545	2,827	4,670	-	3,111

HEIGHT ADJUSTABLE

Patriot Electric Tables

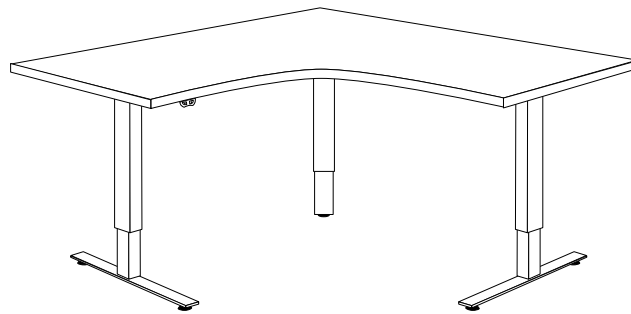
Equal Corner | 2-Legs | Two Stage



CONFIGURE & PRICE

MODEL NUMBER	SIZE	TFL	HPL	WOOD VENEER	1-DAY	5-DAY
PATR-4224-EC	42 x 42 x 24	2,313	2,571	-	-	-
PATR-4824-EC	48 x 48 x 24	2,363	2,626	-	-	-
PATR-4830-EC	48 x 48 x 30	2,178	2,420	-	-	-

Equal Corner | 3-Legs | Two Stage



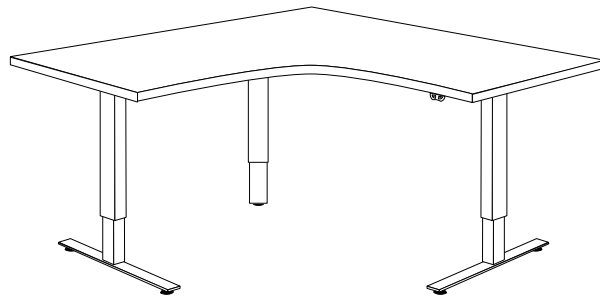
CONFIGURE & PRICE

MODEL NUMBER	SIZE	TFL	HPL	WOOD VENEER	1-DAY	5-DAY
PATR-6024-EC	60 x 60 x 24	3,434	3,814	-	-	-
PATR-6030-EC	60 x 60 x 30	3,597	3,997	-	-	-
PATR-6624-EC	66 x 66 x 24	3,696	4,107	-	-	-
PATR-6630-EC	66 x 66 x 30	3,842	4,267	-	-	-
PATR-7224-EC	72 x 72 x 24	3,875	4,304	-	-	-
PATR-7230-EC	72 x 72 x 30	3,960	4,399	-	-	-

HEIGHT ADJUSTABLE

Patriot Electric Tables

Extended Corner Right | 3-Legs | Two Stage



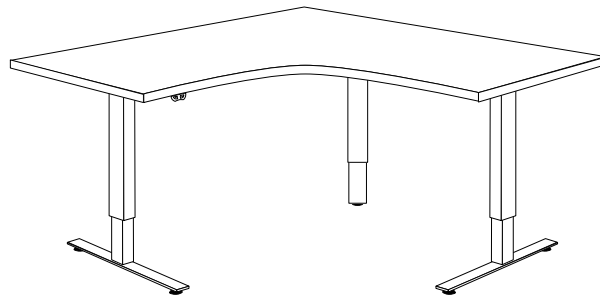
CONFIGURE & PRICE

MODEL NUMBER	SIZE	TFL	HPL	WOOD VENEER	1-DAY	5-DAY
PATR-603624-ECR	60 x 36 x 24	3,233	3,494	4,773	-	-
PATR-604224-ECR	60 x 42 x 24	3,264	3,529	5,011	-	-
PATR-723624-ECR	72 x 36 x 24	3,298	3,567	5,025	-	-
PATR-724224-ECR	72 x 42 x 24	3,462	3,749	5,495	-	-
PATR-603630-ECR	60 x 36 x 30	3,233	3,494	-	-	-
PATR-604230-ECR	60 x 42 x 30	3,264	3,529	5,035	-	-
PATR-723630-ECR	72 x 36 x 30	3,298	3,567	-	-	-
PATR-724230-ECR	72 x 42 x 30	3,462	3,749	5,524	-	-
PATR-604824-ECR	60 x 48 x 24	3,465	3,850	5,536	-	-
PATR-724824-ECR	72 x 48 x 24	3,795	4,216	6,146	-	-
PATR-726024-ECR	72 x 60 x 24	4,059	4,508	6,977	-	-
PATR-843624-ECR	84 x 36 x 24	4,092	4,546	-	-	-
PATR-844224-ECR	84 x 42 x 24	4,289	4,766	-	-	-
PATR-844824-ECR	84 x 48 x 24	4,322	4,801	7,043	-	-
PATR-846024-ECR	84 x 60 x 24	4,487	4,986	7,752	-	-
PATR-604830-ECR	60 x 48 x 30	3,465	3,850	5,562	-	-
PATR-724830-ECR	72 x 48 x 30	3,795	4,216	6,180	-	-
PATR-726030-ECR	72 x 60 x 30	4,059	4,508	7,016	-	-
PATR-843630-ECR	84 x 36 x 30	4,092	4,546	-	-	-
PATR-844230-ECR	84 x 42 x 30	4,289	4,766	-	-	-
PATR-844830-ECR	84 x 48 x 30	4,322	4,801	-	-	-
PATR-846030-ECR	84 x 60 x 30	4,487	4,986	7,752	-	-

HEIGHT ADJUSTABLE

Patriot Electric Tables

Extended Corner Right | 3-Legs | Two Stage



CONFIGURE & PRICE						
MODEL NUMBER	SIZE	TFL	HPL	WOOD VENEER	1-DAY	5-DAY
PATR-603624-ECL	60 x 36 x 24	3,233	3,494	4,773	-	-
PATR-604224-ECL	60 x 42 x 24	3,264	3,529	5,011	-	-
PATR-723624-ECL	72 x 36 x 24	3,298	3,567	5,025	-	-
PATR-724224-ECL	72 x 42 x 24	3,462	3,749	5,495	-	-
PATR-603630-ECL	60 x 36 x 30	3,233	3,494	-	-	-
PATR-604230-ECL	60 x 42 x 30	3,264	3,529	5,035	-	-
PATR-723630-ECL	72 x 36 x 30	3,298	3,567	-	-	-
PATR-724230-ECL	72 x 42 x 30	3,462	3,749	5,524	-	-
PATR-604824-ECL	60 x 48 x 24	3,465	3,850	5,536	-	-
PATR-724824-ECL	72 x 48 x 24	3,795	4,216	6,146	-	-
PATR-726024-ECL	72 x 60 x 24	4,059	4,508	6,977	-	-
PATR-843624-ECL	84 x 36 x 24	4,092	4,546	-	-	-
PATR-844224-ECL	84 x 42 x 24	4,289	4,766	-	-	-
PATR-844824-ECL	84 x 48 x 24	4,322	4,801	7,043	-	-
PATR-846024-ECL	84 x 60 x 24	4,487	4,986	7,752	-	-
PATR-604830-ECL	60 x 48 x 30	3,465	3,850	5,562	-	-
PATR-724830-ECL	72 x 48 x 30	3,795	4,216	6,180	-	-
PATR-726030-ECL	72 x 60 x 30	4,059	4,508	7,016	-	-
PATR-843630-ECL	84 x 36 x 30	4,092	4,546	-	-	-
PATR-844230-ECL	84 x 42 x 30	4,289	4,766	-	-	-
PATR-844830-ECL	84 x 48 x 30	4,322	4,801	-	-	-
PATR-846030-ECL	84 x 60 x 30	4,487	4,986	7,752	-	-

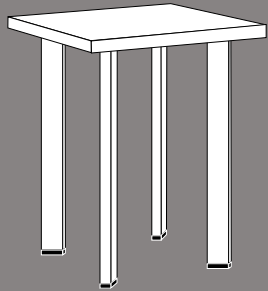
HEIGHT ADJUSTABLE

Patriot Electric Tables Options

ITEM	DESCRIPTION	ADD-ON	
		2-LEGS	3-LEGS
Base Option	2S - 2 Stage: 27" - 46" height range (by default)	-	
	3S - 3 Stage: 23" - 48" height range	138	153
Handset	Standard Up/Down Switch (by default)	-	
	Digital Display with Memory Preset	110	
PAT-C	Casters	146	

Accessories for Height Adjustable Tables

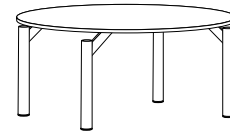
OPTION	DESCRIPTION	PRICE
Modesty Panels	PET, Perforated Steel, Frosted Acrylic	Visit SpecialT.net
Privacy Screens	PET, Frosted Acrylic, Clear Plexiglass	
Grommets	Round or Rectangle	
Power & Data Management	Burele, EZ Power, Ashley Duo Air, Cove, Dean, Nacre, Node, Mho B, Villa, Qi Wireless Charger	
Wire Management	Loop Clips, Velcro Loop, Cable Grip, J-shape Wire Channel, Snap Wire Channel, Wire Trough, Wire Tray, 1" Wire Channel, Magnetic Channel, Adjustable Spine	
Chairs	Task, Stacking, Flipper, Sled	
Monitor Arms	Single, Dual, Single Arm with Cross Bar	



OCCASIONAL TABLES





OCCASIONAL TABLES

Relax Series | RLX1



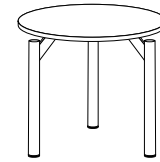
Coffee Table - 17" High

CONFIGURE & PRICE

SHAPE	MODEL NUMBER	SIZE	3MM EDGE	KNIFE EDGE
Round 	RLX1-30R-17	30"	1,243	1,491
	RLX1-36R-17	36"	1,369	1,642
	RLX1-42R-17	42"	1,594	1,913
	RLX1-48R-17	48"	1,647	1,976
Square 	RLX1-3030-17	30 x 30	1,207	1,449
	RLX1-3636-17	36 x 36	1,333	1,601
	RLX1-4242-17	42 x 42	1,559	1,871
	RLX1-4848-17	48 x 48	1,611	1,933
Rectangle 	RLX1-1830-17	18 x 30	908	1,090
	RLX1-1836-17	18 x 36	937	1,124
	RLX1-1842-17	18 x 42	995	1,195
	RLX1-2030-17	20 x 30	915	1,098
	RLX1-2036-17	20 x 36	951	1,141
	RLX1-2042-17	20 x 42	1,003	1,204
	RLX1-2436-17	24 x 36	981	1,177
	RLX1-2442-17	24 x 42	1,061	1,274
	RLX1-2448-17	24 x 48	1,069	1,283
Oval 	RLX1-2030-OV-17	20 x 30	1,243	1,491
	RLX1-2036-OV-17	20 x 36	1,273	1,529
	RLX1-2042-OV-17	20 x 42	1,302	1,562
	RLX1-2048-OV-17	20 x 48	1,333	1,601
	RLX1-2436-OV-17	24 x 36	1,311	1,572
	RLX1-2442-OV-17	24 x 42	1,339	1,608
	RLX1-2448-OV-17	24 x 48	1,369	1,642
	RLX1-3042-OV-17	30 x 42	1,399	1,680
	RLX1-3048-OV-17	30 x 48	1,428	1,713




OCCASIONAL TABLES

Relax Series | RLX1



End Table - 22" High

CONFIGURE & PRICE

SHAPE	MODEL NUMBER	SIZE	3MM EDGE LIST PRICE	KNIFE EDGE LIST PRICE
Round 	RLX1-16R-22	16"	937	1,124
	RLX1-18R-22	18"	965	1,159
	RLX1-20R-22	20"	995	1,195
	RLX1-24R-22	24"	1,025	1,229
Square 	RLX1-1616-22	16 x 16	900	1,080
	RLX1-1818-22	18 x 18	929	1,115
	RLX1-2020-22	20 x 20	960	1,152
	RLX1-2424-22	24 x 24	988	1,185
Rounded Triangle 	RLX1-18RTRI-22	18 x 18	995	1,195
	RLX1-20RTRI-22	20 x 20	1,025	1,229
	RLX1-24RTRI-22	24 x 24	1,054	1,265

RLX-1 Options

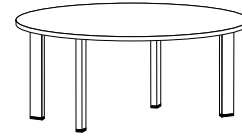
MODEL NO.	DESCRIPTION	Coffee Table - 17" Height Add On		End Table - 22" Height Add On	
-CA-RLX	Caster	Round, Square, Rectangle, Oval Tables	76	Square Table	76
				Round, Rounded Triangle Tables	57

Accessories for Occasional Tables

Power Management	Burele, Node, Nacre (2 Power only), Qi Wireless Charger	Visit SpecialT.net
Horizontal Wire Management	Loop Clips, Velcro Loop	





OCCASIONAL TABLES

Relax Series | RLX2

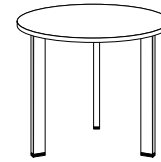


Coffee Table - 17" High

CONFIGURE & PRICE




SHAPE	MODEL NUMBER	SIZE	3MM EDGE	KNIFE EDGE
Round 	RLX2-0R-17	30"	1,207	1,455
	RLX2-36R-17	36"	1,333	1,606
	RLX2-42R-17	42"	1,559	1,878
	RLX2-48R-17	48"	1,611	1,940
Square 	RLX2-3030-17	30 x 30	1,171	1,413
	RLX2-3636-17	36 x 36	1,296	1,564
	RLX2-4242-17	42 x 42	1,522	1,834
	RLX2-4848-17	48 x 48	1,575	1,897
Rectangle 	RLX2-1830-17	18 x 30	886	1,068
	RLX2-1836-17	18 x 36	915	1,102
	RLX2-1842-17	18 x 42	981	1,181
	RLX2-2030-17	20 x 30	893	1,076
	RLX2-2036-17	20 x 36	937	1,127
	RLX2-2042-17	20 x 42	988	1,189
	RLX2-2436-17	24 x 36	960	1,156
	RLX2-2442-17	24 x 42	1,032	1,245
	RLX2-2448-17	24 x 48	1,047	1,261
Oval 	RLX2-2030-OV-17	20 x 30	1,207	1,455
	RLX2-2036-OV-17	20 x 36	1,238	1,494
	RLX2-2042-OV-17	20 x 42	1,267	1,527
	RLX2-2048-OV-17	20 x 48	1,296	1,564
	RLX2-2436-OV-17	24 x 36	1,273	1,534
	RLX2-2442-OV-17	24 x 42	1,302	1,571
	RLX2-2448-OV-17	24 x 48	1,333	1,606
	RLX2-3042-OV-17	30 x 42	1,361	1,642
	RLX2-3048-OV-17	30 x 48	1,390	1,675

OCCASIONAL TABLES
Relax Series | RLX2



End Table - 22" High

CONFIGURE & PRICE

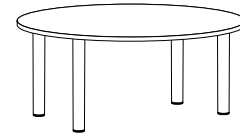
SHAPE	MODEL NUMBER	SIZE	3MM EDGE LIST PRICE	KNIFE EDGE LIST PRICE
Round 	RLX2-16R-22	16"	900	1,087
	RLX2-18R-22	18"	929	1,123
	RLX2-20R-22	20"	960	1,160
	RLX2-24R-22	24"	988	1,192
Square 	RLX2-1616-22	16 x 16	863	1,043
	RLX2-1818-22	18 x 18	893	1,079
	RLX2-2020-22	20 x 20	922	1,114
	RLX2-2424-22	24 x 24	951	1,148
Rounded Triangle 	RLX2-18RTRI-22	18 x 18	965	1,165
	RLX2-20RTRI-22	20 x 20	995	1,199
	RLX2-24RTRI-22	24 x 24	1,025	1,236

Accessories for Occasional Tables

Power Management	Burele, Node, Nacre (2 Power only), Qi Wireless Charger	Visit SpecialT.net
Horizontal Wire Management	Loop Clips, Velcro Loop	





OCCASIONAL TABLES

Relax Series | RLX3

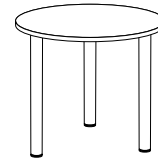


Coffee Table - 17" High

CONFIGURE & PRICE




SHAPE	MODEL NUMBER	SIZE	3MM EDGE	KNIFE EDGE
Round 	RLX3-30R-17	30"	988	1,236
	RLX3-36R-17	36"	1,083	1,356
	RLX3-42R-17	42"	1,193	1,512
	RLX3-48R-17	48"	1,317	1,646
Square 	RLX3-3030-17	30 x 30	951	1,193
	RLX3-3636-17	36 x 36	1,047	1,315
	RLX3-4242-17	42 x 42	1,155	1,467
	RLX3-4848-17	48 x 48	1,281	1,603
Rectangle 	RLX3-1830-17	18 x 30	761	943
	RLX3-1836-17	18 x 36	790	977
	RLX3-1842-17	18 x 42	819	1,019
	RLX3-2030-17	20 x 30	768	951
	RLX3-2036-17	20 x 36	799	989
	RLX3-2042-17	20 x 42	828	1,029
	RLX3-2436-17	24 x 36	893	1,089
	RLX3-2442-17	24 x 42	922	1,135
	RLX3-2448-17	24 x 48	951	1,165
Oval 	RLX3-2030-OV-17	20 x 30	1,097	1,345
	RLX3-2036-OV-17	20 x 36	1,127	1,383
	RLX3-2042-OV-17	20 x 42	1,155	1,415
	RLX3-2048-OV-17	20 x 48	1,186	1,454
	RLX3-2436-OV-17	24 x 36	1,164	1,425
	RLX3-2442-OV-17	24 x 42	1,193	1,462
	RLX3-2448-OV-17	24 x 48	1,223	1,496
	RLX3-3042-OV-17	30 x 42	1,252	1,533
	RLX3-3048-OV-17	30 x 48	1,281	1,566

OCCASIONAL TABLES
Relax Series | RLX3



End Table - 22" High

CONFIGURE & PRICE

SHAPE	MODEL NUMBER	SIZE	3MM EDGE LIST PRICE	KNIFE EDGE LIST PRICE
Round 	RLX3-16R-22	16"	790	977
	RLX3-18R-22	18"	819	1,013
	RLX3-20R-22	20"	849	1,049
	RLX3-24R-22	24"	878	1,082
Square 	RLX3-1616-22	16 x 16	754	934
	RLX3-1818-22	18 x 18	783	969
	RLX3-2020-22	20 x 20	813	1,005
	RLX3-2424-22	24 x 24	842	1,039
Rounded Triangle 	RLX3-18RTRI-22	18 x 18	805	1,005
	RLX3-20RTRI-22	20 x 20	833	1,037
	RLX3-24RTRI-22	24 x 24	863	1,074

RLX-3 Options

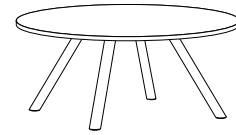
MODEL NO.	DESCRIPTION	Coffee Table - 17" Height Add On		End Table - 22" Height Add On	
-CA-RLX	Caster	Round, Square, Rectangle, Oval Tables	76	Square Table	76
				Round, Rounded Triangle Tables	57

Accessories for Occasional Tables

Power Management	Burele, Node, Nacre (2 Power only), Qi Wireless Charger	Visit SpecialT.net
Horizontal Wire Management	Loop Clips, Velcro Loop	





OCCASIONAL TABLES

Relax Series | RLX4




Coffee Table - 17" High

CONFIGURE & PRICE

SHAPE	MODEL NUMBER	SIZE	3MM EDGE	KNIFE EDGE
Round 	RLX4-30R-17	30"	1,025	1,273
	RLX4-36R-17	36"	1,120	1,393
	RLX4-42R-17	42"	1,229	1,548
	RLX4-48R-17	48"	1,353	1,682
Square 	RLX4-3030-17	30 x 30	988	1,230
	RLX4-3636-17	36 x 36	1,083	1,351
	RLX4-4242-17	42 x 42	1,193	1,505
	RLX4-4848-17	48 x 48	1,317	1,639
Rectangle 	RLX4-1830-17	18 x 30	799	981
	RLX4-1836-17	18 x 36	828	1,015
	RLX4-1842-17	18 x 42	856	1,056
	RLX4-2030-17	20 x 30	805	988
	RLX4-2036-17	20 x 36	833	1,023
	RLX4-2042-17	20 x 42	863	1,064
	RLX4-2436-17	24 x 36	929	1,125
	RLX4-2442-17	24 x 42	960	1,173
	RLX4-2448-17	24 x 48	988	1,202
Oval 	RLX4-2030-OV-17	20 x 30	1,135	1,383
	RLX4-2036-OV-17	20 x 36	1,164	1,420
	RLX4-2042-OV-17	20 x 42	1,193	1,453
	RLX4-2048-OV-17	20 x 48	1,223	1,491
	RLX4-2436-OV-17	24 x 36	1,201	1,462
	RLX4-2442-OV-17	24 x 42	1,229	1,498
	RLX4-2448-OV-17	24 x 48	1,259	1,532
	RLX4-3042-OV-17	30 x 42	1,287	1,568
	RLX4-3048-OV-17	30 x 48	1,317	1,602




OCCASIONAL TABLES

Relax Series | RLX4



End Table - 22" High

CONFIGURE & PRICE


SHAPE	MODEL NUMBER	SIZE	3MM EDGE LIST PRICE	KNIFE EDGE LIST PRICE
Round 	RLX4-24R-22	24"	915	1,119
Square 	RLX4-1616-22	16 x 16	790	970
	RLX4-1818-22	18 x 18	819	1,005
	RLX4-2020-22	20 x 20	849	1,041
	RLX4-2424-22	24 x 24	878	1,075
Rounded Triangle 	RLX4-24RTRI-22	24 x 24	900	1,111

RLX-4 Options

MODEL NO.	DESCRIPTION	Coffee Table - 17" Height Add On		End Table - 22" Height Add On	
-CA-RLX	Caster	Round, Square, Rectangle, Oval Tables	76	Square Table	76
				Round, Rounded Triangle Tables	57

Accessories for Occasional Tables

Power Management	Burele, Node, Nacre (2 Power only), Qi Wireless Charger	Visit SpecialT.net
Horizontal Wire Management	Loop Clips, Velcro Loop	








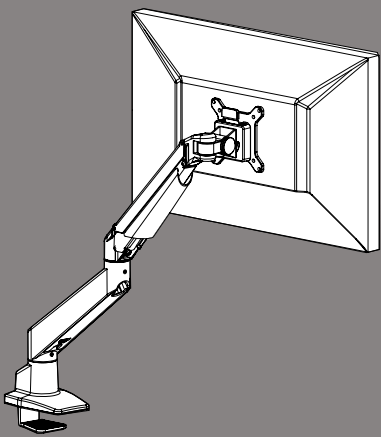
CHAIRS

ACCESSORIES

Chairs




	MODEL NUMBER	DESCRIPTION	BASE PRICE	OPTIONS	DESCRIPTION	ADD-ON			
TASK									
	CH-TASK	Task chair, standard height, black or gray with arms and casters	758	SEAT & BACK COLORS	COLOR Black Onyx is the stock color. Apple, Aqua, Cloud, Crimson, Dove, Electric Blue, Latte, Lemon, Tangerine, extended time applies	0			
STACK									
	CH-STACK	Stacking chair, standard height, black/silver, with arms	565						
FLIPPER									
	CH-FLIP	Flipper Chair, standard height, black/silver, with arms, with casters	673						
SLED									
SLED STANDARD HEIGHT									
	CH-SLED	Sled chair, standard height black/silver, no glides	303	SLED CHAIRS	CH-GLIDE-PL CH-GLIDE-FELT	27 42			
SLED BAR HEIGHT									
	CH-SLED-BH	Sled chair, bar height black/silver, no glides	555	SLED CHAIRS	SEAT BACK COLOR Black Swan is the stock color, Crimson Red, Federal Blue, Dove Gray, Cloud, Lagoon, Latte, Azure Blue, Tangerine Orange, Apple Green, Lemon Yellow, White Whisper, extended lead time applies	0			



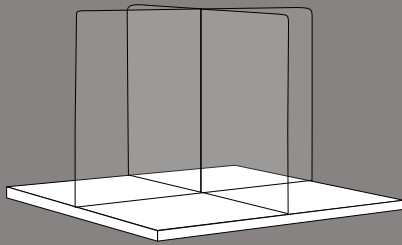
ADJUSTABLE MONITOR ARMS

ACCESSORIES

Adjustable Monitor Arms










	MODEL NUMBER	DESCRIPTION	BASE PRICE
SINGLE FOR ONE MONITOR			
	MA-S1-A1	Adjustable monitor arm, single, metallic silver	402
DUAL FOR TWO MONITORS			
	MA-S1-A2	Adjustable monitor arm, dual, metallic silver	708
SINGLE WITH CROSS BAR FOR TWO MONITORS			
	MA-S1-X2	Adjustable monitor arm, cross bar with MA-S1-A1, metallic silver	574



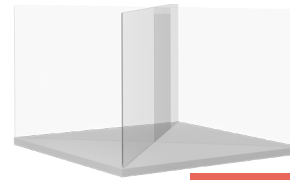
SAFE-T SCREENS & BARRIERS





Clear Plexiglass X-Shape Screens Side to Side Placement


[CONFIGURE & PRICE](#)

X-SHAPE SCREEN SIDE TO SIDE PLACEMENT	MODEL NUMBER	DESCRIPTION	DIMENSIONS H X L X W	LIST PRICE
	PLEX-X243636	X-Shape Safe-T Screens (2) 24"H x 36"L x 0.25"D Clear Plexiglass for 36" Tables, Side to Side Placement	24" x 36" x 36" x 0.25"	336
	PLEX-X244242	X-Shape Safe-T Screens (2) 24"H x 42"L x 0.25"D Clear Plexiglass for 42" Tables, Side to Side Placement	24" x 42" x 42" x 0.25"	381
	PLEX-X244848	X-Shape Safe-T Screens (2) 24"H x 48"L x 0.25"D Clear Plexiglass for 48" Tables, Side to Side Placement	24" x 48" x 48" x 0.25"	442
	PLEX-X246060	X-Shape Safe-T Screens (2) 24"H x 60"L x 0.25"D Clear Plexiglass for 60" Tables, Side to Side Placement	24" x 60" x 60" x 0.25"	623
	PLEX-X242472	X-Shape Safe-T Screens (1) 24"H x 72"L x 0.25"W and (2) 24"H x 23.5"L x 0.25"W Clear Plexiglass for 24" x 72" Tables	24" x 23.5" x 71.5" x 0.25"	676
	PLEX-X243072	X-Shape Safe-T Screens (1) 24"H x 72"L x 0.25"W and (2) 24"H x 29.5"L x 0.25"W Clear Plexiglass for 30" x 72" Tables	24" x 29.5" x 71.5" x 0.25"	730
Other Options	PSCON-24	24"H Vertical Screen Connector		30
	ST-T-2	2" Long Desktop T-Mounts with Double Sided Tape		25

Clear Plexiglass X-Shape Screens Diagonal Placement


[CONFIGURE & PRICE](#)

X-SHAPE SCREEN DIAGONAL PLACEMENT	MODEL NUMBER	DESCRIPTION	DIMENSIONS H X L X W	LIST PRICE
	PLEX-X245151-DP	X-Shape Safe-T Screens (2) 24"H x 51"L x 0.25"D Clear Plexiglass for 36" x 36" Square Tables, Diagonal Placement	24" x 51" x 51" x 0.25"	505
	PLEX-X246060-DP	X-Shape Safe-T Screens (2) 24"H x 60"L x 0.25"D Clear Plexiglass for 42" x 42" Square Tables, Diagonal Placement	24" x 60" x 60" x 0.25"	623
	PLEX-X246868-DP	X-Shape Safe-T Screens (2) 24"H x 68"L x 0.25"D Clear Plexiglass for 48" x 48" Square Tables, Diagonal Placement	24" x 68" x 68" x 0.25"	659
	PLEX-X248585-DP	X-Shape Safe-T Screens (2) 24"H x 85"L x 0.25"D Clear Plexiglass for 60" x 60" Square Tables, Diagonal Placement	24" x 85" x 85" x 0.25"	719
Other Options	PSCON-24	24"H Vertical Screen Connector		30
	ST-T-2	2" Long Desktop T-Mounts with Double Sided Tape		25

SAFE-T SCREENS & BARRIERS
Clear Plexiglass Screens



SELF STANDING SCREEN	MODEL NUMBER	DESCRIPTION	DIMENSIONS H X L X W	LIST PRICE
Floor-Standing Safe-T Mobile Divider			CONFIGURE & PRICE	
	ST-RLFRM-3475	Floor-Standing Safe-T Mobile Divider, 34"W x 75"H, Metal frame; Cast Acrylic Screen; Locking Casters; Pre-assembled	34" x 75"	783
	ST-RLFRM-4375	Floor-Standing Safe-T Mobile Divider, 43"W x 75"H, Metal frame; Cast Acrylic Screen; Locking Casters; Pre-assembled	43" x 75"	932
Executive Folding Safe-T Screen			CONFIGURE & PRICE	
	ST-EXE-242412	Executive Folding Safe-T Screen with Metal Hinges; Cast Acrylic; Front Panel 24" x 24"; 2 Side Panels 24" x 12"; Pre-assembled	24" x 48"	464
Safe-T Transaction Screen with Metal Supports			CONFIGURE & PRICE	
	ST-TS-3640	Safe-T Transaction Screen, includes a 36"H X 40"W screen with a 6" X 18" Passthrough Window, and 2 Metal Supports	40" x 36"	719

SAFE-T SCREENS & BARRIERS
Clear Plexiglass Screens



Worksurface and Cubicle Screens - Permanent Attachment

CONFIGURE & PRICE

HARDWARE	MODEL NUMBER		DESCRIPTION	DIMENSIONS H X L X W	LIST PRICE
	SIDE SCREENS	PLEX1424-PS-BR	Clear Plexiglass Screen with Permanent Attachment Brackets	14" x 23.5" x 0.25"	162
		PLEX1430-PS-BR		14" x 29.5" x 0.25"	173
	FRONT SCREENS	PLEX1436-PS-BR		14" x 36" x 0.25"	203
		PLEX1442-PS-BR		14" x 42" x 0.25"	227
		PLEX1448-PS-BR		14" x 48" x 0.25"	231
		PLEX1460-PS-BR		14" x 60" x 0.25"	294
		PLEX1472-PS-BR		14" x 72" x 0.25"	329
	SIDE SCREENS	PLEX2424-PS-BR		24" x 23.5" x 0.25"	208
		PLEX2430-PS-BR		24" x 29.5" x 0.25"	237
	FRONT SCREENS	PLEX2436-PS-BR		24" x 36" x 0.25"	275
		PLEX2442-PS-BR		24" x 42" x 0.25"	344
		PLEX2448-PS-BR		24" x 48" x 0.25"	358
		PLEX2460-PS-BR		24" x 60" x 0.25"	415
		PLEX2472-PS-BR		24" x 72" x 0.25"	473
	SIDE SCREENS	PLEX3024-PS-BR		30" x 23.5" x 0.25"	393
		PLEX3030-PS-BR		30" x 29.5" x 0.25"	434
	FRONT SCREENS	PLEX3036-PS-BR		30" x 36" x 0.25"	536
		PLEX3042-PS-BR		30" x 42" x 0.25"	578
		PLEX3048-PS-BR		30" x 48" x 0.25"	620
		PLEX3060-PS-BR		30" x 60" x 0.25"	763
PLEX3072-PS-BR		30" x 72" x 0.25"	845		
Other Options	TOP ALIGNMENT BRACKETS				
	PLEX-BR-AL-S	180° Aluminum Screen Bracket	4		
	PLEX-BR-AL-L	90° "L" Aluminum Screen Bracket	6		
	PLEX-BR-AL-T	"T" Aluminum Screen Bracket	7		
	PLEX-BR-AL-X	"X" Aluminum Screen Bracket	9		

Note: Top Alignment Brackets maintain alignment and add stability to Clear Plexiglass, Frosted Acrylic, and Polycarbonate screens. Brackets feature 2-way, 3-way, or 4-way connections and are paired based on project requirements.

SAFE-T SCREENS & BARRIERS
Clear Plexiglass Screens



Free-Standing or Permanent Attachment Screens

CONFIGURE & PRICE

HARDWARE	MODEL NUMBER		DESCRIPTION	DIMENSIONS H X L X W	LIST PRICE
	SIDE SCREENS	PLEX1424-PS-TMB	Clear Plexiglass Screen with Permanent Attachment or Optional Double-Sided Tape	14" x 23.5" x 0.25"	188
		PLEX1430-PS-TMB		14" x 29.5" x 0.25"	199
	FRONT SCREENS	PLEX1436-PS-TMB		14" x 36" x 0.25"	229
		PLEX1442-PS-TMB		14" x 42" x 0.25"	253
		PLEX1448-PS-TMB		14" x 48" x 0.25"	257
		PLEX1460-PS-TMB		14" x 60" x 0.25"	333
		PLEX1472-PS-TMB		14" x 72" x 0.25"	368
	SIDE SCREENS	PLEX2424-PS-TMB		24" x 23.5" x 0.25"	234
		PLEX2430-PS-TMB		24" x 29.5" x 0.25"	263
	FRONT SCREENS	PLEX2436-PS-TMB		24" x 36" x 0.25"	301
		PLEX2442-PS-TMB		24" x 42" x 0.25"	383
		PLEX2448-PS-TMB		24" x 48" x 0.25"	397
		PLEX2460-PS-TMB		24" x 60" x 0.25"	454
		PLEX2472-PS-TMB		24" x 72" x 0.25"	512
	SIDE SCREENS	PLEX3024-PS-TMB		30" x 23.5" x 0.25"	419
		PLEX3030-PS-TMB		30" x 29.5" x 0.25"	460
	FRONT SCREENS	PLEX3036-PS-TMB		30" x 36" x 0.25"	575
		PLEX3042-PS-TMB		30" x 42" x 0.25"	617
		PLEX3048-PS-TMB		30" x 48" x 0.25"	659
		PLEX3060-PS-TMB		30" x 60" x 0.25"	815
PLEX3072-PS-TMB		30" x 72" x 0.25"	897		
Other Options	TAPE		Heavy-Duty Double-Sided Tape		18
	TOP ALIGNMENT BRACKETS				
	PLEX-BR-AL-S		180° Aluminum Screen Bracket		4
	PLEX-BR-AL-L		90° "L" Aluminum Screen Bracket		6
	PLEX-BR-AL-T		"T" Aluminum Screen Bracket		7
	PLEX-BR-AL-X		"X" Aluminum Screen Bracket		9

Note: Top Alignment Brackets maintain alignment and add stability to Clear Plexiglass, Frosted Acrylic, and Polycarbonate screens. Brackets feature 2-way, 3-way, or 4-way connections and are paired based on project requirements.

SAFE-T SCREENS & BARRIERS
Clear Plexiglass Screens



Worksurface Screens with Removable C-Clamp

CONFIGURE & PRICE

HARDWARE	MODEL NUMBER	DESCRIPTION	DIMENSIONS H X L X W	LIST PRICE	
	SIDE SCREENS	PLEX1424-PS-C-BR	Clear Plexiglass Screen with C-Clamp Attachment	14" x 23.5" x 0.25"	283
		PLEX1430-PS-C-BR		14" x 29.5" x 0.25"	294
	FRONT SCREENS	PLEX1436-PS-C-BR		14" x 36" x 0.25"	324
		PLEX1442-PS-C-BR		14" x 42" x 0.25"	348
		PLEX1448-PS-C-BR		14" x 48" x 0.25"	352
		PLEX1460-PS-C-BR		14" x 60" x 0.25"	415
		PLEX1472-PS-C-BR		14" x 72" x 0.25"	450
	SIDE SCREENS	PLEX2424-PS-C-BR		24" x 23.5" x 0.25"	329
		PLEX2430-PS-C-BR		24" x 29.5" x 0.25"	358
	FRONT SCREENS	PLEX2436-PS-C-BR		24" x 36" x 0.25"	396
		PLEX2442-PS-C-BR		24" x 42" x 0.25"	465
		PLEX2448-PS-C-BR		24" x 48" x 0.25"	479
		PLEX2460-PS-C-BR		24" x 60" x 0.25"	536
		PLEX2472-PS-C-BR		24" x 72" x 0.25"	594
	SIDE SCREENS	PLEX3024-PS-C-BR		30" x 23.5" x 0.25"	514
		PLEX3030-PS-C-BR		30" x 29.5" x 0.25"	555
	FRONT SCREENS	PLEX3036-PS-C-BR		30" x 36" x 0.25"	657
		PLEX3042-PS-C-BR		30" x 42" x 0.25"	699
		PLEX3048-PS-C-BR		30" x 48" x 0.25"	741
		PLEX3060-PS-C-BR		30" x 60" x 0.25"	884
PLEX3072-PS-C-BR		30" x 72" x 0.25"	966		
Other Options	TOP ALIGNMENT BRACKETS				
	PLEX-BR-AL-S	180° Aluminum Screen Bracket	4		
	PLEX-BR-AL-L	90° "L" Aluminum Screen Bracket	6		
	PLEX-BR-AL-T	"T" Aluminum Screen Bracket	7		
	PLEX-BR-AL-X	"X" Aluminum Screen Bracket	9		



Note: Top Alignment Brackets maintain alignment and add stability to Clear Plexiglass, Frosted Acrylic, and Polycarbonate screens. Brackets feature 2-way, 3-way, or 4-way connections and are paired based on project requirements.

SAFE-T SCREENS & BARRIERS
Clear Plexiglass Screens



Free-Standing Screens for Worksurfaces and Cubicles

CONFIGURE & PRICE

HARDWARE	MODEL NUMBER	DESCRIPTION	DIMENSIONS H X L X W	LIST PRICE	
	SIDE SCREENS	PLEX1424-PS-FOOT	Clear Plexiglass Screen with Free-Standing Foot	14" x 23.5" x 0.25"	283
		PLEX1430-PS-FOOT		14" x 29.5" x 0.25"	294
	FRONT SCREENS	PLEX1436-PS-FOOT		14" x 36" x 0.25"	324
		PLEX1442-PS-FOOT		14" x 42" x 0.25"	348
		PLEX1448-PS-FOOT		14" x 48" x 0.25"	352
		PLEX1460-PS-FOOT		14" x 60" x 0.25"	415
		PLEX1472-PS-FOOT		14" x 72" x 0.25"	450
	SIDE SCREENS	PLEX2424-PS-FOOT		24" x 23.5" x 0.25"	329
		PLEX2430-PS-FOOT		24" x 29.5" x 0.25"	358
	FRONT SCREENS	PLEX2436-PS-FOOT		24" x 36" x 0.25"	396
		PLEX2442-PS-FOOT		24" x 42" x 0.25"	465
		PLEX2448-PS-FOOT		24" x 48" x 0.25"	479
		PLEX2460-PS-FOOT		24" x 60" x 0.25"	536
		PLEX2472-PS-FOOT		24" x 72" x 0.25"	594
	SIDE SCREENS	PLEX3024-PS-FOOT		30" x 23.5" x 0.25"	514
		PLEX3030-PS-FOOT		30" x 29.5" x 0.25"	555
	FRONT SCREENS	PLEX3036-PS-FOOT		30" x 36" x 0.25"	657
		PLEX3042-PS-FOOT		30" x 42" x 0.25"	699
		PLEX3048-PS-FOOT		30" x 48" x 0.25"	741
		PLEX3060-PS-FOOT		30" x 60" x 0.25"	884
PLEX3072-PS-FOOT		30" x 72" x 0.25"	966		
Other Options	MAGNETS	Magnets		91	
	TAPE	Heavy-Duty Double-Sided Tape		18	
	TOP ALIGNMENT BRACKETS				
	PLEX-BR-AL-S	180° Aluminum Screen Bracket		4	
	PLEX-BR-AL-L	90° "L" Aluminum Screen Bracket		6	
	PLEX-BR-AL-T	"T" Aluminum Screen Bracket		7	
	PLEX-BR-AL-X	"X" Aluminum Screen Bracket		9	

Note: Top Alignment Brackets maintain alignment and add stability to Clear Plexiglass, Frosted Acrylic, and Polycarbonate screens. Brackets feature 2-way, 3-way, or 4-way connections and are paired based on project requirements.

Worksurface Screens with Permanent Attachment and Free-Standing Screens can be used to extend cubicle panel height. Use strong magnets, or heavy-duty double-sided tape to avoid cubicle cap damage.

SAFE-T SCREENS & BARRIERS
Clear Plexiglass Screens



CONFIGURE & PRICE

Screens for Cubicle Panels with U-Brackets

HARDWARE	MODEL NUMBER	DESCRIPTION	DIMENSIONS H X L X W	LIST PRICE
	SIDE SCREENS	PLEX1424-PS-U-BR	14" x 23.5" x 0.25"	374
		PLEX1430-PS-U-BR	14" x 29.5" x 0.25"	385
	FRONT SCREENS	PLEX1436-PS-U-BR	14" x 36" x 0.25"	415
		PLEX1442-PS-U-BR	14" x 42" x 0.25"	439
		PLEX1448-PS-U-BR	14" x 48" x 0.25"	443
		PLEX1460-PS-U-BR	14" x 60" x 0.25"	506
		PLEX1472-PS-U-BR	14" x 72" x 0.25"	541
	SIDE SCREENS	PLEX2424-PS-U-BR	24" x 23.5" x 0.25"	420
		PLEX2430-PS-U-BR	24" x 29.5" x 0.25"	449
	FRONT SCREENS	PLEX2436-PS-U-BR	24" x 36" x 0.25"	487
		PLEX2442-PS-U-BR	24" x 42" x 0.25"	556
		PLEX2448-PS-U-BR	24" x 48" x 0.25"	570
		PLEX2460-PS-U-BR	24" x 60" x 0.25"	627
		PLEX2472-PS-U-BR	24" x 72" x 0.25"	685
	SIDE SCREENS	PLEX3024-PS-U-BR	30" x 23.5" x 0.25"	605
		PLEX3030-PS-U-BR	30" x 29.5" x 0.25"	646
	FRONT SCREENS	PLEX3036-PS-U-BR	30" x 36" x 0.25"	748
		PLEX3042-PS-U-BR	30" x 42" x 0.25"	790
		PLEX3048-PS-U-BR	30" x 48" x 0.25"	832
		PLEX3060-PS-U-BR	30" x 60" x 0.25"	975
PLEX3072-PS-U-BR		30" x 72" x 0.25"	1,057	
Other Options	U-BR-XL	Up-charge for Extra Large U-Brackets for 2.75" - 4.75" Wide Panels		242
	TOP ALIGNMENT BRACKETS			
	PLEX-BR-AL-S	180° Aluminum Screen Bracket		4
	PLEX-BR-AL-L	90° "L" Aluminum Screen Bracket		6
	PLEX-BR-AL-T	"T" Aluminum Screen Bracket		7
	PLEX-BR-AL-X	"X" Aluminum Screen Bracket		9

Note: Top Alignment Brackets maintain alignment and add stability to Clear Plexiglass, Frosted Acrylic, and Polycarbonate screens. Brackets feature 2-way, 3-way, or 4-way connections and are paired based on project requirements.

SAFE-T SCREENS & BARRIERS
Frosted Acrylic Screens



Worksurface and Cubicle Screens - Permanent Attachment

CONFIGURE & PRICE

HARDWARE	MODEL NUMBER	DESCRIPTION	DIMENSIONS H x L x W	LIST PRICE
	SIDE SCREENS	AP1424-PS-BR	14" x 20.5" x 0.25"	207
		AP1430-PS-BR	14" x 26.5" x 0.25"	207
	FRONT SCREENS	AP1448-PS-BR	14" x 48" x 0.25"	400
		AP1460-PS-BR	14" x 60" x 0.25"	466
		AP1472-PS-BR	14" x 72" x 0.25"	533
	SIDE SCREENS	AP2424-PS-BR	24" x 20.5" x 0.25"	275
		AP2430-PS-BR	24" x 26.5" x 0.25"	337
	FRONT SCREENS	AP2448-PS-BR	24" x 48" x 0.25"	528
		AP2460-PS-BR	24" x 60" x 0.25"	652
		AP2472-PS-BR	24" x 72" x 0.25"	776
	SIDE SCREENS	AP3024-PS-BR	30" x 20.5" x 0.25"	632
		AP3030-PS-BR	30" x 26.5" x 0.25"	747
	FRONT SCREENS	AP3036-PS-BR	30" x 36" x 0.25"	894
		AP3042-PS-BR	30" x 42" x 0.25"	1,010
		AP3048-PS-BR	30" x 48" x 0.25"	1,127
		AP3060-PS-BR	30" x 60" x 0.25"	1,389
AP3072-PS-BR		30" x 72" x 0.25"	1,622	
Other Options		TOP ALIGNMENT BRACKETS		
	PLEX-BR-AL-S	180° Aluminum Screen Bracket		4
	PLEX-BR-AL-L	90° "L" Aluminum Screen Bracket		6
	PLEX-BR-AL-T	"T" Aluminum Screen Bracket		7
	PLEX-BR-AL-X	"X" Aluminum Screen Bracket		9

Note: Top Alignment Brackets maintain alignment and add stability to Clear Plexiglass, Frosted Acrylic, and Polycarbonate screens. Brackets feature 2-way, 3-way, or 4-way connections and are paired based on project requirements.

SAFE-T SCREENS & BARRIERS
Frosted Acrylic Screens



[CONFIGURE & PRICE](#)

Free-Standing or Permanent Attachment Screens

HARDWARE	MODEL NUMBER	DESCRIPTION	DIMENSIONS H x L x W	LIST PRICE
	SIDE SCREENS	AP1424-PS-TMB	14" x 20.5" x 0.25"	233
		AP1430-PS-TMB	14" x 26.5" x 0.25"	233
	FRONT SCREENS	AP1448-PS-TMB	14" x 48" x 0.25"	426
		AP1460-PS-TMB	14" x 60" x 0.25"	505
		AP1472-PS-TMB	14" x 72" x 0.25"	572
	SIDE SCREENS	AP2424-PS-TMB	24" x 20.5" x 0.25"	301
		AP2430-PS-TMB	24" x 26.5" x 0.25"	363
	FRONT SCREENS	AP2448-PS-TMB	24" x 48" x 0.25"	567
		AP2460-PS-TMB	24" x 60" x 0.25"	691
		AP2472-PS-TMB	24" x 72" x 0.25"	815
	SIDE SCREENS	AP3024-PS-TMB	30" x 20.5" x 0.25"	658
		AP3030-PS-TMB	30" x 26.5" x 0.25"	773
	FRONT SCREENS	AP3036-PS-TMB	30" x 36" x 0.25"	933
		AP3042-PS-TMB	30" x 42" x 0.25"	1,049
		AP3048-PS-TMB	30" x 48" x 0.25"	1,166
		AP3060-PS-TMB	30" x 60" x 0.25"	1,441
		AP3072-PS-TMB	30" x 72" x 0.25"	1,674
	Other Options	TAPE	Heavy-Duty Double-Sided Tape	
TOP ALIGNMENT BRACKETS				
	PLEX-BR-AL-S	180° Aluminum Screen Bracket		4
	PLEX-BR-AL-L	90° "L" Aluminum Screen Bracket		6
	PLEX-BR-AL-T	"T" Aluminum Screen Bracket		7
	PLEX-BR-AL-X	"X" Aluminum Screen Bracket		9

Note: Top Alignment Brackets maintain alignment and add stability to Clear Plexiglass, Frosted Acrylic, and Polycarbonate screens. Brackets feature 2-way, 3-way, or 4-way connections and are paired based on project requirements.

SAFE-T SCREENS & BARRIERS
Frosted Acrylic Screens




Worksurface Screens with Removable C-Clamp

[CONFIGURE & PRICE](#)

HARDWARE	MODEL NUMBER	DESCRIPTION	DIMENSIONS H x L x W	LIST PRICE
	SIDE SCREENS	AP1424-PS-C-BR	14" x 20.5" x 0.25"	328
		AP1430-PS-C-BR	14" x 26.5" x 0.25"	328
	FRONT SCREENS	AP1448-PS-C-BR	14" x 48" x 0.25"	521
		AP1460-PS-C-BR	14" x 60" x 0.25"	587
		AP1472-PS-C-BR	14" x 72" x 0.25"	654
	SIDE SCREENS	AP2424-PS-C-BR	24" x 20.5" x 0.25"	396
		AP2430-PS-C-BR	24" x 26.5" x 0.25"	458
	FRONT SCREENS	AP2448-PS-C-BR	24" x 48" x 0.25"	649
		AP2460-PS-C-BR	24" x 60" x 0.25"	773
		AP2472-PS-C-BR	24" x 72" x 0.25"	897
	SIDE SCREENS	AP3024-PS-C-BR	30" x 20.5" x 0.25"	753
		AP3030-PS-C-BR	30" x 26.5" x 0.25"	868
	FRONT SCREENS	AP3036-PS-C-BR	30" x 36" x 0.25"	1,015
		AP3042-PS-C-BR	30" x 42" x 0.25"	1,131
		AP3048-PS-C-BR	30" x 48" x 0.25"	1,248
		AP3060-PS-C-BR	30" x 60" x 0.25"	1,510
AP3072-PS-C-BR		30" x 72" x 0.25"	1,743	
		Frosted Acrylic Screen with C-Clamp Attachment		
Other Options	TOP ALIGNMENT BRACKETS			
	PLEX-BR-AL-S	180° Aluminum Screen Bracket		4
	PLEX-BR-AL-L	90° "L" Aluminum Screen Bracket		6
	PLEX-BR-AL-T	"T" Aluminum Screen Bracket		7
	PLEX-BR-AL-X	"X" Aluminum Screen Bracket		9

Note: Top Alignment Brackets maintain alignment and add stability to Clear Plexiglass, Frosted Acrylic, and Polycarbonate screens. Brackets feature 2-way, 3-way, or 4-way connections and are paired based on project requirements.

SAFE-T SCREENS & BARRIERS
Frosted Acrylic Screens



CONFIGURE & PRICE

Free-Standing Screens for Worksurfaces and Cubicles

HARDWARE	MODEL NUMBER	DESCRIPTION	DIMENSIONS H x L x W	LIST PRICE
	SIDE SCREENS	AP1424-PS-FOOT	14" x 20.5" x 0.25"	328
		AP1430-PS-FOOT	14" x 26.5" x 0.25"	328
	FRONT SCREENS	AP1448-PS-FOOT	14" x 48" x 0.25"	521
		AP1460-PS-FOOT	14" x 60" x 0.25"	587
		AP1472-PS-FOOT	14" x 72" x 0.25"	654
	SIDE SCREENS	AP2424-PS-FOOT	24" x 20.5" x 0.25"	396
		AP2430-PS-FOOT	24" x 26.5" x 0.25"	458
	FRONT SCREENS	AP2448-PS-FOOT	24" x 48" x 0.25"	649
		AP2460-PS-FOOT	24" x 60" x 0.25"	773
		AP2472-PS-FOOT	24" x 72" x 0.25"	897
	SIDE SCREENS	AP3024-PS-FOOT	30" x 20.5" x 0.25"	753
		AP3030-PS-FOOT	30" x 26.5" x 0.25"	868
	FRONT SCREENS	AP3036-PS-FOOT	30" x 36" x 0.25"	1,015
		AP3042-PS-FOOT	30" x 42" x 0.25"	1,131
		AP3048-PS-FOOT	30" x 48" x 0.25"	1,248
		AP3060-PS-FOOT	30" x 60" x 0.25"	1,510
AP3072-PS-FOOT		30" x 72" x 0.25"	1,743	
Other Options	MAGNETS	Magnets		91
	TAPE	Heavy-Duty Double-Sided Tape		18
	TOP ALIGNMENT BRACKETS			
	PLEX-BR-AL-S	180° Aluminum Screen Bracket		4
	PLEX-BR-AL-L	90° "L" Aluminum Screen Bracket		6
	PLEX-BR-AL-T	"T" Aluminum Screen Bracket		7
	PLEX-BR-AL-X	"X" Aluminum Screen Bracket		9

Note: Top Alignment Brackets maintain alignment and add stability to Clear Plexiglass, Frosted Acrylic, and Polycarbonate screens. Brackets feature 2-way, 3-way, or 4-way connections and are paired based on project requirements.

Worksurface Screens with Permanent Attachment and Free-Standing Screens can be used to extend cubicle panel height. Use strong magnets, or heavy-duty double-sided tape to avoid cubicle cap damage.

SAFE-T SCREENS & BARRIERS
Frosted Acrylic Screens



[CONFIGURE & PRICE](#)

Screens for Cubicle Panels with U-Brackets

HARDWARE	MODEL NUMBER	DESCRIPTION	DIMENSIONS H X L X W	LIST PRICE
	SIDE SCREENS	AP1424-PS-U-BR	14" x 20.5" x 0.25"	419
		AP1430-PS-U-BR	14" x 26.5" x 0.25"	419
	FRONT SCREENS	AP1448-PS-U-BR	14" x 48" x 0.25"	612
		AP1460-PS-U-BR	14" x 60" x 0.25"	678
		AP1472-PS-U-BR	14" x 72" x 0.25"	745
	SIDE SCREENS	AP2424-PS-U-BR	24" x 20.5" x 0.25"	487
		AP2430-PS-U-BR	24" x 26.5" x 0.25"	549
	FRONT SCREENS	AP2448-PS-U-BR	24" x 48" x 0.25"	740
		AP2460-PS-U-BR	24" x 60" x 0.25"	864
		AP2472-PS-U-BR	24" x 72" x 0.25"	988
	SIDE SCREENS	AP3024-PS-U-BR	30" x 20.5" x 0.25"	844
		AP3030-PS-U-BR	30" x 26.5" x 0.25"	959
	FRONT SCREENS	AP3036-PS-U-BR	30" x 36" x 0.25"	1,106
		AP3042-PS-U-BR	30" x 42" x 0.25"	1,222
		AP3048-PS-U-BR	30" x 48" x 0.25"	1,339
AP3060-PS-U-BR		30" x 60" x 0.25"	1,601	
AP3072-PS-U-BR		30" x 72" x 0.25"	1,834	
Other Options	U-BR-XL	Up-charge for Extra Large U-Brackets for 2.75" - 4.75" Wide Panels		242
	TOP ALIGNMENT BRACKETS			
	PLEX-BR-AL-S	180° Aluminum Screen Bracket		4
	PLEX-BR-AL-L	90° "L" Aluminum Screen Bracket		6
	PLEX-BR-AL-T	"T" Aluminum Screen Bracket		7
	PLEX-BR-AL-X	"X" Aluminum Screen Bracket		9

Note: Top Alignment Brackets maintain alignment and add stability to Clear Plexiglass, Frosted Acrylic, and Polycarbonate screens. Brackets feature 2-way, 3-way, or 4-way connections and are paired based on project requirements.

SAFE-T SCREENS & BARRIERS
Polycarbonate Screens



Worksurface and Cubicle Screens - Permanent Attachment

HARDWARE	MODEL NUMBER		DESCRIPTION	DIMENSIONS H X L X W	LIST PRICE
	SIDE SCREENS	POLY1424-PS-BR	Polycarbonate Screen with Permanent Attachment Brackets	14" x 23.5" x 0.25"	261
		POLY1430-PS-BR		14" x 29.5" x 0.25"	285
	FRONT SCREENS	POLY1436-PS-BR		14" x 36" x 0.25"	346
		POLY1442-PS-BR		14" x 42" x 0.25"	394
		POLY1448-PS-BR		14" x 48" x 0.25"	402
		POLY1460-PS-BR		14" x 60" x 0.25"	494
		POLY1472-PS-BR		14" x 72" x 0.25"	565
	SIDE SCREENS	POLY2424-PS-BR		24" x 23.5" x 0.25"	356
		POLY2430-PS-BR		24" x 29.5" x 0.25"	412
	FRONT SCREENS	POLY2436-PS-BR		24" x 36" x 0.25"	491
		POLY2442-PS-BR		24" x 42" x 0.25"	594
		POLY2448-PS-BR		24" x 48" x 0.25"	623
		POLY2460-PS-BR		24" x 60" x 0.25"	740
		POLY2472-PS-BR		24" x 72" x 0.25"	853
	SIDE SCREENS	POLY3024-PS-BR		30" x 23.5" x 0.25"	484
		POLY3030-PS-BR		30" x 29.5" x 0.25"	575
	FRONT SCREENS	POLY3036-PS-BR		30" x 36" x 0.25"	635
		POLY3042-PS-BR		30" x 42" x 0.25"	635
		POLY3048-PS-BR		30" x 48" x 0.25"	666
		POLY3060-PS-BR		30" x 60" x 0.25"	1,345
POLY3072-PS-BR		30" x 72" x 0.25"	1,345		
Other Options	TOP ALIGNMENT BRACKETS				
	PLEX-BR-AL-S	180° Aluminum Screen Bracket	4		
	PLEX-BR-AL-L	90° "L" Aluminum Screen Bracket	6		
	PLEX-BR-AL-T	"T" Aluminum Screen Bracket	7		
	PLEX-BR-AL-X	"X" Aluminum Screen Bracket	9		

Note: Top Alignment Brackets maintain alignment and add stability to Clear Plexiglass, Frosted Acrylic, and Polycarbonate screens. Brackets feature 2-way, 3-way, or 4-way connections and are paired based on project requirements.

SAFE-T SCREENS & BARRIERS
Polycarbonate Screens



Free-Standing or Permanent Attachment Screens

HARDWARE	MODEL NUMBER		DESCRIPTION	DIMENSIONS H X L X W	LIST PRICE
	SIDE SCREENS	POLY1424-PS-TMB	Polycarbonate Screen with Permanent Attachment or Optional Double-Sided Tape	14" x 23.5" x 0.25"	287
		POLY1430-PS-TMB		14" x 29.5" x 0.25"	311
	FRONT SCREENS	POLY1436-PS-TMB		14" x 36" x 0.25"	372
		POLY1442-PS-TMB		14" x 42" x 0.25"	420
		POLY1448-PS-TMB		14" x 48" x 0.25"	428
		POLY1460-PS-TMB		14" x 60" x 0.25"	533
		POLY1472-PS-TMB		14" x 72" x 0.25"	604
	SIDE SCREENS	POLY2424-PS-TMB		24" x 23.5" x 0.25"	382
		POLY2430-PS-TMB		24" x 29.5" x 0.25"	438
	FRONT SCREENS	POLY2436-PS-TMB		24" x 36" x 0.25"	517
		POLY2442-PS-TMB		24" x 42" x 0.25"	633
		POLY2448-PS-TMB		24" x 48" x 0.25"	662
		POLY2460-PS-TMB		24" x 60" x 0.25"	779
		POLY2472-PS-TMB		24" x 72" x 0.25"	892
	SIDE SCREENS	POLY3024-PS-TMB		30" x 23.5" x 0.25"	510
		POLY3030-PS-TMB		30" x 29.5" x 0.25"	601
	FRONT SCREENS	POLY3036-PS-TMB		30" x 36" x 0.25"	674
		POLY3042-PS-TMB		30" x 42" x 0.25"	674
		POLY3048-PS-TMB		30" x 48" x 0.25"	705
		POLY3060-PS-TMB		30" x 60" x 0.25"	1,397
POLY3072-PS-TMB		30" x 72" x 0.25"	1,397		
Other Options	TAPE		Heavy-Duty Double-Sided Tape		18
	TOP ALIGNMENT BRACKETS				
	PLEX-BR-AL-S		180° Aluminum Screen Bracket		4
	PLEX-BR-AL-L		90° "L" Aluminum Screen Bracket		6
	PLEX-BR-AL-T		"T" Aluminum Screen Bracket		7
	PLEX-BR-AL-X		"X" Aluminum Screen Bracket		9

Note: Top Alignment Brackets maintain alignment and add stability to Clear Plexiglass, Frosted Acrylic, and Polycarbonate screens. Brackets feature 2-way, 3-way, or 4-way connections and are paired based on project requirements.

SAFE-T SCREENS & BARRIERS
Polycarbonate Screens



Worksurface Screens with Removable C-Clamp

HARDWARE	MODEL NUMBER		DESCRIPTION	DIMENSIONS H X L X W	LIST PRICE
	SIDE SCREENS	POLY1424-PS-C-BR	Polycarbonate Screen with C-Clamp Attachment	14" x 23.5" x 0.25"	382
		POLY1430-PS-C-BR		14" x 29.5" x 0.25"	406
	FRONT SCREENS	POLY1436-PS-C-BR		14" x 36" x 0.25"	467
		POLY1442-PS-C-BR		14" x 42" x 0.25"	515
		POLY1448-PS-C-BR		14" x 48" x 0.25"	523
		POLY1460-PS-C-BR		14" x 60" x 0.25"	615
		POLY1472-PS-C-BR		14" x 72" x 0.25"	686
	SIDE SCREENS	POLY2424-PS-C-BR		24" x 23.5" x 0.25"	477
		POLY2430-PS-C-BR		24" x 29.5" x 0.25"	533
	FRONT SCREENS	POLY2436-PS-C-BR		24" x 36" x 0.25"	612
		POLY2442-PS-C-BR		24" x 42" x 0.25"	715
		POLY2448-PS-C-BR		24" x 48" x 0.25"	744
		POLY2460-PS-C-BR		24" x 60" x 0.25"	861
		POLY2472-PS-C-BR		24" x 72" x 0.25"	974
	SIDE SCREENS	POLY3024-PS-C-BR		30" x 23.5" x 0.25"	605
		POLY3030-PS-C-BR		30" x 29.5" x 0.25"	696
	FRONT SCREENS	POLY3036-PS-C-BR		30" x 36" x 0.25"	756
		POLY3042-PS-C-BR		30" x 42" x 0.25"	756
		POLY3048-PS-C-BR		30" x 48" x 0.25"	787
		POLY3060-PS-C-BR		30" x 60" x 0.25"	1,466
POLY3072-PS-C-BR		30" x 72" x 0.25"	1,466		
Other Options	TOP ALIGNMENT BRACKETS				
	PLEX-BR-AL-S	180° Aluminum Screen Bracket	4		
	PLEX-BR-AL-L	90° "L" Aluminum Screen Bracket	6		
	PLEX-BR-AL-T	"T" Aluminum Screen Bracket	7		
	PLEX-BR-AL-X	"X" Aluminum Screen Bracket	9		

Note: Top Alignment Brackets maintain alignment and add stability to Clear Plexiglass, Frosted Acrylic, and Polycarbonate screens. Brackets feature 2-way, 3-way, or 4-way connections and are paired based on project requirements.

SAFE-T SCREENS & BARRIERS
Polycarbonate Screens



Free-Standing Screens for Worksurfaces and Cubicles

HARDWARE	MODEL NUMBER	DESCRIPTION	DIMENSIONS H X L X W	LIST PRICE
	SIDE SCREENS	POLY1424-PS-FOOT	14" x 23.5" x 0.25"	382
		POLY1430-PS-FOOT	14" x 29.5" x 0.25"	406
	FRONT SCREENS	POLY1436-PS-FOOT	14" x 36" x 0.25"	467
		POLY1442-PS-FOOT	14" x 42" x 0.25"	515
		POLY1448-PS-FOOT	14" x 48" x 0.25"	523
		POLY1460-PS-FOOT	14" x 60" x 0.25"	615
		POLY1472-PS-FOOT	14" x 72" x 0.25"	686
	SIDE SCREENS	POLY2424-PS-FOOT	24" x 23.5" x 0.25"	477
		POLY2430-PS-FOOT	24" x 29.5" x 0.25"	533
	FRONT SCREENS	POLY2436-PS-FOOT	24" x 36" x 0.25"	612
		POLY2442-PS-FOOT	24" x 42" x 0.25"	715
		POLY2448-PS-FOOT	24" x 48" x 0.25"	744
		POLY2460-PS-FOOT	24" x 60" x 0.25"	861
		POLY2472-PS-FOOT	24" x 72" x 0.25"	974
	SIDE SCREENS	POLY3024-PS-FOOT	30" x 23.5" x 0.25"	605
		POLY3030-PS-FOOT	30" x 29.5" x 0.25"	696
	FRONT SCREENS	POLY3036-PS-FOOT	30" x 36" x 0.25"	756
		POLY3042-PS-FOOT	30" x 42" x 0.25"	756
		POLY3048-PS-FOOT	30" x 48" x 0.25"	787
		POLY3060-PS-FOOT	30" x 60" x 0.25"	1,466
POLY3072-PS-FOOT		30" x 72" x 0.25"	1,466	
Other Options	MAGNETS	Magnets		91
	TAPE	Heavy-Duty Double-Sided Tape		18
	TOP ALIGNMENT BRACKETS			
	PLEX-BR-AL-S	180° Aluminum Screen Bracket		4
	PLEX-BR-AL-L	90° "L" Aluminum Screen Bracket		6
	PLEX-BR-AL-T	"T" Aluminum Screen Bracket		7
	PLEX-BR-AL-X	"X" Aluminum Screen Bracket		9

Note: Top Alignment Brackets maintain alignment and add stability to Clear Plexiglass, Frosted Acrylic, and Polycarbonate screens. Brackets feature 2-way, 3-way, or 4-way connections and are paired based on project requirements.

Worksurface Screens with Permanent Attachment and Free-Standing Screens can be used to extend cubicle panel height. Use strong magnets, or heavy-duty double-sided tape to avoid cubicle cap damage.

SAFE-T SCREENS & BARRIERS
Polycarbonate Screens




Screens for Cubicle Panels with U-Brackets

HARDWARE	MODEL NUMBER	DESCRIPTION	DIMENSIONS H X L X W	LIST PRICE
	SIDE SCREENS	POLY1424-PS-U-BR	14" x 23.5" x 0.25"	473
		POLY1430-PS-U-BR	14" x 29.5" x 0.25"	497
	FRONT SCREENS	POLY1436-PS-U-BR	14" x 36" x 0.25"	558
		POLY1442-PS-U-BR	14" x 42" x 0.25"	606
		POLY1448-PS-U-BR	14" x 48" x 0.25"	614
		POLY1460-PS-U-BR	14" x 60" x 0.25"	706
		POLY1472-PS-U-BR	14" x 72" x 0.25"	777
	SIDE SCREENS	POLY2424-PS-U-BR	24" x 23.5" x 0.25"	568
		POLY2430-PS-U-BR	24" x 29.5" x 0.25"	624
	FRONT SCREENS	POLY2436-PS-U-BR	24" x 36" x 0.25"	703
		POLY2442-PS-U-BR	24" x 42" x 0.25"	806
		POLY2448-PS-U-BR	24" x 48" x 0.25"	835
		POLY2460-PS-U-BR	24" x 60" x 0.25"	952
		POLY2472-PS-U-BR	24" x 72" x 0.25"	1,065
	SIDE SCREENS	POLY3024-PS-U-BR	30" x 23.5" x 0.25"	696
		POLY3030-PS-U-BR	30" x 29.5" x 0.25"	787
	FRONT SCREENS	POLY3036-PS-U-BR	30" x 36" x 0.25"	847
		POLY3042-PS-U-BR	30" x 42" x 0.25"	847
		POLY3048-PS-U-BR	30" x 48" x 0.25"	878
		POLY3060-PS-U-BR	30" x 60" x 0.25"	1,557
POLY3072-PS-U-BR		30" x 72" x 0.25"	1,557	
Other Options	U-BR-XL	Up-charge for Extra Large U-Brackets for 2.75" - 4.75" Wide Panels		242
	TOP ALIGNMENT BRACKETS			
	PLEX-BR-AL-S	180° Aluminum Screen Bracket		4
	PLEX-BR-AL-L	90° "L" Aluminum Screen Bracket		6
	PLEX-BR-AL-T	"T" Aluminum Screen Bracket		7
	PLEX-BR-AL-X	"X" Aluminum Screen Bracket		9

Note: Top Alignment Brackets maintain alignment and add stability to Clear Plexiglass, Frosted Acrylic, and Polycarbonate screens. Brackets feature 2-way, 3-way, or 4-way connections and are paired based on project requirements.

PET Screens



Worksurface and Cubicle Screens - Permanent Attachment

[CONFIGURE & PRICE](#)


HARDWARE	MODEL NUMBER		DESCRIPTION	DIMENSIONS H x L x W	LIST PRICE
	SIDE SCREENS	PET1424-PS-BR	PET Screen with Permanent Attachment Brackets	13.75" x 22" x 0.5"	251
		PET1430-PS-BR		13.75" x 28" x 0.5"	337
	FRONT SCREENS	PET1448-PS-BR		13.75" x 48" x 0.5"	391
		PET1460-PS-BR		13.75" x 60" x 0.5"	533
		PET1472-PS-BR		13.75" x 72" x 0.5"	590
	SIDE SCREENS	PET2424-PS-BR		23.75" x 22" x 0.5"	388
		PET2430-PS-BR		23.75" x 28" x 0.5"	478
	FRONT SCREENS	PET2448-PS-BR		23.75" x 48" x 0.5"	537
		PET2460-PS-BR		23.75" x 60" x 0.5"	740
		PET2472-PS-BR		23.75" x 72" x 0.5"	790

Free-Standing or Permanent Attachment Screens

[CONFIGURE & PRICE](#)

HARDWARE	MODEL NUMBER		DESCRIPTION	DIMENSIONS H x L x W	LIST PRICE
	SIDE SCREENS	PET1424-PS-TMB	PET Screen with Permanent Attachment or Optional Double-Sided Tape	13.75" x 22" x 0.5"	277
		PET1430-PS-TMB		13.75" x 28" x 0.5"	363
	FRONT SCREENS	PET1448-PS-TMB		13.75" x 48" x 0.5"	417
		PET1460-PS-TMB		13.75" x 60" x 0.5"	572
		PET1472-PS-TMB		13.75" x 72" x 0.5"	629
	SIDE SCREENS	PET2424-PS-TMB		23.75" x 22" x 0.5"	414
		PET2430-PS-TMB		23.75" x 28" x 0.5"	504
	FRONT SCREENS	PET2448-PS-TMB		23.75" x 48" x 0.5"	576
		PET2460-PS-TMB		23.75" x 60" x 0.5"	779
		PET2472-PS-TMB		23.75" x 72" x 0.5"	829
Other Options	TAPE	Heavy-Duty Double-Sided Tape		18	

PET Screens



Worksurface Screens with Removable C-Clamp

[CONFIGURE & PRICE](#)

HARDWARE	MODEL NUMBER		DESCRIPTION	DIMENSIONS H x L x W	LIST PRICE
	SIDE SCREENS	PET1424-PS-C-BR	PET Screen with C-Clamp Attachment	13.75" x 22" x 0.5"	372
		PET1430-PS-C-BR		13.75" x 28" x 0.5"	458
	FRONT SCREENS	PET1448-PS-C-BR		13.75" x 48" x 0.5"	512
		PET1460-PS-C-BR		13.75" x 60" x 0.5"	654
		PET1472-PS-C-BR		13.75" x 72" x 0.5"	711
	SIDE SCREENS	PET2424-PS-C-BR		23.75" x 22" x 0.5"	509
		PET2430-PS-C-BR		23.75" x 28" x 0.5"	599
	FRONT SCREENS	PET2448-PS-C-BR		23.75" x 48" x 0.5"	658
		PET2460-PS-C-BR		23.75" x 60" x 0.5"	861
		PET2472-PS-C-BR		23.75" x 72" x 0.5"	911


Free-Standing Screens for Worksurfaces and Cubicles

[CONFIGURE & PRICE](#)

HARDWARE	MODEL NUMBER		DESCRIPTION	DIMENSIONS H x L x W	LIST PRICE
	SIDE SCREENS	PET1424-PS-FOOT	PET Screen with Free-Standing Foot	13.75" x 22" x 0.5"	372
		PET1430-PS-FOOT		13.75" x 28" x 0.5"	458
	FRONT SCREENS	PET1448-PS-FOOT		13.75" x 48" x 0.5"	512
		PET1460-PS-FOOT		13.75" x 60" x 0.5"	654
		PET1472-PS-FOOT		13.75" x 72" x 0.5"	711
	SIDE SCREENS	PET2424-PS-FOOT		23.75" x 22" x 0.5"	509
		PET2430-PS-FOOT		23.75" x 28" x 0.5"	599
	FRONT SCREENS	PET2448-PS-FOOT		23.75" x 48" x 0.5"	658
		PET2460-PS-FOOT		23.75" x 60" x 0.5"	861
		PET2472-PS-FOOT		23.75" x 72" x 0.5"	911
Other Options	MAGNETS		Magnets		91
	TAPE		Heavy-Duty Double-Sided Tape		18

Worksurface Screens with Permanent Attachment and Free-Standing Screens can be used to extend cubicle panel height. Use strong magnets, or heavy-duty double-sided tape to avoid cubicle cap damage.

PET Screens




Screens for Cubicle Panels with U-Brackets

[CONFIGURE & PRICE](#)

HARDWARE	MODEL NUMBER		DESCRIPTION	DIMENSIONS H x L x W	LIST PRICE	
	SIDE SCREENS	PET1424-PS-U-BR	PET Screen with U-Bracket for 1.875" - 2.75 Wide Panels	13.75" x 22" x 0.5"	463	
		PET1430-PS-U-BR		13.75" x 28" x 0.5"	549	
	FRONT SCREENS	PET1448-PS-U-BR		13.75" x 48" x 0.5"	603	
		PET1460-PS-U-BR		13.75" x 60" x 0.5"	745	
		PET1472-PS-U-BR		13.75" x 72" x 0.5"	802	
	SIDE SCREENS	PET2424-PS-U-BR		23.75" x 22" x 0.5"	600	
		PET2430-PS-U-BR		23.75" x 28" x 0.5"	690	
	FRONT SCREENS	PET2448-PS-U-BR		23.75" x 48" x 0.5"	749	
		PET2460-PS-U-BR		23.75" x 60" x 0.5"	952	
		PET2472-PS-U-BR		23.75" x 72" x 0.5"	1,002	
	Other Options	U-BR-XL		Up-charge for Extra Large U-Brackets for 2.75" - 4.75" Wide Panels	242	

SAFE-T SCREENS & BARRIERS

PET Screens



HARDWARE	MODEL NUMBER	DESCRIPTION	DIMENSIONS H x L x W	LIST PRICE
----------	--------------	-------------	-------------------------	------------

Privacy/Modesty Screens

CONFIGURE & PRICE

	PET2448-PS/MP	PET Privacy/Modesty Screen with Permanent Attachment	23.75" x 48" x 0.5"	491
	PET2460-PS/MP		23.75" x 60" x 0.5"	715
	PET2472-PS/MP		23.75" x 72" x 0.5"	766

Modesty Panels

CONFIGURE & PRICE

	PET-1048-MP	PET Modesty Panel	10" x 48" x 0.5"	311
	PET-1060-MP		10" x 60" x 0.5"	487
	PET-1072-MP		10" x 72" x 0.5"	542

Sliding Desk Divider

CONFIGURE & PRICE

	PET2424-EXT	PET Sliding Desk Divider Screen for 24"D Worksurface, 24" above surface	30" x 42" x 1"	1,021
	PET2430-EXT	PET Sliding Desk Divider Screen for 30"D Worksurface, 24" above surface	30" x 48" x 1"	1,041



STANDARD TABLE FEATURES

STANDARD TABLE FEATURES

Special-T tables are manufactured from the highest quality products possible, meeting or exceeding ANSI/BIFMA standards.

HPL tabletops feature 1-1/8" thick 45 lb. density particle board core, high-pressure laminate, durable vinyl, wood or urethane edges, and .038 balanced backer sheet on less than 48" tables (.038 phenolic backer equal or greater than 48"). The finished top thickness is 1-1/4".

High-quality high-pressure Standard WilsonArt laminates are available for tops. Premium laminates are available for an additional charge.

TFL tabletops feature 1" low pressure, 45 lb density core, low-pressure laminate on both sides, and matching color vinyl edge.

A wide selection of table edges and edge colors are available. Edge options include durable vinyl, wood, and urethane edges.

Most tops are pre-drilled for easy installation. In addition, all 60" or longer tables sold without a continuous beam base include a steel table support to prevent tops from sagging.

Table legs feature high-quality tubular steel, stainless steel, cast aluminum, or cast iron. All tubular steel bases are available in 20 powder coat finishes at the standard price. Color matching is available; an upcharge may apply. Some bases are also available in polished chrome and stainless steel finishes. Leveling glides are standard for most tables. Tables legs ship knocked down and are easy to assemble.

The standard table height is 29".

Special-T demonstrates its dedication to the future of our environment in its products. Special-T products have passed stringent MAS Certificated Green™ Indoor Air Quality testing and comply with BIFMA X7.1, LEED, CDPH, and SHPS standards*.

*Wood edges are not MAS Certificated Green™



WARRANTY & RETURN POLICY



WARRANTY & RETURN

WARRANTY

May 15, 2020

To expedite your warranty claims quickly and accurately, go to specialt.net/claims and fill out the Warranty/Freight claim form. All claims must reference the original Purchase Order number and Special-T Sales Order or Invoice number.

Options+, 5-Day Quick Ship, and 1-Day Quick Ship Tables. Complete tables and all components included therein are warranted for 10 years from the date of the original invoice against poor workmanship and manufacturing defects. We retain the right to replace or repair at our discretion any products or parts thereof which are found defective in materials or workmanship. This warranty becomes invalid for products engineered by the client, whereas the construction method, material specifications of final product assembly adversely affect materials and or workmanship. In no event shall liability under this warranty exceed the original purchase price. This warranty becomes invalid if the product or part exhibits abuse, improper or unusual use, including striking tops against other objects. This warranty is invalid if the product is subject to caustic or abrasive cleaning agents or any alterations from its original condition. This warranty does not cover self-edge tops and/or tables where table legs/bases are more than 60" apart and do not include steel top support. Our tables and tabletops are not for outdoor use. Any damage related to outdoor use is not covered under this warranty. This warranty does not apply to normal wear and tear or damage caused by accident, neglect, misuse, or improper installation or operation. This warranty is expressly made in lieu of any, and all other warranties expressed or implied.

Patriot Electric and Liberty Electric Height Adjustable Tables and Bases are warranted to the original purchaser for 10 years from the date of delivery, under normal use for one, 8-hour shift per day against manufacturing defects. We will repair or replace, at our discretion, any products that we determine to be defective as a result of faulty workmanship. In no event shall our liability under this warranty exceed the original purchase price of the product determined to be defective. This warranty does not apply where the product has been abused, mishandled, or subjected to use other than that for which it was designed. For purposes of this warranty, normal wear to the product finish shall not be considered a defect.

Table Bases Only. Bases are warranted to the original purchaser for 10 years from the date of delivery, under normal use, against manufacturing defects. We will repair or replace, at our discretion, any products that we determine to be defective as a result of faulty workmanship. In no event shall liability under this warranty exceed the original purchase price of the product determined to be defective. This warranty does not apply where the product has been abused, mishandled, or subjected to use other than that for which it was designed, including excessive weight and top size limitations. This warranty does not apply to normal wear and tear or damage caused by accident, neglect, misuse, or improper installation or operation. There are no other warranties expressed or implied.

Tabletops Only. Tabletops purchased separately are warranted for one (1) year from the original invoice date against poor workmanship and manufacturing defects. We retain the right to replace or repair at our discretion any products or parts thereof which are found defective in materials or workmanship. This warranty becomes invalid for products engineered by the client, whereas the construction method and material specifications of final product assembly adversely affect materials and workmanship. In no event shall liability under this warranty exceed the original purchase price. This warranty becomes invalid if the product or parts exhibits abuse, improper or unusual use. This warranty is invalid if the product is subject to caustic or abrasive cleaning agents or sharp objects that cause damage. This warranty is invalid if the product is altered from its original condition or the client performs additional processing on the product that results in any alteration from its original condition. This warranty does not cover self edge tops and/or tops where table legs/bases are more than 60" apart and do not include steel top support. Our tables and tabletops are not for outdoor use. Any damage related to outdoor use is not covered under this warranty. This warranty does not apply to normal wear and tear or damage caused by accident, neglect, misuse, or improper installation or operation. This warranty is expressly made in lieu of any, and all other warranties expressed or implied.

Customer Service:



888.705.0777



customerservice@specialt.net

CONTACT INFORMATION

Warranty:



888.705.0777



warranty@specialt.net



WARRANTY & RETURN

WARRANTY

May 15, 2020

Customer Service:



888.705.0777



customerservice@specialt.net

CONTACT INFORMATION

Warranty:



888.705.0777



warranty@specialt.net

Wood Veneer. Special-T warrants that wood veneer tops shall be free of defects in workmanship or materials. All wood veneer tops will be built to the customer's specifications. All defective product claims must be submitted in writing to Special-T within 30 days of the shipping date from Special-T. Special-T may request samples, photos, or videos demonstrating the defect for all defective product claims before further action. No merchandise shall be returned or scrapped without prior approval from Special-T. Special-T reserves the right to refuse and return all unauthorized returns to the customer. Special-T Quality Inspection Department must confirm tops to be defective before the replacement process can begin. This warranty excludes any misuse, abuse, as well as ordinary wear and tear. The foregoing warranty shall not apply to damage caused under the following circumstances: a) modifications or attachments to Special-T products, b) damage caused by misapplication of cleaning products, c) natural variations in wood grain, figure, color or the presence of character marks, d) any handling or transportation damage to the products, e) changes in the surface finishes due to aging or exposure to light.

Power & Data: All Power and Data components are warranted for 1 year from the date of the original invoice against poor workmanship and manufacturing defects. This warranty becomes invalid for products engineered by the client, whereas the construction method, material specifications of final product assembly adversely affect materials and or workmanship. In no event shall liability under this warranty exceed the original purchase price. This warranty does not apply to normal wear and tear or damage caused by accident, neglect, misuse, or improper installation or operation.

Monitor Arms are warranted to the original purchaser for 10 years from the delivery date, under normal use for one, 8-hour shift per day, against manufacturing defects. We will repair or replace, at our discretion, any products that we determine to be defective as a result of faulty workmanship. In no event shall our liability under this warranty exceed the original purchase price of the product determined to be defective. This warranty does not apply where the product has been abused, mishandled, or subjected to use other than that for which it was designed. This warranty does not apply to normal wear and tear or damage caused by accident, neglect, misuse, or improper installation or operation.

Chairs: Special-T warrants to the original purchaser of the product and from the original date of sale the following: Lifetime Warranty to the original end-user; the company will repair or replace, at its option, factory defective structural and mechanical parts with a comparable product without charge. This warranty is for a single shift, standard commercial usage, defined as a standard 8-hour workday, five days a week. Weight limitation varies by product. Upholstery fabric and foam are warranted against wear through and deterioration during normal usage for five (5) years. COM and COL are not warranted.

Wellness and Privacy Screens: Clear Plexiglass, Frosted Acrylic, and PET Wellness and Privacy Screens are warranted for 10 years from the date of delivery against defects in materials or workmanship, subject to the limitations exclusions, and other provisions detailed below. This limited warranty only applies to the original purchaser. The limited warranty is terminated upon transfer, sale, or modification of the product. In no event shall liability under this warranty exceed the original purchase price. This warranty does not apply to normal wear and tear or damage caused by accident, neglect, abuse, misuse, vandalism, disaster, improper storage, improper cleaning, chemical damage, improper installation, operation, environmental factors, or discoloration due to sunlight or indoor lighting. This warranty does not apply to changes in surface finish due to aging or prolonged exposure to fluids or sun. In the event of repair and/or replacement of any defective product, Special-T does not warrant matching color, texture, or dye lots except within commercially reasonable standards. This warranty is expressly made in lieu of any and all other warranties expressed or implied.

Labor Warranty is subject to written approval. It does not cover labor costs associated with concealed freight damage.



WARRANTY & RETURN

Customer Service:



888.705.0777



customerservice@specialt.net

CONTACT INFORMATION

Warranty:



888.705.0777



warranty@specialt.net

RETURN POLICY

The Return of any merchandise to the Special-T, LLC, warehouse must be authorized prior to shipment.

- All returns must be accompanied by a Return Merchandise Authorization Form (RMA). The RMA must be requested within thirty (30) days of the original invoice date. Please contact Customer Service at 888.705.0777, Monday to Friday, 8:00 am to 5:00 PM EST. Upon approval of the return, send the prepaid shipment to 11820 Wills Road, Suite 140, Alpharetta, GA 30009-0256.
 - Tops - 30% restocking fee will apply if received in new condition
 - Bases - 25% restocking fee will apply if received in new condition
 - Products must be in new condition and in original carton
- The following items are non-returnable and non-refundable:
 - Custom table tops
 - Power and data units
 - Closeout tables and bases
 - Custom metal paint and Black Wrinkle finish
 - Metal bases with irreversible alterations

Cancellation Charges. There will be no cancellation charges prior to production. After production, the actual cost incurred will be assessed if the product cannot be sold after a six (6) month period.



COLOR OPTIONS

QUICK SHIP TOP & EDGE COLOR OPTIONS

1-DAY QUICK SHIP TFL




CREMA
MAPLE




AGED
DRIFTWOOD



MAHOGANY*



ESPRESSO




WHITE



LIGHT GRAY



CANVAS




CHINO

5-DAY QUICK SHIP HPL




KENSINGTON
MAPLE




WILD
CHERRY




JUDICIAL
WALNUT*




MOCHA*



DESIGNER
WHITE



ANTIQUÉ
WHITE




FASHION
GREY



SHADOW




BLACK



TUNGSTEN
EV



WHITE
NEBULA



TITANIUM
EV



GRAPHITE
NEBULA

Standard laminate - no upcharge | Edges match the laminate color and pattern
Images are representative of the material and may not be an exact match.

*Premium colors - 10% upcharge | *While supplies last

OPTIONS+ TOP COLORS


HPL WOODGRAIN




WHITE
DRIFTWOOD*




GREY ELM*




KENSINGTON
MAPLE




BRAZILWOOD



RIVER
CHERRY




WILD
CHERRY



WILLIAMS-
BURG
CHERRY*



JUDICIAL
WALNUT*




EMPIRE
MAHOGANY*




COCOBALA*



MOCHA*



COLOMBIAN
WALNUT*



STUDIO
TEAK*



SKYLINE
WALNUT*



ASIAN
NIGHT*




XANADU*



EBONY
RECON

HPL SOLID COLORS



DESIGNER
WHITE



ANTIQUE
WHITE



KHAKI
BROWN



PEPPERDUST



SHADOW



FASHION
GREY




DOVE GREY



NORTH SEA



SLATE GREY




BLACK


HPL PATTERN DESIGN




WHITE
TIGRIS



CRISP
LINEN




WHITE
NEBULA




TITANIUM
EV




DESERT
ZEPHYR



TUNGSTEN
EV



CANYON
ZEPHYR




EVENING
TIGRIS




CARBON EV




TWILIGHT
ZEPHYR




STEEL
MESH



GRAPHITE
NEBULA




GREY
PAMPAS




LODEN
ZEPHYR




MISTED
ZEPHYR



NATURAL
TIGRIS



NICKEL




PEWTER
BRUSH

Select any WilsonArt or Formica laminates | Standard laminate - no upcharge | *Premium colors - 10% upcharge
Images are representative of the material and may not be an exact match.

OPTIONS+ TOP COLORS


TFL LAMINATE




CREMA
MAPLE




AGED
DRIFTWOOD




MAHOGANY*




ESPRESSO



WHITE



LIGHT GRAY



CANVAS




CHINO

WOOD VENEER



PEARL
OAK (08)



KENSINGTON
MAPLE (26)



NATURAL OAK
(08)




UPTOWN
WALNUT (17)




WILD CHERRY
(03)




BILTMORE
CHERRY (15)




COTTAGE
OAK (13)




AGED
OAK (10)



CARBON
TEAK* (25)



HAMPTON
WALNUT (04)



CAFELLE ASH
(21)

Edges match the laminate color and pattern | Wood veneer custom stain matches are available for a fee of \$300 Net
Images are representative of the material and may not be an exact match.

*Premium Colors

EDGES & TOP OPTIONS

STANDARD VINYL EDGES



P3
3MM VINYL



P3R
ROUNDED
CORNERS 3MM
VINYL



PK
KNIFE EDGE

HPL WOODGRAIN




**WHITE
DRIFTWOOD***




GREY ELM*




**KENSINGTON
MAPLE**




**BRAZIL-
WOOD**



**RIVER
CHERRY**




**WILD
CHERRY**



**WILLIAMS-
BURG
CHERRY***




**JUDICIAL
WALNUT***




**EMPIRE
MAHOGANY***




COCOBALA*



MOCHA*




**COLOMBIAN
WALNUT***




**STUDIO
TEAK***



**SKYLINE
WALNUT***



**ASIAN
NIGHT***




XANADU*



**EBONY
RECON**

HPL SOLID COLORS




**DESIGNER
WHITE**



**ANTIQUE
WHITE**



**KHAKI
BROWN**




PEPPERDUST



SHADOW




**FASHION
GREY**




**DOVE
GREY**



NORTH SEA



SLATE GREY



BLACK

Select any WilsonArt or Formica laminates | Standard laminate - no upcharge | *Premium colors - 10% upcharge
All edges match the laminate color and pattern
Images are representative of the material and may not be an exact match.

EDGES & TOP OPTIONS

STANDARD VINYL EDGES



P3
3MM VINYL



P3R ROUNDED
CORNERS 3MM
VINYL



PK
KNIFE EDGE

HPL PATTERN DESIGN



WHITE
TIGRIS



CRISP
LINEN




WHITE
NEBULA



TITANIUM
EV




DESERT
ZEPHYR




TUNGSTEN
EV



CANYON
ZEPHYR




EVENING
TIGRIS



CARBON EV



TWILIGHT
ZEPHYR




STEEL
MESH



GRAPHITE
NEBULA



GREY
PAMPAS /
FASHION
GREY**



LODEN
ZEPHYR /
AMAZON**




MISTED
ZEPHYR
/DOVE
GREY**



NATURAL
TIGRIS /
SAND**



NICKEL /
AMAZON**




PEWTER
BRUSH /
GRAPHITE**


PK UNDER EDGE COLORS



PK




WHITE



BEIGE



BROWN



GREY



BLACK

Select any WilsonArt or Formica laminates | Standard laminate - no upcharge | *Premium colors - 10% upcharge

**Recommended edge color, not an exact laminate match

Images are representative of the material and may not be an exact match

METAL FINISH COLORS

QUICK SHIP STOCK COLORS




METALLIC
SILVER



BLACK

POWDER COAT COLORS



GLOSSY
WHITE



BEIGE



LIGHT TONE



SAND



INNERTONE
LIGHT




TAUPE



TAN



MEDIUM
TONE




HW
PLATINUM



SMOKE



GRAPHITE



BLACK
WRINKLE


METALLIC POWDER COAT COLORS




METALLIC
SAND



GUN METAL



METALLIC
PLATINUM




STEEL
SILVER

NON-POWDER COAT COLORS



STAINLESS
STEEL*




BLACK
WRINKLE

Metal finishes vary by base style | Additional charges may apply | *Not available in powder coat finishes
Images are representative of the material and may not be an exact match

PATRIOT METAL FINISH COLOR OPTIONS

PATRIOT QUICK SHIP STOCK COLOR



METALLIC SILVER
[MS]
METALLIC SEMI-GLOSS

PATRIOT METAL COLORS




BLACK
[B07]
MATTE



DESIGNER WHITE
[405]
MATTE



SOFT WHITE
[LU]
MATTE



WHITE
[91]
MATTE



ANODIZED SILVER
[S09]



STARLIGHT SILVER
[S15]
METALLIC SEMI-GLOSS



WARM NEUTRAL GRAY
[WN]
MATTE



TAUPE METALLIC
[504]
METALLIC SEMI-GLOSS




MEDIUM TONE
[MT]
MATTE



METALLIC BRONZE
[EH]
METALLIC SEMI-GLOSS



CLEAR
[CC05]
MATTE



SATIN BRONZE
[SB]
MATTE



ANTHRACITE GRAY
[7016]
GLOSS



GRAPHITE
[G2]
MATTE



CARBON METALLIC
[514]
METALLIC SEMI-GLOSS



BUMPER BLACK
[B05]
GLOSS



COPPER TOP
[1023]
SEMI-GLOSS



ORANGE
[OR01]
GLOSS



RED
[R02]
GLOSS



MOSS GREEN
[G01]
GLOSS



SIGNAL GREEN
[6032]
GLOSS



SERPO GREEN
[G03]
GLOSS



LIGHT GREEN
[6027]
GLOSS



SKY BLUE
[TR1J]
MATTE

Images are representative of the material and may not be an exact match.



TABLES, BASES & ACCESSORIES



11820 Wills Rd, Suite 140,
Alpharetta, GA 30009
888.705.0777

www.SpecialT.net



CATALOG & PRICE LIST

TABLE BASES & ACCESSORIES

Effective August 15, 2022

PRICING & FREIGHT NOTIFICATIONS

Pricing Disclaimer

Although the information in this Price List is presented in good faith and believed to be correct at the time of publication, Special-T has no liability for any errors or omissions. Also, please note that all prices are subject to change.

Special-T shall have the right to refuse or cancel any order placed for a product listed at the incorrect price. If an item's correct price is lower than our stated price, we will charge the lower amount and ship the item.

If an item's correct price is higher than our stated price, we will notify the price error for review and extend an opportunity to purchase the item at the correct price.

Freight Notifications

Minimum Freight Fee

FOB: Destination on table orders over 5,000 List.

195 freight fee on orders less than 5,000 List (Prepaid & Add) | Dock-to-Dock delivery.

Patriot Electric & Liberty Electric Bases Only

QTY: 1 - 3 55 each | 4-15 33 each | 16 - 50 27 each | 51 + 16 each

FOB: Alpharetta, GA; PPD & ADD | Dock-to-Dock delivery.

Shipments Outside Continental U.S.

Qualified Freight Prepaid orders with final destination outside Continental U.S. will ship to the Freight Forwarder or Port of Embarkation within the 48 contiguous states. Shipments from Freight Forwarder/Port of Embarkation will ship FOB: Origin to final destination.

Oversize Fee

All LTL shipments for pallets 8' and over

96"-108" - additional 250.00

109"-168" - additional 350.00

Per custom pallet



TABLE BASES & ACCESSORIES

CATALOG

For more than 20 years, Special-T has been manufacturing the industry's largest selection of tables and table accessories. Our customers include office furniture dealers, table manufacturers, and re-manufacturers. We provide products that are in demand, competitively priced, and exceed customer expectations of quality. We ship on time, ensure that orders arrive undamaged, and attribute our success to stellar customer service, high-quality products, and a comprehensive and easy-to-use online configurator at www.SpecialT.net

PURPOSE STATEMENT

Our goal is to develop long-term, mutually beneficial relationships using the highest level of values, ethics, and unique products.

Let us help you by:


- Putting profit back into your projects
- Solving problems with creative solutions
- Utilizing 'A' Grade tables and bases

PRODUCT IN STOCK READY TO SHIP | ENDLESS OPTIONS



SAME DAY SHIPPING

24-hour turn-around time | Over 300,000 bases in stock
You're never late on quick turn-around projects



SPECIAL-T'S CUSTOMER SERVICE TEAM IS WAITING FOR YOUR CALL

- Personal attention
- Honesty, integrity
- We follow through
- We do what we promise

MORE CHOICES AND CUSTOMIZATION OPTIONS

- Highest quality powder-coating finishes
- 20 standard industry colors
- Stainless Steel & Cast Iron (on some models)
- Custom heights

CONFIGURE & PRICE ONLINE

Specify quotes and purchase in a matter of just minutes. Special-T's proprietary configurator software is one of the first to be introduced into the office furniture industry. An easy-to-use interface walks the user through the various stages of the table specifying process, allowing them to customize any of Special-T's products in a simple, quick, and error-free manner.

- Visit SpecialT.net
- Go to the "Bases and Accessories" tab
- Apply filters to select the desired base and options
- Call (888) 705-0777 with any questions

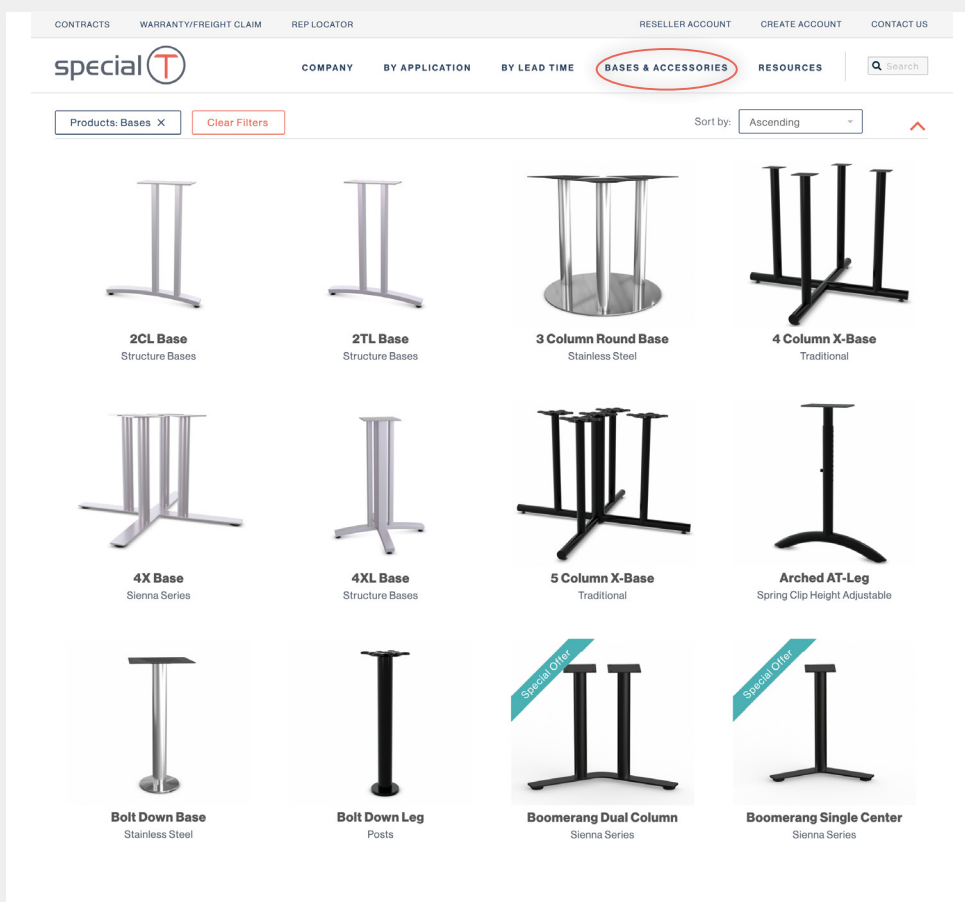




TABLE BASES & ACCESSORIES

CATALOG & PRICE LIST | Effective August 15, 2022

STAINLESS STEEL

Stainless Steel Round Base	08
Stainless Steel Square Base	09
Stainless Steel Bolt Down Leg	10
Stainless Steel Post Leg	11

CAST IRON 2.0

Cast Iron 2.0 X and T Bases	12
Cast Iron 2.0 Round Base	14

CONTEMPORARY

Triangular Bases	16
------------------------	----

ARCHED

Arched Single Column T-Legs	17
Arched Dual Column T-Legs	19
Arched Single Column X-Legs	20

POST

Single Column Post Legs	21
1.5" Post Legs	22
Square Post Leg	23
Reveal Leg	24
Bolt Down Leg	25

TRADITIONAL

Bolted Single Column T-Legs	26
Welded Single Column T-Legs	29
EZ-Roll T-Legs	30
Dual Column T-Legs	31
Single Column C-Legs	33
Dual Column C-Legs	35
Dual Column H-Legs	37
Single Column X-Bases	39
Multi Column X-Bases	43
4 and 5 Column X-Bases	46

SIENNA SERIES

Sienna Round and Square Bases	47
Sienna X-Bases	49
Sienna Café Power Bases	51
Sienna Rectangle Base	53
Sienna T-Leg and C-Leg	54



TABLE BASES & ACCESSORIES

CATALOG & PRICE LIST | Effective August 15, 2022

STRUCTURE SERIES

Square End Base	56
Square H-Leg.....	57
Structure T-Leg and C-Leg.....	58
Structure Post Leg.....	59
Structure 4X-Base.....	60
Structure Cube	62

ADJUSTABLE HEIGHT

Spring Clip Height Adjustable Bases	63
Patriot Electric Height Adjustable Base	65
Liberty Electric Height Adjustable Base.....	67

FOLDING

Folding Legs	68
--------------------	----

FLIP & NEST

Kingston Flip Base.....	69
Convertible Base	71
Transform-2 Base	72

ACCESSORIES

Casters & Glides	73
Perforated Steel Modesty Panel	74
Frosted Acrylic Modesty Panel and Privacy Screen	75
Laminate Modesty Panel	76
Power & Data	77
Horizontal Wire Management	79
Vertical Wire Management	80
Table Connectors & Top Support	81
Monitor Arms	82

TOPS

1-Day Tops.....	83
-----------------	----

FINISHES

Metal Finishes	84
Patriot Metal Finishes.....	85

Important Information	86
Warranty & Return Policy	88

STAINLESS STEEL ROUND BASE

The stainless steel Round Base is composed of 304-grade stainless steel. The high quality, beautiful finish, and style make this base perfect for office, restaurant, and hospitality applications.

■ FEATURES

- UNIT HEIGHT: 27.75"
40.75"
SSP720-RB is available only in 27.75" height
- MOUNTING PLATE: 13.75" x 13.75" square pressed steel
- COLUMN: 3" diameter; 1.5 mm thick; 304-grade stainless steel
- FLOOR PLATE: 17-23/32" x 17-23/32"
22-27/32" x 22-27/32"
28-23/64" x 28-23/64"
Cover plate is 1mm thick 304-grade Sunray Brushed Stainless Steel
- LEVELING GLIDES: 3/4" diameter plastic for leveling on uneven floors
- FINISH: Brushed Stainless Steel
- METHOD OF ASSEMBLY: Bolted construction
- PACKAGING: SSP450-RB are packed in 3 boxes
SSP720-RB are packaged in 5 boxes



SSP450-RB



SSP720-RB

■ STAINLESS STEEL ROUND BASE PRICING

PART #	UNIT HEIGHT	FLOOR PLATE DIAMETER	RECOMMENDED TOP SIZE	NET WEIGHT	LIST PRICE
SSP450-RB	27.75"	17-23/32"	≤ 32" Rd.	34 lbs	702
			≤ 28" Sq.		
SSP580-RB	27.75"	22-27/32"	≤ 40" Rd.	49 lbs	975
			≤ 36" Sq.		
SSP450-RB-42	40.75"	17-23/32"	≤ 30" Rd.	36 lbs	787
			≤ 24" Sq.		
SSP580-RB-42	40.75"	22-27/32"	≤ 36" Rd.	51 lbs	1,060
			≤ 32" Sq.		
SSP720-RB 3 columns	27.75"	28-23/64"	≤ 60" Rd.	91 lbs	927
			≤ 54" Sq.		

STAINLESS STEEL SQUARE BASE

Classic design meets a beautiful finish in this stainless steel table base; our Square Base features 304-grade stainless steel. It is perfect for architectural, office, restaurant, and hospitality applications.

FEATURES

UNIT HEIGHT:	27.75" 40.75"
MOUNTING PLATE:	13.75" x 13.75" square pressed steel
COLUMN:	3" diameter; 1.5 mm thick; 304-grade stainless steel
FLOOR PLATE:	17-23/32" x 17-23/32" 22-27/32" x 22-27/32" Cover plate is 1mm thick 304-grade linear Sunray Brushed Stainless Steel
LEVELING GLIDES:	3/4" diameter plastic for leveling on uneven floors
FINISH:	Brushed Stainless Steel
METHOD OF ASSEMBLY:	Bolted construction
PACKAGING:	Bases are packed in 3 boxes



SSP450-SB

STAINLESS STEEL SQUARE BASE PRICING

PART #	UNIT HEIGHT	FLOOR PLATE	RECOMMENDED TOP SIZE	NET WEIGHT	LIST PRICE
SSP450-SB	27.75"	17-23/32"	≤ 32" Rd.	39 lbs	739
			≤ 28" Sq.		
SSP580-SB	27.75"	22-27/32"	≤ 40" Rd.	59 lbs	1,008
			≤ 36" Sq.		
SSP450-SB-42	40.75"	17-23/32"	≤ 30" Rd.	41 lbs	824
			≤ 24" Sq.		
SSP580-SB-42	40.75"	22-27/32"	≤ 36" Rd.	61 lbs	1,093
			≤ 32" Sq.		

STAINLESS STEEL BOLT DOWN LEG

This stylish yet heavy-duty base provides form and function in bolt-down applications. It is perfect for office or hospitality settings. The base bolts to the floor with an 8" diameter floor plate and has a 3" column diameter.

■ FEATURES

- UNIT HEIGHT: 27.75"
40.75"
- MOUNTING PLATE: 13.75" x 13.75" square pressed steel
- COLUMN: 3" diameter; 1.5 mm thick; 304- grade stainless steel
- FLOOR PLATE: 8" diameter; cover plate is 1mm thick 304-grade Sunray Brushed Stainless Steel
- FINISH: Brushed Stainless Steel
- METHOD OF ASSEMBLY: Bolted construction
- PACKAGING: Bases are packed in 3 boxes



SSBD

■ STAINLESS STEEL BOLT DOWN LEG PRICING

PART #	UNIT HEIGHT	COLUMN DIAMETER	RECOMMENDED TOP SIZE	NET WEIGHT	LIST PRICE
SSBD	27.75"	3"	≤ 24" Rd.	16 lbs	347
			≤ 24" Sq.		
SSBD-42	40.75"	3"	≤ 24" Rd.	22 lbs	432
			≤ 24" Sq.		

STAINLESS STEEL POST LEG

Our Stainless Steel Post Leg is crafted from high-quality stainless steel.

FEATURES

UNIT HEIGHT:	27.75" 34.75" 40.75"
MOUNTING PLATE:	5" x 5", 2.5 mm die-stamped steel
COLUMN:	3" diameter; 1.5 mm thick; 304-grade stainless steel
LEVELING GLIDES:	3.25" x .75" black plastic with 1/2" of adjustment
FINISH:	Brushed Stainless Steel
METHOD OF ASSEMBLY:	Bolted construction
PACKAGING:	Bases are packaged 2 per box, priced individually



SS29-PL

STAINLESS STEEL POST LEG PRICING

PART #	UNIT HEIGHT	COLUMN DIAMETER	NET WEIGHT	LIST PRICE
SS29-PL	27.75"	3"	6 lbs	203
SS36-PL	34.75"	3"	7 lbs	244
SS42-PL	40.75"	3"	8 lbs	287

CAST IRON 2.0 X & T BASES

The Cast Iron 2.0 X and T Bases are fabricated from an 11 gauge tubular steel column and a heavy-duty cast iron floor base. Die-formed steel threaded rod and nut are used for assembly.



CI-2222X



CI-24T

CI-2222X-42-FR
With Foot Ring

■ FEATURES

UNIT HEIGHT:	27.75" 40.75"
WELDED	
MOUNTING PLATE:	9.5" x 9.5" x 5/32" die-stamped steel
COLUMN:	3" diameter
LEVELING GLIDES:	1-1/8" diameter plastic for leveling on uneven floors
FINISH:	Black Wrinkle and Fog Gray
METHOD OF ASSEMBLY:	Bolted construction
PACKAGING:	Foot and column are packaged in 2 boxes

■ OPTIONS

SELF LEVELING GLIDES:	Specify -SLG-M8 See page 73 for more information
FOOT RING:	Specify -FR 16" diameter, 12" high foot ring for 40.75" high bases

■ CAST IRON 2.0 X & T BASES PRICING

TYPE	PART #	UNIT HEIGHT	BASE SPREAD	RECOMMENDED TOP SIZE	NET WEIGHT	LIST PRICE
X-BASES	CI-2222X	27.75"	22/22"	≤ 30" Rd.	18 lbs	143
				≤ 24" Sq.		
	CI-2230X	27.75"	22/30"	≤ 36" Sq.	20 lbs	161
				≤ 36" Rd.		
	CI-3030X	27.75"	30/30"	≤ 42" Sq.	22 lbs	180
				≤ 42" Rd.		
X-BASES BAR HEIGHT	CI-2222X-42	40.75"	22/22"	≤ 24" Sq.	21 lbs	241
				≤ 24" Rd.		
	CI-2230X-42	40.75"	22/30"	≤ 36" Sq.	23 lbs	259
				≤ 36" Rd.		
	CI-3030X-42	40.75"	30/30"	≤ 36" Sq.	25 lbs	278
				≤ 36" Rd.		
T-BASES	CI-24T	27.75"	22"	24" - 30" x 36" - 72"	15 lbs	109
	CI-24T-42	40.75"	22"	24" - 30" x 36" - 72"	18 lbs	207
SELF- LEVELLING GLIDES	-SLG-M8	For X Base			-	+ 84
	-SLG-M8	For T Base			-	+ 42
FOOT- RING	-FR	12"			6 lbs	+ 104

CAST IRON 2.0 ROUND BASES

The Cast Iron 2.0 Round Base features a column made from 11 gauge tubular steel and a heavy-duty cast iron floor plate. Die-formed steel threaded rod and nut are used for assembly



CI-18R

CI-18R-42-FR3
With Foot Ring

■ FEATURES

UNIT HEIGHT:	27.75" 40.75"
WELDED	
MOUNTING PLATE:	9.5" x 9.5" x 5/32" die-stamped steel
LEVELING GLIDES:	1-1/8" diameter plastic for leveling on uneven floors
FINISH:	Black Wrinkle and Fog Gray
METHOD OF ASSEMBLY:	Bolted construction
PACKAGING:	Floor plate and column are packaged separately

■ OPTIONS

SELF LEVELING GLIDES:	Specify -SLG-M8. See page 73 for more information.
FOOT RING:	12" high, for 40.75" high bases Specify -FR-3 16" diameter for 3" column. Specify -FR-4 9.5" diameter for 4" column.

■ CAST IRON 2.0 ROUND BASES PRICING

TYPE	PART #	UNIT HEIGHT	FLOOR PLATE	COLUMN DIAMETER	RECOMMENDED TOP SIZE	NET WEIGHT	LIST PRICE
ROUND BASES	CI-18R	27.75"	18"	3"	≤ 30" Rd.	22 lbs	180
					≤ 24" Sq.		
	CI-24R	27.75"	24"	3"	≤ 42" Rd.	40 lbs	288
					≤ 36" Sq.		
	CI-30R	27.75"	30"	4"	≤ 54" Rd.	57 lbs	405
					≤ 48" Sq.		
ROUND BASES BAR HEIGHT	CI-18R-42	40.75"	18"	3"	≤ 26" Rd.	26 lbs	278
					≤ 22" Sq.		
	CI-24R-42	40.75"	24"	3"	≤ 36" Rd.	44 lbs	386
					≤ 32" Sq.		
	CI-30R-42	40.75"	30"	4"	≤ 48" Rd.	62 lbs	503
					≤ 42" Sq.		
SELF LEVELING GLIDES	-SLG-M8	Self-leveling glides - 18" Base				-	+ 84
	-SLG-M8	Self-leveling glides - 24" and 30" Bases				-	+ 105
FOOTRING	-FR-3 for 3" dia column	12"	-	16"	-	6 lbs	+ 104
	-FR-4 for 4" dia column	12"	-	19.5"	-	6 lbs	+ 104

TRIANGULAR BASES

Fabricated 14 gauge tubular steel with welded cross members.

FEATURES

UNIT HEIGHT:	27.75" 40.75"
WELDED MOUNTING PLATE:	(3) 4" x 4" x 7/32" triangle
FINISH:	Stock color is Black. See page 84 for more color options
PACKAGING:	Floor plate and column are packaged separately

OPTIONS

BALLAST:	One or two 4 lbs each. Ballasts can be mounted under a floor plate for more stability Specify -BALLAST-1 for 1 ballast Specify -BALLAST-2 for 2 ballasts
SELF LEVELING GLIDES:	Specify -SLG-2. See page 73 for more information

TRIANGULAR BASES PRICING

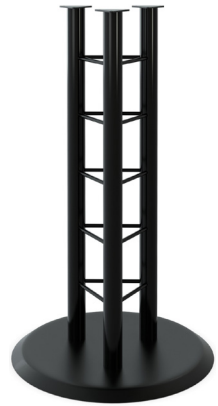
PART #	UNIT HEIGHT	COLUMN DIAMETER	BASE SPREAD	RECOMMENDED TOP SIZE	NET WEIGHT	LIST PRICE
TRI-8	27.75"	2"	10"	-	19 lbs	422
TRI-8-42	40.75"	2"	10"	-	26 lbs	513
TRI-8-18TRIP	27.75"	2"	18"	max 30" square	32 lbs	602
TRI-8-22TRIP	27.75"	2"	22"	max 36" square	38 lbs	667
TRI-8-26TRIP	27.75"	2"	26"	max 48" square	46 lbs	754
TRI8-18TRIP-42	40.75"	2"	18"	max 30" square	33 lbs	693
TRI8-22TRIP-42	40.75"	2"	22"	max 36" square	39 lbs	758
TRI8-26TRIP-42	40.75"	2"	26"	max 48" square	45 lbs	845
-SLG-2	Self-leveling Glides				-	+ 84
-BALLAST-1	1-four-pound ballast				4 lbs	+ 55
-BALLAST-2	2-four-pound ballasts				8 lbs	+ 112



TRI-8



TRI-8-18TRIP



TRI-842-18TRIP

ARCHED SINGLE COLUMN T-LEGS

Our Arched T-Legs feature the highest quality 14 gauge tubular steel; the column and arched foot are 2" in diameter. All threaded inserts are welded for maximum strength.



1ATL-24



1ATL-24-AH



1ATL-24-AH-SC

■ FEATURES

UNIT HEIGHT:	27.75" 40.75"
WELDED MOUNTING PLATE:	5"x 8"x 7/32"
LEVELING GLIDES:	1-3/8" diameter plastic in steel threaded inserts
FINISH:	Stock color is Black. See page 84 for more color options
PACKAGING:	Bases are packed 2 per box, priced individually

■ OPTIONS

ADJUSTABLE HEIGHT:	Adjusts in 1" increments from 24.75" to 34.75". See page 63 for more information.
SELF LEVELING GLIDES:	Specify -SLG
CUSTOM HEIGHT:	Specify -CUSTHT1 for height between 5" - 27.75" Specify -CUSTHT2 for height between 27.75" - 40.75"
CASTERS:	Specify -SC. 3" locking skate casters, each 112 lbs capacity

■ ARCHED SINGLE COLUMN T-LEGS PRICING

	PART #	UNIT HEIGHT	COLUMN DIA	BASE SPREAD	MOUNTING PLATE	RECOMMENDED TOP WIDTH	NET WEIGHT	LIST PRICE (EACH)	
FIXED HEIGHT	1ATL-18	27.75"	2"	16"	5"x 8"x 7/32"	18" - 22"	7 lbs	167	
	1ATL-24	27.75"	2"	22"	5"x 8"x 7/32"	24" - 28"	7 lbs	171	
	1ATL-30	27.75"	2"	26"	5"x 8"x 7/32"	28" - 30"	8 lbs	174	
	1ATL-24-SC	27.75"	2"	22"	5"x 8"x 7/32"	24" - 28"	7 lbs	235	
	1ATL-30-SC	27.75"	2"	26"	5"x 8"x 7/32"	28" - 30"	8 lbs	238	
	1ATL-18-42	40.75"	2"	16"	5"x 8"x 7/32"	18" - 22"	9 lbs	230	
	1ATL-24-42	40.75"	2"	22"	5"x 8"x 7/32"	24" - 28"	9 lbs	234	
	1ATL-30-42	40.75"	2"	26"	5"x 8"x 7/32"	28" - 30"	10 lbs	237	
ADJUSTABLE HEIGHT	1ATL-18-AH	27.75"	2"	16"	5"x 8"x 7/32"	18" - 22"	6 lbs	276	
	1ATL-24-AH	27.75"	2"	22"	5"x 8"x 7/32"	24" - 28"	9 lbs	280	
	1ATL-30-AH	27.75"	2"	26"	5"x 8"x 7/32"	28" - 30"	10 lbs	283	
CUSTOM HEIGHT	-CUSTHT1	For height between 5" - 27.75"						7 lbs	+ 68
	-CUSTHT2	For height between 27.75" - 40.75"						8-10 lbs	+ 131
SLG	-SLG	Self-leveling Glides						-	+ 42
SC	-SC	Locking Skate Casters						-	+ 64

ARCHED DUAL COLUMN T-LEGS

This base is fabricated from the highest quality 14 gauge tubular steel. The columns and arched foot are 2" in diameter. All threaded inserts are welded for maximum strength.



2ATL-24



2ATL-42

FEATURES

- UNIT HEIGHT: 27.75"
- LEVELING GLIDES: 1-3/8" diameter plastic with steel threaded inserts
- FINISH: Stock color is Black
See page 84 for more color options
- PACKAGING: Bases are packed 2 per box, priced individually

OPTIONS

- CUSTOM HEIGHT: Specify -CUSTHT1 for height between 5" - 27.75"

ARCHED DUAL COLUMN T-LEGS PRICING

PART #	UNIT HEIGHT	COLUMN DIAMETER	BASE SPREAD	MOUNTING PLATE SIZE	RECOMMENDED TOP DEPTH	NET WEIGHT	LIST PRICE (EACH)
2ATL-24	27.75"	2"	22"	5" x 12"	24" - 28"	12 lbs	240
2ATL-30	27.75"	2"	26"	5" x 12"	30" - 36"	13 lbs	245
2ATL-42	27.75"	2"	36"	(2) 5" x 8" welded	42" - 46"	14 lbs	255
2ATL-48	27.75"	2"	42"	(2) 5" x 8" welded	46" - 48"	14 lbs	260
-CUSTHT1	For height between 5" - 27.75"						+ 136

ARCHED SINGLE COLUMN X-BASE

X-Bases are fabricated from the highest quality 14 gauge tubular steel. The column is 3", and the arched feet are 2" in diameter. The mounting plate and all threaded inserts are welded for maximum strength.

FEATURES

- UNIT HEIGHT: 27.75" and 40.75"
- LEVELING GLIDES: 1-3/8" diameter plastic with steel threaded inserts
- FINISH: Stock color is Black. See page 84 for more color options
- PACKAGING: Bases and feet are packaged in one box

OPTIONS

- CUSTOM HEIGHT: Specify -CUSTHT1 for height between 5" - 27.75"
Specify -CUSTHT2 for height between 27.75" - 40.75"
- SELF LEVELING GLIDES: Specify -SLG
- CASTERS: Specify -SC . 3" Locking skate casters, each 112 lbs. capacity



1AXL-30



1AXL-30-42

ARCHED SINGLE COLUMN X-BASE PRICING

PART #	UNIT HEIGHT	COLUMN DIAMETER	BASE SPREAD	MOUNTING PLATE SIZE	RECOMMENDED TOP DEPTH	NET WEIGHT	LIST PRICE (EACH)	
1AXL-30	27.75"	3"	26" x 26"	8" x 8" x 7/32" welded	24" - 28"	14 lbs	306	
1AXL-36	27.75"	3"	32" x 32"	8" x 8" x 7/32" welded	30" - 36"	16 lbs	321	
1AXL-42	27.75"	3"	38" x 38"	8" x 8" x 7/32" welded	42" - 46"	19 lbs	344	
1AXL-30-42	40.75"	3"	26" x 26"	8" x 8" x 7/32" welded	24" - 28"	14 lbs	403	
1AXL-36-42	40.75"	3"	32" x 32"	8" x 8" x 7/32" welded	30" - 36"	16 lbs	418	
1AXL-42-42	40.75"	3"	38" x 38"	8" x 8" x 7/32" welded	42" - 46"	19 lbs	441	
-CUSTHT1	For height between 5" - 27.75"							+ 68
-CUSTHT2	For height between 27.75" - 40.75"							+ 165
-SLG	Self-leveling Glides							+ 84
-SC	Skate Casters							+ 128

SINGLE COLUMN POST LEGS

Single Column Post Legs are fabricated with 14 gauge steel. Threaded inserts for levelers or casters are welded for maximum strength.

FEATURES

UNIT HEIGHT:	27.75" 40.75"
WELDED MOUNTING PLATE:	4" x 4" x 7/32" or 6" x 6" x 7/32" welded
LEVELING GLIDES:	1-3/8" diameter plastic with steel threaded inserts; PL-27-4 has a 4" metal glide
CASTERS:	PL-27-2-C and PL-27-C have a 2" dual-wheel locking caster, 112 lbs capacity
FINISH:	Stock color is Black, PL-27-2 is also stocked in Metallic Silver. See page 84 for more color options
PACKAGING:	Bases are packaged 2 per box PL-27-2 and PL-27-2-C are packaged 4 per box PL-27-342 and PL-27-442 are packaged one per box Priced individually

OPTIONS

CUSTOM HEIGHT:	Specify -CUSTHT1 for height between 5" - 27.75" Specify -CUSTHT2 for height between 27.75" - 40.75"
----------------	--

SINGLE COLUMN POST LEGS PRICING

PART #	UNIT HEIGHT	COLUMN DIAMETER	MOUNTING PLATE SIZE	NET WEIGHT	LIST PRICE (EACH)
PL-27-2	27.75"	2"	4" x 4"	4 lbs	76
PL-27-2-MS Metallic Silver	27.75"	2"	4" x 4"	4 lbs	76
PL-27-2-C with casters	27.75"	2"	4" x 4"	4 lbs	95
PL-27-2FM folding leg	27.75"	2"	5" x 8"	7 lbs	234
PL-27-3	27.75"	3"	6" x 6"	6 lbs	112
PL-27-342	40.75"	3"	6" x 6"	10 lbs	175
PL-27-4	27.75"	4"	6" x 6"	8 lbs	152
PL-27-442	40.75"	4"	6" x 6"	12 lbs	215
-CUSTHT1	For height between 5" - 27.75"				+ 68
-CUSTHT2	For height between 27.75" - 40.75"				+ 131



PL-27-2FM



PL-27-4

1.5" POST LEGS

1.5" diameter tubular columns are fabricated with 14 gauge steel.



■ FEATURES

- UNIT HEIGHT: 27.75"
- WELDED MOUNTING PLATE: 4" x 4" x 7/32"
- BELL GLIDE: 2-3/8" diameter nylon glide in 2.5" high steel extender
- CASTERS: 3" locking skate wheel caster with black core; 112 lbs capacity
- ADJUSTABLE HEIGHT: Adjustable range from 24.75" to 34.75"
Adjusts in 1" increments
- FINISH: Stock color is Black. See page 84 for more color options
- PACKAGING: Bases are packaged 4 per box, priced individually

■ 1.5" POST LEGS PRICING


PART #	UNIT HEIGHT	COLUMN DIAMETER	MOUNTING PLATE SIZE	NET WEIGHT	LIST PRICE (EA)
SPYL with bell glide	27.75"	1.5"	4" x 4"	4 lbs	110
SPYL-SC with caster	27.75"	1.5"	4" x 4"	4 lbs	110
SPYL-AH spring clip adjustable height	27.75"	1.5"	4" x 4"	5 lbs	142

SQUARE POST LEG

Square post legs are fabricated with 14 gauge square steel threaded inserts for levelers. Post mounts flush with the table corner.

■ FEATURES

UNIT HEIGHT:	27.75" 40.75"
WELDED	
MOUNTING PLATE:	5" x 5" x 7/32"
LEVELING GLIDES:	2-3/8" diameter plastic with steel threaded inserts
CASTERS:	SQ-RH-C comes with a 2.5" dual-wheel locking caster, 112 lbs capacity
FINISH:	SQ-RH is stocked in Black and Metallic Silver See page 84 for more color options
PACKAGING:	Bases are packaged 4 per box, priced individually



SQ-RH

■ OPTIONS

CUSTOM HEIGHT:	Specify -CUSTHT1 for height between 5" - 27.75" Specify -CUSTHT2 for height between 27.75" - 40.75"
----------------	--

■ SQUARE POST LEG PRICING

PART #	UNIT HEIGHT	COLUMN DIAMETER	NET WEIGHT	LIST PRICE (EACH)
SQ-RH	27.75"	2-3/8"	6 lbs	121
SQ-RH-MS Metallic Silver	27.75"	2-3/8"	6 lbs	121
SQ-RH-C with Caster	27.75"	2-3/8"	6 lbs	140
SQ-RH-42 Bar Height	40.75"	2-3/8"	9 lbs	184
-CUSTHT1	For height between 5" - 27.75"			+ 68
-CUSTHT2	For height between 27.75" - 40.75"			+ 131

REVEAL LEG

The Reveal legs are fabricated with 14 gauge 2" diameter tubular steel, 45° angle support is welded to a 6" x 6" mounting plate for maximum strength.

■ FEATURES

- UNIT HEIGHT: 27.75"
- WELDED
- MOUNTING PLATE: 6" x 6" x 7/32" steel
- LEVELING GLIDES: 1-3/8" diameter plastic with steel threaded inserts
- FINISH: Stock color is Black. See page 84 for more color options
- PACKAGING: Bases are packaged 2 per box, priced individually

■ OPTIONS

- CUSTOM HEIGHT: Specify -CUSTHT1 for height between 5" - 27.75"



RL

■ REVEAL LEG PRICING

PART #	UNIT HEIGHT	COLUMN DIAMETER	MOUNTING PLATE SIZE	NET WEIGHT	LIST PRICE (EACH)
RL	27.75"	2"	6" x 6"	6 lbs	170
-CUSTHT1	For height between 5" - 27.75"				+ 68

BOLT DOWN LEG

This stylish yet heavy-duty base provides form and function in bolt-down applications. It is perfect for educational or hospitality settings—the base bolts to the floor with a 6" diameter plate and 3" column diameter.

FEATURES

UNIT HEIGHT:	27.75" 34.75" 40.75"
WELDED MOUNTING PLATE:	10" x 10"
COLUMN:	3" diameter
FLOOR PLATE:	6" diameter cover
FINISH:	Stock color is Black. See page 84 for more color options
METHOD OF ASSEMBLY:	Bolted construction
PACKAGING:	Bases are packaged in 2 boxes



OPTIONS

CUSTOM HEIGHT:	Specify -CUSTHT1 for height between 5" - 27.75" Specify -CUSTHT2 for height between 27.75" - 40.75"
----------------	--

BOLT DOWN LEG PRICING

PART #	UNIT HEIGHT	COLUMN DIAMETER	NET WEIGHT	LIST PRICE (EACH)
BD-29	27.75"	3"	13 lbs	170
BD-36 Counter Height	34.75"	3"	14 lbs	233
BD-42 Bar Height	40.75"	3"	15 lbs	233
-CUSTHT1	5" - 27.75"	3"	up to 13 lbs	+ 68
-CUSTHT2	27.75" - 40.75"	3"	up to 15 lbs	+ 131

SINGLE COLUMN T-LEG

Fabricated 14 gauge steel with steel end caps and threaded inserts for levelers or casters featuring a bolted construction.



TL-24



TL-22-C

■ FEATURES

UNIT HEIGHT:	27.75" 34.75" 40.75"
WELDED	
MOUNTING PLATE:	5" x 8" x 7/32" steel
LEVELING GLIDES:	1-3/8" diameter plastic with steel threaded inserts
FINISH:	Stock color is Black See page 84 for more color options
PACKAGING:	Bases are packaged 2 per box, priced individually

■ OPTIONS

CUSTOM HEIGHT:	Specify -CUSTHT1 for height between 5" - 27.75" Specify -CUSTHT2 for height between 27.75" - 40.75"
BAR HEIGHT:	Specify -42
COUNTER HEIGHT:	Specify -36
ADJUSTABLE HEIGHT:	Specify -AH. See page 63 for more information
CASTERS:	Specify -C. 2" dual-wheel locking caster, 112 lbs capacity
SELF-LEVELING GLIDES:	Specify -SLG-M8. See page 73 for more information
FOLDING:	Specify -GFM. See page 68 for more information

■ SINGLE COLUMN T-LEG PRICING

	PART #	UNIT HEIGHT	COLUMN DIAMETER	BASE SPREAD	MOUNTING PLATE SIZE	RECOMMENDED TOP DEPTH	NET WEIGHT	LIST PRICE (EACH)
STANDARD	TL-18	27.75"	2"	16"	5" x 8"	24" - 28"	7.50 lbs	179
	TL-20	27.75"	2"	18"	5" x 8"	26" - 32"	7.75 lbs	179
	TL-22	27.75"	2"	20"	5" x 8"	28" - 24"	8.00 lbs	182
	TL-24	27.75"	2"	22"	5" x 8"	30" - 36"	8.50 lbs	182
	TL-30	27.75"	2"	26"	5" x 8"	42" - 46"	9.00 lbs	186
CASTERS	TL-18-C	27.75"	2"	16"	5" x 8"	24" - 28"	7.50 lbs	217
	TL-20-C	27.75"	2"	18"	5" x 8"	26" - 32"	7.75 lbs	217
	TL-22-C	27.75"	2"	20"	5" x 8"	28" - 24"	8.00 lbs	220
	TL-24-C	27.75"	2"	22"	5" x 8"	30" - 36"	8.50 lbs	220
	TL-30-C	27.75"	2"	26"	5" x 8"	42" - 46"	9.00 lbs	224
COUNTER HEIGHT	TL-18-36	34.75"	2"	16"	5" x 8"	24" - 28"	8.50 lbs	242
	TL-20-36	34.75"	2"	18"	5" x 8"	26" - 32"	7.75 lbs	242
	TL-22-36	34.75"	2"	20"	5" x 8"	28" - 24"	8.50 lbs	245
	TL-24-36	34.75"	2"	22"	5" x 8"	30" - 36"	9.00 lbs	245
	TL-30-36	34.75"	2"	26"	5" x 8"	42" - 46"	10.00 lbs	249
BAR HEIGHT	TL-18-42	40.75"	2"	16"	5" x 8"	24" - 28"	9.50 lbs	242
	TL-20-42	40.75"	2"	18"	5" x 8"	26" - 32"	9.75 lbs	242
	TL-22-42	40.75"	2"	20"	5" x 8"	28" - 24"	10.00 lbs	245
	TL-24-42	40.75"	2"	22"	5" x 8"	30" - 36"	10.50 lbs	245
	TL-30-42	40.75"	2"	26"	5" x 8"	42" - 46"	11.00 lbs	249

■ SINGLE COLUMN T-LEG PRICING

	PART #	UNIT HEIGHT	COLUMN DIAMETER	BASE SPREAD	MOUNTING PLATE SIZE	RECOMMENDED TOP DEPTH	NET WEIGHT	LIST PRICE (EACH)
ADJUSTABLE HEIGHT	TL-18-AH	24.75 - 34.75"	2"	16"	5" x 8"	24" - 28"	10.50 lbs	288
	TL-20-AH	24.75 - 34.75"	2"	18"	5" x 8"	26" - 32"	10.75 lbs	288
	TL-22-AH	24.75 - 34.75"	2"	20"	5" x 8"	28" - 24"	11.00 lbs	291
	TL-24-AH	24.75 - 34.75"	2"	22"	5" x 8"	30" - 36"	11.50 lbs	291
	TL-30-AH	24.75 - 34.75"	2"	26"	5" x 8"	42" - 46"	12.00 lbs	295
AH 34.75 - 44.75	TL-18-42AH	34.75 - 44.75"	2"	16"	5" x 8"	24" - 28"	9.50 lbs	388
	TL-24-42AH	34.75 - 44.75"	2"	18"	5" x 8"	30" - 36"	10.50 lbs	391
	TL-30-42AH	34.75 - 44.75"	2"	20"	5" x 8"	42" - 46"	11.00 lbs	395
FOLDING	TL-18-GFM	27.75"	2"	16"	5" x 8"	24" - 28"	10.50 lbs	427
	TL-20-GFM	27.75"	2"	18"	5" x 8"	26" - 32"	10.75 lbs	427
	TL-22-GFM	27.75"	2"	20"	5" x 8"	28" - 24"	11.00 lbs	430
	TL-24-GFM	27.75"	2"	22"	5" x 8"	30" - 36"	11.50 lbs	430
	TL-30-GFM	27.75"	2"	26"	5" x 8"	42" - 46"	12.00 lbs	434
OPTIONS	-CUSTHT1	For height between 5" - 27.75"						+ 68
	-CUSTHT2	For height between 27.75" - 40.75"						+ 131
	-C	Casters						+ 38
	-SLG-M8	Self-leveling Glides						+ 42

WELDED SINGLE COLUMN T-LEG

Fabricated 14 gauge steel with steel endcaps and threaded inserts for levelers or casters. Featuring welded construction.

FEATURES

UNIT HEIGHT:	27.75"
WELDED MOUNTING PLATE:	5" x 8" x 7/32" steel
LEVELING GLIDES:	1-3/8" diameter plastic with steel threaded inserts
FINISH:	Stock color is Black. See page 84 for more color options
PACKAGING:	Bases are packaged 2 per box, priced individually



TL-24W

OPTIONS

Self-leveling Glides:	Specify -SLG-8 See page 73 for more information
-----------------------	--

WELDED SINGLE COLUMN T-LEG PRICING

PART #	UNIT HEIGHT	COLUMN DIAMETER	BASE SPREAD	RECOMMENDED TOP DEPTH	NET WEIGHT	LIST PRICE (EACH)
TL-18W	27.75"	2"	16"	18" - 20"	7 lbs	179
TL-24W	27.75"	2"	22"	24" - 28"	8 lbs	182
TL-30W	27.75"	2"	26"	28" - 30"	9.5 lbs	186
TL-36W	27.75"	2"	30"	34" - 36"	10 lbs	256
-SLG-M8	Self-leveling Glides					+ 42

EZ-ROLL T-LEG

T-Leg with concealed EZ-Roll wheels is stationary or can be mobile when tilted. Fabricated 14 gauge 2" diameter columns with steel endcaps and hid EZ-Roll wheels.

■ FEATURES

- UNIT HEIGHT: 27.75"
- WELDED
- MOUNTING PLATE: 5" x 8" x 7/32"
- EZ-ROLL WHEELS: 1.5" diameter built-in wheels
- FINISH: Stock color is Black. See page 84 for more color options
- PACKAGING: Bases are packed 2 per box, priced individually



TL30-EZ

■ OPTIONS

- CUSTOM HEIGHT: Specify -CUSTHT1 for height between 5" - 27.75"



Built-in EZ-Roll wheel

■ EZ-ROLL T-LEG PRICING

PART #	COLUMN DIAMETER	BASE SPREAD	RECOMMENDED TOP DEPTH	NET WEIGHT	LIST PRICE (EACH)
TL-18-EZR	2"	16"	18" - 22"	7 lbs	223
TL-24-EZR	2"	22"	24" - 26"	8 lbs	226
TL-30-EZR	2"	26"	28" - 30"	9 lbs	228
-CUSTHT1	For height between 5" - 27.75"				+ 68

DUAL COLUMN T-LEGS

Fabricated 14 gauge steel with steel endcaps and threaded inserts for levelers or casters.



2TL-30



2TL-30-C

■ FEATURES

UNIT HEIGHT:	27.75" 40.75"
MOUNTING PLATE:	7/32" steel
LEVELING GLIDES:	1-3/8" diameter plastic with steel threaded inserts
FINISH:	Stock color is Black. See page 84 for more color options
PACKAGING:	2TL-24, 2TL-30, 2TL-36, 2TL-42, and 2TL-48 bases are packed 2 per box, priced individually 2TL-60 bases are packed 1 per box, priced individually

■ OPTIONS

CUSTOM HEIGHT:	Specify -CUSTHT1 for height between 5" - 27.75" Specify -CUSTHT2 for height between 27.75" - 40.75"
BAR HEIGHT:	Specify -42
ADJUSTABLE HEIGHT:	Specify -AH. See page 63 for more information
CASTERS:	Specify -C. 2" dual-wheel locking caster
SELF LEVELING GLIDES:	Specify -SLG-M8. See page 73 for more information

■ DUAL COLUMN T-LEGS PRICING

	PART #	UNIT HEIGHT	COLUMN DIAMETER	BASE SPREAD	MOUNTING PLATE SIZE	RECOMMENDED TOP DEPTH	NET WEIGHT	LIST PRICE (EACH)
STANDARD	2TL-24	27.75"	2"	22"	5" x 11" welded	24" - 28"	13 lbs	245
	2TL-30	27.75"	2"	26"	5" x 11" welded	30" - 36"	14 lbs	248
	2TL-42	27.75"	2"	36"	6" x 16"	42" - 46"	17 lbs	269
	2TL-48	27.75"	2"	42"	6" x 16"	48" - 52"	17 lbs	281
	2TL-60	27.75"	2-3/8"	42"	(2) 6" x 6"	52" - 60"	18 lbs	365
CASTERS	2TL-24-C	27.75"	2"	22"	5" x 11" welded	24" - 28"	13 lbs	283
	2TL-30-C	27.75"	2"	26"	5" x 11" welded	30" - 36"	14 lbs	286
	2TL-42-C	27.75"	2"	36"	6" x 16"	42" - 46"	17 lbs	307
	2TL-48-C	27.75"	2"	42"	6" x 16"	48" - 52"	17 lbs	319
BAR HEIGHT	2TL-24-42	40.75"	2"	22"	5" x 11" welded	24" - 28"	18 lbs	371
	2TL-30-42	40.75"	2"	26"	5" x 11" welded	30" - 36"	19 lbs	374
	2TL-42-42	40.75"	2"	36"	6" x 16"	42" - 46"	22 lbs	395
	2TL-48-42	40.75"	2"	42"	6" x 16"	48" - 52"	22 lbs	407
ADJUSTABLE HEIGHT	2TL-24-AH	24.75" - 34.75"	2"	22"	(2) 5" x 8"	24" - 28"	19 lbs	463
	2TL-30-AH	24.75" - 34.75"	2"	26"	(2) 5" x 8"	30" - 36"	20 lbs	466
	2TL-42-AH	24.75" - 34.75"	2"	36"	(2) 5" x 8"	42" - 46"	23 lbs	487
	2TL-48-AH	24.75" - 34.75"	2"	42"	(2) 5" x 8"	48" - 52"	23 lbs	499
CUSTOM HEIGHT	-CUSTHT1	For height between 5" - 27.75"						+ 136
	-CUSTHT2	For height between 27.75" - 40.75"						+ 262
SLG	-SLG-M8	Self-leveling Glides						+ 42

SINGLE COLUMN C-LEGS

Fabricated 14 gauge steel with steel endcaps and threaded inserts for levelers or casters.



CL-24



CL-24-C

■ FEATURES

UNIT HEIGHT:	27.75" 34.75" 40.75"
MOUNTING PLATE:	5" x 8" 7/32" steel
LEVELING GLIDES:	1-3/8" diameter plastic with steel threaded inserts
FINISH:	Stock color is Black. See page 84 for more color options
PACKAGING:	Bases are packed 2 per box, priced individually

■ OPTIONS

CUSTOM HEIGHT:	Specify -CUSTHT1 for height between 5" - 27.75" Specify -CUSTHT2 for height between 27.75" - 40.75"
BAR HEIGHT:	Specify -42
COUNTER HEIGHT:	Specify -36
ADJUSTABLE HEIGHT:	Specify -AH. See page 63 for more information
CASTERS:	Specify -C. 2" dual-wheel locking caster, 112 lbs capacity
SELF LEVELING GLIDES:	Specify -SLG-M8. See page 73 for more information
FOLDING:	Specify -GFM. See page 68 for more information

■ SINGLE COLUMN C-LEGS PRICING

	PART #	UNIT HEIGHT	COLUMN DIAMETER	BASE SPREAD	MOUNTING PLATE SIZE	RECOMMENDED TOP DEPTH	NET WEIGHT	LIST PRICE (EACH)
STANDARD	CL-18	27.75"	2"	22"	5" x 8"	24" - 28"	7.5 lbs	179
	CL-24	27.75"	2"	26"	5" x 8"	30" - 36"	8.5 lbs	182
	CL-30	27.75"	2"	36"	5" x 8"	42" - 46"	9.0 lbs	186
CASTERS	CL-18-C	27.75"	2"	22"	5" x 8"	24" - 28"	7.5 lbs	217
	CL-24-C	27.75"	2"	26"	5" x 8"	30" - 36"	8.5 lbs	220
	CL-30-C	27.75"	2"	36"	5" x 8"	42" - 46"	9.0 lbs	224
COUNTER HEIGHT	CL-18-36	34.75"	2"	22"	5" x 8"	24" - 28"	8.5 lbs	242
	CL-24-36	34.75"	2"	26"	5" x 8"	30" - 36"	9.0 lbs	245
	CL-30-36	34.75"	2"	36"	5" x 8"	42" - 46"	10.0 lbs	249
BAR HEIGHT	CL-18-42	40.75"	2"	22"	5" x 8"	24" - 28"	9.5 lbs	242
	CL-24-42	40.75"	2"	26"	5" x 8"	30" - 36"	10.5 lbs	245
	CL-30-42	40.75"	2"	36"	5" x 8"	42" - 46"	11.0 lbs	249
ADJUSTABLE HEIGHT	CL-18-AH	24.75" - 34.75"	2"	22"	5" x 8"	24" - 28"	10.5 lbs	288
	CL-24-AH	24.75" - 34.75"	2"	26"	5" x 8"	30" - 36"	11.5 lbs	291
	CL-30-AH	24.75" - 34.75"	2"	36"	5" x 8"	42" - 46"	12.0 lbs	295
FOLDING	CL-18-GFM	27.75"	2"	22"	5" x 8"	24" - 28"	10.0 lbs	427
	CL-24-GFM	27.75"	2"	26"	5" x 8"	30" - 36"	11.0 lbs	430
	CL-30-GFM	27.75"	2"	36"	5" x 8"	42" - 46"	11.5 lbs	434
CUSTOM HEIGHT	-CUSTHT1	For height between 5" - 27.75"						+ 68
	-CUSTHT2	For height between 27.75" - 40.75"						+ 131
SLG	-SLG-M8	Self-leveling Glides						+ 42

DUAL COLUMN C-LEGS

Fabricated 14 gauge steel with steel endcaps and threaded inserts for levelers or casters.



2CL-30



2CL-30-C

■ FEATURES

UNIT HEIGHT:	27.75" 34.75 40.75"
MOUNTING PLATE:	5" x 11" 7/32" steel
LEVELING GLIDES:	1-3/8" diameter plastic with steel threaded inserts
FINISH:	Stock color is Black See page 84 for more color options
PACKAGING:	Bases are packed 2 per box, priced individually

■ OPTIONS

CUSTOM HEIGHT:	Specify -CUSTHT1 for height between 5" - 27.75" Specify -CUSTHT2 for height between 27.75" - 40.75"
BAR HEIGHT:	Specify -42
ADJUSTABLE HEIGHT:	Specify -AH. See page 63 for more information
CASTERS:	Specify -C. 2" dual-wheel locking caster, 112 lbs capacity
SELF LEVELING GLIDES:	Specify -SLG.-M8. See page 73 for information

■ DUAL COLUMN C-LEG PRICING

	PART #	UNIT HEIGHT	COLUMN DIAMETER	BASE SPREAD	MOUNTING PLATE SIZE	RECOMMENDED TOP DEPTH	NET WEIGHT	LIST PRICE (EACH)
STANDARD	2CL-24	27.75"	2"	22"	5" x 11" welded	24"- 28"	13 lbs	245
	2CL-30	27.75"	2"	26"	5" x 11" welded	28"- 30"	14 lbs	248
CASTERS	2CL-24-C	27.75"	2"	22"	(2) 5" x 8"	24"- 28"	13 lbs	283
	2CL-30-C	27.75"	2"	26"	(2) 5" x 8"	28"- 30"	14 lbs	286
BAR HEIGHT	2CL-24-42	40.75"	2"	22"	(2) 5" x 8"	24"- 28"	18 lbs	371
	2CL-30-42	40.75"	2"	26"	(2) 5" x 8"	28"- 30"	19 lbs	374
ADJUSTABLE HEIGHT	2CL-24-AH	24.75" - 34.75"	2"	22"	(2) 5" x 8"	24"- 28"	19 lbs	463
	2CL-30-AH	24.75" - 34.75"	2"	26"	(2) 5" x 8"	28"- 30"	20 lbs	466
CUSTOM HEIGHT	-CUSTHT1	For height between 5" - 27.75"						+ 136
	-CUSTHT2	For height between 27.75" - 40.75"						+ 262
SLG	-SLG-M8	Self-leveling Glides						+ 42

DUAL COLUMN H-LEGS

Fabricated 14 gauge steel with threaded inserts for levelers or casters.



■ FEATURES

UNIT HEIGHT:	27.75" 34.75 40.75"
MOUNTING PLATE:	(2) 6" x 6" x 7/32" steel
LEVELING GLIDES:	1-3/8" diameter plastic with steel threaded inserts
FINISH:	Stock color is Black See page 84 for more color options
PACKAGING:	Bases are packed 2 per box, priced individually

■ OPTIONS

CUSTOM HEIGHT:	Specify -CUSTHT1 for height between 5" - 27.75" Specify -CUSTHT2 for height between 27.75" - 40.75"
COUNTER HEIGHT:	Specify -36
BAR HEIGHT:	Specify -42
SELF LEVELING GLIDES:	Specify -SLG-M8. See page 73 for information

■ DUAL COLUMN H-LEGS PRICING

	PART #	UNIT HEIGHT	COLUMN DIAMETER	BASE SPREAD	RECOMMENDED TOP DEPTH	NET WEIGHT	LIST PRICE (EACH)	
STANDARD	HL-24	27.75"	2"	16.5"	24" - 28"	12 lbs	179	
	HL-30	27.75"	2"	22.5"	30" - 40"	13 lbs	201	
	HL-330	27.75"	3"	23.5"	30" - 40"	18 lbs	234	
	HL-342	27.75"	3"	30"	42" - 48"	18 lbs	272	
CASTERS	HL-24-C	27.75"	2"	16.5"	24" - 28"	12 lbs	217	
	HL-30-C	27.75"	2"	22.5"	30" - 40"	13 lbs	239	
COUNTER HEIGHT	HL-2436	34.75"	2"	16.5"	24" - 28"	13 lbs	305	
	HL-3036	34.75"	2"	22.5"	30" - 40"	15 lbs	327	
BAR HEIGHT	HL-2442	40.75"	2"	16.5"	24" - 28"	15 lbs	305	
	HL-3042	40.75"	2"	22.5"	30" - 40"	16 lbs	327	
CUSTOM HEIGHT	-CUSTHT1	For height between 5" - 27.75"						+ 136
	-CUSTHT2	For height between 27.75" - 40.75"						+ 262
SLG	-SLG-M8	Self-leveling Glides						+ 42

SINGLE COLUMN X-BASES

Fabricated 14 gauge steel with steel endcaps and threaded inserts for levelers or casters.
Bolted construction



XL-36



XL-24QF
Quick-Flip Mechanism



XL-42-36
Rectangular X Base

■ FEATURES

UNIT HEIGHT:	27.75"
LEVELING GLIDES:	1-3/8" diameter plastic with steel threaded inserts
FINISH:	Stock color is Black. See page 84 for more color options
PACKAGING:	Bases are packaged in 2 boxes

■ OPTIONS

CUSTOM HEIGHT:	Specify -CUSTHT1 for height between 5" - 27.75" Specify -CUSTHT2 for height between 27.75" - 40.75"
BAR HEIGHT:	Specify -42
CASTERS:	Specify -C. 2" dual-wheel locking caster, 112 lbs capacity
SELF LEVELING GLIDES:	Specify -SLG-M8. See page 73 for information
FLIP TOP:	Specify -QF Quick-flip mechanism flips top by pulling on the release handle. Top locks automatically when returned to a horizontal position

■ SINGLE COLUMN X-BASES PRICING

	PART #	COLUMN DIAMETER	BASE SPREAD	MOUNTING PLATE SIZE	RECOMMENDED TOP SIZE		NET WEIGHT	LIST PRICE	
					ROUND	SQUARE			
FIXED TOP STANDARD HEIGHT	XL-24	3"	20" x 20"	8" x 8"	20" - 24" Rd.	20" - 22" Sq.	15 lbs	272	
	XL-30	3"	26" x 26"	8" x 8"	26" - 36" Rd.	26" - 30" Sq.	17 lbs	281	
	XL-36	3"	32" x 32"	8" x 8"	32" - 42" Rd.	32" - 36" Sq.	19 lbs	288	
	XL-42	3"	36" x 36"	8" x 8"	36" - 48" Rd.	36" - 42" Sq.	21 lbs	296	
	XL-48	3"	42" x 42"	8" x 8"	42" - 52" Rd.	42" - 48" Sq.	23 lbs	306	
						RECTANGULAR			
	XL-30/24	3"	26" x 20"	8" x 8"	30" x 24"		13 lbs	281	
	XL-36/24	3"	32" x 20"	8" x 8"	36" x 24"		13 lbs	288	
	XL-36/30	3"	32" x 26"	8" x 8"	36" x 30"		15 lbs	288	
	XL-42/24	3"	36" x 20"	8" x 8"	42" x 24"		13 lbs	296	
	XL-42/30	3"	36" x 26"	8" x 8"	42" x 30"		15 lbs	296	
	XL-42/36	3"	36" x 32"	8" x 8"	42" x 36"		15 lbs	296	
	XL-48/24	3"	42" x 20"	8" x 8"	48" x 24"		13 lbs	306	
	XL-48/30	3"	42" x 26"	8" x 8"	48" x 30"		15 lbs	306	
XL-48/36	3"	42" x 30"	8" x 8"	48" x 36"		15 lbs	306		
XL-48/42	3"	42" x 36"	8" x 8"	48" x 42"		16 lbs	306		
					ROUND				
FLIP TOP	XL-24-QF flip top	3"	20" x 20"	8" x 8"	20" - 24" Rd.		20 lbs	512	
	XL-30-QF flip top	3"	26" x 26"	8" x 8"	26" - 30" Rd.		25 lbs	521	
	XL-36-QF flip top	3"	32" x 32"	8" x 8"	32" - 36" Rd.		29 lbs	528	
CUSTOM HEIGHT	-CUSTHT1	For height between 5" - 27.75"						+ 68	
	-CUSTHT2	For height between 27.75" - 40.75"						+ 131	
SLG	-SLG-M8	Self-leveling Glides						+ 84	

■ SINGLE COLUMN X-BASES PRICING

	PART #	COLUMN DIAMETER	BASE SPREAD	MOUNTING PLATE SIZE	RECOMMENDED TOP SIZE		NET WEIGHT	LIST PRICE	
					ROUND	SQUARE			
FIXED TOP STANDARD HEIGHT WITH CASTERS	XL-24-C	3"	20" x 20"	8" x 8"	20" - 24" Rd.	20" - 22" Sq.	15 lbs	348	
	XL-30-C	3"	26" x 26"	8" x 8"	26" - 36" Rd.	26" - 30" Sq.	17 lbs	357	
	XL-36-C	3"	32" x 32"	8" x 8"	32" - 42" Rd.	32" - 36" Sq.	19 lbs	364	
	XL-42-C	3"	36" x 36"	8" x 8"	36" - 48" Rd.	36" - 42" Sq.	21 lbs	372	
	XL-48-C	3"	42" x 42"	8" x 8"	42" - 52" Rd.	42" - 48" Sq.	23 lbs	382	
						RECTANGULAR			
	XL-30/24-C	3"	26" x 20"	8" x 8"	30" x 24"		13 lbs	357	
	XL-36/24-C	3"	32" x 20"	8" x 8"	36" x 24"		13 lbs	364	
	XL-36/30-C	3"	32" x 26"	8" x 8"	36" x 30"		15 lbs	364	
	XL-42/24-C	3"	36" x 20"	8" x 8"	42" x 24"		13 lbs	372	
	XL-42/30-C	3"	36" x 26"	8" x 8"	42" x 30"		15 lbs	372	
	XL-42/36-C	3"	36" x 32"	8" x 8"	42" x 36"		15 lbs	372	
	XL-48/24-C	3"	42" x 20"	8" x 8"	48" x 24"		13 lbs	382	
	XL-48/30-C	3"	42" x 26"	8" x 8"	48" x 30"		15 lbs	382	
XL-48/36-C	3"	42" x 30"	8" x 8"	48" x 36"		15 lbs	382		
XL-48/42-C	3"	42" x 36"	8" x 8"	48" x 42"		16 lbs	382		
					ROUND				
FLIP TOP WITH CASTERS	XL-24-QFC flip top	3"	20" x 20"	8" x 8"	20" - 24" Rd.		20 lbs	588	
	XL-30-QFC flip top	3"	26" x 26"	8" x 8"	26" - 30" Rd.		25 lbs	597	
	XL-36-QFC flip top	3"	32" x 32"	8" x 8"	32" - 36" Rd.		29 lbs	604	

■ SINGLE COLUMN X-BASES PRICING

PART #	COLUMN DIAMETER	BASE SPREAD	MOUNTING PLATE SIZE	RECOMMENDED TOP SIZE		NET WEIGHT	LIST PRICE
				ROUND	SQUARE		
XL-24-42	3"	20" x 20"	8" x 8"	20" - 24" Rd.	20" - 22" Sq.	15 lbs	335
XL-30-42	3"	26" x 26"	8" x 8"	26" - 36" Rd.	26" - 30" Sq.	17 lbs	344
XL-36-42	3"	32" x 32"	8" x 8"	32" - 42" Rd.	32" - 36" Sq.	19 lbs	351
XL-42-42	3"	36" x 36"	8" x 8"	36" - 48" Rd.	36" - 42" Sq.	21 lbs	359
XL-48-42	3"	42" x 42"	8" x 8"	42" - 52" Rd.	42" - 48" Sq.	23 lbs	369
				RECTANGULAR			
XL-30/24-42	3"	26" x 20"	8" x 8"	30" x 24"		13 lbs	344
XL-36/24-42	3"	32" x 20"	8" x 8"	36" x 24"		13 lbs	351
XL-36/30-42	3"	32" x 26"	8" x 8"	36" x 30"		15 lbs	351
XL-42/24-42	3"	36" x 20"	8" x 8"	42" x 24"		13 lbs	359
XL-42/30-42	3"	36" x 26"	8" x 8"	42" x 30"		15 lbs	359
XL-42/36-42	3"	36" x 32"	8" x 8"	42" x 36"		15 lbs	359
XL-48/24-42	3"	42" x 20"	8" x 8"	48" x 24"		13 lbs	369
XL-48/30-42	3"	42" x 26"	8" x 8"	48" x 30"		15 lbs	369
XL-48/36-42	3"	42" x 30"	8" x 8"	48" x 36"		15 lbs	369
XL-48/42-42	3"	42" x 36"	8" x 8"	48" x 42"		16 lbs	369

FIXED TOP BAR HEIGHT

MULTI COLUMN X-BASES

Fabricated 11 gauge steel columns and 14 gauge feet with threaded inserts for levelers or casters. Bolted construction.



2XL-3672



3XL-4896



4XL-48144

■ FEATURES

UNIT HEIGHT:	27.75"
MOUNTING PLATE:	8" x 8" x 7/32" steel
LEVELING GLIDES:	1-3/8" diameter plastic with steel threaded inserts
FINISH:	Stock color is Black. See page 84 for more color options
PACKAGING:	2XL ships in 2 boxes, 3XL ships in 3 boxes, 4XL ships in 4 boxes

■ OPTIONS

BAR HEIGHT:	Specify -42. Available for 2XL, 3XL, 4XL
CASTERS:	Specify -C . 2" dual-wheel locking caster, 112 lbs capacity
SELF LEVELING GLIDES:	Specify -SLG-M8. See page 73 for information

■ DUAL COLUMN X-BASES PRICING



	PART #	COLUMN DIAMETER	BASE SPREAD	RECOMMENDED TOP SIZE	NET WEIGHT	LIST PRICE
STANDARD	2XL-2460	3"	53" x 20"	24" x 60"	31 lbs	576
	2XL-2466	3"	59" x 20"	24" x 66"	32 lbs	576
	2XL-2472	3"	62" x 20"	24" x 72"	33 lbs	576
	2XL-3060	3"	53" x 26"	30" x 60"	37 lbs	576
	2XL-3066	3"	59" x 26"	30" x 66"	34 lbs	576
	2XL-3072	3"	62" x 26"	30" x 72"	35 lbs	576
	2XL-3672	3"	68" x 32"	36" x 72"	38 lbs	576
	2XL-3684	3"	78" x 32"	36" x 84"	40 lbs	576
	2XL-4284	3"	78" x 36"	42" x 84"	42 lbs	576
CASTERS	2XL-2460-C	3"	53" x 20"	24" x 60"	31 lbs	690
	2XL-2466-C	3"	59" x 20"	24" x 66"	32 lbs	690
	2XL-2472-C	3"	62" x 20"	24" x 72"	33 lbs	690
	2XL-3060-C	3"	53" x 26"	30" x 60"	37 lbs	690
	2XL-3066-C	3"	59" x 26"	30" x 66"	34 lbs	672
	2XL-3072-C	3"	62" x 26"	30" x 72"	35 lbs	672
	2XL-3672-C	3"	68" x 32"	36" x 72"	38 lbs	672
	2XL-3684-C	3"	78" x 32"	36" x 84"	40 lbs	672
	2XL-4284-C	3"	78" x 36"	42" x 84"	42 lbs	672
OPTIONS	-42	Bar Height 42"				126
	-SLG-M8	Self-leveling Glides				126

■ TRIPLE COLUMN X-BASES PRICING



PART #	COLUMN DIAMETER	BASE SPREAD	RECOMMENDED TOP SIZE	NET WEIGHT	LIST PRICE
3XL-4296	3"	90" x 36"	42" x 96"	57 lbs	899
3XL-42108	3"	102" x 36"	42" x 108"	54 lbs	921
3XL-4896	3"	90" x 42"	48" x 96"	60 lbs	946
3XL-48108	3"	102" x 42"	48" x 108"	62 lbs	949
3XL-48120	3"	114" x 42"	48" x 120"	65 lbs	975
-42	Bar Height 42"				189
-SLG-M8	Self-leveling Glides				168

■ QUADRUPLE COLUMN X-BASES PRICING



PART #	COLUMN DIAMETER	BASE SPREAD	RECOMMENDED TOP SIZE	NET WEIGHT	LIST PRICE
4XL-48144	3"	131" x 42"	48" x 144"	81 lbs	1,253
-42	Bar Height 42"				252
-SLG-M8	Self-leveling Glides				210

4 & 5 COLUMN X-BASES

Fabricated 14 gauge steel with steel endcaps and threaded inserts for levelers or casters.
Bolted construction featuring 4-columns or 5-columns.



4XL-38



4XL-38-C



5XL-48

FEATURES

- UNIT HEIGHT: 27.75"
- MOUNTING PLATE: 4 column base - (4) 4" x 4" x 7/32" steel | 5 column base - (5) 10" x 10" cast spider
- LEVELING GLIDES: 1-3/8" diameter plastic with steel threaded inserts
- FINISH: Stock color is Black. See page 84 for more color options
- PACKAGING: 4 column bases are packaged in 1 box | 5 column bases are packaged in 2 boxes

OPTIONS

- BAR HEIGHT: Specify -42. 4 column base only.
- CASTERS: Specify -C. 2" dual-wheel locking caster, 112 lbs capacity
- SELF-LEVELING
- GLIDES: Specify -SLG-M8. See page 73 for information

4 COLUMN X-BASES | 5 COLUMN X-BASES | PRICING


PART #	UNIT HEIGHT	COLUMN DIAMETER	BASE SPREAD	MOUNTING PLATE SIZE	RECOMMENDED TOP SIZE	NET WEIGHT	LIST PRICE
4XL-38	27.75"	2"	38" x 38"	(4) 4" x 4"	42" - 60" Rd.	34 lbs	554
					42" - 60" Sq.		
4XL-38-C	27.75"	2"	38" x 38"	(4) 4" x 4"	42" - 60" Rd.	34 lbs	630
					42" - 60" Sq.		
4XL-38-42	40.75"	2"	38" x 38"	(4) 4" x 4"	42" - 60" Rd.	44 lbs	806
					42" - 60" Sq.		
5XL-48	27.75"	2"	48" x 48"	(5) 10" x 10"	60" - 84" Rd.	37 lbs	603
					60" - 72" Sq.		
5XL-48-C	27.75"	2"	48" x 48"	(5) 10" x 10"	60" - 84" Rd.	37 lbs	679
					60" - 72" Sq.		
-SLG-M8	Self-leveling Glides						+ 84

SIENNA ROUND & SQUARE BASES

Sienna bases provide a modern look for offices, breakrooms, and training rooms. These bases feature a 4" column with 3/8" thick laser-cut solid steel and flush-mounted adjustable glides.



C4-22FPR



C442-2222FPS



Foot Ring Option

■ FEATURES

UNIT HEIGHT:	27.75" 40.75"
WELDED	
MOUNTING PLATE:	8" x 8" x 7/32" steel
COLUMN:	4" diameter
LEVELING GLIDES:	3/4" diameter plastic for leveling on uneven floors
FINISH:	Stock colors are Black (-BL) and Metallic Silver (-MS) See page 84 for more color options
PACKAGING:	Bases are packed in 2 boxes; priced individually Footring is packaged 1 per box

■ OPTIONS

CUSTOM HEIGHT:	Specify -CUSTHT1 for height between 5" - 27.75" Specify -CUSTHT2 for height between 27.75" - 40.75"
Self-leveling Glides:	Specify -SLG-M8 Round bases require 5 Self-leveling Glides Square bases require 4 Self-leveling Glides See page 73 for information
FOOT RING:	Specify -FR-4.12" high

■ SIENNA ROUND & SQUARE BASES PRICING

PLATE TYPE	PART #	COLUMN DIAMETER	UNIT HEIGHT	PLATE SIZE	RECOMMENDED TOP DEPTH	NET WEIGHT	LIST PRICE (EACH)
ROUND	C4-18FPR	4"	27.75"	18" D	24"- 30"	38 lbs	509
	C4-22FPR	4"	27.75"	22" D"	30"- 36"	51 lbs	612
	C4-26FPR	4"	27.75"	26" D"	36"- 48"	67 lbs	735
	C442-18FPR bar height	4"	40.75"	18" D	24"- 30"	41 lbs	572
	C442-22FPR bar height	4"	40.75"	22" D"	30"- 36"	54 lbs	675
	C442-26FPR bar height	4"	40.75"	26" D"	36"- 48"	70 lbs	798
	C442-18FPR-FR with foot ring	4"	40.75"	18" D	24"- 30"	47 lbs	676
	C442-22FPR-FR with foot ring	4"	40.75"	22" D"	30"- 36"	60 lbs	779
	C442-26FPR-FR with foot ring	4"	40.75"	26" D"	36"- 48"	76 lbs	902
	-SLG-M8	Self-leveling Glides					

SQUARE	C4-1818FPS	4"	27.75"	18" x 18"	24"- 30"	46 lbs	509
	C4-2222FPS	4"	27.75"	22" x 22"	30"- 36"	65 lbs	612
	C4-2626FPS	4"	27.75"	26" x 26"	36"- 48"	86 lbs	735
	C442-1818FPS bar height	4"	40.75"	18" x 18"	24"- 30"	49 lbs	572
	C442-2222FPS bar height	4"	40.75"	22" x 22"	30"- 36"	68 lbs	675
	C442-2626FPS bar height	4"	40.75"	26" x 26"	36"- 48"	89 lbs	798
	C442-1818FPS-FR with foot ring	4"	40.75"	18" x 18"	24"- 30"	55 lbs	676
	C442-2222FPS-FR with foot ring	4"	40.75"	22" x 22"	30"- 36"	74 lbs	779
	C442-2626FPS-FR with foot ring	4"	40.75"	26" x 26"	36"- 48"	95 lbs	902
	-SLG-M8	Self-leveling Glides					

OPTIONS	FR-4		12"			6 lbs	+ 104	
	-CUSTHT1	For height between 5" - 27.75"						+ 68
	-CUSTHT2	For height between 27.75" - 40.75"						+ 131

SIENNA X BASES

Sienna X bases were designed for breakroom or conference room applications. The floor plate is heavy-duty 3/8" thick laser-cut solid steel.



C4-2626FPP



4C3-4848FPP



4C342-4848FPP

■ FEATURES

UNIT HEIGHT:	27.75" 40.75"
WELDED MOUNTING PLATE:	8" x 8" x 7/32" steel
COLUMN:	Single column - 4" diameter 4 columns - 3" diameter
LEVELING GLIDES:	2-3/8" diameter plastic with steel threaded inserts
FINISH:	Stock colors are Black (-BL) and Metallic Silver (-MS) See page 84 for more color options
PACKAGING:	Single column X base is packaged in 2 boxes 4 column X base is packaged in 5 boxes

■ OPTIONS

CUSTOM HEIGHT:	Specify -CUSTHT1 for height between 5" - 27.75" Specify -CUSTHT2 for height between 27.75" - 40.75"
BAR HEIGHT:	Specify -42
CASTERS:	Specify -SC . 3" locking skate wheel caster with 112 lbs capacity
SELF LEVELING GLIDES:	Specify -SLG-M8. See page 73 for information

■ SIENNA X BASES PRICING

COLUMNS	HEIGHT	PART #	COLUMN DIAMETER	UNIT HEIGHT	BASE SPREAD	RECOMMENDED TOP SIZE	NET WEIGHT	LIST PRICE (EACH)	
1	STANDARD	C4-2626FPP	4"	27.75"	26" x 26"	30" - 36" DIA	26 lbs	582	
		C4-3232FPP	4"	27.75"	32" x 32"	36" - 42" DIA	32 lbs	660	
		C4-3636FPP	4"	27.75"	36" x 36"	42" - 48" DIA	39 lbs	767	
	BAR	C442-2626FPP	4"	40.75"	26" x 26"	30" - 36" DIA	46 lbs	645	
		C442-3232FPP	4"	40.75"	32" x 32"	36" - 42" DIA	49 lbs	723	
		C442-3636FPP	4"	40.75"	36" x 36"	42" - 48" DIA	65 lbs	830	
	CUSTOM	-CUSTHT1	For height between 5" - 27.75"						+ 68
		-CUSTHT2	For height between 27.75" - 40.75"						+ 131

4	STANDARD	4C3-4848FPP	3"	27.75"	48" x 48"	54" - 72" RD	90 lbs	1,056	
	BAR	4C342-4848FPP	3"	40.75"	48" x 48"	54" - 72" DIA	100 lbs	1,308	
	CUSTOM	-CUSTHT1	For height between 5" - 27.75"						+ 272
		-CUSTHT2	For height between 27.75" - 40.75"						+ 524

OPTIONS	CASTERS	-SC	Skate Casters					+ 128
	GLIDES	-SLG-M8	Self-leveling Glides					+ 84

SIENNA CAFÉ POWER BASES



Sienna Café Power low-profile bases are an authentic meeting solution conveniently allowing to charge via power or USB; a power cord runs through the base column for a clean look. Power is sold separately.

The effortless elegance of Node's clean, flush-mount design is sure to complement a wide range of aesthetics, stylish plated or powder coat finish belies a robust, die-cast construction. Refined but versatile, Node offers a range of power, data, and USB configurations.



Node Receptacle



CP-22FPR-3



CP-2626FPP

FEATURES

UNIT HEIGHT:	27.75"
WELDED MOUNTING PLATE:	12.5" x 7" x 2.5" steel
COLUMN:	3" and 4" diameter
LEVELING GLIDES:	2 3/8" diameter plastic with steel threaded inserts
FINISH:	Stock: Black (-BL) & Metallic Silver (-MS). See page 84 for more color options
PACKAGING:	Bases are packed in 4 boxes
ELECTRICAL:	15 Amp power per outlet and 2 Amp per USB port, 120" power cord Black or Silver

BASE OPTIONS

BAR HEIGHT:	Specify -42
SELF LEVELING GLIDES:	Specify -SLG-M8 Round bases use 5 X bases use 4 See page 73 for information
FOOT RING:	Specify -FR-4. 12" high

ELECTRICAL OPTIONS

- 2-Power
- 1-Power / 1 USB port

■ SIENNA CAFÉ POWER BASES PRICING

	PART #	COLUMN DIAMETER	UNIT HEIGHT	PLATE/ BASE SPREAD	RECOMMENDED TOP SIZE	NET WEIGHT	LIST PRICE (EACH)
ROUND BASE	CP-22FPR-3	3"	27.75"	22" D	30"- 36"	51 lbs	660
	CP-26FPR-4	4"	27.75"	26" D	36"- 48"	67 lbs	808
	CP-22FPR-3-42 bar height	3"	40.75"	22" D	30"- 36"	60 lbs	723
	CP-26FPR-4-42 bar height	4"	40.75"	26" D	36"- 48"	76 lbs	871
	-SLG-M8	Self-leveling Glides					

X BASE	CP-2626FPP	3"	27.75"	26" x 26"	30"- 36"	26 lbs	658
	CP-3232FPP	3"	27.75"	32" x 32"	36"- 42"	32 lbs	732
	CP-3636FPP	4"	27.75"	36" x 36"	42"- 48"	39 lbs	869
	CP-2626FPP-42 bar height	3"	40.75"	26" x 26"	30"- 36"	46 lbs	721
	CP-3232FPP-42 bar height	3"	40.75"	32" x 32"	36"- 42"	49 lbs	795
	CP-3636FPP-42 bar height	4"	40.75"	36" x 36"	42"- 48"	65 lbs	932
	-SLG-M8	Self-leveling Glides					

OPTIONS	-FR-4		12"			6 lbs	+ 104
---------	-------	--	-----	--	--	-------	-------

	PART #	COLOR	CONFIGURATION	LIST PRICE (EACH)
ELECTRICAL	NODE-1PU-120-MS	Metallic Silver	1 Power / USB Duplex	+ 355
	NODE-1PU-120-B	Black	1 Power / 1 USB Duplex	+ 355
	NODE-2PU-120-MS	Metallic Silver	2 Power	+ 258
	NODE-2PU-120-B	Black	2 Power	+ 258

SIENNA RECTANGLE BASE

Sienna Rectangle bases were designed for conference tables and collaboration applications. This base features two 3" diameter columns and a heavy-duty solid steel rectangular floor plate 3/8" thick.

FEATURES

UNIT HEIGHT:	27.75" 40.75"
WELDED MOUNTING PLATE:	6" x 6" x 7/32" steel
COLUMN:	3" diameter
LEVELING GLIDES:	3/4" diameter plastic with steel threaded inserts
FINISH:	Stock colors are Black (-BL) and Metallic Silver (-MS) See page 84 for more color options
PACKAGING:	Base is packaged in 3 boxes



2C3-2230FPR

OPTIONS

CUSTOM HEIGHT:	Specify -CUSTHT1 for height between 5" - 27.75" Specify -CUSTHT2 for height between 27.75" - 40.75"
BAR HEIGHT:	Specify -42
SELF LEVELING GLIDES:	Specify -SLG-M8. See page 73 for information

SIENNA RECTANGLE BASE PRICING


BASE HEIGHT	# OF COLUMNS	PART #	COLUMN DIAMETER	UNIT HEIGHT	PLATE SIZE	RECOMMENDED TOP SIZE	NET WEIGHT	LIST PRICE (EA)
STANDARD	2	2C3-2230FPR	3"	27.75"	22" x 30"	30" - 36" x 42" - 72"	92 lbs	898
BAR HEIGHT	2	2C3-2230FPR-42	3"	40.75"	22" x 30"	30" - 36" x 42" - 72"	101 lbs	1,024
CUSTOM HEIGHT	2	-CUSTHT1	For height between 5" - 27.75"					+ 136
	2	-CUSTHT2	For height between 27.75" - 40.75"					+ 262
GLIDES		-SLG-M8	Self-leveling Glides					+ 126

SIENNA T-LEG & C-LEG


Sienna T-Leg and C-Leg feature an elegant foot design for conference or training room tables. The bases are constructed with 3" diameter columns and a floor plate made of heavy-duty 3/8" thick laser-cut solid steel.



2C3-2LGTL-36



LGTL-24



LGCL-24

■ FEATURES

UNIT HEIGHT:	27.75" 40.75"
WELDED	Single column 5" x 8"
MOUNTING PLATE:	Dual column 6" x 6"
COLUMN:	Single column 2-3/4" x 2-3/4" square Dual column 3" diameter
LEVELING GLIDES:	2-3/8" diameter plastic for leveling on uneven floors
FINISH:	Stock colors are Black (-BL) and Metallic Silver (-MS) See page 84 for more color options
PACKAGING:	2-floor plates per box Single column bases are packaged in 2 boxes Dual column bases are packaged in 3 boxes Priced individually

■ OPTIONS

CUSTOM HEIGHT FOR 1 & 2 COLUMN:	Specify -CUSTHT1 for height between 5" - 27.75" Specify -CUSTHT2 for height between 27.75" - 40.75"
BAR HEIGHT FOR 1 & 2 COLUMN:	Specify -42.
CASTERS:	Specify -SC. 2.5" locking skate wheel caster with 112 lbs capacity
SELF LEVELING GLIDES:	Specify -SLG-M8. See page 73 for information

■ SIENNA T-LEG & C-LEG BASE PRICING

LEG TYPE	LEG HEIGHT	PART #	UNIT HEIGHT	BASE SPREAD	RECOMMENDED TOP SIZE	NET WEIGHT	LIST PRICE (EACH)
T-LEG SINGLE COLUMN	STANDARD HEIGHT	LGTL-18	27.75"	16"	18" - 20"D x 24" - 120"W	15 lbs	240
		LGTL-24	27.75"	22"	24" D x 36" - 84"W	17 lbs	260
		LGTL-30	27.75"	26"	30" - 36"D x 36" - 84"W	18 lbs	272
		LGTL-36	27.75"	32"	36"D x 42" - 96"W	20 lbs	306
	BAR HEIGHT	LGTL-18-42	40.75"	16"	18" - 20"D x 24" - 120"W	18 lbs	303
		LGTL-24-42	40.75"	22"	24" D x 36" - 84"W	20 lbs	323
		LGTL-30-42	40.75"	26"	30" - 36"D x 36" - 84"W	21 lbs	335
		LGTL-36-42	40.75"	32"	36"D x 42" - 96"W	23 lbs	369
C-LEG SINGLE COLUMN	STANDARD HEIGHT	LGCL-24	27.75"	22"	24"D x 36" - 84"W	17 lbs	260
		LGCL-30	27.75"	26"	30" - 36"D x 36" - 84"W	18 lbs	272
	BAR HEIGHT	LGCL-24-42	40.75"	22"	24"D x 36" - 84"W	20 lbs	323
		LGCL-30-42	40.75"	26"	30" - 36"D x 36" - 84"W	21 lbs	335
OPTIONS	CUSTOM HEIGHT	-CUSTHT1	For height between 5" - 27.75"				+ 68
		-CUSTHT2	For height between 27.75" - 40.75"				+ 131
	CASTERS	-SC	Skate Casters				+ 64
	GLIDES	-SLG-M8	Self-Leveling Glides				+ 42

■ SIENNA 2T-LEG BASE PRICING

LEG TYPE	LEG HEIGHT	PART #	UNIT HEIGHT	BASE SPREAD	RECOMMENDED TOP SIZE	NET WEIGHT	LIST PRICE (EACH)
T-LEG DUAL COLUMN	STANDARD HEIGHT	2C3-2LGTL-36	27.75"	32"	30" - 36"D x 42" - 96"W	29 lbs	432
	BAR HEIGHT	2C3-2LGTL-36-42	40.75"	32"	30" - 36"D x 42" - 96"W	35 lbs	558
OPTIONS	CUSTOM HEIGHT	-CUSTHT1	For height between 5" - 27.75"				+ 136
		-CUSTHT2	For height between 27.75" - 40.75"				+ 262
	CASTERS	-SC	Skate Casters				+ 64
	GLIDES	-SLG-M8	Self-leveling Glides				+ 42

SQUARE END BASE

Fabricated 14 gauge 2" x 1" rectangular tubular steel with threaded inserts for glides. Welded construction. Bases mount flush with the table edge.



RSSB-24



Detail: base placement

■ FEATURES

UNIT HEIGHT:	27.75"
WELDED MOUNTING PLATE:	4-3/4" x 3-1/2" x 7/32"
COLUMN:	14 gauge steel, 2" x 1" rectangular tube profile
LEVELING GLIDES:	1-3/8" diameter nylon glide
FINISH:	Stock color is Metallic Silver See page 84 for more color options
PACKAGING:	Bases are packaged 2 per box, priced individually

■ SQUARE END BASE PRICING

PART #	BASE SPREAD	RECOMMENDED TOP DEPTH	NET WEIGHT	LIST PRICE (EACH)
RSSB-24	24"	24"	14 lbs	311
RSSB-30	30"	30"	15 lbs	339

SQUARE H-LEG

Fabricated 14 gauge 2" x 1" rectangular tubular steel with rectangular adjustable glides.
Welded construction. Bases mount flush with the table edge.



RSHL-24



Detail: base placement



Detail: rectangular adjustable glide

■ FEATURES

UNIT HEIGHT:	27.75"
WELDED MOUNTING PLATE:	4-3/4" x 3-1/2" x 7/32" steel
COLUMN:	14 gauge steel, 2" x 1" rectangular tube profile
LEVELING GLIDES:	1-3/8" diameter nylon glide
FINISH:	Stock color is Metallic Silver See page 84 for more color options
PACKAGING:	Bases are packaged 2 per box, priced individually

■ SQUARE H-LEG PRICING

PART #	BASE SPREAD	RECOMMENDED TOP DEPTH	NET WEIGHT	LIST PRICE (EACH)
RSHL-24	24"	24"	14 lbs	275
RSHL-30	30"	30"	15 lbs	311

STRUCTURE T-LEG & C-LEG

Structure bases present a clean and elegant look that complements various interiors. They feature 14 gauge 2" x 1" rectangular steel, bolted welded construction, and threaded inserts for glides.



Caster



RS2T-24



RS2T-24-C



RS2C-24

FEATURES

- UNIT HEIGHT: 27.75"
- WELDED MOUNTING PLATE: 5" x 11" x 7/32" steel
- COLUMN: 14 gauge steel, 2" x 1" rectangular tube profile
- LEVELING GLIDES: 1-3/8" diameter nylon glide
- CASTERS: 1-3/4" dual-wheel locking caster with silver cap, 112 lbs capacity
- FINISH: Stock color is Metallic Silver
See page 84 for more color options
- PACKAGING: Bases are packaged 2 per box, priced individually

OPTIONS

- CASTERS: Specify -C2

STRUCTURE T-LEG & C-LEG PRICING


LEG TYPE	PART #	BASE SPREAD	RECOMMENDED TOP SIZE	NET WEIGHT	LIST PRICE (EACH)
T-LEG	RS2T-18	16"	18" D x 48" - 84W	10 lbs	227
	RS2T-24	22"	24" D x 36" - 84W	11 lbs	234
	RS2T-30	26"	30" D x 36" - 84W	12 lbs	242
	RS2T-24-C2 with casters	22"	24" D x 36" - 84W	11 lbs	270
	RS2T-30-C2 with casters	26"	30" D x 36" - 84W	12 lbs	278
C-LEG	RS2C-24	22"	24" D x 36" - 84W	11 lbs	213
	RS2C-30	26"	30" D x 36" - 84W	12 lbs	242
	RS2C-24-C2 with casters	22"	24" D x 36" - 84W	11 lbs	249
	RS2C-30-C2 with casters	26"	30" D x 36" - 84W	12 lbs	278

STRUCTURE POST LEG

Fabricated 14 gauge 2" x 1" rectangular tubular steel post legs. Welded construction.

FEATURES

UNIT HEIGHT:	27.75"
WELDED	
MOUNTING PLATE:	4" x 4" x 7/32"
COLUMN:	14 gauge steel, 2" x 1" rectangular tube profile
LEVELING GLIDES:	Rectangular adjustable glide
CASTERS:	1-3/4" dual-wheel locking caster with silver cap, 112 lbs capacity
FINISH:	Stock color is Metallic Silver See page 84 for more color options
PACKAGING:	Bases are packaged 4 per box, priced individually



STRUCTURE POST LEG PRICING

PART #	UNIT HEIGHT	COLUMN SIZE	NET WEIGHT	LIST PRICE (EACH)
RSP	27.75"	2" x 1"	5 lbs	101
RSP-C2 with casters	27.75"	2" x 1"	5 lbs	106

STRUCTURE 4X-BASE


Structure bases present a clean and elegant look that complements various interiors. Structure X-Base features 14 gauge 2" x 1" rectangular columns welded to a mounting plate. The one-piece foot is bolted to a column and features threaded inserts for glides.



RS4X-24-16



RS4X-24



RS4X-24-42

■ FEATURES

UNIT HEIGHT:	14.75" Occasional Height 27.75" Standard Height 40.75" Bar Height
WELDED MOUNTING PLATE:	8" x 8" x 7/32"
COLUMN:	14 gauge steel, (4) 2" x 1" rectangular tube profile
LEVELING GLIDES:	1-3/8" diameter nylon glide
FINISH:	Stock color is Metallic Silver See page 84 for more color options
PACKAGING:	Bases are packaged in 2 boxes

■ STRUCTURE 4X BASE PRICING

BASE TYPE	PART #	UNIT HEIGHT	BASE SPREAD	RECOMMENDED TOP SIZE	NET WEIGHT	LIST PRICE (EACH)
OCCASIONAL HEIGHT	RS4X-24-16	14.75"	22" x 22"	24"	12 lbs	607
	RS4X-30-16	14.75"	26" x 26"	30"	13 lbs	630
	RS4X-36-16	14.75"	32" x 32"	36"	14 lbs	689
	RS4X-42-16	14.75"	38" x 38"	42" - 48"	15 lbs	754
STANDARD HEIGHT	RS4X-24	27.75"	22" x 22"	24"	16 lbs	658
	RS4X-30	27.75"	26" x 26"	30"	17 lbs	681
	RS4X-36	27.75"	32" x 32"	36"	18 lbs	740
	RS4X-42	27.75"	38" x 38"	42" - 48"	19 lbs	805
BAR HEIGHT	RS4X-24-42	40.75"	22" x 22"	24"	21 lbs	722
	RS4X-30-42	40.75"	26" x 26"	30"	22 lbs	745
	RS4X-36-42	40.75"	32" x 32"	36"	23 lbs	804
	RS4X-42-42	40.75"	38" x 38"	42" - 48"	24 lbs	869

STRUCTURE CUBE

Structure bases present a clean and elegant look that complements various interiors. Structure Cube base features 14 gauge 2" x 1" rectangular steel, bolted/welded construction, and threaded inserts for glides.



RSXO-36

■ FEATURES

UNIT HEIGHT:	27.75"
WELDED MOUNTING PLATE:	4" x 4" x 7/32"
COLUMN:	14 gauge steel, 2" x 1" rectangular tube profile
LEVELING GLIDES:	1-3/8" diameter nylon glide
FINISH:	Stock color is Metallic Silver See page 84 for more color options
PACKAGING:	Bases are packaged 1 per box

■ STRUCTURE CUBE PRICING

PART #	BASE SPREAD	RECOMMENDED TOP SIZE	NET WEIGHT	LIST PRICE (EACH)
RSXO-32	32" x 32"	36" - 42"	30 lbs	535
RSXO-36	36" x 36"	48" - 54"	31 lbs	600
RSXO-42	42" x 42"	60" - 72"	35 lbs	681

SPRING CLIP HEIGHT ADJUSTABLE BASES

Bolted construction 14 gauge tubular steel. Legs adjust in 1" increments by depressing the spring clip pin to release the outer column for height adjustment. When realigned with the outer column holes, the pin snaps back into a locking position. A thumbscrew locks the column in place.



SPYL-AH



SPYL-AH-C



TL-18AH



2TL-24AH



1ATL-24AH

■ FEATURES

ADJUSTMENT RANGE:	24.75" to 34.75"
WELDED MOUNTING PLATE:	7/23" steel
COLUMN:	2" diameter on outer column
LEVELING GLIDES:	1-3/8" diameter plastic with steel threaded inserts
FINISH:	Stock color is Black See page 84 for more color options, excludes Black Wrinkle
PACKAGING:	Bases are packaged 2 per box SPYL-AH are packaged 4 per box Priced individually

■ OPTIONS

CASTERS:	The base height will increase 2" See page 73 for caster options Specify -C CL-AH, 2CL-AH and 2TL-AH bases Specify -SC for SPYL-AH and 1ATL-AH
----------	--

■ SPRING CLIP HEIGHT ADJUSTABLE BASES PRICING

LEG TYPE	PART #	BASE SPREAD	MOUNTING PLATE SIZE	RECOMMENDED TOP DEPTH	NET WEIGHT	LIST PRICE
POST LEG	SPYL-AH	1.5" DIA	4" x 4"	-	6 lbs	142
	SPYL-AH-SC Skate Caster	1.5" DIA	4" x 4"	-	6 lbs	142
C-LEG	CL-18-AH	16"	5" x 8"	18" - 22"	9 lbs	288
	CL-24-AH	22"	5" x 8"	24" - 28"	10 lbs	291
	CL-30-AH	26"	5" x 8"	28" - 30"	11 lbs	295
	-C	Caster				+ 38
T-LEG	TL-18-AH	16"	5" x 8"	18" - 20"	9 lbs	288
	TL-20-AH	18"	5" x 8"	20" - 22"	9 lbs	288
	TL-22-AH	20"	5" x 8"	22" - 24"	10 lbs	291
	TL-24-AH	22"	5" x 8"	24" - 28"	10 lbs	291
	TL-30-AH	26"	5" x 8"	28" - 30"	10 lbs	295
	-C	Caster				+ 38
ARCHED LEG	1ATL-18-AH	16"	5" x 8"	-	6 lbs	276
	1ATL-24-AH	22"	5" x 8"	18" - 22"	9 lbs	280
	1ATL-30-AH	26"	5" x 8"	24" - 28"	10 lbs	283
	-SC	Skate Caster				+ 64
C-LEG DUAL COLUMN	2CL-24-AH	22"	(2) 5" x 8"	18" - 22"	11 lbs	463
	2CL-30-AH	26"	(2) 5" x 8"	24" - 28"	9 lbs	466
	-C	Caster				+ 38
T-LEG DUAL COLUMN	2TL-24-AH	22"	(2) 5" x 8"	20" - 22"	9 lbs	463
	2TL-30-AH	26"	(2) 5" x 8"	22" - 24"	10 lbs	466
	2TL42-AH	36"	(2) 5" x 8"	24" - 28"	10 lbs	487
	2TL-48-AH	48"	(2) 5" x 8"	28" - 30"	10 lbs	499
	-C	Caster				+ 38

PATRIOT ELECTRIC HEIGHT ADJUSTABLE BASE

The Patriot Electric base offers an optimal solution for any adjustable height requirement in the office. This GSA-approved base is an excellent first step towards improving the efficiency and well-being of your organization while remaining budget-conscious.



PAT-3STG-24T



2-stage



3-stage



Up/down switch (standard)



Programmable digital switch

FEATURES

FEET:	T-Leg C-Leg
COLUMN:	2-stage base: height range 27" - 46" with 19" stroke 3-stage base: height range 24" - 47" with 24" stroke
CONTROLLER:	Up-down switch comes standard or optional programmable switch
FINISH:	Stock colors are Black, specify -B; and Metallic Silver specify -MS See page 85 for additional colors available with an extended lead time
PACKAGING:	2 column base is packaged in 1 box, 3 column bases are packed in 3 boxes

ELECTRICAL INFORMATION

MOTOR:	Dual motor	MOTOR NOISE:	<43 dB
MAX LIFTING SPEED:	1-2/8"/sec	POWER CONSUMPTION:	.3W
OVERLOAD PROTECTION:	200 lbs	FUNCTIONS:	Soft-Start-Stop

OPTIONS

CONTROLLER:	Specify PAT-DIG-HS for Digital Display with Memory Preset
STEEL TABLE SUPPORT:	42", 54"
CASTERS:	Specify PAT-C



GS-28F-0015W

■ PATRIOT ELECTRIC HEIGHT ADJUSTABLE BASES PRICING

STAGE	PART #	BASE TYPE	# OF COLUMNS	BASE SPREAD	RECOMMENDED TOP SIZE	NET WEIGHT	LIST PRICE (EACH)	
2-STAGE	PAT-2STG-24T	T-Leg	2	22"	24" D x 48-84" W	55 lbs	1,647	
	PAT-2STG-30T	T-Leg	2	28"	30" D x 48-84" W	55 lbs	1,661	
	PAT-2STG-3COL-24T	T-Leg	3	22"	24" D x 60-72" W	80 lbs	2,533	
	PAT-2STG-3COL-30T	T-Leg	3	28"	30" D x 60-72" W	80 lbs	2,547	
	PAT-2STG-24C	C-Leg	2	22"	24" D x 48-84" W	55 lbs	1,647	
	PAT-2STG-30C	C-Leg	2	28"	30" D x 48-84" W	55 lbs	1,661	
	PAT-2STG-3COL-24C	C-Leg	3	22"	24" D x 60-72" W	80 lbs	2,533	
	PAT-2STG-3COL-30C	C-Leg	3	28"	30" D x 60-72" W	80 lbs	2,547	
3-STAGE	PAT-3STG-24T	T-Leg	2	22"	24" D x 48-84" W	55 lbs	1,785	
	PAT-3STG-30T	T-Leg	2	28"	30" D x 48-84" W	55 lbs	1,799	
	PAT-3STG-3COL-24T	T-Leg	3	22"	24" D x 60-72" W	80 lbs	2,686	
	PAT-3STG-3COL-30T	T-Leg	3	28"	30" D x 60-72" W	80 lbs	2,700	
	PAT-3STG-24C	C-Leg	2	22"	24" D x 48-84" W	55 lbs	1,785	
	PAT-3STG-30C	C-Leg	2	28"	30" D x 48-84" W	55 lbs	1,799	
	PAT-3STG-3COL-24C	C-Leg	3	22"	24" D x 60-72" W	80 lbs	2,686	
	PAT-3STG-3COL-30C	C-Leg	3	28"	30" D x 60-72" W	80 lbs	2,700	
OPTIONS	PAT-DIG-HS	Digital Display with Memory Preset						+ 110
	STEEL TABLE SUPPORT	42"						+ 73
		54"						+ 82
	PAT-C	Casters						+ 146

Patriot Electric & Liberty Electric Bases Only 1 - 3 \$55 each | 4-15 \$33 each | 16 - 50 \$27 each | 51 + \$16 each
 FOB: Alpharetta, GA; PPD & ADD

LIBERTY ELECTRIC HEIGHT ADJUSTABLE BASE

Liberty Electric bases are made in the USA and filled with the versatility to optimize various work environments. Exceptional value, dual motors, and three metal finishes make it the industry's #1 choice for sit-to-stand tables.



LIBERTY-MS



Up/down switch (standard)



Programmable digital switch

FEATURES

- FEET: T-Leg
- COLUMN: 2-stage base: height range 27" - 46" with 19" stroke
- CONTROLLER: Up-down switch comes standard; or optional programmable switch
- FINISH: Stock colors are Metallic Silver, specify -MS, Black, specify -B, and White specify -W
- PACKAGING: Bases are packaged in 1 box | Bases are pre-assembled

ELECTRICAL INFORMATION

- MOTOR: Dual motor
- CONTROLLER: Up-down switch comes standard
Specify PAT-DIG-HS for Digital Display with Memory Preset

LIBERTY ELECTRIC HEIGHT ADJUSTABLE BASES PRICING

PART #	BASE TYPE	# OF COLUMNS	BASE SPREAD	RECOMMENDED TOP SIZE	NET WEIGHT	LIST PRICE (EACH)
LIBERTY-B	T-Leg	2	22.24"	24" D x 48-72" W	55 lbs	1,207
LIBERTY-MS	T-Leg	2	22.24"	30" D x 48-72" W	55 lbs	1,207
LIBERTY-W	T-Leg	2	22.24"	24" D x 60-72" W	55 lbs	1,207
PAT-DIG-HS	Digital Display with Memory Preset					+ 110

Patriot Electric & Liberty Electric Bases Only 1 - 3 \$55 each | 4-15 \$33 each | 16 - 50 \$27 each | 51 + \$16 each
 FOB: Alpharetta, GA; PPD & ADD

FOLDING T-LEG & C-LEG

The molded folding mechanism is operated by a lever that can be pushed up by hand or foot, making a positive connection in both open and closed positions allowing legs to lay flat when the table is 60" or longer. Rising brackets must be used to fold smaller tables.



CL-30-GFM

TL-30-GFM

FEATURES

UNIT HEIGHT:	27.75"
COLUMN:	2" diameter
MECHANISM DIMENSION:	9" x 8" x 3"
RISING BRACKET:	Specify -RISER, is necessary for folding tables under 60" long
LEVELING GLIDES:	1-3/8" diameter plastic with steel threaded inserts
FINISH:	Stock color is Black. See page 84 for more color options
PACKAGING:	Bases are packaged in multiple boxes, priced individually

OPTIONS

CASTERS:	Specify -C. 2" dual-wheel locking caster 112 lbs capacity
----------	---

FOLDING T-LEG & C-LEG BASES PRICING

	PART #	UNIT HEIGHT	COLUMN DIAMETER	BASE SPREAD	RECOMMENDED TOP DEPTH	NET WEIGHT	LIST PRICE	
C-LEG	CL-18-GFM	27.75"	2"	16"	18" - 22"	8.5 lbs	427	
	CL-24-GFM	27.75"	2"	22"	24" - 28"	9.5 lbs	430	
	CL-30-GFM	27.75"	2"	26"	28" - 30"	10 lbs	434	
T-LEG	TL-18-GFM	27.75"	2"	16"	18" - 20"	8.5 lbs	427	
	TL-20-GFM	27.75"	2"	18"	20" - 22"	8.5 lbs	427	
	TL-22-GFM	27.75"	2"	20"	22" - 24"	9.5 lbs	430	
	TL-24-GFM	27.75"	2"	22"	24" - 28"	9.5 lbs	430	
	TL-30-GFM	27.75"	2"	26"	28" - 30"	10 lbs	434	
OPTIONS	-C	Casters						+ 38

KINGSTON FLIP BASE

The Kingston Flip base includes a set of two legs, a heavy tubular steel beam, a single-point release dual lock mechanism, and two hinges. The heavy-duty beam prevents the tabletop from sagging. Save space by nesting tables!



CLSF-2460-C



T-Leg nested tables



Arched-Leg flipped table



Release mechanism

■ FEATURES

UNIT HEIGHT:	27.75"
MOUNTING PLATE:	5" x 8" x 7/32"
CASTERS:	Standard 2" locking casters are included with T-Legs. Arched T-Legs come standard with 3" locking skate wheel casters Both casters have a 112 lbs capacity
FINISH:	Stock color is Black (-BL) and Metallic Silver (-MS) See page 84 for more color options
PACKAGING:	Bases are packaged 1 set (2 legs) in 1 box and beam in a separate box

■ KINGSTON FLIP C-LEG & T-LEG BASES PRICING

LEG TYPE	PART #	BASE SPREAD	RECOMMENDED TOP SIZE	NET WEIGHT	LIST PRICE
T-LEG	TLSF-1848	16" x 43"	18" x 48"	29 lbs	1,049
	TLSF-1860	16" x 55"	18" x 60"	31 lbs	1,067
	TLSF-1872	16" x 67"	16" x 72"	34 lbs	1,086
	TLSF-2448	22" x 43"	24" x 48"	29 lbs	1,049
	TLSF-2460	22" x 55"	24" x 60"	33 lbs	1,067
	TLSF-2472	22" x 67"	24" x 72"	36 lbs	1,086
	TLSF-3048	26" x 43"	30" x 48"	32 lbs	1,049
	TLSF-3060	26" x 55"	30" x 60"	34 lbs	1,067
	TLSF-3072	26" x 67"	30" x 72"	37 lbs	1,086
C-LEG	CLSF-1848	16" x 43"	18" x 48"	29 lbs	1,049
	CLSF-1860	16" x 55"	18" x 60"	31 lbs	1,067
	CLSF-1872	16" x 67"	16" x 72"	34 lbs	1,086
	CLSF-2448	22" x 43"	24" x 48"	29 lbs	1,049
	CLSF-2460	22" x 55"	24" x 60"	33 lbs	1,067
	CLSF-2472	22" x 67"	24" x 72"	36 lbs	1,086
	CLSF-3048	26" x 43"	30" x 48"	32 lbs	1,049
	CLSF-3060	26" x 55"	30" x 60"	34 lbs	1,067
	CLSF-3072	26" x 67"	30" x 72"	37 lbs	1,086
ARCHED LEG	ATLSF-2448	22" x 43"	24" x 48"	31 lbs	1,191
	ATLSF-2460	22" x 55"	24" x 60"	33 lbs	1,209
	ATLSF-2472	22" x 67"	24" x 72"	36 lbs	1,228
	ATLSF-3048	26" x 43"	30" x 48"	32 lbs	1,191
	ATLSF-3060	26" x 55"	30" x 60"	34 lbs	1,209
	ATLSF-3072	26" x 67"	30" x 60"	37 lbs	1,228

CONVERTIBLE BASE

The Convertible Base's sleek design and construction deliver space efficiency; its unique structure allows straight-on nesting in the flipped position. Each table only takes up 4.5" of space. The base includes locking skate casters for easy mobility. A heavy-duty beam prevents the tabletop from sagging.



CV-2460



Release mechanism



Nested Convertible Tables

FEATURES

- STRUCTURE:** 14 gauge 1.5" diameter tubular columns bent and welded together at a 190° angle. The two end bases are connected with a heavy-duty beam with two hinges and one single point release mechanism in the center
- MOUNTING PLATE:** 5" x 8" x 7/32"
- CASTERS:** Black 3" locking skate wheel casters, 112 lbs capacity
- FINISH:** Stock color is Black. See page 84 for more color options
- PACKAGING:** Bases are packaged 1 set (2 legs) in 1 box and beam in a separate box

CONVERTIBLE BASE PRICING

PART #	BASE SPREAD	RECOMMENDED TOP SIZE	NET WEIGHT	LIST PRICE
CV-1848	18" x 43"	18" x 48"	29 lbs	1,102
CV-1860	18" x 55"	18" x 60"	31 lbs	1,119
CV-1872	18" x 67"	16" x 72"	34 lbs	1,138
CV-2448	23.5" x 43"	24" x 48"	32 lbs	1,119
CV-2460	23.5" x 55"	24" x 60"	35 lbs	1,138
CV-2472	23.5" x 67"	24" x 72"	37 lbs	1,159
CV-3048	27.5" x 43"	30" x 48"	32 lbs	1,147
CV-3060	27.5" x 55"	30" x 60"	35 lbs	1,165
CV-3072	27.5" x 67"	30" x 72"	37 lbs	1,184

TRANSFORM-2 BASE

Transform-2 is a versatile contemporary base with straight-on nesting in the flip-top application. Its lightweight material, casters, and one-handed activation allow anyone to flip and move tables quickly. A perforated steel modesty panel is an integral part of the base providing privacy and an elegant look simultaneously. In addition, a continuous heavy-duty beam prevents the top from sagging.



TF2-2460



Release Mechanism



Nested Transform-2 Tables

FEATURES

- STRUCTURE: 14 gauge 1.5" diameter tubular legs are connected by a modesty panel and a stretcher with the flip-top mechanism. The modesty panel attaches to the legs and extends 14" below the tabletop
- UNIT HEIGHT: 28.75"
- CASTERS: Black dual-wheel locking 2-1/4" diameter, 112 lb capacity
- FINISH: Stock colors are Black (-BL) and Metallic Silver (-MS)
- PACKAGING: Each base is packaged in 2 boxes

TRANSFORM-2 BASE PRICING

PART #	BASE SPREAD	RECOMMENDED TOP SIZE	NET WEIGHT	LIST PRICE
TF2-1848	17" x 47"	18" x 48"	34 lbs	574
TF2-1860	17" x 59"	18" x 60"	38 lbs	622
TF2-1872	17" x 71"	18" x 72"	42 lbs	671
TF2-2448	19" x 47"	24" x 48"	35 lbs	669
TF2-2460	19" x 59"	24" x 60"	39 lbs	720
TF2-2472	19" x 71"	24" x 72"	43 lbs	780

CASTERS



■ STANDARD CASTER

2" locking dual-wheel hooded casters, nylon.
25 mm x 8mm stem, 112 lbs capacity.

PART #	LIST PRICE
C-1	19



■ LOCKING SKATE WHEEL CASTER

3" in-line skate wheel caster with gray ribbed core.
25mm x 8 mm stem, 112 lbs capacity.

PART #	LIST PRICE
SC-1	32




■ HARD SURFACE CASTER

2" locking dual-wheel hooded caster with soft polyurethane for use on hard surfaces.
22 mm x 8mm stem, 112 lbs capacity.

PART #	LIST PRICE
HSC-1	25

GLIDES



■ ADJUSTABLE LEVELING GLIDE

Metric thread: can be used on most Special-T table bases, 1-3/8" diameter nylon cap; 2" long.

PART #	LIST PRICE
ALG-1	4



■ SELF-LEVELING GLIDE

Automatically stabilizes the table. Easy to install. Requires no adjustment. Automatically adjusts 5/16" on any uneven surface. 1-3/8" diameter nylon cap. SLG-M8 features an 8 mm stem.

PART #	LIST PRICE
SLG-1	21
SLG-M8	21

PERFORATED STEEL MODESTY PANELS

Perforated steel modesty panels provide stability, privacy, and style to any table. The panel attaches directly to the work surface with screws. It is fabricated with 18 gauge steel and includes a built-in wire channel for wire management.

■ FEATURES

- STRUCTURE:** Perforation pattern is 3/16" diameter holes spaced 1-3/4" apart. Cable cutout is 1-1/2" x 3". The 3" x 3" wire channel runs through the bottom of the modesty panel
- PANEL HEIGHT:** 10" H
- ATTACHMENT:** Modesty panel attaches to the top with screws
- FINISH:** Stock color is Black
See page 84 for more color options
- PACKAGING:** Packaged 2 per box, priced individually



■ PERFORATED STEEL MODESTY PANELS PRICING

PART #	LENGTH	HEIGHT	RECOMMENDED TOP SIZE	# OF CABLE CUTOUTS	CABLE CUTOUT POSITION	NET WEIGHT	LIST PRICE
MP-1030	30"	10"	30"	1	center	10 lbs	190
MP-1042SF	42"	10"	42"	1	center	13 lbs	247
MP-1048SF	48"	10"	48"	1	center	14 lbs	288
MP-1054SF	54"	10"	54"	1	center	15 lbs	330
MP-1060SF	60"	10"	60"	2	12" from each end	16 lbs	347
MP-1066SF	66"	10"	66"	2	12" from each end	20 lbs	388
MP-1072SF	72"	10"	72"	2	12" from each end	22 lbs	424
MP-1084SF	84"	10"	84"	3	1 in the center 2 12" from each end	25 lbs	490
MP-1096SF*	96"	10"	96"	3	1 in the center 2 12" from each end	29 lbs	533

*An Oversize Fee has been implemented by freight carriers for all LTL shipments for pallets 8' and over.
96"-108" - additional \$250.00 | 109" -168" - additional \$350.00 | Per custom pallet

FROSTED ACRYLIC MODESTY PANELS AND PRIVACY SCREENS

Frosted Acrylic Privacy Screens and Modesty panels provide an attractive and durable option to traditional acrylic products. The superiority of Frosted Acrylic is in its excellent light diffusion, rigidity, and smudge-resistant surface. It is truly a high-quality product designed for years of performance.

FEATURES

PANELS

STRUCTURE: Scratch and smudge resistant with smooth edges and corners

COLOR: Frosted White

SIZE: 14" H x 47" L, 59" L, 71" L ; 3/8" thick


BRACKETS

MATERIAL: Extruded aluminum

STRUCTURE: Durable, permanent attachment with 2 screws per bracket underneath the table for a seamless look when used in combination with the privacy screens and modesty panels. Compatible with 1" - 1.25" tabletops

2 BRACKETS Are included for 47" and 59" panels

3 BRACKETS Are included for 71" panels



FROSTED ACRYLIC MODESTY PANELS AND PRIVACY SCREENS PRICING

TYPE	PART #	SIZE	RECOMMENDED TOP SIZE	NET WEIGHT	LIST PRICE
MODESTY PANEL	AP-1248-MP	12" x 47"	48" L	5 lbs	439
	AP-1260-MP	12" x 59"	60" L	6 lbs	512
	AP-1272-MP	12" x 71"	72" L	7 lbs	586
PRIVACY SCREEN	AP-1448-PS-BR	14" x 47"	48" L	5 lbs	400
	AP-1460-PS-BR	14" x 59"	60" L	6 lbs	466
	AP-1472-PS-BR	14" x 71"	72" L	7 lbs	533

LAMINATE MODESTY PANELS

Laminate modesty panels can match the tabletop or make a statement with a different color laminate.



■ FEATURES

- PANEL SIZE:** 3/4" thick, 10" high and 1/4" shorter than the top length
- ATTACHMENT:** Permanently attaches directly to the table
Mounting brackets are included
- COLORS:** Any standard WilsonArt or Formica laminate on both sides
- EDGE:** PVC

■ LAMINATE MODESTY PANELS PRICING

PART #	LENGTH	RECOMMENDED TOP LENGTH	NET WEIGHT	LIST PRICE
MPL-1036	35.75"	36"	7 lbs	226
MPL-1042	41.75"	42"	8 lbs	242
MPL-1048	47.75"	48"	9 lbs	262
MPL-1054	53.75"	54"	10 lbs	268
MPL-1060	59.75"	60"	11 lbs	270
MPL-1066	65.75"	66"	12 lbs	293
MPL-1072	71.75"	72"	13 lbs	344
MPL-1084	83.75"	84"	16 lbs	404
MPL-1096*	95.75"	96"	18 lbs	462

*An Oversize Fee has been implemented by freight carriers for all LTL shipments for pallets 8' and over.
96"-108" - additional \$250.00 | 109" -168" - additional \$350.00 | Per custom pallet

BURELE™



Burele brings customizability to a new level. That's why it lives up here on the work surface, where work gets done. It offers blended power options, including USB ports for phones, tablets, and more. Personalize its sleek, high-gloss plastic finish with color, artwork, and messaging.

OPTIONS

- 2 Power, QuickShip in Black or White

DESCRIPTION

- Colors: Black or White
- Removable above surface mount
- 72" plug power cord

CUSTOM FEATURES - CONTACT CUSTOMER SERVICE

- More finish options
- 120" plug power cord



■ BURELE™ PRICING

PART #	COLOR	CONFIGURATION	LIST PRICE
BURELE-2P-72-B	Black	2 Power	219
BURELE-1P1U-72-B	Black	1 Power / 1 USB Duplex	311
BURELE-2P-72-W	White	2 Power	219
BURELE-1P1U-72-W	White	1 Power / 1 USB Duplex	311

EZ POWER

The EZ Power can easily integrate into existing workspaces with a simple clamp-on attachment. For example, a convenient tablet or phone holder is built into a clamp mount to keep your desk organized. In addition, 3-power outlets and 1-USB duplex provide the flexibility to maintain all devices well charged.




DESCRIPTION

- 3 AC 15 Amp receptacle and 3.1 Amp combined USB duplex
- 96" plug power cord
- Surge protection up to 510 Joules
- Colors: Black or White
- Removable above the surface mount
- QuickShip

OPTIONS

- 3 Power / 1 USB Duplex



EZ POWER PRICING

PART #	COLOR	CONFIGURATION	LIST PRICE
EZPOWER-3P1U-B	Black	3 Power / 1 USB Duplex	247
EZPOWER-3P1U-W	White	3 Power / 1 USB Duplex	247

WIRE MANAGEMENT

HORIZONTAL WIRE MANAGEMENT



■ LOOP CLIPS

Package of 4 wire management clips with screws.

PART #	LIST PRICE
WM-LOOPCLIP	5



■ VELCRO LOOP

Package of 4 Velcro hook & loop wire management clips.

PART #	LIST PRICE
WM-VELCRO	14



■ CABLE GRIP

Grip wire manager that holds 5 cords.

PART #	LIST PRICE
WM-CABLE-GRIP	17



■ J-SHAPE WIRE CHANNEL

J-shape wire management channel with double-sided adhesive tape to be fastened under a desk/work surface to keep cables up and out of the way. Available in 4, 5, and 6-foot lengths. 4-5/16" overall flange, 1-3/32" deep, with a serrated finish. The trough is 2-9/16" high. The stock color is Black.


PART #	LIST PRICE
JWM-4	49
JWM-5	61
JWM-6	73



■ LOCKING WIRE CHANNEL

Black 32" plastic latching wire manager.

PART #	LIST PRICE
WM-SNAP-CHANNEL	19



■ WIRE TROUGH

27.6" metal wire trough management unit, available in black and silver.

PART #	COLOR	LIST PRICE
WM-TROUGH-B	Black	35
WM-TROUGH-MS	Metallic Silver	35

■ WIRE TRAY

20" wire management tray available in black or silver.



PART #	COLOR	LIST PRICE
WM-TRAY-20-B	Black	27
WM-TRAY-20-MS	Metallic Silver	27

WIRE MANAGEMENT

VERTICAL WIRE MANAGEMENT



■ LEG CLIP

2" wide leg clip wire manager available in black and silver.


PART #	COLOR	LIST PRICE
WM-LEGCLIP2-B	Black	17
WM-LEGCLIP2-MS	Metallic Silver	17



■ MAGNETIC CHANNEL

2" wide magnetic wire manager available in black and silver.

PART #	COLOR	LIST PRICE
WM-MAG-CHANNEL-B	Black	99
WM-MAG-CHANNEL-MS	Metallic Silver	99



■ 1" WIRE CHANNEL

Adhesive vertical table leg wire manager, 24" long, available in black and gray

PART #	COLOR	LIST PRICE
WM-24-B	Black	62
WM-24-GR	Gray	62



■ ADJUSTABLE SPINE

51" spine wire management conceals and carries wires from under the desk to the floor.

It screws under the desk and comes with a weighted base.

PART #	LIST PRICE
WM-SPINE-TR	231



■ METAL SNAP-ON

Features an easy snap-on installation that allows for repositioning. Two options for 2" and 3" columns with a capacity for multiple power and data cables. 17-3/4" length; available in Black (-BL) and Metallic Silver (-MS) finish.

PART #	LIST PRICE
SNAP-WM for 2" column	81
SNAP-WM3 for 3" column	81

TABLE CONNECTORS



■ QUICK ALIGN TABLE CONNECTOR

Connect two or more tables and add flexibility to any space. 6-1/4" x 2-1/2" steel plate, 2 plastic knobs.

PART #	LIST PRICE
QA	76

TOP SUPPORT



■ STEEL TOP SUPPORT

10 gauge channel, includes screws. Available in 42" or 54" lengths.

PART #	LIST PRICE
STS-42	73
STS-54	82

MONITOR ARMS

FEATURES & BENEFITS

WIDE MOTION RANGE

Monitors can be easily adjusted with a swivel of $\pm 90^\circ$, a tilt from $+75^\circ$ to -45° and 90° pivot movements. Adjust monitors to different heights or angles and portrait or landscape positions.

GAS SPRING LIFT

Counter-balanced gas spring provides effortless one-touch position adjustments and can handle up to 22 lbs. In addition, a simple twist of a screw can modify the Mount's capacity.

INTEGRATED CABLE MANAGEMENT

Wires are not visible inside the cable clips that keep your work surface tidy and clutter-free.




QUICK-RELEASE BRACKET

Makes monitor installation and removal fast and easy. Compatible with all VESA compliant monitors – includes 75mm and 100mm VESA standard mounting plates.

TWO INSTALLATION OPTIONS

Monitor Arms include both desk clamp or grommet options for installation.

TECHNICAL SPECIFICATIONS AND PRICING

	SINGLE MONITOR ARM FOR 1 MONITOR	DUAL MONITOR ARM FOR 2 MONITORS	SINGLE MONITOR ARM WITH CROSS BAR FOR 2 MONITORS
			
Part Number	MA-S1-A1	MA-S1-A2	MA-S1-X2
List Price	402	708	574
Monitor Size	up to 30"	up to 24"	up to 24"
Weight Capacity	4.4 - 22 lbs. monitor	4.4 - 22 lbs. monitor	4.4 - 22 lbs. monitor
Lift	13-3/8"	13 3/8"	13 3/8"
Tilt	$+75^\circ$ ~ -45°	$+75^\circ$ ~ -45°	$+75^\circ$ ~ -45°
Swivel	$\pm 90^\circ$	$\pm 90^\circ$	$\pm 90^\circ$
Pivot	$\pm 90^\circ$	$\pm 90^\circ$	$\pm 90^\circ$
VESA	75 x 75 100 x 100	75 x 75 100 x 100	75 x 75 100 x 100
N.W.	7.7 lbs.	15 lbs.	11.4 lbs.

ONE DAY QUICK SHIP - TABLETOPS

Table tops feature a durable thermo-fused material for office and restaurant use with several color options and edges. In addition, all tops 60" or longer include a steel top support to prevent the top from sagging.

■ FEATURES

STRUCTURE: 1" thick top; 45" density particle board core


LAMINATE: 8 low pressure laminate colors with matching PVC edge

PACKAGING: Tops are packaged individually


■ ONE DAY QUICK SHIP TABLETOPS COLOR OPTIONS




AGED DRIFTWOOD
(-AD)



CREMA MAPLE*
(-CM)




MAHOGANY
(-MHG)




ESPRESSO
(-ESP)



WHITE
(-WHT)



LIGHT GRAY
(-GR)



CANVAS*
(-CNV)



CHINO*
(-CHI)

*Available in 24" x 60", 24" x 72", and 36" x 36"

■ ONE DAY QUICK-SHIP TABLETOPS WITH MATCHING EDGES PRICING**

TABLE SHAPE	PART #	SIZE	NET WEIGHT	LIST PRICE
RECTANGLE	1DT-1860	18" x 60"	30 lbs	473
	1DT-1872	18" x 72"	36 lbs	536
	1DT-2448	24" x 48"	32 lbs	446
	1DT-2460	24" x 60"	40 lbs	489
	1DT-2472	24" x 72"	48 lbs	575
	1DT-3060	30" x 60"	50 lbs	575
	1DT-3072	30" x 72"	60 lbs	633
SQUARE	1DT-3636	36" x 36"	36 lbs	497
	1DT-4242	42" x 42"	49 lbs	590
ROUND	1DT-36R	36"	28 lbs	534
	1DT-42R	42"	38 lbs	621

**Specify code for color

METAL FINISH COLORS

QUICK SHIP STOCK COLORS




METALLIC SILVER




BLACK

POWDER COAT COLORS



GLOSSY WHITE



BEIGE



LIGHT TONE



SAND



INNERTONE LIGHT



TAUPE



TAN



MEDIUM TONE




HW PLATINUM



SMOKE



GRAPHITE



BLACK WRINKLE


METALLIC POWDER COAT COLORS




METALLIC SAND



GUN METAL



METALLIC PLATINUM




STEEL SILVER

NON-POWDER COAT COLORS



STAINLESS STEEL*



BLACK WRINKLE

NON-STOCK FINISHES LEAD TIME: 10 - 15 BUSINESS DAYS.
Metal finishes vary by base style | Additional charges may apply
Images are representative of the material and may not be an exact match

* Only available for Cast Iron-2 Series ** Not available in powder coat finishes

PATRIOT METAL FINISH COLOR OPTIONS

PATRIOT QUICK SHIP STOCK COLOR



METALLIC SILVER
[MS]
METALLIC SEMI-GLOSS

PATRIOT METAL COLORS



BLACK
[B07]
MATTE



DESIGNER WHITE
[405]
MATTE



SOFT WHITE
[LU]
MATTE



WHITE
[91]
MATTE



ANODIZED SILVER | S09



STARLIGHT SILVER
[S15]
METALLIC SEMI-GLOSS



WARM NEUTRAL GRAY
[WN]
MATTE



TAUPE METALLIC
[504]
METALLIC SEMI-GLOSS



MEDIUM TONE
[MT]
MATTE



METALLIC BRONZE
[EH]
METALLIC SEMI-GLOSS



CLEAR
[CC05]
MATTE



SATIN BRONZE
[SB]
MATTE



ANTHRACITE GRAY
[7016]
GLOSS



GRAPHITE
[G2]
MATTE



CARBON METALLIC
[514]
METALLIC SEMI-GLOSS



BUMPER BLACK
[B05]
GLOSS



COPPER TOP
[1023]
SEMI-GLOSS



ORANGE
[OR01]
GLOSS



RED
[R02]
GLOSS




MOSS GREEN
[G01]
GLOSS



SIGNAL GREEN
[6032]
GLOSS



SERPO GREEN
[G03]
GLOSS



LIGHT GREEN
[6027]
GLOSS



SKY BLUE
[TR1J]
MATTE

NON-STOCK FINISHES LEAD TIME: 10 - 15 BUSINESS DAYS.
Metal finishes for Patriot style bases
Images are representative of the material and may not be an exact match



IMPORTANT INFORMATION

CONVENIENT PAYMENT OPTIONS

Faxed check, Visa, MasterCard, American Express, and Discover

Special-T is an ISO 9000/9001 certified manufacturer; our products meet or exceed all relevant ANSI/BIFMA standards. We are committed to the highest degree of quality and craftsmanship. Our Quality Management System is designed to guarantee the highest price-quality ratio.

TERMS

Upon credit approval, terms are net 30-days from the date of invoice. Before approved credit, payment must be received before shipping. We accept Visa, Master Card, Discover, and American Express. When you provide a faxed or mailed check, you authorize us to use information from your check to make one-time electronic funds transfer from your account or process this transaction as a check. All custom orders require a 50% deposit. COD payment method is not accepted.

LEAD-TIMES

Lead-time for all products in the stocked finish is 24 hours after the order is confirmed. Non-stocked finishes, lead-time is 10-15 business days. Please contact the Special-T Customer Service Department at (888) 705-0777 to check availability. Can expedite specific orders for an additional 10% Expedited Order Fee.

ACKNOWLEDGMENT OF ORDERS

All orders are entered, manufactured, and shipped according to the acknowledgment. Notify Special-T immediately of any discrepancy.

PRICES

All prices are subject to change without notice.

CANCELLATION POLICY

Custom orders are not subject to cancellation.

SHIPMENT INFORMATION

Orders will ship via UPS or a common LTL carrier, whichever is the least expensive. Orders may ship collect on a designated alternative LTL carrier. Special and international shipping arrangements will be made as necessary and noted on the original Purchase Order. All orders are shipped FOB our warehouse. We do not ship COD. The buyer accepts legal responsibility for the merchandise when shipped. Upon receipt, please inspect the shipment thoroughly for visible and possible concealed damage. If a package is lost or damage is discovered, the responsible receiving party should note this with the carrier and file a claim immediately.



WARRANTY & RETURN

WARRANTY

May 15, 2020

To expedite your warranty claims quickly and accurately, go to specialt.net/claims and fill out the Warranty/Freight claim form. All claims must reference the original Purchase Order number and Special-T Sales Order or Invoice number.

Patriot Electric and Liberty Electric Height Adjustable Tables and Bases are warranted to the original purchaser for 10 years from the date of delivery, under normal use for one 8-hour shift per day against manufacturing defects. We will repair or replace, at our discretion, any products that we determine to be defective as a result of faulty workmanship. In no event shall our liability under this warranty exceed the original purchase price of the product determined to be defective. This warranty does not apply where the product has been abused, mishandled, or subjected to use other than that for which it was designed. For purposes of this warranty, normal wear to the product finish shall not be considered a defect.

Table Bases Only. Bases are warranted to the original purchaser for 10 years from the date of delivery, under normal use, against manufacturing defects. We will repair or replace, at our discretion, any products that we determine to be defective as a result of faulty workmanship. In no event shall liability under this warranty exceed the original purchase price of the product determined to be defective. This warranty does not apply where the product has been abused, mishandled, or subjected to use other than that for which it was designed, including excessive weight and top size limitations. This warranty does not apply to normal wear and tear or damage caused by accident, neglect, misuse, or improper installation or operation. There are no other warranties expressed or implied.

Tabletops Only. Tabletops purchased separately are warranted for one (1) year from the original invoice date against poor workmanship and manufacturing defects. We retain the right to replace or repair at our discretion any products or parts thereof which are found defective in materials or workmanship. This warranty becomes invalid for products engineered by the client, whereas the construction method and material specifications of final product assembly adversely affect materials and workmanship. In no event, shall liability under this warranty exceed the original purchase price. This warranty becomes invalid if the product or parts exhibits abuse or improper or unusual use. This warranty is invalid if the product is subject to caustic or abrasive cleaning agents or sharp objects that cause damage. This warranty is invalid if the product is altered from its original condition or the client performs additional processing on the product that results in any alteration from its original condition. This warranty does not cover self-edge tops and/or tops where table legs/bases are more than 60" apart and do not include steel top support. Our tables and tabletops are not for outdoor use. Any damage related to outdoor use is not covered under this warranty. This warranty does not apply to normal wear and tear or damage caused by accident, neglect, misuse, or improper installation or operation. This warranty is expressly made in lieu of any and all other warranties expressed or implied.

Customer Service:



888.705.0777



customerservice@specialt.net

CONTACT INFORMATION

Warranty:



888.705.0777



warranty@specialt.net



WARRANTY & RETURN

WARRANTY

May 15, 2020

Customer Service:



888.705.0777



customerservice@specialt.net

CONTACT INFORMATION

Warranty:



888.705.0777



warranty@specialt.net

Power & Data: All Power and Data components are warranted for 1 year from the date of the original invoice against poor workmanship and manufacturing defects. This warranty becomes invalid for products engineered by the client, whereas the construction method, material specifications of final product assembly adversely affect materials and or workmanship. In no event, shall liability under this warranty exceed the original purchase price. This warranty does not apply to normal wear and tear or damage caused by accident, neglect, misuse, or improper installation or operation.

Monitor Arms are warranted to the original purchaser for 10 years from the delivery date, under normal use for one, 8-hour shift per day, against manufacturing defects. We will repair or replace, at our discretion, any products that we determine to be defective as a result of faulty workmanship. In no event shall our liability under this warranty exceed the original purchase price of the product determined to be defective. This warranty does not apply where the product has been abused, mishandled, or subjected to use other than that for which it was designed. This warranty does not apply to normal wear and tear or damage caused by accident, neglect, misuse, or improper installation or operation.

Chairs: Special-T warrants to the original purchaser of the product and from the original date of sale the following: Lifetime Warranty to the original end-user; the company will repair or replace, at its option, factory defective structural and mechanical parts with a comparable product without charge. This warranty is for a single shift, standard commercial usage, defined as a standard 8-hour workday, five days a week. Weight limitation varies by product. Upholstery fabric and foam are warranted against wear through and deterioration during normal usage for five (5) years. COM and COL are not warranted.

Wellness and Privacy Screens: Clear Plexiglas, Frosted Acrylic, and PET Wellness and Privacy Screens are warranted for 10 years from the date of delivery against defects in materials or workmanship, subject to the limitations exclusions and other provisions detailed below. This limited warranty only applies to the original purchaser. The limited warranty is terminated upon transfer, sale, or modification of the product. In no event, shall liability under this warranty exceed the original purchase price. This warranty does not apply to normal wear and tear or damage caused by accident, neglect, abuse, misuse, vandalism, disaster, improper storage, improper cleaning, chemical damage, improper installation, operation, environmental factors, or discoloration due to sunlight or indoor lighting. This warranty does not apply to changes in surface finish due to aging or prolonged exposure to fluids or sun. In the event of repair and/or replacement of any defective product, Special-T does not warrant matching color, texture, or dye lots except within commercially reasonable standards. This warranty is expressly made in lieu of any and all other warranties expressed or implied.

Labor Warranty is subject to written approval. It does not cover labor costs associated with concealed freight damage.



WARRANTY & RETURN

RETURN POLICY

The Return of any merchandise to the Special-T, LLC, warehouse must be authorized prior to shipment.

- All returns must be accompanied by a Return Merchandise Authorization Form (RMA). The RMA must be requested within thirty (30) days of the original invoice date. Please contact Customer Service at 888.705.0777, Monday to Friday, 8:00 AM to 5:00 PM EST. Upon approval of the return, send the prepaid shipment to 11820 Wills Road, Suite 140, Alpharetta, GA 30009-0256.
- Tops - 30% restocking fee will apply if received in new condition
- Bases - 25% restocking fee will apply if received in new condition
- Products must be in new condition and in their original carton
- The following items are non-returnable and non-refundable:
 - Custom table tops
 - Power and data units
 - Closeout tables and bases
 - Custom metal paint and Black Wrinkle finish
 - Metal bases with irreversible alterations

Customer Service:



888.705.0777



customerservice@specialt.net

CONTACT INFORMATION

Warranty:



888.705.0777



warranty@specialt.net



TABLE BASES & ACCESSORIES



11820 Wills Rd, Suite 140,
Alpharetta, GA 30009
888.705.0777

www.SpecialT.net