

## **NOTICE TO AUTHORIZED USERS OF AWARD #23295 - Furniture, All Types (Except Hospital Room and Patient Handling)**

This pricelist/catalog **may** contain items that are not within the Scope of the Contract Award and/or not within this Contractors approved furniture Categories. All Authorized Users are strongly encouraged to review the Scope of the Award and the Contractors Category Matrix prior to selecting items for purchase under the Contract. Per Solicitation Section 4.5 (D) - Procurement Instructions for Authorized Users: When placing orders under this Award, the Authorized User should follow and be familiar with the terms and conditions governing the Contract and are responsible for determining that the product(s) they intend to purchase fit within the scope of the Award.

References to other government contracts that may be included in a Contractor's pricelist/catalog, including any additional terms or conditions, are void under the OGS Award and should be disregarded. Only OGS' Terms and Conditions, including those within a Contractor's posted Contractor Information and Supplemental Information sheet, are valid under the Contract.

Additionally, Authorized Users are reminded that where discrepancies exist between Price List documents, the lowest price shall prevail (see Section 5.3 Price).

All orders must be placed with the Contractor, or the Contractor's OGS approved Authorized Reseller listed on the OGS website under the Award. Orders placed with a reseller not approved by OGS are not considered contract orders and therefore are not subject to the same terms and conditions of the OGS Award.

Authorized Users should contact the OGS Contract Manager listed on the Award with any questions pertaining to this pricelist/catalog.

## **NYS Price List Effective 6/18/24**



JULY • v3  
**PRICER**

ADAPTABLE SOLUTIONS  
FOR LEARNING WITHOUT  
BOUNDARIES



# CONTENT

	TERMS & CONDITIONS	3
	PRODUCT INFO	5
	SOFT SEATING	6
	SEATING	29
	STUDENT DESKS	56
	TABLES	77
	TEACHER STATIONS	99
	STORAGE	107
	PROJECT	120
	WARRANTY	135

**Authorized Dealers:** Only dealers (“Dealer”) that have been approved by Artcobell Corporation (“ABC”), and are in good standing with ABC are authorized to market, provide pricing, and submit orders for ABC products. By engaging in business transactions with ABC, Dealers agree to the current ABC terms and conditions.

**Pricing:** All pricing provided by ABC to Dealers is based on the current list price and excludes taxes, freight, delivery, and installation. Except as stated in a quote number issued by ABC, any discount ABC offers a Dealer will be from current list price at the standard dealer discount. In order to obtain the discount in an issued quote number, Dealer must provide the quote number, discount and pricing at the time it submits a purchase order. If the correct quote number and pricing are not provided, the Dealer will receive its standard dealer discount.

**Payment Terms:** ABC will invoice Dealer for product upon shipment. Dealer agrees to pay each invoice according to terms. Dealer terms will be determined by Artcobell through credit analysis. Certain Dealers may qualify for 1% 10 Net 30 days from the invoice date. Payment must be received by bank within 10 days of invoice date to receive the 1% discount. No payment may be withheld because of partial delivery. Dealer will pay interest on any unpaid amount due at the lower of 1.5% per month or the highest rate allowed by law. If ABC takes any action to collect any amount due, Dealer will pay all costs and expenses, including court costs and reasonable attorney fees, incurred by ABC in collecting such amount.

**Order Placement and Acknowledgments:** Dealers will submit all orders with complete model number (i.e., color, frame, material, finish), and for product that must be shipped in cartons, carton quantity. ABC will not process or put into production an order without complete information. Lead time will be calculated based on the time the order is processed. After an order is processed, ABC will acknowledge the order via email or fax. Acknowledgments provided by ABC represent estimated completion dates and are not contractually binding. Any expenses incurred as a result of longer lead times will be the responsibility of the dealer. Dealer is responsible for checking the acknowledgment and immediately notifying ABC of any discrepancies.

**Changes and Cancellations:** Changes requested by Dealer after ABC has acknowledged the order must be sent in writing and are subject to written approval by ABC and additional charges. If ABC approves in writing any request by Dealer to cancel all or any part of an order after 48 hours from time of acknowledgment, dealer agrees to pay 25% cancellation fee.

**Returns:** Product will not be returned for refund, credit, or replacement, except on written approval by ABC. If approved by ABC, dealer agrees to pay a restocking fee determined by ABC and any associated freight charges.

**Delays:** ABC will not be liable for any delay or interruption in its performance caused by circumstances beyond its reasonable control, including, without limitation, strikes, lockouts, work stoppages, accidents, terrorism, and availability of materials, acts of nature or God, inability to obtain transportation, or acts of the enemy. Delays so caused will not release Dealer from its obligation to accept and pay for the product.

**Storage:** Products that are complete and ready must be shipped within 30 days of original request date otherwise subject to storage fees.

**Delivery and Installation:** All shipments are F.O.B. ABC’s factory or distribution center. Delivery is always quoted to take place during ABC’s regular working hours on ABC’s regularly scheduled business days (holidays excluded). Dealer will pay additional labor costs resulting from overtime work performed at Dealer’s request. Dealer is responsible for providing: a clean, debris-free space with electricity, heat, hoisting/elevator service, and adequate facilities for off-loading, staging, uncartoning, and moving product; insurance and permits required at the site; and disposal containers. Delivery does not include the following additional expenses, which are the responsibility of Dealer: providing a licensed electrician, as required by national or local codes, to connect products to building power. If the space is under construction or other trades are working in the same space during the product installation, Dealer will immediately inspect the product on delivery for defects. If Dealer or Dealer’s customer is not available to inspect product on delivery, then Dealer and Dealer’s customer accept that all product was delivered in satisfactory condition and Dealer accepts all responsibility for any damages found later.

**Loss and Damages:** After delivery of product to Dealer’s shipper or, if ABC is arranging freight, after delivery to shipping address, all risk of loss or damage shall pass to Dealer, including, without limitation, any loss or damage caused by weather, other trades (such as painting or plastering, electrical or telephone installation), fire or other elements, and Dealer agrees to hold ABC harmless from any such loss or damage.

**Warranties:** Dealer’s remedies are limited exclusively to those set forth in ABC’s standard limited warranty as published at [www.artcobell.com](http://www.artcobell.com) at the time of delivery of the product to carrier. ABC MAKES NO WARRANTY, EXPRESS OR IMPLIED, WITH RESPECT TO ANY PRODUCT OR SERVICE FURNISHED TO DEALER, AND ANY IMPLIED WARRANTIES OF MERCHANTABILITY OR FITNESS FOR A PARTICULAR PURPOSE ARE EXPRESSLY DISCLAIMED BY ABC. No agent or outside party has any authority to make

any warranty or representation to Dealer on behalf of ABC with respect to any product or service provided to Dealer by ABC. In no event will Artcobell be liable for any consequential, indirect, incidental, or punitive damages. Modifications to the product or use other than the intended purpose voids the warranty.

**Shipment Terms:** All orders shall be shipped prepaid and, unless specified, by ABC's carrier of choice. "Best way" shipping will be used. Pricing on shipments is an estimate and may vary by special charges incurred due to the consignee. These are estimates and additional charges are the responsibility of the Dealer.

LTL shipments are dock-to-dock at Dealer's expense. Any special delivery considerations are the responsibility of the consignee. This includes any accessorial charges billed by the carrier. LTL shipments may also be subject to a packaging surcharge.

Delivery dates are the responsibility of the carrier unless otherwise agreed to between Artcobell Corporation and the consignee. No expenses will be incurred by Artcobell Corporation for missed delivery appointments. Delivery scheduling is to be handled between the dealer and the carrier. All expenses incurred due to detention or other factors, caused by the consignee, shall be the responsibility of the dealer. If the delivery location is not ready for receipt of a shipment, all charges incurred by the freight company will be passed on to the dealer. If the shipment returns to Artcobell Corporation, the costs for handling and restocking will be billed back to the dealer, along with an administrative fee of 5% of the order total.

Dealer arranged van shipments will be assessed a service fee of \$150.

If a "live load" appointment is missed by more than 2 hours or the driver arrives after 2:00pm, a missed appointment fee of \$250 will be assessed to the Dealer. The carrier will not be guaranteed immediate attention if a live load appointment is missed, and the load may need to be rescheduled. Shipments outside of the continental U.S. are to be pre-arranged by the dealer.

**Shipment Damages:** Artcobell will not be responsible for freight damage on prepaid shipments when items are shipped via small parcel (USPS, UPS, Fed Ex, etc.).

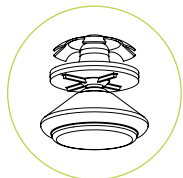
Any freight damage, truckload or LTL, MUST be notated on the POD (proof of delivery) or reported within 5 days of delivery in order to qualify for a no cost replacement from Artcobell. All shipments should be carefully inspected at the time of delivery by the consignee. Any damages are to be noted on the bill of lading at the time of delivery. Concealed damage must be reported within 15 days of receipt of shipment. Damaged freight must be held at the point of delivery, along with original packaging to be considered for a claim. Digital photos are required and will speed up the claims process. Shipments left unopened for a period of more than 15 days will not be considered for claim or replacement. Shipment liability ceases after 15 days of delivery.

**Shipment Shortages:** Shortages not reported within 15 days of shipment receipt will not be honored for a claim. Shortages must be noted on the bill of lading at the time of delivery and reported to Artcobell within 15 days for consideration. Claims for shortages will not be approved if ABC has a "scan sheet" confirming all products were loaded.

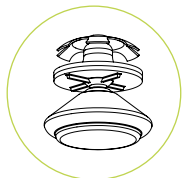
**Dealer's and User's Care and Use Instructions:** Products are to be used for their intended purpose and inspected on a regular basis to avoid structural failures and possible injury. Inspections are to include verifying there are no loose or missing screws, rivets, or other fasteners. Products are to be inspected for cracks, fatigue, or broken welds. Products that have adjustability are to be inspected to ensure the fasteners are installed and adjusted properly. Any product showing signs of damage or improper adjustment must be removed from service immediately and notice must be promptly provided to ABC and the furnishing dealer. Repairs are to be made with factory authorized parts and methods.

**Other:** Questions about invoices must be communicated to ABC within 15 days of the invoice date. These Terms and Conditions may be changed by ABC without notice and are the only terms and conditions which apply to ABC's products. These Terms and Conditions are governed by Texas law, without regard to its conflicts of laws provisions. In the event of a dispute, the non-prevailing party will pay the prevailing party's reasonable attorneys' fees.

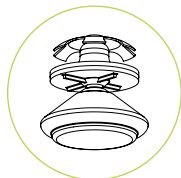
\* Product line, prices, discounts, payment terms, and other terms and conditions applicable to the sale of products to the Dealer are subject to change by Artcobell without notice.



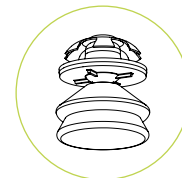
Nylon (3)  
All purpose nylon swivel glide  
Rounded leading edge  
VCT, Vinyl, Tile or Carpet flooring



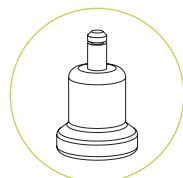
Steel (1)  
All purpose steel swivel glide  
Best glide for carpeted surfaces



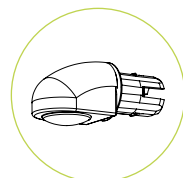
Non Skid (2)  
All purpose non-skid swivel glide  
Not for use on carpeted surfaces



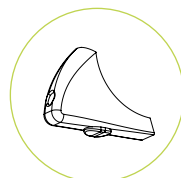
Felt (F)  
All purpose felt swivel glide  
VCT, Vinyl, Tile or Wood.  
Glide cap can be changed out in seconds



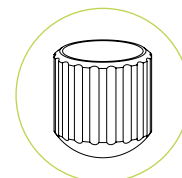
Bell Glide (B)  
For use on 5-star task and Stool bases. Nylon base



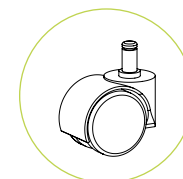
Cantilever Toe Glide  
Select from nylon (3), Steel (1)  
Felt (F) or Non-skid (2) button  
Glide inserts.



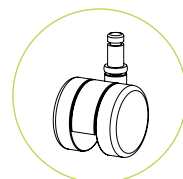
Cantilever Heel Glide  
Select from nylon (3), Steel (1)  
Felt (F) or Non-skid (2) button  
Glide inserts.



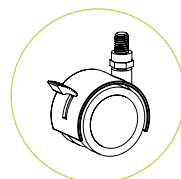
Boot Glide (\*\*)  
Non-Skid Rubber  
Available in Multiple Colors  
VCT, Vinyl or Tile



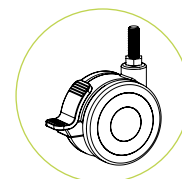
Hard Wheel (H)  
50mm Dual Hard Wheel  
7/16 x 7/8 brass grip ring



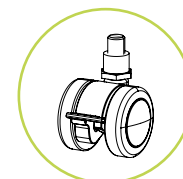
Hard Wheel  
50mm Dual Hard Wheel  
7/16 x 7/8 brass grip ring  
Discover and Uniflex  
4-Leg Chairs



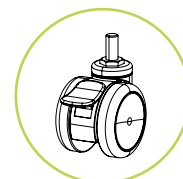
TA-CPS4  
50mm Dual Soft Wheel  
Locking Caster  
3/8" - 16 x 1"  
Threaded Stem



TA-CPTD3  
75mm Locking Caster  
3/8" - 16 x 1"  
Threaded Stem



TA-CPMS50T4  
50mm Locking Caster  
3/8" - 16 x 1"  
Threaded Stem



TA-CPMS75T4  
75mm Locking Caster  
3/8" - 16 x 1"  
Threaded Stem

**REFER TO SPECIFIC PRODUCT PAGES FOR GLIDE AVAILABILITY BY MODEL.**

**NOTE ON GLIDES & FLOOR MAINTENANCE**

Our research shows that no single solution can provide optimum performance across all floor types and conditions. Overall performance is based upon the type of flooring, preventative floor maintenance program and glide design & material selection. Highly textured flooring and/or floors with enhanced wear resistant layers can negatively impact glide wear and floor surface. To maximize the performance of your furniture glides, floors must be properly prepared, and maintained. Soil, grit and the wrong polish can make a floor susceptible to damage regardless of the glides used on your furniture. Your flooring installer and/or manufacturer can provide specific guidelines on floor maintenance and precautions.

# SOFT SEATING

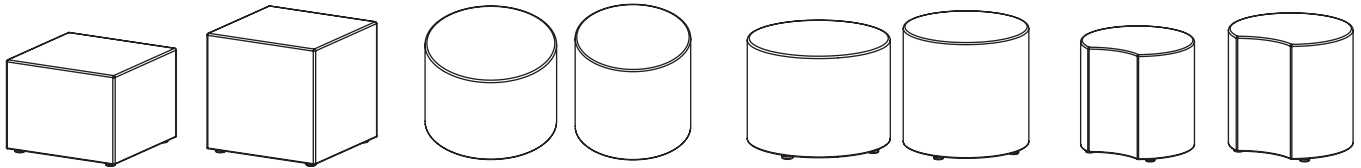


# STATEMENT OF LINE

## SOFT SEATING



Check out new  
Grade 2 and 3  
options from  
DesignTex



SS-SQ14

SS-SQ18

SS-RR14

SS-RR18

SS-RD14

SS-RD18

SS-CR14

SS-CR18

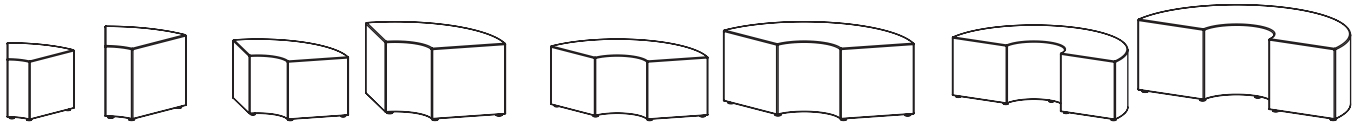
**Square**

**Round Rocker**

**Round**

**Crescent**

### CIRCLES + SQUARES



SS-R814

SS-R818

SS-R414

SS-R418

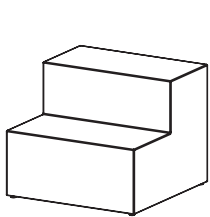
SS-R314

SS-R318

SS-R214

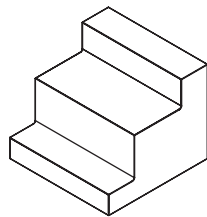
SS-R218

**Arcs**



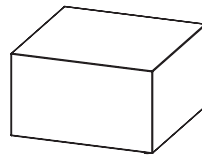
SS-ST230

**2-STEP**



SS-ST330

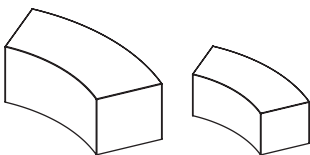
**3-STEP**



SS-SQ3818

**Ottoman | 38" Square**

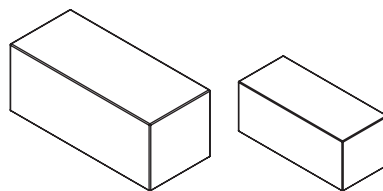
### BENCHES



SS-BC18

SS-BC14

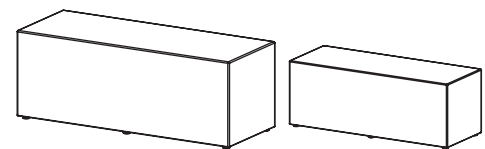
**Curved Bench**



SS-RC1842

SS-RC1442

**Rectangle Bench**

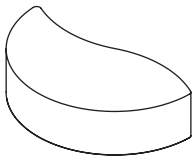


SS-RC1848

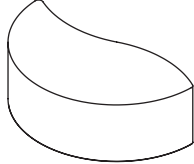
SS-RC1448

# STATEMENT OF LINE

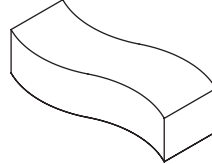
## SOFT SEATING



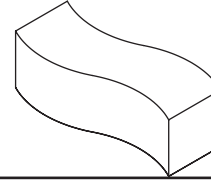
SS-NEB14



SS-NEB18



SS-EXP14



SS-EXP18

### Nebula Bench

### Expanse Bench

### BENCHES



SS-BBR3



SS-BBR4



ASPOT16



ASPXL16.4



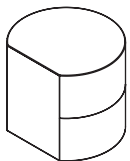
ASPXL16.R

### SnugSacks

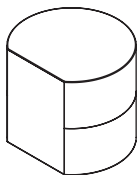
### Spot

### Pixel

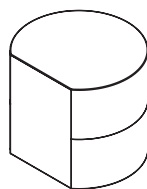
### FLOORWORK



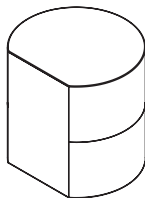
SS-BA12



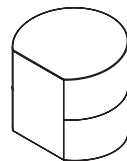
SS-BA14



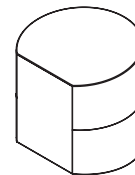
SS-BA16



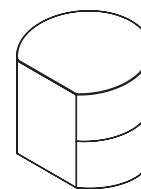
SS-BA18



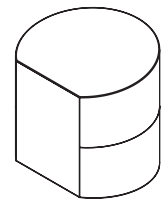
SS-BAS12



SS-BAS14



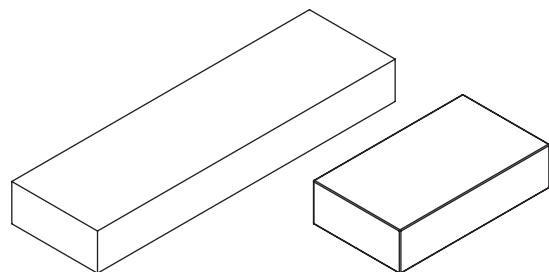
SS-BAS16



SS-BAS18

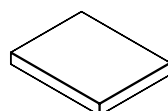
### Barrel

### Barrel Slant

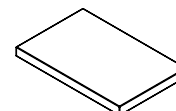


SS-RP4814

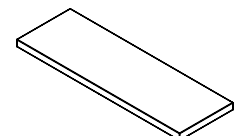
SS-RP2414



SS-TCG1814



SS-TCG1828



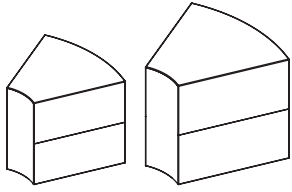
SS-TCG1855

### Pad

### Pad (Works with AMTC Mobile Cubbies)

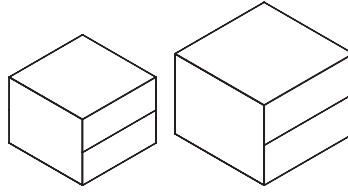
# STATEMENT OF LINE

## SOFT SEATING



SS-PR814

SS-PR818




SS-PSQ14

SS-PSQ18


**Wedge**

**Cube**

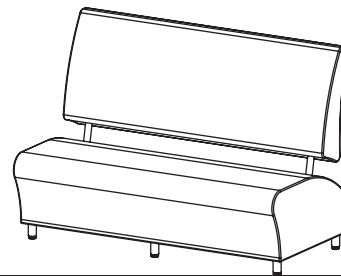
### FLOORWORK



SS-SB24



SS-SB48

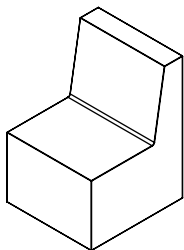


SS-SB60

**Chair**

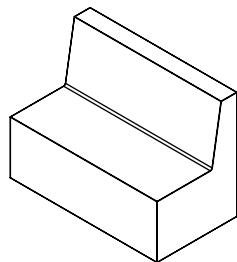
**Sofa**

### OPEN BACK LOUNGE



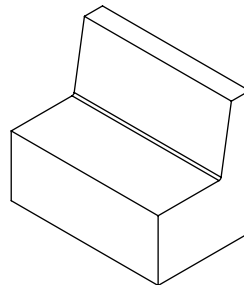
SS-LS24

**24" Sofa**



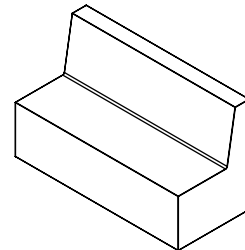
SS-LS42

**42" Sofa**



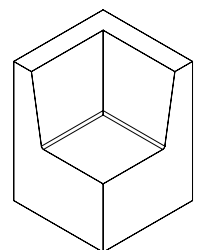
SS-LS48

**48" Sofa**



SS-LS60

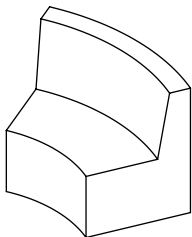
**60" Sofa**



SS-LC26

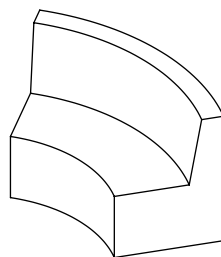
**Corner**

### LOUNGE | LINEAR

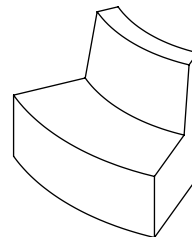


SS-CSI45

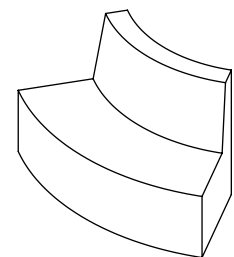
**Sofa**



SS-CSI60



SS-CSO45

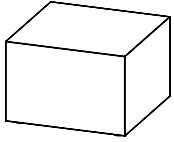


SS-CSO60

### LOUNGE | CURVED

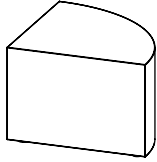
# STATEMENT OF LINE

## SOFT SEATING



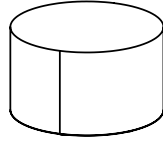
SS-SQ2618

**Square Ottoman**



SS-WD2618

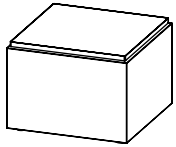
**Wedge Ottoman**



SS-RD3018

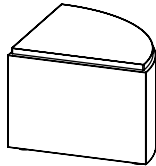
**Round Ottoman**

### LOUNGE | OTTOMAN



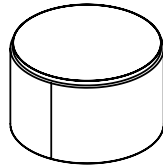
SS-SQ2618T

**Square Ottoman  
with Table Top**



SS-WD2618T

**Wedge Ottoman  
with Table Top**



SS-RD3018T

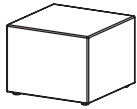
**Round Ottoman  
with Table Top**



Square

Application & Specification Rules

- > Always ships fully cartoned
- > Grade 1 fabrics are stocked. Other grades will be ordered as specified.
- > Dual-tone fabrics available. 1st Option = Sides; 2nd Option = Top
- > Core constructed of durable foam with wood base
- > Standard with nylon glides; 3" legs and casters available separately on page 16

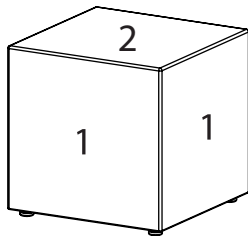


Model	Description	Dimensions	Units Per Ctn	Cubes Each	Lbs Each	List Price Each			Number of Legs Required
						Grade 1	Grade 2	Grade 3	
SS-SQ14	Square	18"w x 18"d x 14"h	1	4.3	16.0	\$557	\$757	\$1,157	4
SS-SQ18	Square	18"w x 18"d x 18"h	1	4.3	20.0	\$651	\$851	\$1,251	4

Square Dual-Tone

SSD-SQ14	Square, Two Colors	18"w x 18"d x 14"h	1	4.3	16.0	\$707	\$907	\$1,432	4
SSD-SQ18	Square, Two Colors	18"w x 18"d x 18"h	1	4.3	20.0	\$801	\$1,001	\$1,526	4

Model Builder



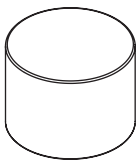
Model	1st Option Fabric Color	2nd Option Fabric Color
	If specifying Dual-Tone, Option 1 = Sides See Appendix A	If specifying Dual-Tone, Option 2 = Top See Appendix A
SS-SQ18	S08	
SSD-SQ18	S08	S21

Model Example: SS-SQ18.S08  
Dual-Tone Model Example: SSD-SQ18.S08.S21

Round Rocker

Application & Specification Rules

- > Always ships fully cartoned
- > Grade 1 fabrics are stocked. Other grades will be ordered as specified.
- > Dual-tone fabrics available. 1st Option = Sides; 2nd Option = Top
- > Core constructed of durable foam with polyurethane base

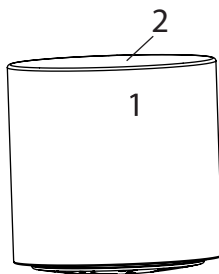


Model	Description	Dimensions	Units Per Ctn	Cubes Each	Lbs Each	List Price Each		
						Grade 1	Grade 2	Grade 3
SS-RR14	Round Rocker	18" diameter x 15"h	1	4.3	15.6	\$600	\$800	\$1,200
SS-RR18	Round Rocker	18" diameter x 19"h	1	4.3	19.6	\$690	\$890	\$1,290

Round Rocker Dual-Tone

SSD-RR14	Round Rocker, Two Colors	18" diameter x 15"h	1	4.3	15.6	\$750	\$950	\$1,475
SSD-RR18	Round Rocker, Two Colors	18" diameter x 19"h	1	4.3	19.6	\$840	\$1,040	\$1,565

Model Builder



Model	1st Option Fabric Color	2nd Option Fabric Color
	If specifying Dual-Tone, Option 1 = Sides See Appendix A	If specifying Dual-Tone, Option 2 = Top See Appendix A
SS-RR18	S08	
SSD-RR18	S08	S21

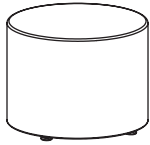
Model Example: SS-RR18.S08  
Dual-Tone Model Example: SSD-RR18.S08.S21

artcobell

Round

Application & Specification Rules

- > Always ships fully cartoned
- > Grade 1 fabrics are stocked. Other grades will be ordered as specified.
- > Dual-tone fabrics available. 1st Option = Sides; 2nd Option = Top
- > Core constructed of durable foam with wood base
- > Standard with nylon glides; 3" legs and casters available separately on page 16

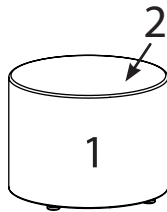


						List Price Each			
Model	Description	Dimensions	Units Per Ctn	Cubes Each	Lbs Each	Grade 1	Grade 2	Grade 3	Number of Legs Required
SS-RD14	Round	18" diameter x 14"h	1	4.3	13.6	\$494	\$694	\$1,094	4
SS-RD18	Round	18" diameter x 18"h	1	4.3	17.6	\$588	\$788	\$1,188	4

Round Dual-Tone

SSD-RD14	Round, Two Colors	18" diameter x 14"h	1	4.3	13.6	\$644	\$844	\$1,369	4
SSD-RD18	Round, Two Colors	18" diameter x 18"h	1	4.3	17.6	\$738	\$938	\$1,463	4

Model Builder



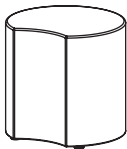
Model	1st Option Fabric Color	2nd Option Fabric Color
	If specifying Dual-Tone, Option 1 = Sides See Appendix A	If specifying Dual-Tone, Option 2 = Top See Appendix A
SS-RD18	S08	
SSD-RD18	S08	S21

Model Example: SS-RD18.S08  
Dual-Tone Model Example: SSD-RD18.S08.S21

Crescent

Application & Specification Rules

- > Always ships fully cartoned
- > Grade 1 fabrics are stocked. Other grades will be ordered as specified.
- > Dual-tone fabrics available. 1st Option = Sides; 2nd Option = Top
- > Core constructed of durable foam with wood base
- > Standard with nylon glides; 3" legs and casters available separately on page 16

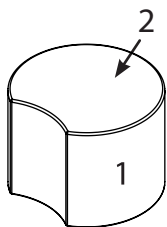


						List Price Each			
Model	Description	Dimensions	Units Per Ctn	Cubes Each	Lbs Each	Grade 1	Grade 2	Grade 3	Number of Legs Required
SS-CR14	Crescent	18" diameter x 14"h	1	4.3	13.6	\$504	\$804	\$1,104	4
SS-CR18	Crescent	18" diameter x 18"h	1	4.3	17.6	\$546	\$846	\$1,146	4

Crescent Dual-Tone

SSD-CR14	Crescent, Two Colors	18" diameter x 14"h	1	4.3	13.6	\$654	\$954	\$1,379	4
SSD-CR18	Crescent, Two Colors	18" diameter x 18"h	1	4.3	17.6	\$696	\$996	\$1,421	4

Model Builder



Model	1st Option Fabric Color	2nd Option Fabric Color
	If specifying Dual-Tone, Option 1 = Sides See Appendix A	If specifying Dual-Tone, Option 2 = Top See Appendix A
SS-CR18	S08	
SSD-CR18	S08	S21

Model Example: SS-CR18.S08  
Dual-Tone Model Example: SSD-CR18.S08.S21



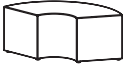
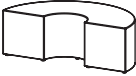
artcobell







Arcs

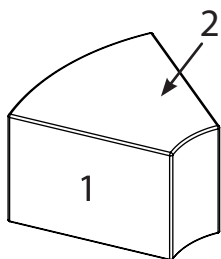
Application & Specification Rules

- > Always ships fully cartoned
- > Core constructed of durable foam with wood base
- > Grade 1 fabrics are stocked. Other grades will be ordered as specified.
- > Standard with nylon glides; 3" legs and casters available separately on page 16
- > Dual-tone fabrics available. 1st Option = Sides; 2nd Option = Top

	Model	Description	Size	Units Per Ctn	Cubes Each	Lbs Each	List Price Each			Number of Legs Required
							Grade 1	Grade 2	Grade 3	
	SS-R814	1/8 Circle	21"w x 19"d x 14"h	1	4.3	15.3	\$599	\$899	\$1,199	4
	SS-R818	1/8 Circle	21"w x 19"d x 18"h	1	4.3	15.6	\$641	\$941	\$1,241	4
	SS-R414	1/4 Circle	38"w x 21"d x 14"h	1	10.1	22.3	\$1,155	\$1,455	\$1,755	5
	SS-R418	1/4 Circle	38"w x 21"d x 18"h	1	10.1	23.0	\$1,260	\$1,560	\$1,860	5
	SS-R314	1/3 Circle	47"w x 23"d x 14"h	1	13.7	42.0	\$1,313	\$1,763	\$2,063	8
	SS-R318	1/3 Circle	47"w x 23"d x 18"h	1	13.7	43.0	\$1,397	\$1,847	\$2,147	8
	SS-R214	1/2 Circle	54"w x 27"d x 14"h	1	18.1	46.7	\$2,048	\$2,498	\$2,798	8
	SS-R218	1/2 Circle	54"w x 27"d x 18"h	1	18.1	48.0	\$2,258	\$2,708	\$3,008	8

Arcs Dual-Tone

	SSD-R814	1/8 Circle, Two Colors	21"w x 19"d x 14"h	1	4.3	15.3	\$749	\$1,049	\$1,474	4
	SSD-R818	1/8 Circle, Two Colors	21"w x 19"d x 18"h	1	4.3	15.6	\$791	\$1,091	\$1,516	4
	SSD-R414	1/4 Circle, Two Colors	38"w x 21"d x 14"h	1	10.1	22.3	\$1,405	\$1,705	\$2,155	5
	SSD-R418	1/4 Circle, Two Colors	38"w x 21"d x 18"h	1	10.1	23.0	\$1,510	\$1,810	\$2,260	5
	SSD-R314	1/3 Circle, Two Colors	47"w x 23"d x 14"h	1	13.7	42.0	\$1,563	\$2,013	\$2,463	8
	SSD-R318	1/3 Circle, Two Colors	47"w x 23"d x 18"h	1	13.7	43.0	\$1,647	\$2,097	\$2,547	8
	SSD-R214	1/2 Circle, Two Colors	54"w x 27"d x 14"h	1	18.1	46.7	\$2,398	\$2,848	\$3,323	8
	SSD-R218	1/2 Circle, Two Colors	54"w x 27"d x 18"h	1	18.1	48.0	\$2,608	\$3,058	\$3,533	8



Model Builder

Model	1st Option Fabric Color	2nd Option Fabric Color
	If specifying Dual-Tone, Option 1 = Sides See Appendix A	If specifying Dual-Tone, Option 2 = Top See Appendix A
<b>SS-R818</b>	<b>S08</b>	
<b>SSD-R818</b>	<b>S08</b>	<b>S21</b>

Model Example: SS-R818.S08

Dual-Tone Model Example: SSD-R818.S08.S21

artcobell



Application & Specification Rules

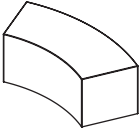
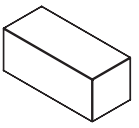
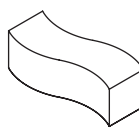

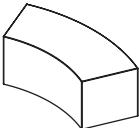
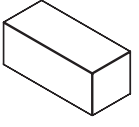
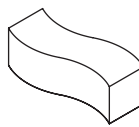

> Always ships fully cartoned

> Grade 1 fabrics are stocked. Other grades will be ordered as specified.

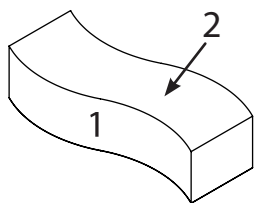
> Dual-tone fabrics available. 1st Option = Sides; 2nd Option = Top

> Core constructed of durable foam with wood base

> Standard with nylon glides; 3" legs and casters available separately on page 16

							List Price Each			
Model	Description	Dimensions	Units Per Ctn	Cubes Each	Lbs Each	Grade 1	Grade 2	Grade 3	Number of Legs Required	
<b>Curved, 45-degree radius works with Single-Face Radius Mobile Shelf ASFVSC-1742</b>										
	SS-BC14	Curved	14"h x 18"d	1	14.7	39.0	\$1,400	\$1,750	\$2,000	6
	SS-BC18	Curved	18"h x 18"d	1	14.7	40.0	\$1,600	\$1,950	\$2,200	6
<b>Rectangle, Works with Single-Face Mobile Shelf ASFVS-1742</b>										
	SS-RC1442	Rectangle	42"w x 18"d x 14"h	1	9.9	29.0	\$1,250	\$1,400	\$1,650	6
	SS-RC1842	Rectangle	42"w x 18"d x 18"h	1	9.9	30.0	\$1,350	\$1,550	\$1,800	6
	SS-RC1448	Rectangle	48"w x 18"d x 14"h	1	11.0	32.8	\$1,300	\$1,450	\$1,700	6
	SS-RC1848	Rectangle	48"w x 18"d x 18"h	1	11.0	33.0	\$1,400	\$1,600	\$1,850	6
<b>Expanse</b>										
	SS-EXP14	Expanse	54"w x 18"d x 14"h	1	18.1	40.1	\$1,993	\$2,393	\$2,743	10
	SS-EXP18	Expanse	54"w x 18"d x 18"h	1	18.1	51.4	\$2,060	\$2,660	\$3,010	10
<b>Nebula</b>										
	SS-NEB14	Nebula	54"w x 27"d x 14"h	1	18.1	46.0	\$2,138	\$2,538	\$2,888	6
	SS-NEB18	Nebula	54"w x 27"d x 18"h	1	18.1	58.6	\$2,258	\$2,858	\$3,208	6
<b>Curved Dual-Tone</b>										
	SSD-BC14	Curved, Two Colors	14"h x 18"d	1	14.7	39.0	\$1,650	\$2,000	\$2,400	6
	SSD-BC18	Curved, Two Colors	18"h x 18"d	1	14.7	40.0	\$1,850	\$2,200	\$2,600	6
<b>Rectangle Dual-Tone</b>										
	SSD-RC1442	Rectangle, Two Colors	42"w x 18"d x 14"h	1	9.9	29.0	\$1,500	\$1,650	\$2,050	6
	SSD-RC1842	Rectangle, Two Colors	42"w x 18"d x 18"h	1	9.9	30.0	\$1,600	\$1,800	\$2,200	6
	SSD-RC1448	Rectangle, Two Colors	48"w x 18"d x 14"h	1	11.0	32.8	\$1,550	\$1,700	\$2,100	6
	SSD-RC1848	Rectangle, Two Colors	48"w x 18"d x 18"h	1	11.0	33.0	\$1,650	\$1,850	\$2,250	6
<b>Expanse Dual-Tone</b>										
	SSD-EXP14	Expanse, Two Colors	54"w x 18"d x 14"h	1	18.1	40.1	\$2,243	\$2,643	\$3,143	10
	SSD-EXP18	Expanse, Two Colors	54"w x 18"d x 18"h	1	18.1	51.4	\$2,310	\$2,910	\$3,410	10
<b>Nebula Dual-Tone</b>										
	SSD-NEB14	Nebula, Two Colors	54"w x 27"d x 14"h	1	18.1	46.0	\$2,488	\$2,888	\$3,413	6
	SSD-NEB18	Nebula, Two Colors	54"w x 27"d x 18"h	1	18.1	58.6	\$2,608	\$3,208	\$3,733	6

Model Builder



Model	1st Option Fabric Color	2nd Option Fabric Color
	If specifying Dual-Tone, Option 1 = Sides See Appendix A	If specifying Dual-Tone, Option 2 = Top See Appendix A
SS-BC18	S08	
SSD-BC18	S08	S21

Model Example: SS-BC18.S08

Dual-Tone Model Example: SSD-BC18.S08.S21

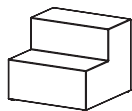
artcobell



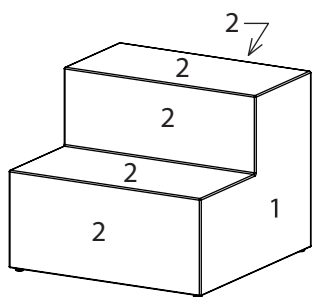
## 2-STEP

### Application & Specification Rules

- > Always ships fully cartoned
- > Core constructed of durable foam with wood base
- > Grade 1 fabrics are stocked. Other grades will be ordered as specified.
- > Standard with nylon glides; 3" legs and casters available separately on page 16
- > Dual-tone fabrics available. 1st Option = Sides; 2nd Option = Top Face + Back



Model	Description	Dimensions	Units Per Ctn	Cubes Each	Lbs Each	List Price Each			Number of Legs Required
						Grade 1	Grade 2	Grade 3	
SS-ST230	2-STEP	38"w x 38"d x 32"h	1	30.5	76.0	\$3,045	\$4,195	\$4,945	5
<b>2-Step Dual-Tone</b>									
SSD-ST230	2-STEP, Two Colors	38"w x 38"d x 32"h	1	30.5	76.0	\$3,495	\$4,645	\$5,595	5



#### Model Builder

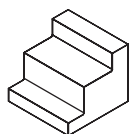
Model	1st Option Fabric Color	2nd Option Fabric Color
	If specifying Dual-Tone, Option 1 = Sides See Appendix A	If specifying Dual-Tone, Option 2 = Top/Back See Appendix A
<b>SS-ST230</b>	<b>S08</b>	
<b>SSD-ST230</b>	<b>S08</b>	<b>S21</b>

Model Example: SS-ST230.S08  
Dual-Tone Model Example: SSD-ST230.S08.S21

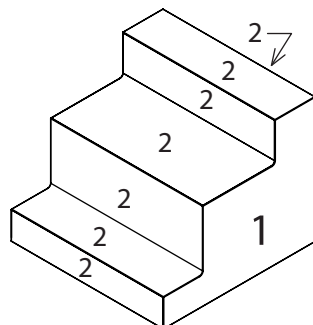
## 3-STEP

### Application & Specification Rules

- > Always ships fully cartoned
- > Core constructed of durable foam with wood base
- > Grade 1 fabrics are stocked. Other grades will be ordered as specified.
- > Standard with nylon glides; 3" legs and casters available separately on page 16
- > Dual-tone fabrics available. 1st Option = Sides; 2nd Option = Top Face + Back



Model	Description	Dimensions	Units Per Ctn	Cubes Each	Lbs Each	List Price Each			Number of Legs Required
						Grade 1	Grade 2	Grade 3	
SS-ST330	3-STEP	38"w x 38"d x 32"h	1	30.5	76.0	\$3,255	\$4,555	\$5,405	5
<b>3-Step Dual-Tone</b>									
SSD-ST330	3-STEP, Two Colors	38"w x 38"d x 32"h	1	30.5	76.0	\$3,705	\$5,005	\$6,055	5



#### Model Builder

Model	1st Option Fabric Color	2nd Option Fabric Color
	If specifying Dual-Tone, Option 1 = Sides See Appendix A	If specifying Dual-Tone, Option 2 = Top/Back See Appendix A
<b>SS-ST330</b>	<b>S08</b>	
<b>SSD-ST330</b>	<b>S08</b>	<b>S21</b>

Model Example: SS-ST330.S08  
Dual-Tone Model Example: SSD-ST330.S08.S21

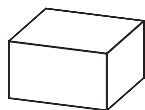
artcobell



### Ottoman | 38" Square

#### Application & Specification Rules

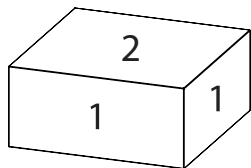
- > Always ships fully cartoned
- > Core constructed of durable foam with wood base
- > Grade 1 fabrics are stocked. Other grades will be ordered as specified.
- > Dual-tone fabrics available. 1st Option = Sides; 2nd Option = Top
- > Works with 2-Step and 3-Step as a corner unit
- > Standard with nylon glides; 3" legs and casters available separately on page 16



						List Price Each			
Model	Description	Dimensions	Units Per Ctn	Cubes Each	Lbs Each	Grade 1	Grade 2	Grade 3	Number of Legs Required
SS-SQ3818	38" Square Ottoman	38"w x 38"d x 18"h	1	16.7	67.0	\$2,205	\$2,855	\$3,405	5

#### Ottoman Dual-Tone

SSD-SQ3818	38" Square Ottoman, Two Colors	38"w x 38"d x 18"h	1	16.7	67.0	\$2,555	\$3,205	\$3,930	5
------------	--------------------------------	--------------------	---	------	------	---------	---------	---------	---



#### Model Builder

Model	1st Option Fabric Color	2nd Option Fabric Color
	If specifying Dual-Tone, Option 1 = Sides See Appendix A	If specifying Dual-Tone, Option 2 = Top See Appendix A
<b>SS-SQ3818</b>	<b>S08</b>	
<b>SSD-SQ3818</b>	<b>S08</b>	<b>S21</b>

Model Example: SS-SQ3818.S08  
Dual-Tone Model Example: SSD-SQ3818.S08.S21

### Caster Pack

#### Application & Specification Rules

- > 37mm caster works with Soft Seating models with glides
- > Single pack; note number of legs required by model
- > Adds 1" to overall height
- > Standard in black

Model	Description	Units Per Ctn	Cubes Each	Lbs Each	List Price Each
SSA-CPS.37T1	37mm caster, adds 1" to height	1-Caster	0.1	0.4	\$20

### Soft Seating Leg

#### Application & Specification Rules

- > 3" titanium finish leg works with Soft Seating models with glides
- > Single pack; note number of legs required by model
- > Adds 2.5" to overall height
- > Standard in titanium

Model	Description	Units Per Ctn	Cubes Each	Lbs Each	List Price Each
SSA-LPS3T1.4	3" leg, Titanium, adds 2.5" to height	1-Leg	0.1	0.4	\$63

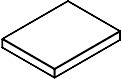
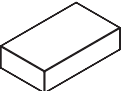
artcobell

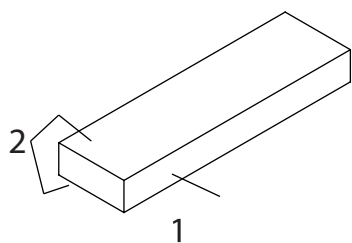


## Rectangle Pad

### Application & Specification Rules

- > Always ships fully cartoned
- > Grade 1 fabrics are stocked. Other grades will be ordered as specified.
- > Dual-tone fabrics available. 1st Option = Sides; 2nd Option = Top/Bottom
- > Core constructed of durable foam
- > Non-slip gripper base (Black) available at extra charge. Not available for dual-tone models.

								List Price Each		
Model	Description	Dimensions	Seat Height	Units Per Ctn	Cubes Each	Lbs Each	Grade 1	Grade 2	Grade 3	
<b>Rectangle Pad (Works with AMTC Mobile Cubbies)</b>										
	SS-TCG1814	Seat Pad, Black Gripper Bottom	18"w x 14.5"d	2.25"	1	1	2.5	\$350	\$450	\$550
	SS-TCG1828	Seat Pad, Black Gripper Bottom	18"w x 28"d	2.25"	1	2.6	5	\$400	\$500	\$600
	SS-TCG1855	Seat Pad, Black Gripper Bottom	18"w x 55"d	2.25"	1	4.5	9	\$500	\$650	\$850
<b>Rectangle Pad</b>										
	SS-RP2414	Rectangle Pad	24"w x 14"d	6"	1	2.0	3.0	\$357	\$507	\$607
	SS-RP4814	Rectangle Pad	48"w x 14"d	6"	1	3.9	6.0	\$525	\$775	\$925
<b>Rectangle Pad with Gripper Base</b>										
	SS-RPG2414	Rectangle Pad, Black Gripper Base	24"w x 14"d	6"	1	2.0	3.0	\$387	\$537	\$637
	SS-RPG4814	Rectangle Pad, Black Gripper Base	48"w x 14"d	6"	1	3.9	6.0	\$555	\$805	\$955
<b>Rectangle Pad Dual-Tone</b>										
	SSD-RP2414	Rectangle Pad, Two Colors	24"w x 14"d	6"	1	2.0	3.0	\$432	\$582	\$782
	SSD-RP4814	Rectangle Pad, Two Colors	48"w x 14"d	6"	1	3.9	6.0	\$675	\$925	\$1,200



Model Builder

Model	.	1st Option Fabric Color	.	2nd Option Fabric Color
		If specifying Dual-Tone, Option 1 = Sides See Appendix A		If specifying Dual-Tone, Option 2 = Top/Bottom See Appendix A
<b>SS-TCG1814</b>	.	<b>S08</b>		
<b>SSD-RP4814</b>	.	<b>S08</b>	.	<b>S21</b>

Model Example: SS-TCG1814.S08  
Dual-Tone Model Example: SSD-RP4814.S08.S21

artcobell



## SnugSacks

### Application & Specification Rules

- > Always ships fully cartoned
- > Core constructed of vacuum-packed, shredded foam
- > Grade 1 fabrics are stocked. Other grades will be ordered as specified.
- > Filler may take 2-3 days to fully expand once opened.



Model	Size	Units Per Ctn	Cubes Each	Lbs Each	List Price Each		
					Grade 1	Grade 2	Grade 3
SS-BBR3	36" diameter x 18" h	1	3	24	\$1,100	\$1,600	\$2,100
SS-BBR4	48" diameter x 24" h	1	4.4	33.0	\$1,200	\$1,800	\$2,300

#### Model Builder

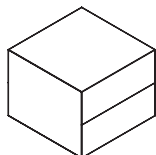
Model	1st Option Fabric Color
	See Appendix A
<b>SS-BBR3</b>	<b>S08</b>

Model Example: SS-BBR.S08

## Cube

### Application & Specification Rules

- > Always ships fully cartoned
- > Core constructed of durable foam
- > Grade 1 fabrics are stocked. Other grades will be ordered as specified.
- > Non-slip gripper base (Black) available at extra charge. Not available for dual-tone models.
- > Dual-tone fabrics available. 1st Option = Sides; 2nd Option = Top/Bottom



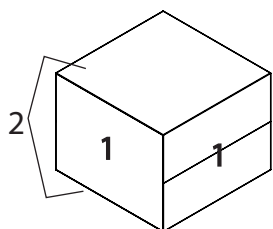
Model	Description	Dimensions	Units Per Ctn	Cubes Each	Lbs Each	List Price Each		
						Grade 1	Grade 2	Grade 3
<b>Cube</b>								
SS-PSQ14	Cube	18"w x 18"d x 14"h	1	4.3	10.0	\$557	\$807	\$1,157
SS-PSQ18	Cube	18"w x 18"d x 18"h	1	4.3	12.0	\$609	\$859	\$1,209
<b>Cube with Gripper Base</b>								
SS-PSQG14	Cube, Black Gripper Base	18"w x 18"d x 14"h	1	4.3	10.0	\$587	\$837	\$1,187
SS-PSQG18	Cube, Black Gripper Base	18"w x 18"d x 18"h	1	4.3	12.0	\$639	\$889	\$1,239
<b>Cube Dual-Tone</b>								
SSD-PSQ14	Cube, Black Two Colors	18"w x 18"d x 14"h	1	4.3	10.0	\$707	\$957	\$1,432
SSD-PSQ18	Cube, Black Two Colors	18"w x 18"d x 18"h	1	4.3	12.0	\$759	\$1,009	\$1,484

#### Model Builder

Model	1st Option Fabric Color	2nd Option Fabric Color
	If specifying Dual-Tone, Option 1 = Sides See Appendix A	If specifying Dual-Tone, Option 2 = Top/Bottom See Appendix A
<b>SS-PSQ14</b>	<b>S08</b>	
<b>SSD-PSQ14</b>	<b>S08</b>	<b>S21</b>

Model Example: SS-PSQ14.S08

Dual-Tone Model Example: SSD-PSQ14.S08.S21



artcobell



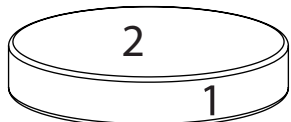
Spots

Application & Specification Rules

- > Always ships fully cartoned. 3" Spots ship 3 units per carton. 6" Spots ship 1 to a carton.
- > Single pack cartons available; per unit \$5 NET charge
- > Dual-tone fabrics available. 1st Option = Sides; 2nd Option = Top
- > Core constructed of durable foam
- > Grade 1 fabrics are stocked. Other grades will be ordered as specified.
- > Non-slip gripper base (Black) available at extra charge. Not available for dual-tone models.



Model	Description	Dimensions	Units Per Ctn	Cubes Each	Lbs Each	List Price Each		
						Grade 1	Grade 2	Grade 3
<b>Spot</b>								
ASPOT16	Padded Floor Seat	16" diameter; 3" height	3	0.6	1.6	\$250	\$400	\$500
ASPOT166	Padded Floor Seat	16" diameter; 6" height	1	2	2.5	\$330	\$530	\$630
<b>Spot with Gripper Base</b>								
ASPOTG16	Padded Floor Seat, Black Gripper Base	16" diameter; 3" height	3	0.6	1.6	\$270	\$420	\$520
ASPOTG166	Padded Floor Seat, Black Gripper Base	16" diameter; 6" height	1	2	2.5	\$350	\$550	\$650
<b>Spot Dual-Tone</b>								
ASPOTD16	Padded Floor Seat, Two Colors	16" diameter; 3" height	3	0.6	1.6	\$325	\$475	\$675
ASPOTD166	Padded Floor Seat, Two Colors	16" diameter; 6" height	1	2	2.5	\$405	\$605	\$805



Model Builder

Model	1st Option Fabric Color	2nd Option Fabric Color
	If specifying Dual-Tone, Option 1 = Sides See Appendix A	If specifying Dual-Tone, Option 2 = Top/Bottom See Appendix A
<b>ASPOT16</b>	<b>S08</b>	
<b>ASPOTD16</b>	<b>S08</b>	<b>S21</b>

Model Example: ASPOT16.S08  
Dual-Tone Model Example: ASPOTD16.S08.S21

Wire Pixel Caddy

Application & Specification Rules

- > Wire caddy on casters
- > Holds 10 ASPOT16, 8 ASPXL16, or 6 ASPXL16.R Rocker units
- > Titanium finish



Model	Description	Units Per Ctn	Cubes Each	Lbs Each	List Price Each
ASPXLCAD.H.4	18" diameter x 33"h	1	6.4	15.3	\$578

artcobell



Pixel

Application & Specification Rules

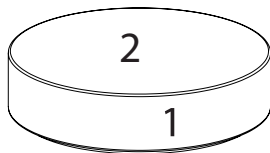
- > Always ships fully cartoned, two units per carton
- > Available with two base options: fixed glides (4) or rocker (R) bottom
- > Dual-tone fabrics available. 1st Option = Sides; 2nd Option = Top
- > Core constructed of durable foam and wood
- > Grade 1 fabrics are stocked. Other grades will be ordered as specified.
- > Single pack cartons available; per unit \$5 NET charge



							List Price Each		
Model	Description	Dimensions	Units Per Ctn	Cubes Each	Lbs Each	Grade 1	Grade 2	Grade 3	
ASPXL16.4	Pixel, Fixed Glide Base	16" diameter x 4" high	2	1	8.0	\$310	\$460	\$560	
ASPXL16.R	Pixel, Rocker Base	16" diameter x 4" high	2	1	8.0	\$400	\$550	\$650	

Pixel Dual-Tone

ASPXLD16.4	Pixel, Fixed Glide Base, Two Colors	16" diameter x 4" high	2	1	8.0	\$385	\$535	\$735
ASPXLD16.R	Pixel, Rocker Base, Two Colors	16" diameter x 4" high	2	1	8.0	\$475	\$625	\$825



Model Builder

Model	1st Option Fabric Color	2nd Option Fabric Color
	If specifying Dual-Tone, Option 1 = Sides See Appendix A	If specifying Dual-Tone, Option 2 = Top/Bottom See Appendix A
ASPXL16.4	S08	
ASPXLD16.4	S08	S21

Model Example: ASPXL16.4.S08

Dual-Tone Model Example: ASPXLD16.4.S08.S21

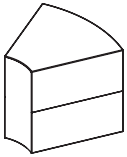
artcobell



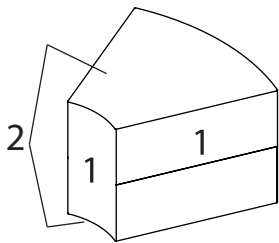
## Wedge

### Application & Specification Rules

- > Always ships fully cartoned
- > Core constructed of durable foam
- > Grade 1 fabrics are stocked. Other grades will be ordered as specified.
- > Non-slip gripper base (Black) available at extra charge. Not available for dual-tone models.
- > Dual-tone fabrics available. 1st Option = Sides; 2nd Option = Top/Bottom



Model	Description	Dimensions	Units Per Ctn	Cubes Each	Lbs Each	List Price Each		
						Grade 1	Grade 2	Grade 3
<b>Wedge</b>								
SS-PR814	1/8" Circle	20"w x 19"d x 14"h	1	4.3	9.0	\$609	\$909	\$1,059
SS-PR818	1/8" Circle	20"w x 19"d x 18"h	1	4.3	11.0	\$672	\$972	\$1,122
<b>Wedge with Gripper Base</b>								
SS-PRG814	1/8" Circle, Black Gripper Base	20"w x 19"d x 14"h	1	4.3	9.0	\$639	\$939	\$1,089
SS-PRG818	1/8" Circle, Black Gripper Base	20"w x 19"d x 18"h	1	4.3	11.0	\$702	\$1,002	\$1,152
<b>Wedge Dual-Tone</b>								
SSD-PR814	1/8" Circle, Two Colors	20"w x 19"d x 14"h	1	4.3	9.0	\$759	\$1,059	\$1,334
SSD-PR818	1/8" Circle, Two Colors	20"w x 19"d x 18"h	1	4.3	11.0	\$822	\$1,122	\$1,397



### Model Builder

Model	1st Option Fabric Color	2nd Option Fabric Color
	If specifying Dual-Tone, Option 1 = Sides See Appendix A	If specifying Dual-Tone, Option 2 = Top/Bottom See Appendix A
SS-PR814	S08	
SSD-PR814	S08	S21

Model Example: SS-PR814.S08  
Dual-Tone Model Example: SSD-PR814.S08.S21

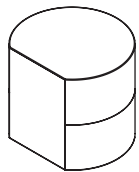
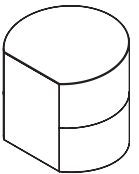
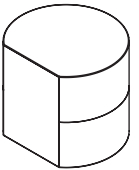
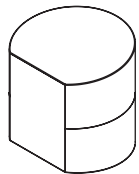
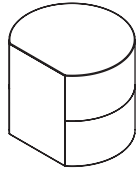
artcobell



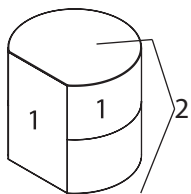
Barrel + Barrel Slant

Application & Specification Rules

- > Always ships fully cartoned
- > Core constructed of durable foam
- > Grade 1 fabrics are stocked. Other grades will be ordered as specified.
- > Barrel Slant features 10-degree slant on both ends.
- > Dual-tone fabrics available. 1st Option = Sides; 2nd Option = Top/Bottom
- > Non-slip gripper base (Black) available at extra charge. Not available for dual-tone models.



Model	Description	Dimensions	Units Per Ctn	Cubes Each	Lbs Each	List Price Each		
						Grade 1	Grade 2	Grade 3
<b>Barrel</b>								
SS-BA12	Barrel	18" diameter x 12" h	1	4.3	6.0	\$473	\$723	\$873
SS-BA14	Barrel	18" diameter x 14" h	1	4.3	7.0	\$504	\$804	\$954
SS-BA16	Barrel	18" diameter x 18" h	1	4.3	8.0	\$515	\$815	\$965
SS-BA18	Barrel	18" diameter x 18" h	1	4.3	9.0	\$536	\$836	\$986
<b>Barrel Slant</b>								
SS-BAS12	Barrel Slant	18" diameter x 12" h	1	4.3	6.0	\$473	\$723	\$873
SS-BAS14	Barrel Slant	18" diameter x 14" h	1	4.3	7.0	\$504	\$804	\$954
SS-BAS16	Barrel Slant	18" diameter x 18" h	1	4.3	8.0	\$515	\$815	\$965
SS-BAS18	Barrel Slant	18" diameter x 18" h	1	4.3	9.0	\$536	\$836	\$986
<b>Barrel with Gripper Base</b>								
SS-BAG12	Barrel, Black Gripper Base	18" diameter x 12" h	1	4.3	6.0	\$503	\$753	\$903
SS-BAG14	Barrel, Black Gripper Base	18" diameter x 14" h	1	4.3	7.0	\$534	\$834	\$984
SS-BAG16	Barrel, Black Gripper Base	18" diameter x 18" h	1	4.3	8.0	\$545	\$845	\$995
SS-BAG18	Barrel, Black Gripper Base	18" diameter x 18" h	1	4.3	9.0	\$566	\$866	\$1,016
<b>Barrel Dual-Tone</b>								
SSD-BA12	Barrel, Two Colors	18" diameter x 12" h	1	4.3	6.0	\$623	\$873	\$1,148
SSD-BA14	Barrel, Two Colors	18" diameter x 14" h	1	4.3	7.0	\$654	\$954	\$1,229
SSD-BA16	Barrel, Two Colors	18" diameter x 18" h	1	4.3	8.0	\$665	\$965	\$1,240
SSD-BA18	Barrel, Two Colors	18" diameter x 18" h	1	4.3	9.0	\$686	\$986	\$1,261
<b>Barrel Slant Dual-Tone</b>								
SSD-BAS12	Barrel Slant, Two Colors	18" diameter x 12" h	1	4.3	6.0	\$623	\$873	\$1,148
SSD-BAS14	Barrel Slant, Two Colors	18" diameter x 14" h	1	4.3	7.0	\$654	\$954	\$1,229
SSD-BAS16	Barrel Slant, Two Colors	18" diameter x 18" h	1	4.3	8.0	\$665	\$965	\$1,240
SSD-BAS18	Barrel Slant, Two Colors	18" diameter x 18" h	1	4.3	9.0	\$686	\$986	\$1,261



Model Builder

Model	1st Option: Fabric Color	2nd Option: Fabric Color
	If specifying Dual-Tone, Option 1 = Sides See Appendix A	If specifying Dual-Tone, Option 2 = Top/Bottom See Appendix A
<b>SS-BA12</b>	<b>S08</b>	
<b>SSD-BA12.S08.S21</b>	<b>S08</b>	<b>S21</b>

Model Example: SS-BA12.S08  
Dual-Tone Model Example: SSD-BA12.S08.S21

artcobell









**Application & Specification Rules**

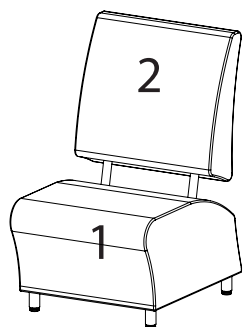
> Always ships fully cartoned

> Grade 1 fabrics are stocked. Other grades will be ordered as specified.

> Dual-tone fabrics available. 1st Option = Seat/Bottom; 2nd Option = Back/Top

> Frame constructed of steel and wood with high density foam wrap

	Model	Description	Dimensions	Units Per Ctn	Cubes Each	Lbs Each	List Price Each		
							Grade 1	Grade 2	Grade 3
	SS-SB24	24" Lounge Chair	42"h x 24" w x 30"d	1	14.0	57.5	\$2,000	\$2,700	\$3,600
	SS-SB48	48" Lounge Sofa	42"h x 48" w x 30"d	1	27.4	97.5	\$3,200	\$4,200	\$5,550
	SS-SB60	60" Lounge Sofa	42"h x 60"w x 30"d	1	33.1	115.0	\$3,800	\$5,050	\$7,300
<b>Lounge Dual-Tone</b>									
	SSD-SB24	24" Lounge Chair, Two Colors	42"h x 24" w x 30"d	1	14.0	57.5	\$2,350	\$3,050	\$4,125
	SSD-SB48	48" Lounge Sofa, Two Colors	42"h x 48" w x 30"d	1	27.4	97.5	\$3,650	\$4,650	\$6,200
	SSD-SB60	60" Lounge Sofa, Two Colors	42"h x 60" w x 30"d	1	33.1	115.0	\$4,250	\$5,500	\$7,950



**Model Builder**

Model	1st Option Fabric Color	2nd Option Fabric Color
	If specifying Dual-Tone, Option 1 = Seat/Bottom See Appendix A	If specifying Dual-Tone, Option 2 = Top/Back See Appendix A
<b>SS-SB24</b>	<b>S08</b>	
<b>SSD-SB24</b>	<b>S08</b>	<b>S21</b>

Model Example: SS-SB24.S08

Dual-Tone Model Example: SSD-SB24.S08.S21

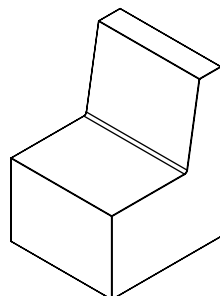
artcobell



Application & Specification Rules

- > Always ships fully cartoned  
  
 > Standard with nylon glides.
- > Grade 1 fabrics are stocked. Other grades will be ordered as specified.
- > Core constructed of durable foam with wood base

	Model	Description	Dimensions	Units Per Ctn	Cubes Each	Lbs Each	List Price Each		
							Grade 1	Grade 2	Grade 3
	SS-LS24	Linear Sofa 24", One Color	24"w x 26"d x 36"h	1	15.5	44	\$1,850	\$2,350	\$2,900
	SS-LS42	Linear Sofa 42", One Color	42"w x 26"d x 36"h	1	26	69	\$2,700	\$3,600	\$4,150
	SS-LS48	Linear Sofa 48", One Color	48"w x 26"d x 36"h	1	29.5	79	\$2,800	\$3,700	\$4,250
	SS-LS60	Linear Sofa 60", One Color	60"w x 26"d x 36"h	1	37	95	\$3,400	\$4,500	\$5,300
	SS-LC26	Linear Square Corner Seat, One Color	26"w x 26"d x 36"h	1	16.5	60	\$2,600	\$3,500	\$4,050



Model Builder

Model	1st Option Fabric Color
	See Appendix A
<b>SS-LS24</b>	<b>S08</b>

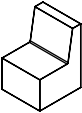
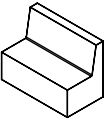
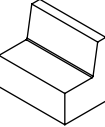
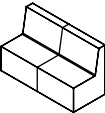
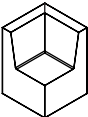
Model Example: SS-LS24.S08

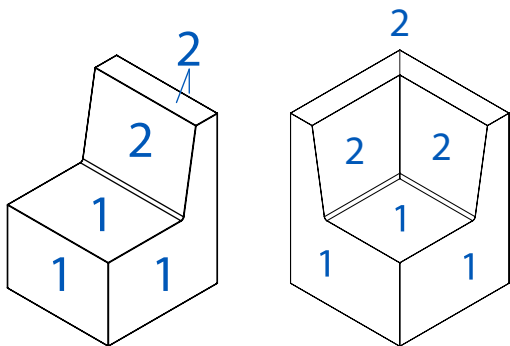
artcobell



Application & Specification Rules

- > Always ships fully cartoned
- > Core constructed of durable foam with wood base
- > Grade 1 fabrics are stocked. Other grades will be ordered as specified.
- > Standard with nylon glides.
- > Dual-tone fabrics available. 1st Option = Sides/Seat Base; 2nd Option = Seat Top/Back

	Model	Description	Dimensions	Units Per Ctn	Cubes Each	Lbs Each	List Price Each		
							Grade 1	Grade 2	Grade 3
	SSD-LS24	Linear Sofa 24", Two Colors	24"w x 26"d x 36"h	1	15.5	44	\$2,200	\$2,700	\$3,425
	SSD-LS42	Linear Sofa 42", Two Colors	42"w x 26"d x 36"h	1	26	69	\$3,150	\$4,050	\$4,800
	SSD-LS48	Linear Sofa 48", Two Colors	48"w x 26"d x 36"h	1	29.5	79	\$3,250	\$4,150	\$4,900
	SSD-LS60	Linear Sofa 60", Two Colors	60"w x 26"d x 36"h	1	37	95	\$3,850	\$4,950	\$5,950
	SSD-LC26	Linear Square Corner Seat, Two Colors	26"w x 26"d x 36"h	1	16.5	60	\$3,050	\$3,950	\$4,700



Model Builder

Model	1st Option Fabric Color	2nd Option Fabric Color
	Seat/Sides See Appendix A	Top/Back See Appendix A
<b>SSD-LS24</b>	<b>S08</b>	<b>S21</b>

Dual-Tone Model Example: SSD-LS24.S08.S21

artcobell



**Application & Specification Rules**

> Always ships fully cartoned

> Grade 1 fabrics are stocked. Other grades will be ordered as specified.

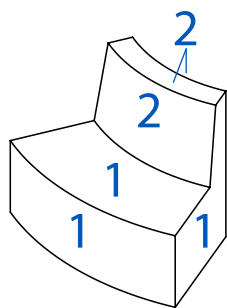
> Core constructed of durable foam with wood base

> Standard with nylon glides.

	Model	Description	Dimensions	Units Per Ctn	Cubes Each	Lbs Each	List Price Each		
							Grade 1	Grade 2	Grade 3
	SS-CSO45	Outside Curve Sofa 45-degree radius	46"w x 29"d x 36"h	1	28.6	54.0	\$5,290	\$6,290	\$7,640
	SS-CSO60	Outside Curve Sofa 60-degree radius	60"w x 31"d x 36"h	1	39.8	74.2	\$6,405	\$7,655	\$9,905
	SS-CSI45	Inside Curve Sofa 45-degree radius	46"w x 29"d x 36"h	1	28.6	58.5	\$5,290	\$6,290	\$7,640
	SS-CSI60	Inside Curve Sofa 60-degree radius	60"w x 31"d x 36"h	1	39.8	70.2	\$6,405	\$7,655	\$9,905

**Curved Lounge | Dual-Tone**

	Model	Description	Dimensions	Units Per Ctn	Cubes Each	Lbs Each	List Price Each		
							Grade 1	Grade 2	Grade 3
	SSD-CSO45	Outside Curve Sofa 45-degree radius, Two Colors	46"w x 29"d x 36"h	1	28.6	54.0	\$5,740	\$6,740	\$8,090
	SSD-CSO60	Outside Curve Sofa 60-degree radius, Two Colors	60"w x 31"d x 36"h	1	39.8	74.2	\$6,855	\$8,105	\$10,355
	SSD-CSI45	Inside Curve Sofa 45-degree radius, Two Colors	46"w x 29"d x 36"h	1	28.6	58.5	\$5,740	\$6,740	\$8,090
	SSD-CSI60	Inside Curve Sofa 60-degree radius, Two Colors	60"w x 31"d x 36"h	1	39.8	70.2	\$6,855	\$8,105	\$10,355



**Model Builder**

Model	1st Option Fabric Color	2nd Option Fabric Color
	If specifying Dual-Tone, Option 1 = Seat/Bottom See Appendix A	If specifying Dual-Tone, Option 2 = Top/Back See Appendix A
<b>SS-CSO45</b>	<b>S08</b>	
<b>SSD-CSO45</b>	<b>S08</b>	<b>S21</b>
Model Example: SS-CSO45.S08		
Dual-Tone Model Example: SSD-CSO45.S08.S21		

artcobell



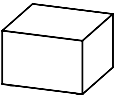
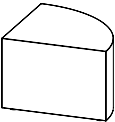
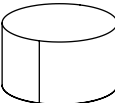
Ottoman, One Color

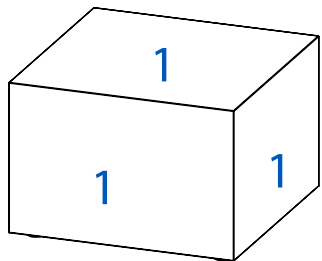
Application & Specification Rules

> Always ships fully cartoned

> Grade 1 fabrics are stocked. Other grades will be ordered as specified.

> Core constructed of durable foam with wood base

							List Price Each		
Model	Description	Dimensions	Units Per Ctn	Cubes Each	Lbs Each	Grade 1	Grade 2	Grade 3	
 SS-SQ2618	Square Ottoman, One Color	26"w x 26"d x 18"h	1	8.5	34	\$1,200	\$1,400	\$1,750	
 SS-WD2618	Wedge Ottoman, One Color	26"w x 26"d x 18"h	1	8.5	27	\$1,200	\$1,400	\$1,750	
 SS-RD3018	Round Ottoman, One Color	30" diameter x 18"h	1	10.8	40	\$1,340	\$1,540	\$1,890	



Model Builder

Model	1st Option Fabric Color
	See Appendix A
<b>SS-WD2618</b>	<b>S08</b>

Model Example: SS-LS24.S08

Ottoman, Two Colors

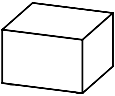
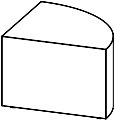
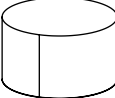
Application & Specification Rules

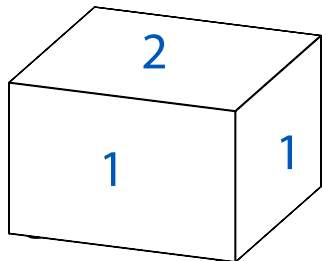
> Always ships fully cartoned

> Grade 1 fabrics are stocked. Other grades will be ordered as specified.

> Dual-tone fabrics available. 1st Option = Sides; 2nd Option = Top

> Core constructed of durable foam with wood base

							List Price Each		
Model	Description	Dimensions	Units Per Ctn	Cubes Each	Lbs Each	Grade 1	Grade 2	Grade 3	
 SSD-SQ2618	Square Ottoman, Two Colors	26"w x 26"d x 18"h	1	8.5	34	\$1,350	\$1,550	\$2,025	
 SSD-WD2618	Wedge Ottoman, Two Colors	26"w x 26"d x 19.3"h	1	8.5	27	\$1,350	\$1,550	\$2,025	
 SSD-RD3018	Round Ottoman, Two Colors	30" diameter x 18"h	1	10.8	40	\$1,490	\$1,690	\$2,165	



Model Builder

Model	1st Option Fabric Color	2nd Option Fabric Color
	Sides	Top
	See Appendix A	See Appendix A
<b>SSD-LS24</b>	<b>S08</b>	<b>S21</b>

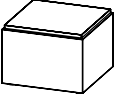
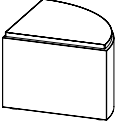
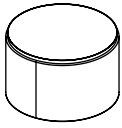
Dual-Tone Model Example: SSD-LS24.S08.S21

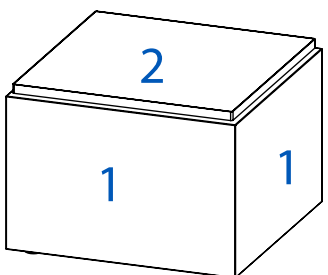


Ottoman with Laminate Top

Application & Specification Rules

- > Always ships fully cartoned
- > Grade 1 fabrics are stocked. Other grades will be ordered as specified.
- > Core constructed of durable foam with wood base
- > Tops for Ottomans are TFL and are attached with magnets. See Appendix A for laminate options (same as storage offering).
- > 3/4" top with matching edge band

							List Price Each		
Model	Description	Dimensions	Units Per Ctn	Cubes Each	Lbs Each	Grade 1	Grade 2	Grade 3	
	SS-SQ2618T	Square Ottoman, Laminate Top, One Color	26"w x 26"d x 19"h	1	8.5	52	\$1,400	\$1,600	\$1,950
	SS-WD2618T	Wedge Ottoman, Laminate Top, One Color	26"w x 26"d x 19"h	1	8.5	42	\$1,400	\$1,600	\$1,950
	SS-RD3018T	Round Ottoman, Laminate Top, One Color	30" diameter x 19"h	1	10.8	58	\$1,590	\$1,790	\$2,140



Model Builder

Model	1st Option Fabric Color	2nd Option Top Color
	Sides See Appendix A	Top Laminate See Appendix A
<b>SS-SQ2618T</b>	<b>S08</b>	<b>N8</b>

Model with Top Example: SS-SQ2618T.S08.N8

artcobell

# SEATING

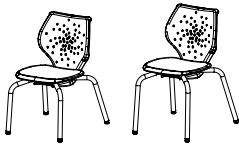


# STATEMENT OF LINE

## SEATING

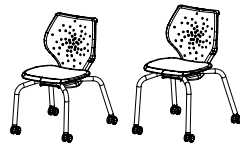


Check out our  
shell colors!



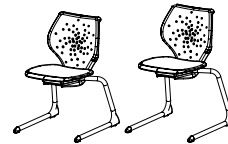
MS4L16 MS4L18

**Four Leg Chair**



MS4C16 MS4C18

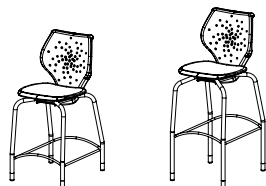
**Four Leg Caster Chair**



MSCL16 MSCL18

**Cantilever Chair**

### NXT MOV® SEATING



MS4ST24 MS4ST30

**Four Leg Stool**



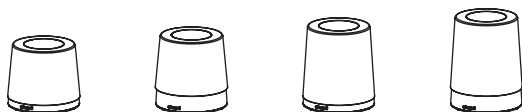
MSTA18

**Task Chair**



MSST18

**Swivel Stool**



ASMOV14 ASMOV16 ASMOV18 ASMOV20

**MOV Stool**

### ADAPTABLE SEATING

# STATEMENT OF LINE

## SEATING



AS4L12 AS4L14 AS4L16 AS4L18

**Four Leg Chair**



AS4LB18

**Four Leg w/Book Rack**



AS4L06

**FLOT Four Leg Chair**

### ALPHABET SEATING



AS4C16 AS4C18

**Four Leg Caster Chair**



AS4CB18

**Four Leg Caster  
w/Book Rack**



AS4R14

**Rocker**



AS4R16



AS4R18

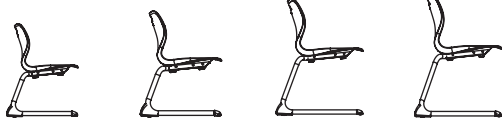


AS4S16



AS4S18

**Sled Chair**



ASCL12 ASCL14 ASCL16 ASCL18

**Cantilever Chair**



AS4ST24



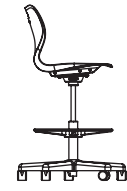
AS4ST30

**Four Leg Stool**



ASTA18

**Task Chair**



ASST18

**Swivel Stool**



D10D D10C D10B D10A D10X

**Four Leg Stacking Chair**



D16A D16X

**Four Leg Stacking  
Caster Chair**



D109

**Music Chair**



D15A

**Four Leg  
w/Book Rack**

### DISCOVER SEATING

# STATEMENT OF LINE

## SEATING



D1RC

D1RB

D1RA

D30C

D30B

D30A

**Rocker**

**Cantilever Chair**

### DISCOVER SEATING



DP9B

DP9A

DP9X

DL9A

DL9X

D99A

D99X

**Task Chair**

**Swivel Stool**

**Four Leg Swivel Stool**



0801

0802

DP08

**Four Leg Stool**

**Mobile Stool**



X105

X107

**Four Leg Stacking Chair**

### SOLID PLASTIC SEATING



**Application & Specification Rules**

- > Always ships fully cartoned  
 > Single pack cartons available; per unit \$5 NET charge
- > Order in multiples of 4 (full carton quantity)  
 > Specify seat and back separately
- > Chairs stack five (5) high  
 > Steel glides recommended on carpeted floors



Model	Description	Seat Height	Units Per Ctn	Cubes Each	Lbs Each	List Price Each	List Price Each Premium 2-Tone
MS4L16	Poly Shell	16"	4	3.8	17.5	\$347	\$397
MS4L18	Poly Shell	18"	4	3.8	18.5	\$347	\$397

**Model Builder**

Model	• 1st Option Glide	• 2nd Option Frame Color	• 3rd Option Seat Color	• 4th Option Back Color
	Nylon (3) \$0 Steel (1) \$0 Non-Skid (2) \$10 Felt (F) \$10 Boot Indigo (M) \$10 Onyx (D) \$10 Graphite (G) \$10 Ruby Red (V) \$10 Q-Ball (7) \$10	Chrome (5) \$0 Titanium (4) \$0 Black (7) \$0 White (W) \$26	See Appendix A	See Appendix A
<b>MS4L16</b>	<b>• 3</b>	<b>• 4</b>	<b>• M</b>	<b>• M</b>

Model Example: MS4L16.3.4.M.M

Please note standard quantities for all seating products. There is a \$5/unit net carton fee for less-than-carton quantity orders.



**Application & Specification Rules**

- > Always ships fully cartoned  
 > Specify seat and back separately
- > Order in multiples of 4 (full carton quantity)  
 > Chairs stack five (5) high
- > Single pack cartons available; per unit \$5 NET charge  
 > Standard with upgraded caster



Model	Description	Seat Height	Units Per Ctn	Cubes Each	Lbs Each	List Price Each	List Price Each Premium 2-Tone
MS4C16	Poly Shell	16"	4	3.8	18.7	\$378	\$428
MS4C18	Poly Shell	18"	4	3.8	19.2	\$378	\$428

**Model Builder**

Model	1st Option Glide	2nd Option Frame Color	3rd Option Seat Color	4th Option Back Color
	NXT MOV Caster (C) \$0	Chrome (5) \$0 Titanium (4) \$0 Black (7) \$0 White (W) \$26	See Appendix A	See Appendix A
<b>MS4C16</b>	<b>. C</b>	<b>. 4</b>	<b>. 9E</b>	<b>. 9E</b>

Model Example: MS4C16.C.4.9E.9E

Please note standard quantities for all seating products. There is a \$5/unit net carton fee for less-than-carton quantity orders.



**Application & Specification Rules**

- > Always ships fully cartoned
- > Order in multiples of 4 (full carton quantity)
- > Chairs stack five (5) high
- > Single pack cartons available; per unit \$5 NET charge
- > Specify seat and back separately
- > 16" and 18" cantilever chairs are not recommended for use with 18" x 24" work surfaces.



Model	Description	Seat Height	Units Per Ctn	Cubes Each	Lbs Each	List Price Each	List Price Each Premium 2-Tone
MSCL16	Poly Shell	16"	4	3.8	21	\$431	\$481
MSCL18	Poly Shell	18"	4	3.8	21.6	\$431	\$481

**Model Builder**

Model	1st Option Glide	2nd Option Frame Color	3rd Option Seat Color	4th Option Back Color
	Nylon (3) \$0 Steel (1) \$0 Non-Skid (2) \$10 Felt (F) \$10	Chrome (5) \$0 Titanium (4) \$0 Black (7) \$0 White (W) \$26	See Appendix A	See Appendix A
<b>MSCL18</b>	<b>3</b>	<b>5</b>	<b>M</b>	<b>M</b>

Model Example: MSCL18.3.5.M.M

Please note standard quantities for all seating products. There is a \$5/unit net carton fee for less-than-carton quantity orders.



**Application & Specification Rules**

> Always ships fully cartoned

> Standard with nylon solo glide

> Standard with welded foot rest

> Specify seat and back separately



Model	Description	Seat Height	Units Per Ctn	Cubes Each	Lbs Each	List Price Each	List Price Each Premium 2-Tone
MS4ST24	Poly Shell	24"	1	9	25	\$441	\$491
MS4ST30	Poly Shell	30"	1	11.5	27.0	\$462	\$512

**Model Builder**

Model	•	1st Option Glide	•	2nd Option Frame Color	•	3rd Option Seat Color	•	4th Option Back Color
		Solo Nylon (P) \$0		Chrome (5) \$0 Titanium (4) \$0 Black (7) \$0 White (W) \$26		See Appendix A		See Appendix A
<b>MS4ST24</b>	<b>.</b>	<b>P</b>	<b>.</b>	<b>5</b>	<b>.</b>	<b>M</b>	<b>.</b>	<b>M</b>

Model Example: MS4ST24.P.5.M.M

Please note standard quantities for all seating products. There is a \$5/unit net carton fee for less-than-carton quantity orders.



**Application & Specification Rules**

- > Always ship fully cartoned, one unit per carton  
 > Specify seat and back separately  
 > Black or Titanium base option.
- > Standard with five-star base with swivel and pneumatic height adjustment  
 > Standard with upgraded caster
- > Lab stool includes 18" diameter metal foot ring.  
 10" adjustment range. 8" to 18" from floor.



Model	Description	Seat Height	Units Per Ctn	Cubes Each	Lbs Each	List Price Each	List Price Each Premium 2-Tone
<b>Task Chair</b>							
MSTA18	Poly Shell	17" - 22"	1	6.2	28.5	\$540	\$590
<b>Swivel Stool</b>							
MSST18	Poly Shell	23"-33"	1	6.2	33.0	\$643	\$693

**Model Builder**

Model	•	1st Option Glide/Caster	•	2nd Option Base Color	•	3rd Option Seat Color	•	4th Option Back Color
		NXT MOV Caster (C) Bell Glide (B)	\$0 \$0	Titanium (4) Black (7)		See Appendix A		See Appendix A
<b>MSTA18</b>	<b>•</b>	<b>C</b>	<b>•</b>	<b>4</b>	<b>•</b>	<b>9E</b>	<b>•</b>	<b>9E</b>

Model Example: MST18.C.4.9E.9E

Please note standard quantities for all seating products. There is a \$5/unit net carton fee for less-than-carton quantity orders.



## MOV Stool

### Application & Specification Rules

- > Always ships fully cartoned, one stool per carton
- > Standard convex base design allows controlled movement in all directions
- > Base provides a wider stance for stable and safe seating
- > Base and seat pad utilize a durable non-skid surface
- > Standard with dark grey base, seat pad and lower inner shell
- > Specify outer shell color



Model	Seat Height	Units Per Ctn	Cubes Each	Lbs Each	List Price Each
ASMOV14	14"	1	2.1	10.9	\$384
ASMOV16	16"	1	2.4	11.6	\$384
ASMOV18	18"	1	2.7	13.1	\$415
ASMOV20	20"	1	3.0	13.8	\$415

### Model Builder

Model	•	1st Option Shell Color	
		Apple Green (9E)	\$0
		Azure (Z)	\$0
		Onyx (D)	\$0
		Ruby Red (V)	\$0
		Sunset Orange (9S)	\$0
		Titanium (TN)	\$0
<b>ASMOV18</b>	<b>•</b>	<b>Z</b>	

Model Example: ASMOV18.Z

artcobell



**Application & Specification Rules**

- > Always ships fully cartoned
- > Steel glides recommended on carpeted floors
- > Four leg chairs stack four (4) high. FLOT chairs stack five (5) high
- > Order in multiples of 4 (full carton quantity). Single pack cartons available; per unit \$5 NET charge
- > Bookrack chairs must be ordered in multiples of 2 (full carton quantities)
- > Chair with bookrack does not stack.



Model	Description	Seat Height	Units Per Ctn	Cubes Each	Lbs Each	List Price Each
AS4L12	Poly Shell	12"	4	2.6	10.2	\$195
AS4L14	Poly Shell	14"	4	2.6	10.7	\$195
AS4L16	Poly Shell	16"	4	3.8	12.5	\$205
AS4L18	Poly Shell	18"	4	3.8	13.0	\$205



With Bookrack						
AS4LB18	Poly Shell	18"	2	8.1	18.5	\$405



FLOT						
AS4L06	Poly Shell	6"	4	1.2	7.8	\$221

**Model Builder**

Model	• 1st Option Glide	• 2nd Option Frame Color	• 3rd Option Shell Color
	Nylon (3) \$0 Steel (1) \$0 Non-Skid (2) \$10 Felt (F) \$10 Boot Indigo (M) \$10 Onyx (D) \$10 Graphite (G) \$10 Ruby Red (V) \$10 Q-Ball (7) \$10	Chrome (5) \$0 Titanium (4) \$0 Black (7) \$0 White (W) \$26	See Appendix A
<b>AS4L16</b>	<b>• 3</b>	<b>• 4</b>	<b>• M</b>

Model Example: AS4L16.3.4.M

Please note standard quantities for all seating products. There is a \$5/unit net carton fee for less-than-carton quantity orders.



**Application & Specification Rules**

- > Always ships fully cartoned
- > Single pack cartons available; per unit \$5 NET charge
- > Order in multiples of 4 (full carton quantity)
- > Four leg chairs stack four (4) high. Chair with bookrack does not stack.
- > Bookrack chairs must be ordered in multiples of 2 (full carton quantities)
- > 50mm caster is standard in Black. Upgrade with 50mm NXT MOV caster (see model builder).



Model	Description	Seat Height	Units Per Ctn	Cubes Each	Lbs Each	List Price Each
AS4C14	Poly Shell	14"	4	2.6	10.2	\$240
AS4C16	Poly Shell	16"	4	3.8	13.7	\$250
AS4C18	Poly Shell	18"	4	3.8	14.2	\$250



With Bookrack						
AS4CB18	Poly Shell	18"	2	7.0	19.7	\$450

**Model Builder**

Model	• 1st Option Caster	• 2nd Option Frame Color	• 3rd Option Shell Color
	Hard Wheel Caster (H) \$0 NXT MOV Caster (C) \$8	Chrome (5) \$0 Titanium (4) \$0 Black (7) \$0 White (W) \$26	See Appendix A
<b>AS4C16</b>	<b>• H</b>	<b>• 4</b>	<b>• 9E</b>

Model Example: AS4C16.H.4.9E

Please note standard quantities for all seating products. There is a \$5/unit net carton fee for less-than-carton quantity orders.



**Application & Specification Rules**

> Always ships fully cartoned

> Chrome frame only



Model	Description	Seat Height	Units Per Ctn	Cubes Each	Lbs Each	List Price Each
AS4R14	Poly Shell	13"	1	7.1	19.2	\$350
AS4R16	Poly Shell	15.5"	1	11.3	21.0	\$360
AS4R18	Poly Shell	17.75"	1	11.3	21.5	\$360

**Model Builder**

Model	• 1st Option Glide	• 2nd Option Frame Color	• 3rd Option Shell Color
	Nylon (3) \$0	Chrome (5) \$0	See Appendix A
<b>AS4R18</b>	<b>• 3</b>	<b>• 5</b>	<b>• M</b>

Model Example: AS4R18.3.5.M

Please note standard quantities for all seating products. There is a \$5/unit net carton fee for less-than-carton quantity orders.



**Application & Specification Rules**

- > Always ships fully cartoned
- > Order in multiples of 4 (full carton quantity)
- > Chairs stack four (4) high.
- > Single pack cartons available; per unit \$5 NET charge.



Model	Description	Seat Height	Units Per Ctn	Cubes Each	Lbs Each	List Price Each
ASSL16	Poly Shell	16"	4	4.0	15.0	\$360
ASSL18	Poly Shell	18"	4	4.0	15.6	\$360

**Model Builder**

Model	•	1st Option Glide	•	2nd Option Frame Color	•	3rd Option Shell Color
		Nylon (4) \$0 Steel (1) \$0		Chrome (5) \$0 Titanium (4) \$0 Black (7) \$0 White (W) \$26		See Appendix A
<b>ASSL18</b>	•	<b>4</b>	•	<b>5</b>	•	<b>M</b>

Model Example: ASSL18.3.5.M

Please note standard quantities for all seating products. There is a \$5/unit net carton fee for less-than-carton quantity orders.



**Application & Specification Rules**

- > Always ships fully cartoned
- > Order in multiples of 4 (full carton quantity)
- > Chairs stack four (4) high
- > Single pack cartons available; per unit \$5 NET charge
- > 16" and 18" cantilever chairs are not recommended for use with 18" x 24" work surfaces.



Model	Description	Seat Height	Units Per Ctn	Cubes Each	Lbs Each	List Price Each
ASCL12	Poly Shell	12"	4	2.9	13.9	\$250
ASCL14	Poly Shell	14"	4	2.9	13.9	\$250
ASCL16	Poly Shell	16"	4	3.8	16.0	\$260
ASCL18	Poly Shell	18"	4	3.8	16.6	\$260

**Model Builder**

Model	• 1st Option Glide	• 2nd Option Frame Color	• 3rd Option Shell Color
	Nylon (3) \$0 Steel (1) \$0 Felt (F) \$10 Non-Skid (2) \$10	Chrome (5) \$0 Titanium (4) \$0 Black (7) \$0 White (W) \$26	See Appendix A
<b>ASCL18</b>	<b>• 3</b>	<b>• 5</b>	<b>• M</b>

Model Example: ASCL18.3.5.M

Please note standard quantities for all seating products. There is a \$5/unit net carton fee for less-than-carton quantity orders.



Application & Specification Rules

> Always ships fully cartoned

> Standard with nylon solo glide

> Standard with welded foot rest



Model	Description	Seat Height	Units Per Ctn	Cubes Each	Lbs Each	List Price Each
AS4ST24	Poly Shell	24"	1	9.0	20.0	\$305
AS4ST30	Poly Shell	30"	1	11.5	22.0	\$315

Model Builder

Model	•	1st Option Glide	•	2nd Option Frame Color	•	3rd Option Shell Color
		Solo Nylon (P) \$0		Chrome (5) \$0 Titanium (4) \$0 Black (7) \$0 White (W) \$26		See Appendix A
<b>AS4ST24</b>	•	<b>P</b>	•	<b>5</b>	•	<b>M</b>

Model Example: AS4ST24.P.5.M

Please note standard quantities for all seating products. There is a \$5/unit net carton fee for less-than-carton quantity orders.



**Application & Specification Rules**

- > Always ship fully cartoned, one unit per carton
- > Optional Titanium base available

> Standard with Black five-star base with swivel and pneumatic height adjustment

> Lab stool includes 18" diameter metal foot ring. 10" adjustment range. 8" to 18" from floor.



Model	Description	Seat Height	Units Per Ctn	Cubes Each	Lbs Each	List Price Each
<b>Task Chair</b>						
ASTA18	Poly Shell	16" - 21"	1	6.2	23.5	\$340
<b>Swivel Stool</b>						
ASST18	Poly Shell	22" - 32"	1	6.2	28.0	\$430

**Model Builder**

Model	•	1st Option Glide/Caster	•	2nd Option Base Color	•	3rd Option Shell Color
		Hard Wheel Caster (H) \$0 Bell Glide (B) \$0		Black (7) \$0 Titanium (4) \$70		See Appendix A
<b>ASTA18</b>	<b>.</b>	<b>H</b>	<b>.</b>	<b>7</b>	<b>.</b>	<b>9E</b>

Model Example: ASTA18.H.7.9E

Please note standard quantities for all seating products. There is a \$5/unit net carton fee for less-than-carton quantity orders.



**Application & Specification Rules**

- > Four leg and caster chairs ship without cartons on truckloads
- > Bookrack chairs must be ordered in multiples of 2 (full carton quantities)
- > X models carry A+ shell size, approximately 20% larger than standard A shell. Use only with work surfaces 20" x 26" or larger.
- > Four leg chairs stack to 10 high. Music chairs stack 5 high. Caster chairs stack 4 high.
- > Only D16 models have casters.
- > Bookrack chairs always ship fully cartoned
- > When specifying DHT models with DTLP leg kits, please confirm fitment of book boxes and seating (cantilever, D10X, D16X) with customer service prior to placing orders.



Model	Description	Seat Height	Cubes Each	Lbs Each	List Price Each
D10D	Poly	12"	1.3	5.9	\$95
D10C	Poly	14"	1.3	6.2	\$95
D10B	Poly	16"	1.4	7.6	\$115
D10A	Poly	18"	1.5	8.9	\$115
D10X	Poly	18"	1.6	12.4	\$130



With Casters					
Model	Description	Seat Height	Cubes Each	Lbs Each	List Price Each
D16A	Poly	18"	1.5	12.2	\$189
D16X	Poly	18"	1.6	13.8	\$200



Music Chair - Band Pitch					
Model	Description	Seat Height	Cubes Each	Lbs Each	List Price Each
D109	Poly	18"	1.5	8.9	\$142



With Bookrack						
Model	Description	Seat Height	Units Per Ctn	Cubes Each	Lbs Each	List Price Each
D15A	Poly	18"	2	5.9	14.4	\$263

**Model Builder**

Model	• 1st Option Glide/Caster	• 2nd Option Frame Color	• 3rd Option Shell Color
	Nylon (3) \$0 Steel (1) \$0 Non-Skid (2) \$10 Felt (F) \$10 Boot Indigo (M) \$10 Onyx (D) \$10 Graphite (G) \$10 Ruby Red (V) \$10 Q-Ball (7) \$10	Chrome (5) \$0 Titanium (4) \$0 Black (7) \$0 White (W) \$26	See Appendix A
<b>D10A</b>	<b>• 3</b>	<b>• 4</b>	<b>• M</b>

Model Example: D10A.3.4.M

Please note standard quantities for all seating products. There is a \$5/unit net carton fee for less-than-carton quantity orders.



**Application & Specification Rules**

- > NOTE MODELS ARE FOR CARTON QUANTITIES
- > Chairs stack to 10 high, caster chairs stack 4 high
- > By ordering a quantity of one (1) you will receive 5 chairs
- > Carton pack models for LTL Shipments
- > Carton Pack models are priced and sold as 5-packs only.
- > Caster chairs are packed 4 per carton.



Model	Description	Seat Height	Units Per Ctn	Cubes Ctn	Lbs Ctn	List Price Ctn
D10DC	5-Chairs, Fully Cartoned	12"	5	6.9	33.0	\$531
D10CC	5-Chairs, Fully Cartoned	14"	5	6.9	37.5	\$531
D10BC	5-Chairs, Fully Cartoned	16"	5	9.9	45.0	\$636
D10AC	5-Chairs, Fully Cartoned	18"	5	13.2	55.5	\$636
D10XC	5-Chairs, Fully Cartoned	18"	5	19.0	69.5	\$714



With Casters						
D16AC	4-Chairs, Fully Cartoned	18"	4	13.2	54.3	\$798
D16XC	4-Chairs, Fully Cartoned	18"	4	19.0	62.7	\$840



Music Chair - Band Pitch						
D109C	5-Chairs, Fully Cartoned	18"	5	13.2	54.5	\$741

**Model Builder**

Model	• 1st Option Glide/Caster	• 2nd Option Frame Color	• 3rd Option Shell Color
	Nylon (3) \$0 Steel (1) \$0 Non-Skid (2) \$10 Felt (F) \$10 Boot Indigo (M) \$10 Onyx (D) \$10 Graphite (G) \$10 Ruby Red (V) \$10 Q-Ball (7) \$10	Chrome (5) \$0 Titanium (4) \$0 Black (7) \$0 White (W) \$26	See Appendix A
<b>D10A</b>	<b>• 3</b>	<b>• 4</b>	<b>• M</b>

Model Example: D10A.3.4.M

Please note standard quantities for all seating products. There is a \$5/unit net carton fee for less-than-carton quantity orders.



**Application & Specification Rules**

> Always ships fully cartoned

> Chrome frame only



Model	Description	Seat Height	Units Per Ctn	Cubes Each	Lbs Each	List Price Each
D1RC	Poly	13"	1	5.5	14.2	\$273
D1RB	Poly	15.5"	1	11.3	16.3	\$284
D1RA	Poly	17.75"	1	11.3	18.4	\$284

**Model Builder**

Model	• 1st Option Glide	• 2nd Option Frame Color	• 3rd Option Shell Color
	Nylon (3) \$0	Chrome (5) \$0	See Appendix A
<b>D1RC</b>	• <b>3</b>	• <b>5</b>	• <b>M</b>

Model Example: D1RC.3.5.M

Please note standard quantities for all seating products. There is a \$5/unit net carton fee for less-than-carton quantity orders.



**Application & Specification Rules**

> Always ships fully cartoned

> Must order in multiples of 4 (full carton quantity)

> Chairs stack 4 high



Model	Description	Seat Height	Units Per Ctn	Cubes Each	Lbs Each	List Price Each
D30C	Poly	14"	4	2.7	10.7	\$221
D30B	Poly	16"	4	3.1	12.7	\$242
D30A	Poly	18"	4	3.9	15.4	\$242

**Model Builder**

Model	• 1st Option Glide	• 2nd Option Frame Color	• 3rd Option Shell Color
	Nylon (3) \$0 Steel (1) \$0 Non-Skid (2) \$10 Felt (F) \$10	Chrome (5) \$0 Titanium (4) \$0 Black (7) \$0 White (W) \$26	See Appendix A
<b>D30B</b>	<b>• 3</b>	<b>• 4</b>	<b>• Z</b>

Model Example: D30B.3.4.Z

Please note standard quantities for all seating products. There is a \$5/unit net carton fee for less-than-carton quantity orders.



**Application & Specification Rules**

- > Always ship fully cartoned, one unit per carton
- > Black base only, no color specification required
- > Standard with five-star base with swivel and pneumatic height adjustment
- > X models carry A+ shell size, approximately 20% larger than standard A shell. Use only with work surfaces 20" x 26" or larger.
- > Lab stool includes 18" diameter metal foot ring. 10" adjustment range. 8" to 18" from floor.



Model	Description	Seat Height	Units Per Ctn	Cubes Each	Lbs Each	List Price Each
<b>Task Chair</b>						
DP9B	A shell size, Poly	15" - 20"	1	6.2	22.3	\$336
DP9A	A shell size, Poly	17" - 22"	1	6.2	22.3	\$336
DP9X	A+ shell size, Poly	17" - 22"	1	6.2	23.5	\$357



Model	Description	Seat Height	Units Per Ctn	Cubes Each	Lbs Each	List Price Each
<b>Swivel Stool</b>						
DL9A	A shell size, Poly	24" - 34"	1	6.2	29.0	\$420
DL9X	A+ shell size, Poly	24" - 34"	1	6.2	30.2	\$447

**Model Builder**

Model	• 1st Option Glide/Caster	• 2nd Option Shell Color
	Hard Wheel Caster (H) \$0 Bell Glide (B) \$0	See Appendix A
<b>DL9A</b>	• <b>H</b>	• <b>9E</b>

Model Example: DL9A.H.9E

Please note standard quantities for all seating products. There is a \$5/unit net carton fee for less-than-carton quantity orders.



**Application & Specification Rules**

- > Always ship fully cartoned
- > Must order in multiples of 2 (full carton quantity)
- > Includes foot rest, non-adjustable
- > X models carry A+ shell size, approximately 20% larger than standard A shell. Use only with work surfaces 20" x 26" or larger.
- > Seat swivels 360-degrees



Model	Description	Seat Height	Units Per Ctn	Cubes Each	Lbs Each	List Price Each
D99A	A Shell, Poly	25" - 33"	2	5.0	22.7	\$357
D99X	A+ Shell, Poly	25" - 33"	2	5.0	23.4	\$378

**Model Builder**

Model	•	1st Option Glide	•	2nd Option Frame Color	•	3rd Option Shell Color
		Nylon (3)      \$0		Chrome (5)      \$0 Titanium (4)    \$0 Black (7)       \$0 White (W)       \$26		See Appendix A
<b>D99A</b>	•	<b>3</b>	•	<b>4</b>	•	<b>DT</b>

Model Example: D99A.3.4.DT

Please note standard quantities for all seating products. There is a \$5/unit net carton fee for less-than-carton quantity orders.



**Application & Specification Rules**

- > Always ship fully cartoned
  - > Standard with five-star swivel base and pneumatic height adjustment
  - > Black base only, no color specification required
- > 13.5" seat constructed of poly



Model	Description	Seat Height	Units Per Ctn	Cubes Each	Lbs Each	List Price Each
DP08	Mobile, swivel stool	Adjustable 16"-21"	1	2.0	14.0	\$336

**Model Builder**

Model	• 1st Option Glide/Caster	• 2nd Option Seat Color
	Hard Wheel Caster (H)    \$0 Bell Glide (B)                \$0	See Appendix A
<b>DP08</b>	<b>• H</b>	<b>• 9S</b>

Model Example: DP08.H.9S

Please note standard quantities for all seating products. There is a \$5/unit net carton fee for less-than-carton quantity orders.



**Application & Specification Rules**

> Always ship fully cartoned

> Must order in multiples of 4 (full carton quantity)

> 13.5" diameter seat



Model	Description	Seat Height	Units Per Ctn	Cubes Each	Lbs Each	List Price Each
0801	Standard Adjustable, Poly Seat	19" - 27.5"	4	2.0	13.0	\$200
0802	Standard Adjustable, Poly Seat	23.5" - 32"	4	2.0	14.0	\$210

**Model Builder**

Model	• 1st Option Glide	• 2nd Option Frame Color	• 3rd Option Seat Color
	Nylon (3) \$0	Chrome (5) \$0 Titanium (4) \$0 Black (7) \$0 White (W) \$26	See Appendix A
<b>0801</b>	<b>• 3</b>	<b>• 4</b>	<b>• D</b>

Model Example: 0801.3.4.D

Please note standard quantities for all seating products. There is a \$5/unit net carton fee for less-than-carton quantity orders.



Application & Specification Rules

> Always ships fully cartoned

> All chairs stack to 4 high

> Must order in multiples of 4 (full carton quantities)



Model	Seat Height	Units Per Ctn	Cubes Each	Lbs Each	List Price Each
X105	15.5"	4	2.8	15.0	\$280
X107	17.5"	4	3.9	20.0	\$280

Model Builder

Base	• 1st Option Glide	• 2nd Option Frame Color	• 3rd Option Seat & Back Color
	Nylon (3) \$0 Steel (1) \$0 Non-Skid (2) \$10 Felt (F) \$10 Boot Indigo (M) \$10 Onyx (D) \$10 Graphite (G) \$10 Ruby Red (V) \$10 Q-Ball (7) \$10	Black (7) \$0 Chrome (5) \$0 Titanium (4) \$0	Black (8)
<b>X105</b>	<b>• 3</b>	<b>• 7</b>	<b>• 8</b>

Model Example: X105.3.7.8

Please note standard quantities for all seating products. There is a \$5/unit net carton fee for less-than-carton quantity orders.

artcobell



Model	Description	Units Per Ctn	Cubes Each	Lbs Each	List Price Each
2-Wheel Universal					
016U	<ul style="list-style-type: none"> <li>&gt; Reference application guide below to determine compatible chair series.</li> <li>&gt; Lifts under the seat</li> </ul>	1	11.3	31.0	\$819

CHAIR DOLLY APPLICATION GUIDE		2-Wheel Universal
Product Line	Product Series	016U
Discover	D100 Series   Four Leg Stacking Chairs	10-Chairs
	D300 Series   Cantilever Chairs	4-Chairs
Alphabet	Four Leg Chairs	4-Chairs
	Cantilever Chairs	4-Chairs
NXT MOV	Four Leg Chairs	4-Chairs
	Cantilever Chairs	4-Chairs
Solid Plastic	X-Series   Four Leg Chair	4-Chair

# STUDENT DESKS

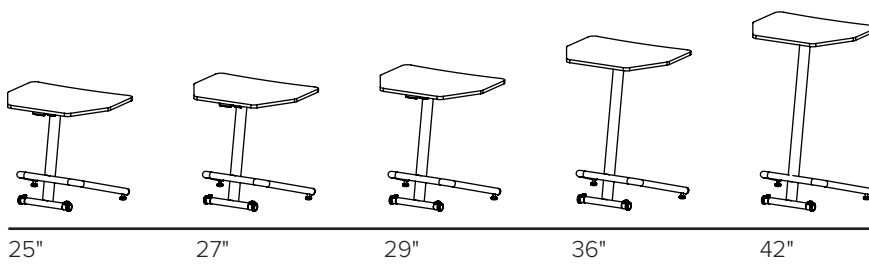


# STATEMENT OF LINE

## STUDENT DESKS

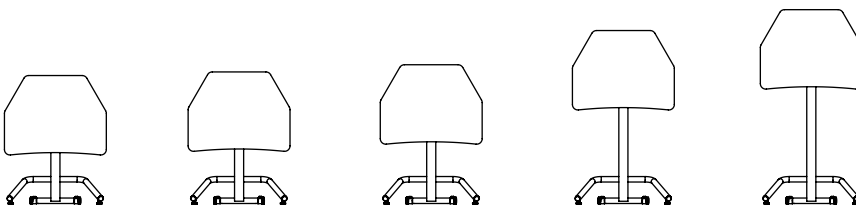


Check out our laminate and NEW edge band colors.



25"      27"      29"      36"      42"

**NXT MOV® Mobile Desks | Fixed Top**



25"      27"      29"      36"      42"

**NXT MOV® Mobile Desks | Flip Top**



Wanderer      Trek      Intrepid

**NXT MOV® Shape Desks**

# STATEMENT OF LINE

## STUDENT DESKS

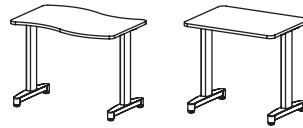


Rectangle    Expanse    Aperture    Tri-Top    Trapezoid 6    Kite    Beta    Beta Straight

### Shape Desks

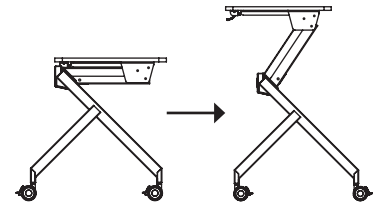


Linc    Sail    Swoop




Expanse    Rectangle

### T-Leg Shape Desks



STS-RC2228E

### Sit-to-Stand



SA2232E    DA0D | DAJ6    R90D    4F276    4CA6    4TA6  
**Stacking    Open Front | Poly & Metal Box    Fixed Cantilever    Adjustable Cantilever    T-Leg**



7SD4A0    7SD4A6    7SD3A    7SD4AD    7SD4AT    D75    H457S  
**7SD Series    Four Leg Combo Desks**



Application & Specification Rules

> Ships fully assembled and cartoned.

> Tops are 3/4" laminate with banded flat edge.

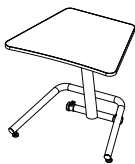
> Specify fixed or flip top



Model	Size	Top Material   Edge	Units Per Ctn	Cubes Each	Lbs Each	List Price Each Standard	List Price Each Premium
<b>Fixed Top   Half Moon</b>							
NS25-HME	28"w x 21.8"d	25" Height Fixed Top   Half Moon   Banded Edge	1	10.5	23.4	\$400	\$462
NS27-HME	28"w x 21.8"d	27" Height Fixed Top   Half Moon   Banded Edge	1	10.5	23.7	\$400	\$462
NS29-HME	28"w x 21.8"d	29" Height Fixed Top   Half Moon   Banded Edge	1	11.2	24.0	\$400	\$462
NS36-HME	28"w x 21.8"d	36" Height Fixed Top   Half Moon   Banded Edge	1	13.9	25.1	\$420	\$482
NS42-HME	28"w x 21.8"d	42" Height Fixed Top   Half Moon   Banded Edge	1	16.1	26.1	\$420	\$482



<b>Fixed Top   Home Plate</b>							
NS25-HPE	28"w x 21.8"d	25" Height Fixed Top   Home Plate   Banded Edge	1	10.5	23.4	\$400	\$462
NS27-HPE	28"w x 21.8"d	27" Height Fixed Top   Home Plate   Banded Edge	1	10.5	23.7	\$400	\$462
NS29-HPE	28"w x 21.8"d	29" Height Fixed Top   Home Plate   Banded Edge	1	11.2	24.0	\$400	\$462
NS36-HPE	28"w x 21.8"d	36" Height Fixed Top   Home Plate   Banded Edge	1	13.9	25.1	\$420	\$482
NS42-HPE	28"w x 21.8"d	42" Height Fixed Top   Home Plate   Banded Edge	1	16.1	26.1	\$420	\$482



<b>Fixed Top   Trapezoid</b>							
NS25-TZE	28.5"w x 22"d	25" Height Fixed Top   Trapezoid   Banded Edge	1	10.5	23.9	\$400	\$462
NS27-TZE	28.5"w x 22"d	27" Height Fixed Top   Trapezoid   Banded Edge	1	10.5	24.2	\$400	\$462
NS29-TZE	28.5"w x 22"d	29" Height Fixed Top   Trapezoid   Banded Edge	1	11.2	24.5	\$400	\$462
NS36-TZE	28.5"w x 22"d	36" Height Fixed Top   Trapezoid   Banded Edge	1	13.9	25.6	\$420	\$482
NS42-TZE	28.5"w x 22"d	42" Height Fixed Top   Trapezoid   Banded Edge	1	16.1	26.6	\$420	\$482

Model Builder

Model	1st Option Glide	2nd Option Frame Color	3rd Option Top Laminate	4th Option Edge Color
	Nylon (3)	Black (7) Titanium (4)	See Appendix A	See Appendix A
<b>NS25-HME</b>	<b>. 3</b>	<b>. 4</b>	<b>. 7M</b>	<b>. 4</b>

Model Example: NS25-HME.3.4.7M.4

artcobell

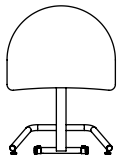


Application & Specification Rules

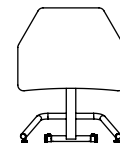
> Ships fully assembled and cartoned.

> Tops are 3/4" laminate with banded flat edge.

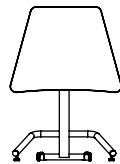
> Specify fixed or flip top



Model	Size	Top Material   Edge	Units Per Ctn	Cubes Each	Lbs Each	List Price Each Standard	List Price Each Premium
<b>Flip Top   Half Moon</b>							
NF25-HME	28"w x 21.8"d	25" Height Flip Top   Half Moon   Banded Edge	1	10.5	23.9	\$557	\$619
NF27-HME	28"w x 21.8"d	27" Height Flip Top   Half Moon   Banded Edge	1	10.5	24.2	\$557	\$619
NF29-HME	28"w x 21.8"d	29" Height Flip Top   Half Moon   Banded Edge	1	11.2	24.5	\$557	\$619
NF36-HME	28"w x 21.8"d	36" Height Flip Top   Half Moon   Banded Edge	1	13.9	25.6	\$578	\$640
NF42-HME	28"w x 21.8"d	42" Height Flip Top   Half Moon   Banded Edge	1	16.1	26.6	\$578	\$640



<b>Flip Top   Home Plate</b>							
NF25-HPE	28"w x 21.8"d	25" Height Flip Top   Home Plate   Banded Edge	1	10.5	23.9	\$557	\$619
NF27-HPE	28"w x 21.8"d	27" Height Flip Top   Home Plate   Banded Edge	1	10.5	24.2	\$557	\$619
NF29-HPE	28"w x 21.8"d	29" Height Flip Top   Home Plate   Banded Edge	1	11.2	24.5	\$557	\$619
NF36-HPE	28"w x 21.8"d	36" Height Flip Top   Home Plate   Banded Edge	1	13.9	25.6	\$578	\$640
NF42-HPE	28"w x 21.8"d	42" Height Flip Top   Home Plate   Banded Edge	1	16.1	26.6	\$578	\$640



<b>Flip Top   Trapezoid</b>							
NF25-TZE	28.5"w x 22"d	25" Height Fixed Top   Trapezoid   Banded Edge	1	10.5	23.9	\$557	\$619
NF27-TZE	28.5"w x 22"d	27" Height Fixed Top   Trapezoid   Banded Edge	1	10.5	24.2	\$557	\$619
NF29-TZE	28.5"w x 22"d	29" Height Fixed Top   Trapezoid   Banded Edge	1	11.2	24.5	\$557	\$619
NF36-TZE	28.5"w x 22"d	36" Height Fixed Top   Trapezoid   Banded Edge	1	13.9	25.6	\$578	\$640
NF42-TZE	28.5"w x 22"d	42" Height Fixed Top   Trapezoid   Banded Edge	1	16.1	26.6	\$578	\$640

Model Builder

Model	1st Option Glide	2nd Option Frame Color	3rd Option Top Laminate	4th Option Edge Color
	Nylon (3)	Black (7) Titanium (4)	See Appendix A	See Appendix A
<b>NS25-HME</b>	<b>. 3</b>	<b>. 4</b>	<b>. 7M</b>	<b>. 4</b>




Model Example: NS25-HME.3.4.7M.4

artcobell



**Application & Specification Rules**

- > Tops and legs are specified and priced separately. See pages 65-67 for leg kits
- > Always ships fully cartoned, one top per carton
- > When specifying DHT models with DTLP leg kits, please confirm fitment of book boxes and seating (cantilever, D10X, D16X) with customer service prior to placing orders.
- > Tops are NOT pre-drilled for accessories
- > DST models = 3/4" core; DHT models = 1-1/8" core.
- > Accessories are specified separately. See pages 75-76
- > Use DSLP leg sets with DST tops; use DTLP leg sets with DHT tops.

Model	Size	Top Material   Edge	Units Per Ctn	Cubes Each	Lbs Each	List Price Each Standard	List Price Each Premium	Number of legs required
<b>Wanderer</b>								
 DST-RV2633E	26" x 33"	Laminate 3/4" core   Banded Flat Edge (E)	1	1.7	24.0	\$240	\$302	4
DHT-RV2633E	26" x 33"	Laminate 1-1/8" core   Banded Flat Edge (E)	1	1.7	32.0	\$276	\$338	4
<b>Trek</b>								
 DST-TK2530E	25" x 30"	Laminate 3/4" core   Banded Flat Edge (E)	1	1.5	18.0	\$220	\$282	3
DHT-TK2530E	25" x 30"	Laminate 1-1/8" core   Banded Flat Edge (E)	1	1.5	21.0	\$253	\$315	3
<b>Intrepid</b>								
 DST-INT2832E	28" x 32"	Laminate 3/4" core   Banded Flat Edge (E)	1	1.5	19.0	\$180	\$242	4
DHT-INT2832E	28" x 32"	Laminate 1-1/8" core   Banded Flat Edge (E)	1	1.5	28.0	\$207	\$269	4

**Model Builder**

Model	•	1st Option Top Laminate	•	2nd Option Edge Color
		See Appendix A		See Appendix A
<b>DST-EX2232E</b>	<b>•</b>	<b>7M</b>	<b>•</b>	<b>4</b>

Model Example: DST-EX2232E.7M.4

# WE'VE GOT LEGS



Wanna know how to use them?

## Shape Desks | Legs

Choose the right legs for your student desks

Model	Description	Rectangle Expense		Aperture Tri-Top Trapezoid 6 Kite Beta Beta Straight Linc Sail Swoop Wanderer Trek Intrepid	
		DST	DHT	DST	DHT
DSLPL-4AAP	22"-34" adj. seated height legs, 1.5" dia	✓		✓	
DSLPL-4AAP.3W	22" - 34" adj. wheelbarrow legs, 4pk, 2 glides/2 casters (50mm)	✓		✓	
DTLPL-4ATP	19"-29" adj. table height legs, 2" dia		✓		✓
DTLPL-4ATP.3W	19" - 29" adj. wheelbarrow legs, 4pk, 2 glides/2 casters (50mm)		✓		✓
DTLPL-4ASP	27"-42" adj. stand height legs, 2" dia		✓		✓
DTLPL/DSLPL-4F25	25" fixed height leg	✓	✓	✓	✓
DTLPL/DSLPL-4F27	27" fixed height leg	✓	✓	✓	✓
DTLPL/DSLPL-4F29	29" fixed height leg	✓	✓	✓	✓
DTLPL/DSLPL-4F27.3W	27" fixed height wheelbarrow leg, 2 glides/2 casters (50mm)	✓	✓	✓	✓
DTLPL/DSLPL-4F27.3WNM	27" fixed wheelbarrow Leg, 2 Glides/2 NXT MOV Casters (50mm)	✓	✓	✓	✓
DTLPL/DSLPL-4F29.3W	29" fixed height wheelbarrow leg, 2 glides/2 casters (50mm)	✓	✓	✓	✓
DTLPL/DSLPL-4F29.3WNM	29" fixed wheelbarrow Leg, 2 Glides/2 NXT MOV Casters (50mm)	✓	✓	✓	✓
DTLPL-4F36	36" fixed height		✓		✓
DTLPL-4F42	42" fixed height		✓		✓
DTLPL-4F36.3W	36" fixed height wheelbarrow leg, 2 glides/2 casters (50mm)		✓		✓
DTLPL-4F36.3WNM	36" fixed wheelbarrow Leg, 2 Glides/2 NXT MOV Casters (50mm)		✓		✓
DTLPL-4F42.3W	42" fixed height wheelbarrow leg, 2 glides/2 casters (50mm)		✓		✓
DTLPL-4F42.3WNM	42" fixed wheelbarrow Leg, 2 Glides/2 NXT MOV Casters (50mm)		✓		✓
DSLK-2F29G	29" fixed height t-legs, 2pk	✓	✓		
TA-CPMS50T4	50mm casters, Titanium, for DSLPL + DTLPL legs, 4pk	✓	✓	✓	✓
TA-CPS4	50mm casters, Black for DSLPL + DTLPL legs, 4pk	✓	✓	✓	✓



**Application & Specification Rules**

- > Tops and legs are specified and priced separately. See pages 65-67 for leg kits
- > Always ships fully cartoned, one top per carton
- > When specifying DHT models with DTLP leg kits, please confirm fitment of book boxes and seating (cantilever, D10X, D16X) with customer service prior to placing orders.
- > Tops are NOT pre-drilled for accessories
- > DST models = 3/4" core; DHT models = 1-1/8" core.
- > Accessories are specified separately. See pages 75-76
- > Use DSLP leg sets with DST tops; use DTLP leg sets with DHT tops.

Model	Size	Top Material   Edge	Units Per Ctn	Cubes Each	Lbs Each	List Price Each Standard	List Price Each Premium	Number of legs required
<b>Rectangle</b>								
DST-RC2026E	20" x 26"	Laminate 3/4" core   Banded Flat Edge (E)	1	1.0	15.6	\$160	\$222	4
DHT-RC2026E	20" x 26"	Laminate 1-1/8" core   Banded Flat Edge (E)	1	1.0	23.4	\$184	\$246	4
<b>Rectangle   Wheelchair Accessible (DST ONLY)</b>								
DST-RC2036E	20" x 36"	Laminate 3/4" core   Banded Flat Edge (E)	1	1.7	22.6	\$210	\$272	4
DHT-RC2036E	20" x 36"	Laminate 1-1/8" core   Banded Flat Edge (E)	1	1.7	33.9	\$242	\$304	4
<b>Expanse</b>								
DST-EX2232E	22" x 32"	Laminate 3/4" core   Banded Flat Edge (E)	1	1.1	18.4	\$180	\$242	4
DHT-EX2232E	22" x 32"	Laminate 1-1/8" core   Banded Flat Edge (E)	1	1.1	27.6	\$207	\$269	4
<b>Aperture</b>								
DST-AP1830E	18" x 30"	Laminate 3/4" core   Banded Flat Edge (E)	1	1.4	17.1	\$180	\$242	4
DHT-AP1830E	18" x 30"	Laminate 1-1/8" core   Banded Flat Edge (E)	1	1.4	25.7	\$230	\$292	4
<b>Tri-Top *do not use casters</b>								
DST-TT2828E	28" x 28"	Laminate 3/4" core   Banded Flat Edge (E)	1	1.3	21.4	\$180	\$242	3
DHT-TT2828E	28" x 28"	Laminate 1-1/8" core   Banded Flat Edge (E)	1	1.3	32.1	\$207	\$269	3
<b>Trapezoid 6</b>								
DST-T6E	20" x 32"	Laminate 3/4" core   Banded Flat Edge (E)	1	1.1	14.0	\$180	\$242	4
DHT-T6E	20" x 32"	Laminate 1-1/8" core   Banded Flat Edge (E)	1	1.1	21.0	\$207	\$269	4

**Model Builder**








Model	•	1st Option Top Laminate	•	2nd Option Edge Color
		See Appendix A		See Appendix A
<b>DST-EX2232E</b>	<b>•</b>	<b>7M</b>	<b>•</b>	<b>4</b>

Model Example: DST-EX2232E.7M.4



**Application & Specification Rules**

- > Tops and legs are specified and priced separately. See pages 68-69 for leg kits
- > Always ships fully cartoned, one top per carton
- > When specifying DHT models with DTLP leg kits, please confirm fitment of book boxes and seating (cantilever, 10X models) with customer service prior to placing orders.
- > Tops are NOT pre-drilled for accessories
- > DST models = 3/4" core; DHT models = 1-1/8" core.
- > Accessories are specified separately. See pages 76-77
- > Use DSLP leg sets with DST tops; use DTLP leg sets with DHT tops.

	Model	Size	Top Material   Edge	Units Per Ctn	Cubes Each	Lbs Each	List Price Each Standard	List Price Each Premium	Number of legs required
	<b>Kite</b>								
	DST-KT3032E	30" x 32"	Laminate 3/4" core   Banded Flat Edge (E)	1	1.5	18.0	\$220	\$282	4
	DHT-KT3032E	30" x 32"	Laminate 1-1/8" core   Banded Flat Edge (E)	1	1.5	27.0	\$253	\$315	4
	<b>Beta</b>								
	DST-BT2233E	22" x 33"	Laminate 3/4" core   Banded Flat Edge (E)	1	1.2	18.5	\$180	\$242	4
	DHT-BT2233E	22" x 33"	Laminate 1-1/8" core   Banded Flat Edge (E)	1	1.2	27.8	\$207	\$269	4
	<b>Beta Straight</b>								
	DST-BS2233E	22" x 33"	Laminate 3/4" core   Banded Flat Edge (E)	1	1.2	18.5	\$180	\$242	4
	DHT-BS2233E	22" x 33"	Laminate 1-1/8" core   Banded Flat Edge (E)	1	1.2	27.8	\$207	\$269	4
	<b>Swoop</b>								
	DST-SW3030E	30" x 30"	Laminate 3/4" core   Banded Flat Edge (E)	1	1.3	18	\$170	\$232	3
	DHT-SW3030E	30" x 30"	Laminate 1-1/8" core   Banded Flat Edge (E)	1	1.3	27	\$196	\$258	3
	<b>Linc</b>								
	DST-LC2232E	22" x 32"	Laminate 3/4" core   Banded Flat Edge (E)	1	1.2	18.5	\$180	\$242	4
	DHT-LC2232E	22" x 32"	Laminate 1-1/8" core   Banded Flat Edge (E)	1	1.2	27.8	\$207	\$269	4
	<b>Sail</b>								
	DST-SL2730E	27" x 30"	Laminate 3/4" core   Banded Flat Edge (E)	1	1.7	18.0	\$190	\$252	3
	DHT-SL2730E	27" x 30"	Laminate 1-1/8" core   Banded Flat Edge (E)	1	1.7	27.0	\$219	\$281	3
	<b>Sail</b>								
	DST-SL3034E	30" x 34"	Laminate 3/4" core   Banded Flat Edge (E)	1	2.2	20.0	\$220	\$282	3
	DHT-SL3034E	30" x 34"	Laminate 1-1/8" core   Banded Flat Edge (E)	1	2.2	30.0	\$253	\$315	3

**Model Builder**

Model	• 1st Option Top Laminate	• 2nd Option Edge Color
	See Appendix A	See Appendix A
<b>DST-EX2232E</b>	<b>• 7M</b>	<b>• 4</b>

Model Example: DST-EX2232E.7M.4



**Application & Specification Rules**

- > Specify DSLP Post Legs for DST Desks (3/4" core)
- > Specify DTLP Post Legs for DHT Desks (1-1/8" core)
- > Specify TA-CP4 or TA-CPMS50T4 casters. (field installed)
- > Casters not recommended on Tri-Top desks (DST/DHT)



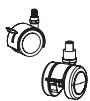
Model	Description	Units Per Ctn	Cubes Each	Lbs Each	List Price
<b>Seated Height Legs   1.5" Diameter (use with DST models)</b>					
DSLPL-4AAP.3.4	22" - 34" Adjustable Legs, Nylon glide, Titanium/Chrome	4-Legs	0.6	14.0	\$221
DSLPL-4AAP.3.7	22" - 34" Adjustable Legs, Nylon glide, Black/Chrome	4-Legs	0.6	14.0	\$221
DSLPL-4AAP.3.W	22" - 34" Adjustable Legs, Nylon glide, White/Chrome	4-Legs	0.6	14.0	\$247
DSLPL-4AAP.3.4.4	22" - 34" Adjustable Legs, Nylon glide, Titanium/Titanium	4-Legs	0.6	14.0	\$247
DSLPL-4AAP.3.7.7	22" - 34" Adjustable Legs, Nylon glide, Black/Black	4-Legs	0.6	14.0	\$247
DSLPL-4AAP.3W.4	23" - 35" Adjustable Wheelbarrow Legs, 2 glides/2 casters (50mm), Titanium/Chrome	4-Legs	0.6	15.0	\$237
DSLPL-4AAP.3W.7	23" - 35" Adjustable Wheelbarrow Legs, 2 glides/2 casters (50mm), Black/Chrome	4-Legs	0.6	15.0	\$237



<b>Table Height Legs   2" Diameter ( use with DHT models only)</b>					
DTLPL-4ATP.3.4	19" - 29" Adjustable Legs, Nylon glide, Titanium/Chrome	4-Legs	1.3	20.25	\$273
DTLPL-4ATP.3.7	19" - 29" Adjustable Legs, Nylon glide, Black/Chrome	4-Legs	1.3	20.25	\$273
DTLPL-4ATP.3.W	19" - 29" Adjustable Legs, Nylon glide, White/Chrome	4-Legs	1.3	20.25	\$300
DTLPL-4ATP.3.4.4	19" - 29" Adjustable Legs, Nylon glide, Titanium/Titanium	4-Legs	1.3	20.25	\$300
DTLPL-4ATP.3.7.7	19" - 29" Adjustable Legs, Nylon glide, Black/Black	4-Legs	1.3	20.25	\$300
DTLPL-4ATP.3W.4	19" - 29" Adjustable Wheelbarrow Legs, 4-Pack, 2 glides/2 casters (50mm), Titanium	4-Legs	1.3	30.5	\$294
DTLPL-4ATP.3W.7	19" - 29" Adjustable Wheelbarrow Legs, 4-Pack, 2 glides/2 casters (50mm), Black	4-Legs	1.3	30.5	\$294



<b>Standing Height Legs   2" Diameter ( use with DHT models only)</b>					
DTLPL-4ASP.3.4	27" - 42" Adjustable Legs, 4-Pack, Nylon glide, Titanium/Chrome	4-Legs	1.7	25.6	\$310
DTLPL-4ASP.3.7	27" - 42" Adjustable Legs, 4-Pack, Nylon glide, Black/Chrome	4-Legs	1.7	29.5	\$310
DTLPL-4ASP.3.W	27" - 42" Adjustable Legs, 4-Pack, Nylon glide, White/Chrome	4-Legs	1.7	25.6	\$336
DTLPL-4ASP.3.4.4	27" - 42" Adjustable Legs, 4-Pack, Nylon glide, Titanium/Titanium	4-Legs	1.7	25.6	\$336
DTLPL-4ASP.3.7.7	27" - 42" Adjustable Legs, 4-Pack, Nylon glide, Black/Black	4-Legs	1.7	25.6	\$336



<b>Casters</b>					
TA-CPS4	50mm Casters, 4-Pack, Black	4-Legs	0.1	1.0	\$63
TA-CPMS50T4	50mm NXT MOV Caster, 4-Pack, Titanium	4-Legs	0.1	1.0	\$74

**Felt Glide Pack**

**Application & Specification Rules**

- > Use with DTLP legs, field installed only
- > 3/8" - 16 x 1" threaded stem
- > No color specification, specify model only
- > May also be used on Shape Student Desk legs (DSLPL)
- > Not for use on T-Leg Student Desks



Model	Description	Units Per Ctn	Cubes Each	Lbs Each	List Price Each
TA-GFK	100-Pack	100	0.1	5.0	\$525



### Application & Specification Rules

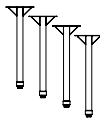
- > Legs and tops are specified and priced separately.
- > Standard with nylon glides, 3/4" leveling range
- > Legs are field installed. Use DSLP with DST desk tops. Use DTLP with DHT desk tops.
- > Caster set TA-CPS4 or TA-CPMS50T4 (50 mm) can be used with this leg set (field installed). Casters in wheelbarrow packs are factory installed.
- > Tops and legs ship in separate cartons

Model	Description	Units Per Ctn	Cubes Each	Lbs Each	List Each Price
<b>Seated Height Fixed Legs   1.5" Diameter (use with DST models)</b>					
DSLP-4F25.3.4	25" Fixed Leg, Nylon Glide, Titanium	4-Legs	0.8	14.0	\$200
DSLP-4F25.3.7	25" Fixed Leg, Nylon Glide, Black	4-Legs	0.8	14.0	\$200
DSLP-4F25.3.W	25" Fixed Leg, Nylon Glide, White	4-Legs	0.8	14.0	\$225
DSLP-4F27.3.4	27" Fixed Leg, Nylon Glide, Titanium	4-Legs	0.9	14.0	\$200
DSLP-4F27.3.7	27" Fixed Leg, Nylon Glide, Black	4-Legs	0.9	14.0	\$200
DSLP-4F27.3.W	27" Fixed Leg, Nylon Glide, White	4-Legs	0.9	14.0	\$225
DSLP-4F29.3.4	29" Fixed Leg, Nylon Glide, Titanium	4-Legs	0.9	14.0	\$200
DSLP-4F29.3.7	29" Fixed Leg, Nylon Glide, Black	4-Legs	0.9	14.0	\$200
DSLP-4F29.3.W	29" Fixed Leg, Nylon Glide, White	4-Legs	0.9	14.0	\$225
<b>Seated Height Fixed Legs   Wheelbarrow Pack   1.5" Diameter (use with DST models)</b>					
DSLP-4F27.3W.4	27" Fixed Wheelbarrow Leg, 2 Glides/2 Casters (50mm), Titanium	4-Legs	1.8	15.0	\$220
DSLP-4F27.3W.7	27" Fixed Wheelbarrow Leg, 2 Glides/2 Casters (50mm), Black	4-Legs	1.8	15.0	\$220
DSLP-4F27.3WNM.4	27" Fixed Wheelbarrow Leg, 2 Glides/2 NXT MOV Casters (50mm), Titanium	4-Legs	1.9	15.0	\$240
DSLP-4F27.3WNM.7	27" Fixed Wheelbarrow Leg, 2 Glides/2 NXT MOV Casters (50mm), Black	4-Legs	1.9	15.0	\$240
DSLP-4F29.3W.4	29" Fixed Wheelbarrow Leg, 2 Glides/2 Casters (50mm), Titanium	4-Legs	1.9	15.0	\$220
DSLP-4F29.3W.7	29" Fixed Wheelbarrow Leg, 2 Glides/2 Casters (50mm), Black	4-Legs	1.9	15.0	\$220
DSLP-4F29.3WNM.4	29" Fixed Wheelbarrow Leg, 2 Glides/2 NXT MOV Casters (50mm), Titanium	4-Legs	1.9	15.0	\$240
DSLP-4F29.3WNM.7	29" Fixed Wheelbarrow Leg, 2 Glides/2 NXT MOV Casters (50mm), Black	4-Legs	1.9	15.0	\$240
<b>Seated Height Fixed Legs   2" Diameter ( use with DHT models only)</b>					
DTLP-4F25.3.4	25" Fixed Leg, Nylon Glide, Titanium	4-Legs	1.6	15.4	\$250
DTLP-4F25.3.7	25" Fixed Leg, Nylon Glide, Black	4-Legs	1.6	15.4	\$250
DTLP-4F25.3.W	25" Fixed Leg, Nylon Glide, White	4-Legs	1.6	15.4	\$275
DTLP-4F27.3.4	27" Fixed Leg, Nylon Glide, Titanium	4-Legs	1.8	16.6	\$250
DTLP-4F27.3.7	27" Fixed Leg, Nylon Glide, Black	4-Legs	1.8	16.6	\$250
DTLP-4F27.3.W	27" Fixed Leg, Nylon Glide, White	4-Legs	1.8	16.6	\$275
DTLP-4F29.3.4	29" Fixed Leg, Nylon Glide, Titanium	4-Legs	1.9	17.8	\$250
DTLP-4F29.3.7	29" Fixed Leg, Nylon Glide, Black	4-Legs	1.9	17.8	\$250
DTLP-4F29.3.W	29" Fixed Leg, Nylon Glide, White	4-Legs	1.9	17.8	\$275
<b>Standing Height Fixed Legs   2" Diameter ( use with DHT models only)</b>					
DTLP-4F36.3.4	36" Fixed Leg, Nylon Glide, Titanium	4-Legs	2.2	20.0	\$280
DTLP-4F36.3.7	36" Fixed Leg, Nylon Glide, Black	4-Legs	2.2	20.0	\$280
DTLP-4F36.3.W	36" Fixed Leg, Nylon Glide, White	4-Legs	2.2	20.0	\$310
DTLP-4F42.3.4	42" Fixed Leg, Nylon Glide, Titanium	4-Legs	2.6	23.0	\$290
DTLP-4F42.3.7	42" Fixed Leg, Nylon Glide, Black	4-Legs	2.6	23.0	\$290
DTLP-4F42.3.W	42" Fixed Leg, Nylon Glide, White	4-Legs	2.6	23.0	\$320

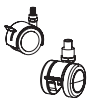


**Application & Specification Rules**

- > Legs and tops are specified and priced separately.
- > Standard with nylon glides, 3/4" leveling range
- > Legs are field installed. Use DSLP with DST desk tops. Use DTLP with DHT desk tops.
- > Caster set TA-CPS4 or TA-CPMS50T4 (50 mm) can be used with this leg set (field installed). Casters in wheelbarrow packs are factory installed.
- > Tops and legs ship in separate cartons



Model	Description	Units Per Ctn	Cubes Each	Lbs Each	List Each Price
<b>Seated Height Fixed Legs   Wheelbarrow Pack   2" Diameter ( use with DHT models only)</b>					
DTLP-4F27.3W.4	27" Fixed Wheelbarrow Leg, 2 Glides/2 Casters (50mm), Titanium	4-Legs	1.8	16.6	\$270
DTLP-4F27.3W.7	27" Fixed Wheelbarrow Leg, 2 Glides/2 Casters (50mm), Black	4-Legs	1.8	16.6	\$270
DTLP-4F27.3WNM.4	27" Fixed Wheelbarrow Leg, 2 Glides/2 NXT MOV Casters (50mm), Titanium	4-Legs	1.8	17.6	\$290
DTLP-4F27.3WNM.7	27" Fixed Wheelbarrow Leg, 2 Glides/2 NXT MOV Casters (50mm), Black	4-Legs	1.8	17.6	\$290
DTLP-4F29.3W.4	29" Fixed Wheelbarrow Leg, 2 Glides/2 Casters (50mm), Titanium	4-Legs	1.9	17.8	\$270
DTLP-4F29.3W.7	29" Fixed Wheelbarrow Leg, 2 Glides/2 Casters (50mm), Black	4-Legs	1.9	17.8	\$270
DTLP-4F29.3WNM.4	29" Fixed Wheelbarrow Leg, 2 Glides/2 NXT MOV Casters (50mm), Titanium	4-Legs	1.9	18.8	\$290
DTLP-4F29.3WNM.7	29" Fixed Wheelbarrow Leg, 2 Glides/2 NXT MOV Casters (50mm), Black	4-Legs	1.9	18.8	\$290
<b>Standing Height Fixed Legs   Wheelbarrow Pack   2" Diameter ( use with DHT models only)</b>					
DTLP-4F36.3W.4	36" Fixed Wheelbarrow Leg, 2 Glides/2 Casters (50mm), Titanium	4-Legs	2.2	21.0	\$300
DTLP-4F36.3W.7	36" Fixed Wheelbarrow Leg, 2 Glides/2 Casters (50mm), Black	4-Legs	2.2	21.0	\$300
DTLP-4F36.3WNM.4	36" Fixed Wheelbarrow Leg, 2 Glides/2 NXT MOV Casters (50mm), Titanium	4-Legs	2.2	21.0	\$320
DTLP-4F36.3WNM.7	36" Fixed Wheelbarrow Leg, 2 Glides/2 NXT MOV Casters (50mm), Black	4-Legs	2.2	21.0	\$320
DTLP-4F42.3W.4	42" Fixed Wheelbarrow Leg, 2 Glides/2 Casters (50mm), Titanium	4-Legs	2.6	24.0	\$310
DTLP-4F42.3W.7	42" Fixed Wheelbarrow Leg, 2 Glides/2 Casters (50mm), Black	4-Legs	2.6	24.0	\$310
DTLP-4F42.3WNM.4	42" Fixed Wheelbarrow Leg, 2 Glides/2 NXT MOV Casters (50mm), Titanium	4-Legs	2.6	24.0	\$330
DTLP-4F42.3WNM.7	42" Fixed Wheelbarrow Leg, 2 Glides/2 NXT MOV Casters (50mm), Black	4-Legs	2.6	24.0	\$330
<b>Casters</b>					
TA-CPS4	50mm Casters, 4-Pack, Black	4-Legs	0.1	1.0	\$63
TA-CPMS50T4	50mm NXT MOV Caster, 4-Pack, Titanium	4-Legs	0.1	1.0	\$74








Application & Specification Rules

> Tops and legs are specified and priced separately. See below for leg kits

> Tops are NOT pre-drilled for accessories

> Accessories are specified separately. See pages 75-76

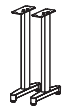
Model	Size	Top Material   Edge	Units Per Ctn	Cubes Each	Lbs Each	List Price Each Standard	List Price Each Premium	Number of legs required
 <b>Rectangle</b>								
DST-RC2026E	20" x 26"	Laminate 3/4" core   Banded Flat Edge (E)	1	1.0	15.6	\$160	\$222	4
DHT-RC2026E	20" x 26"	Laminate 1-1/8" core   Banded Flat Edge (E)	1	1.0	23.4	\$184	\$246	4
 <b>Rectangle</b>								
DST-RC2036E	20" x 36"	Laminate 3/4" core   Banded Flat Edge (E)	1	1.7	22.6	\$210	\$272	4
DHT-RC2036E	20" x 36"	Laminate 1-1/8" core   Banded Flat Edge (E)	1	1.7	33.9	\$242	\$304	4
 <b>Expanse</b>								
DST-EX2232E	22" x 32"	Laminate 3/4" core   Banded Flat Edge (E)	1	1.1	18.4	\$180	\$242	4

Model Builder

Model	1st Option Top Laminate	2nd Option Edge Color
	See Appendix A	See Appendix A
<b>DST-EX2232E</b>	<b>7M</b>	<b>4</b>

Model Example: DST-EX2232E.7M.4

Leg Kit

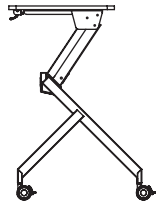
Model	Description	Units Per Ctn	Cubes Each	Lbs Each	List Price Each
 <b>T-Leg Kits for Shape Student Desk Tops</b>					
DSLK-2F29G.4	29" Fixed Height, 2-Pack, Nylon glide, Titanium	2 pack	0.9	10.0	\$368
DSLK-2F29G.7	29" Fixed Height, 2-Pack, Nylon glide, Black	2 pack	0.9	10.0	\$368

artcobell

### Sit-to-Stand Desk

#### Application & Specification Rules

- > Always ships fully cartoned, one unit per carton
- > Ships assembled. Casters are field installed.



Model	Size	Top Material   Edge	Height	Units Per Ctn	Cubes Each	Lbs Each	List Price Each Standard	List Price Each Premium
STS-RC2228E	22"x28"	Laminate 3/4" core   Banded Flat Edge (E)	28"-41"	1.0	13.0	54.0	\$1,400	\$1,462

#### Model Builder

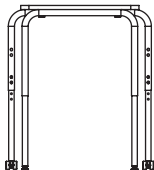
Model	1st Option Frame Color	2nd Option Top Color	3rd Option Edge Color
	Titanium (4) \$0	See Appendix A	See Appendix A
<b>STS-RC2228E</b>	<b>. 4</b>	<b>. 4E</b>	<b>. 4</b>

Model Example: STS-RC2228E.4.4E.4

### Stacking Desk

#### Application & Specification Rules

- > Always ships fully cartoned, two units per carton
- > Must order in multiples of two (full carton quantity)
- > Ships assembled; leg inserts field installed
- > Desks stack 4 high



Model	Size	Top Material   Edge	Height	Units Per Ctn	Cubes Each	Lbs Each	List Price Each Standard	List Price Each Premium
SA2232E	22"x32"	Laminate 3/4" core   Banded Flat Edge (E)	22"-30"	2	4.9	29.5	\$400	\$462

#### Model Builder

Model	1st Option Glide	2nd Option Frame Color	3rd Option Top Color	4th Option Edge Color
	2 Nylon/2 Caster (3W)	Black (7) \$0 Titanium (4) \$0 Chrome (5) \$0 White (W) \$47 *All legs have Chrome inserts	See Appendix A	See Appendix A
<b>SA2232E</b>	<b>. 3W</b>	<b>. 4</b>	<b>. 4E</b>	<b>. 4</b>

Model Example: SA2232E.3W.4.4E.4

Open Front Desk | Polystructural Book Box

Application & Specification Rules

- > Always ships fully cartoned, two units per carton. Must order in multiples of 2 (carton quantity)
- > Ships KD, field installation of legs required
- > Wheelbarrow caster packs available. see page 74
- > 3/4" Core
- > DA0D models not compatible with cantilever chair models or Discover A+ models
- > Fully integrated polypropylene book box.
- > When selecting a markerboard laminate, you must specify model with banded flat edge (E)



Model	Size	Top Material   Edge	Height	Units Per Ctn	Cubes Each	Lbs Each	List Price Each Standard	List Price Each Premium
<b>Poly Book Box</b>								
DA0D3	18" x 24"	Laminate   Clear Edge (3)	22" - 30"	2	1.9	21.9	\$210	N/A
DA0DE	18" x 24"	Laminate   Banded Flat Edge (E)	22" - 30"	2	1.9	21.9	\$250	\$301
DA0DS	18" x 24"	Solid Plastic (S)	22" - 30"	2	1.9	24.9	\$295	N/A
<b>Jumbo Poly Book Box</b>								
DAJ63	20" x 26"	Laminate   Clear Edge (3)	22"-30"	2	2.4	24.5	\$251	N/A
DAJ6E	20" x 26"	Laminate   Banded Flat Edge (E)	22"-30"	2	2.4	24.5	\$296	\$347

Model Builder

Model	1st Option Glide	2nd Option Frame Color	3rd Option Book Box Color	4th Option Top Color	5th Option Band Color
	Nylon (3)	Chrome (5) Black (7) Titanium (4)	See Appendix A \$0	See Appendix A	See Appendix A
<b>DA0DE</b>	<b>3</b>	<b>4</b>	<b>M</b>	<b>7M</b>	<b>0</b>

Model Example: DA0DE.3.4.M.7M.0

Open Front Desk | Metal Book Box

Application & Specification Rules

- > Always ships fully cartoned, two units per carton
- > Desks require field installation of lower leg inserts
- > Wheelbarrow caster packs available. see page 74
- > Must order in multiples of 2 (full carton quantity)
- > 3/4" Core
- > R90D models are not compatible with cantilever chair models or Discover A+ models
- > Fully integrated metal book box, matches specified frame color
- > When selecting a markerboard laminate, you must specify model with banded flat edge (E)



Model	Size	Top Material   Edge	Height	Units Per Ctn	Cubes Each	Lbs Each	List Price Each Standard	List Price Each Premium
R90D3	18" x 24"	Laminate   Clear Edge (3)	22" - 30"	2	3.2	28.0	\$277	N/A
R90DE	18" x 24"	Laminate   Banded Flat Edge (E)	22" - 30"	2	3.2	28.0	\$317	\$368
R90DS	18" x 24"	Solid Plastic (S)	22" - 30"	2	3.2	32.0	\$362	N/A
R90E3	20" x 26"	Laminate   Clear Edge (3)	22" - 30"	2	3.9	29.4	\$312	N/A
R90EE	20" x 26"	Laminate   Banded Flat Edge (E)	22" - 30"	2	3.9	29.4	\$357	\$408
R90ES	20" x 26"	Solid Plastic (S)	22" - 30"	2	3.9	34.2	\$412	N/A

Model Builder

Model	1st Option Glide	2nd Option Frame Color	3rd Option Top Color	4th Option Edge Color
	Nylon (3)	Black (7) Titanium (4)	See Appendix A \$0	See Appendix A
<b>R90DE</b>	<b>3</b>	<b>4</b>	<b>7M</b>	<b>0</b>

Model Example: R90DE.3.4.7M.0



**Application & Specification Rules**

- > Always ships fully cartoned, two units per carton
- > Wheelbarrow caster packs available. see page 74.
- > When selecting a markerboard laminate, you must specify model with banded flat edge (E)
- > Must order in multiples of 2 (full carton quantity)
- > 3/4" Core
- > Caster not recommended for Tri-Top
- > Accessories are specified separately. See pages 75-76
- > Desks require field installation of lower leg inserts
- > 7SD4 18"x24" models not compatible with cantilever chair models or Discover A+ models

Model	Top Material   Edge	Height	Units Per Ctn	Cubes Each	Lbs Each	List Price Each Standard	List Price Each Premium
-------	---------------------	--------	---------------	------------	----------	--------------------------	-------------------------



**Four Leg Student Desk | Rectangle \*not compatible with cantilever chair models or Discover A+ models**

7SD4A03	18" x 24" Laminate   Clear Edge (3)	Adjustable 22" - 30"	2	2.6	20.0	\$242	N/A
7SD4A0E	18" x 24" Laminate   Banded Flat Edge (E)	Adjustable 22" - 30"	2	2.6	20.0	\$282	\$333
7SD4A0S	18" x 24" Solid Plastic (S)	Adjustable 22" - 30"	2	2.6	22.0	\$327	N/A
7SD4H03	18" x 24" Laminate   Clear Edge (3)	Adjustable 34" - 42"	2	5.5	26.0	\$294	N/A
7SD4H0E	18" x 24" Laminate   Banded Flat Edge (E)	Adjustable 34" - 42"	2	5.5	26.0	\$334	\$385
7SD4H0S	18" x 24" Solid Plastic (S)	Adjustable 34" - 42"	2	5.5	28.0	\$379	N/A



**Four Leg Student Desk | Rectangle**

7SD4A63	20" x 26" Laminate   Clear Edge (3)	Adjustable 22" - 30"	2	2.9	21.0	\$273	N/A
7SD4A6E	20" x 26" Laminate   Banded Flat Edge (E)	Adjustable 22" - 30"	2	2.9	21.0	\$318	\$374
7SD4A6S	20" x 26" Solid Plastic (S)	Adjustable 22" - 30"	2	2.9	23.0	\$373	N/A
7SD4H63	20" x 26" Laminate   Clear Edge (3)	Adjustable 34" - 42"	2	5.5	27.0	\$326	N/A
7SD4H6E	20" x 26" Laminate   Banded Flat Edge (E)	Adjustable 34" - 42"	2	5.5	27.0	\$371	\$427
7SD4H6S	20" x 26" Solid Plastic (S)	Adjustable 34" - 42"	2	5.5	29.0	\$426	N/A



**Four Leg Student Desk | Rectangle | Wheelchair Accessible**

7SD4AD3	20" x 36" Laminate   Clear Edge (3)	Adjustable 26" - 34"	2	5.50	29.0	\$368	N/A
7SD4ADE	20" x 36" Laminate   Banded Flat Edge (E)	Adjustable 26" - 34"	2	5.50	29.0	\$428	\$496



**Tri-Top | \*do not use casters**

7SD3A3	28" x 28" Laminate   Clear Edge (3)	Adjustable 22" - 30"	2	4.2	24.0	\$252	N/A
7SD3AE	28" x 28" Laminate   Banded Flat Edge (E)	Adjustable 22" - 30"	2	4.2	24.0	\$302	\$364
7SD3AS	28" x 28" Solid Plastic (S)	Adjustable 22" - 30"	2	4.2	26.0	\$392	N/A
7SD3H3	28" x 28" Laminate   Clear Edge (3)	Adjustable 34" - 42"	2	9.0	26.0	\$315	N/A
7SD3HE	28" x 28" Laminate   Banded Flat Edge (E)	Adjustable 34" - 42"	2	9.0	26.0	\$365	\$427
7SD3HS	28" x 28" Solid Plastic (S)	Adjustable 34" - 42"	2	9.0	28.0	\$455	N/A



**Trapezoid**

7SD4AT3	20" x 32" Laminate   Clear Edge (3)	Adjustable 22" - 30"	2	4.1	25.0	\$294	N/A
7SD4ATE	20" x 32" Laminate   Banded Flat Edge (E)	Adjustable 22" - 30"	2	4.1	25.0	\$344	\$406

**Model Builder**

Model	1st Option Glide	2nd Option Frame Color	3rd Option Top Color	4th Option Edge Color
	Nylon (3)	Black (7) \$0 Titanium (4) \$0 Chrome (5) \$0 White (W) \$47	See Appendix A	See Appendix A
<b>7SD4A03</b>	<b>3</b>	<b>4</b>	<b>7M</b>	

Model Example: 7SD4A03.3.4.7M



**Application & Specification Rules**

- > Always ships fully cartoned, two units per carton
- > Must order in multiples of 2 (full carton quantity)
- > Accessories are specified separately. See pages 75-76
- > 4TA6E model has 3/4" core laminate top



Model	Size	Top Material   Edge	Height	Units Per Ctn	Cubes Each	Lbs Each	List Price Each Standard	List Price Each Premium
4TA6E	20"x26"	Laminate   Banded Flat Edge (E)	22"-30"	2	4.8	24	\$630	\$686
4TA6S	20"x26"	Solid Plastic (S)	22"-30"	2	4.8	26	\$685	n/a

**Model Builder**

Model	• 1st Option Glide	• 2nd Option Frame Color	• 3rd Option Top Color	• 4th Option Edge Color
	Nylon (3)	Black (7) \$0 Titanium (4) \$0	See Appendix A	See Appendix A
<b>4TA6E</b>	• <b>3</b>	• <b>4</b>	• <b>7M</b>	• <b>0</b>

Model Example: 4TA6E.3.4.7M.0

artcobell

## 4100 Series | Fixed Cantilever Desk

## Application &amp; Specification Rules

&gt; Always ships fully cartoned, two units per carton

&gt; Must order in multiples of 2 (full carton quantity)

> Accessories are specified separately.  
See pages 75-76

&gt; 3/4" Core



Model	Size	Top Material   Edge	Height	Units Per Ctn	Cubes Each	Lbs Each	List Price Each Standard	List Price Each Premium
4F276E	20" x 26"	Laminate   Banded Flat Edge (E)	Fixed, 27"	2	6.4	26.0	\$473	\$529
4F276S	20" x 26"	Solid Plastic (S)	Fixed, 27"	2	6.4	27.0	\$528	N/A
4F296E	20" x 26"	Laminate   Banded Flat Edge (E)	Fixed, 29"	2	6.4	28.0	\$473	\$529
4F296S	20" x 26"	Solid Plastic (S)	Fixed, 29"	2	6.4	29.0	\$528	N/A

## Model Builder

Model	1st Option Glide	2nd Option Frame Color	3rd Option Top Color	4th Option Edge Color
	Nylon (3)	Black (7) Titanium (4)	See Appendix A	See Appendix A
<b>4F276E</b>	<b>3</b>	<b>4</b>	<b>7M</b>	<b>0</b>

Model Example: 4F276E.3.4.7M.0

## 4100 Series | Adjustable Cantilever Desk

## Application &amp; Specification Rules

&gt; Always ships fully cartoned, two units per carton

&gt; Must order in multiples of 2 (full carton quantity)

> Accessories are specified separately.  
See pages 75-76

&gt; 3/4" Core



Model	Size	Top Material   Edge	Height	Units Per Ctn	Cubes Each	Lbs Each	List Price Each Standard	List Price Each Premium
4CA6E	20" x 26"	Laminate   Banded Flat Edge (E)	22"-30"	2	4.8	24	\$630	\$686
4CA6S	20" x 26"	Solid Plastic (S)	22"-30"	2	4.8	26	\$685	n/a

## Model Builder

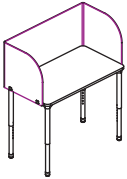
Model	1st Option Glide	2nd Option Frame Color	3rd Option Top Color	4th Option Edge Color
	Nylon (3)	Black (7) Titanium (4)	See Appendix A	See Appendix A
<b>4CA6</b>	<b>3</b>	<b>4</b>	<b>7M</b>	<b>0</b>

Model Example: 4CAE.3.4.7M.0

## Study Carrel Screen

## Application &amp; Specification Rules

- > For use with the following Student Desks: DST-RC2036E
- > 1-piece opaque white acrylic study carrel screen
- > Price and specifications for screen only. Desk is priced and specified separately.
- > Dry erase marker compatible
- > Screen is 16" above work surface when installed
- > Brackets standard in Titanium finish only
- > Must order multiples of 2 (full carton quantity)



Model	Description	Units Per Ctn	Cubes Each	Lbs Each	List Price Each
TA-SCA1737.C.W	Opaque White Acrylic, 37"w x 18"d x 17"h	2	3.8	13.5	\$662

## Wheelbarrow Caster Pack

## Application &amp; Specification Rules

- > Caster set works with adjustable desk models with inserts
- > Pack contains 2 inserts (for 1 desk) or 12 inserts (for 6 desks) with locking 50 mm casters
- > Use with Student Desk models: DA0D, R90, 7SD4A, 7SD3A

Model	Description	Units Per Ctn	Cubes Each	Lbs Each	List Price Each
SDA-WBCP	Caster pack for retrofitting adjustable student desks, 2-pk	2-pack	0.2	4.0	\$48
SDA-WBCP12	Caster pack for retrofitting adjustable student desks, 12-pk	12-pack	1.0	24.0	\$284







**Application & Specification Rules**

> NOTE CARTON QUANTITIES. All book box models are 4-packs. For example, ordering one (1) TA-BBW15 you will receive four (4) book boxes. Back pack hooks are sold individually and packed to order.





> All accessories require field installation. Student desk tops are NOT pre-drilled

> Includes mounting hardware  
> Specify poly color for TA-BBP16 only.

Model	Description	Units Per Ctn	Cubes Each	Lbs Each	List Price Each
<b>Rails/Totes (totes also work with Makerspace Cabinets)</b>					
TA-TTR.2	Pack of 4 Tote Tray Rails	2-Pack	0.5	1.0	\$147
TA-TTR.6	Pack of 12 Tote Tray Rails	6-Pack	1.0	3.0	\$431
MSCA-TK1203.T	3"h x 12"w, Translucent, Pack of 6 Trays	6-Pack	1.6	10.6	\$210
<b>Poly Book Box, 4-Pack</b>					
 TA-BBP16	16"w x 13.25"d x 3.5"h	4-pack	1.5	9.0	\$200
<b>Wire Book Box, 4-Pack</b>					
 TA-BBW15	15"w x 13.25"d x 5.25"h, Chrome	4-pack	1.9	10.0	\$420
<b>Full Metal Book Box, 4-Pack</b>					
 TA-BBFM17	17"w x 14.0"d x 5"h, Titanium	4-pack	3.1	19.4	\$452
<b>Backpack Hook, Single Pack</b>					
 TA-BPH1	2.25"w x 1.22"d x 2.35"h, Chrome	1	0.1	0.1	\$24

**Model Builder**


Model	•	Book Box Color
TA-BBP16	.	See Appendix A
Model Example: TA-BBP16.MN		

				
	POLY	WIRE	FULL METAL	HOOK
<b>APPLICATION GUIDE</b>	Universal	Small		
Model Number	TA-BBP16	TA-BBW15	TA-BBFM17	TA-BPH
Width	16"w	15"w	17.5" w	2.25"w
Depth	13.25"d	13.25"d	14.0" d	1.22"d
Height	3.5"h	5.25"h	5.0" h	2.35"h
18" x 24" (7SD4A0, 7SD4H0)	YES	YES	NO	YES
20" x 26" (7SD4A6, 7SD4H6)	YES	YES	YES	YES
Tri- Top (7SD3A, 7SD3H)	YES	YES	YES	YES
Trapezoid (7SD4AT)	YES	YES	YES	YES
Shape Student Desks (excludes Trek)	YES	YES	YES	YES
Shape Student Desk 20" x 36" ONLY	YES	YES	YES	YES
4100 Series Cantilever Desk	YES	YES	YES	YES

## Markerboard, Hand-Held

### Application & Specification Rules

- > Markerboard is durable 1-piece opaque white acrylic
- > Priced and sold as six (6) packs only
- > Use with desk mounting brackets (specified and priced separately)



Model	Description	Units Per Ctn	Cubes Each	Lbs Each	List Price Each
MSCA-SK1216.W	Opaque white acrylic   12"w x 16"d	6 PK	0.4	13.0	\$819

## Mounting Brackets, Desk/Table Hanging

### Application & Specification Rules

- > Metal brackets are standard in Titanium finish only
- > Includes mounting hardware for field installation only
- > Priced and sold as four (4) packs only
- > Use with hand-held markerboards (specified and priced separately)
- > Easily mounts to the underside of most tables and student desks
- > Holds 1-2 markerboards per bracket



Model	Description	Units Per Ctn	Cubes Each	Lbs Each	List Price Each
MBH-DMB1.4	Bracket, Desk/Table Hanging, 4-Pack	4-pack	0.1	1.4	\$132



D700 Series | Four Leg Combo Desk | RH Entry

Application & Specification Rules

- > Always ships fully cartoned, two units per carton
- > Standard with fixed wire book rack
- > Must order in multiples of 2 (full carton quantities)



Model	Top Size	Top Material   Edge	Height	Units Per Ctn	Cubes Each	Lbs Each	List Price Each
D75A3	18" x 24"	Laminate   Clear Edge (3)	18"	2	9.4	33.0	\$410
D75AS	18" x 24"	Solid Plastic (S)	18"	2	9.4	36.0	\$495
D75X3	18" x 24"	Laminate   Clear Edge (3), A+ Shell	18"	2	10.4	34.2	\$452
D75XS	18" x 24"	Solid Plastic (S), A+ Shell	18"	2	10.4	38.2	\$537

Model Builder

Model	1st Option Glide	2nd Option Frame Color	3rd Option Shell Color	4th Option Top Color
	Nylon (3) \$0	Chrome (5) \$0 Black (7) \$0 Titanium (4) \$0	See Appendix A	See Appendix A
<b>D75AS</b>	<b>3</b>	<b>5</b>	<b>M</b>	<b>D</b>

Model Example: D75AS.3.5.M.D

H457 Four Leg Combo Desk | RH Entry

Application & Specification Rules

- > Always ships fully cartoned, two units per carton
- > Must order in multiples of 2 (full carton quantities)
- > Standard with fixed wire book rack



Model	Top Size	Top Material	Height	Units Per Ctn	Cubes Each	Lbs Each	List Price Each
H457S	18" x 24"	Solid Plastic (S)	17.5"	2	9.3	41.0	\$578

Model Builder

Model	1st Option Glide	2nd Option Frame Color	3rd Option Shell Color	4th Option Top Color
	Nylon (3) \$0	Chrome (5) \$0 Black (7) \$0 Titanium (4) \$0	Black (8)	Grey Spectrum (J) Sugar Maple (D) Walnut (W)
<b>H457S</b>	<b>3</b>	<b>5</b>	<b>8</b>	<b>D</b>

Model Example: H457S.3.5.8.D

# TABLES

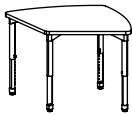


# STATEMENT OF LINE

## TABLES



Check out our laminate and NEW edge band colors.



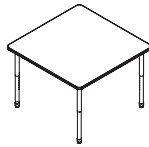
Gem



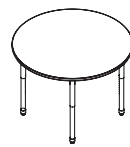
Chain



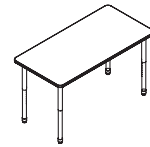
Flower



Square



Round



Rectangle

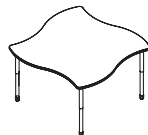


Aperture

### Shape Tables



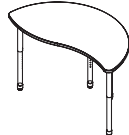
3P-120



Nova



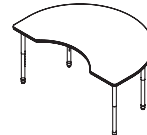
Expanse



Nebula



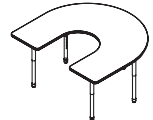
Gravity



Kidney



Half-Round



Horseshoe

### Shape Tables



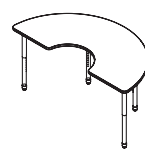
Star



4P



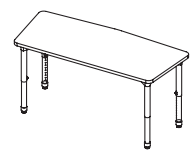
Trapezoid



Half Moon



Puddle



Chevron

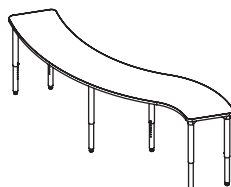
### Shape Tables



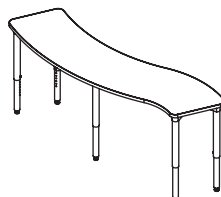
Crescent



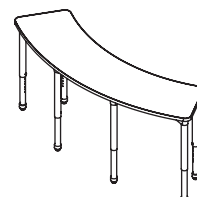
Multi-Media



Curve (S) | 60°



Curve (S) | 45°



Curve (Inside) | 60°



Curve (Inside) | 45°

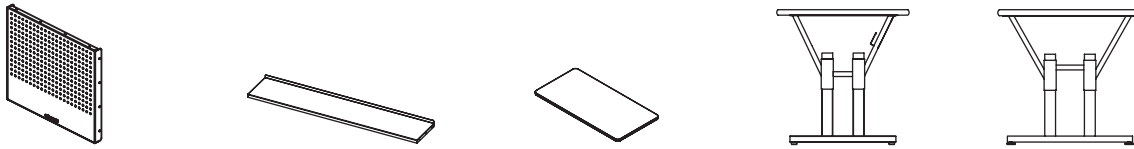
### Shape Tables

# STATEMENT OF LINE

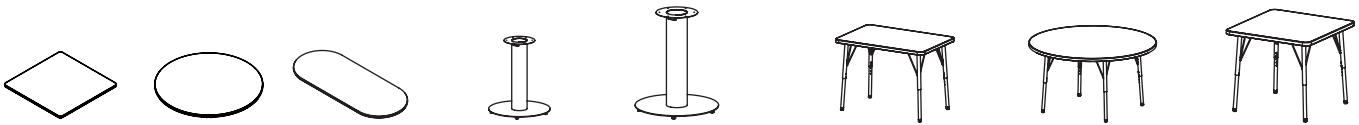
## TABLES



Rectangle      Expanse      Chevron      Half-Round      DTMA (25" - 34")      DTMF (25" - 42")  
**Flip-Top Tables | Nesting**      **T-Leg Table | Fixed**      **Catalyst Table**      **Catalyst Frame**



MSTA-EP      MSTA-SL      DTMT      24"d (CY13-CY16)      30"d (CY03-CY06)  
**End Panel Kit**      **Lower Shelf Kit**      **Table Tops**      **CY Series**



Square      Round      Racetrack      DCBR 30"      DCBR 42"      Rectangle      Round      Square  
**Café Tables | Tops**      **Cafe Tables | Bases**      **Activity Tables**






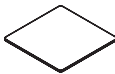


Half Round      Trapezoid      Horseshoe      Kidney      Clover      Flower      ABC | Convertible  
**Activity Tables**      **Convertible Bench Table**

artcobell



**Application & Specification Rules**

- > Tops and legs are specified and priced separately. Use DTLP leg kits (pages 84-85)
- > Tops and legs ship in separate cartons
- > Always ships fully cartoned, one top per carton
- > 3" round grommets available for field installation. Specify separately. See page 105 (TA-GR3)
- > 1 1/8" core standard

	Model	Top Material   Edge	Size	Units Per Ctn	Cubes Each	Lbs Each	List Price Each Standard	List Price Each Premium	Number of Legs Required
	<b>Chain</b>								
	DTT-CH2636E	Laminate 1-1/8" core   Banded Flat Edge (E)	26" x 36"	1	1.7	30.0	\$252	\$305	4
	<b>Gem</b>								
	DTT-GM3950E	Laminate 1-1/8" core   Banded Flat Edge (E)	39" x 50"	1	5.4	44.4	\$462	\$568	4
	<b>Flower</b>								
	DTT-FL60E	Laminate 1-1/8" core   Banded Flat Edge (E)	60"	1	10.3	98.4	\$770	\$1,091	4
	<b>Square</b>								
	DTT-SQ36E	Laminate 1-1/8" core   Banded Flat Edge (E)	36" X 36"	1	4.1	58.0	\$300	\$475	4
	DTT-SQ42E	Laminate 1-1/8" core   Banded Flat Edge (E)	42" X 42"	1	5.5	71.7	\$430	\$605	4
	DTT-SQ48E	Laminate 1-1/8" core   Banded Flat Edge (E)	48" X 48"	1	7.0	101.3	\$470	\$645	4
	<b>Round</b>								
	DTT-RD36E	Laminate 1-1/8" core   Banded Flat Edge (E)	36"	1	4.1	37.9	\$300	\$475	4
	DTT-RD42E	Laminate 1-1/8" core   Banded Flat Edge (E)	42"	1	5.2	58.2	\$430	\$605	4
	DTT-RD48E	Laminate 1-1/8" core   Banded Flat Edge (E)	48"	1	6.7	75.0	\$470	\$645	4
	DTT-RD60E	Laminate 1-1/8" core   Banded Flat Edge (E)	60"	1	10.4	98.1	\$740	\$1,061	4
	<b>Rectangle</b>								
	DTT-RC1842E	Laminate 1-1/8" core   Banded Flat Edge (E)	18" x 42"	1	3.7	31.5	\$305	\$455	4
	DTT-RC1848E	Laminate 1-1/8" core   Banded Flat Edge (E)	18" x 48"	1	3.7	35.5	\$305	\$455	4
	DTT-RC1860E	Laminate 1-1/8" core   Banded Flat Edge (E)	18" x 60"	1	4.5	47.2	\$375	\$550	4
	DTT-RC1872E	Laminate 1-1/8" core   Banded Flat Edge (E)	18" x 72"	1	5.3	55.8	\$415	\$605	4
	DTT-RC2436E	Laminate 1-1/8" core   Banded Flat Edge (E)	24"x36"	1	2.3	30.0	\$330	\$480	4
	DTT-RC2448E	Laminate 1-1/8" core   Banded Flat Edge (E)	24" x 48"	1	3.7	44.4	\$348	\$498	4
	DTT-RC2460E	Laminate 1-1/8" core   Banded Flat Edge (E)	24" x 60"	1	4.5	58.9	\$380	\$555	4
	DTT-RC2472E	Laminate 1-1/8" core   Banded Flat Edge (E)	24" x 72"	1	5.3	69.7	\$445	\$635	4
	DTT-RC3048E	Laminate 1-1/8" core   Banded Flat Edge (E)	30" x 48"	1	4.5	54.3	\$362	\$512	4
	DTT-RC3060E	Laminate 1-1/8" core   Banded Flat Edge (E)	30" x 60"	1	5.5	72.6	\$390	\$565	4
	DTT-RC3072E	Laminate 1-1/8" core   Banded Flat Edge (E)	30" x 72"	1	6.5	90.6	\$490	\$685	4
	DTT-RC3660E	Laminate 1-1/8" core   Banded Flat Edge (E)	36" x 60"	1	6.5	88.8	\$452	\$642	4
	DTT-RC3672E	Laminate 1-1/8" core   Banded Flat Edge (E)	36" x 72"	1	7.7	108.2	\$510	\$727	4

**Model Builder**














Model	• 1st Option Top Laminate	• 2nd Option Edge Color
	See Appendix A	See Appendix A
<b>DTT-AP2440E</b>	<b>• 7M</b>	<b>• 4</b>

Model Example: DTT-AP2440E.7M.4



**Application & Specification Rules**

- > Tops and legs are specified and priced separately. Use DTLP leg kits (pages 84-85)
- > Tops and legs ship in separate cartons
- > Always ships fully cartoned, one top per carton
- > 3" round grommets available for field installation. Specify separately. See page 105 (TA-GR3)
- > 1 1/8" core standard

	Model	Top Material   Edge	Size	Units Per Ctn	Cubes Each	Lbs Each	List Price Each Standard	List Price Each Premium	Number of Legs Required
	<b>Aperture</b>								
	DTT-AP2440E	Laminate 1-1/8" core   Banded Flat Edge (E)	24" x 40"	1	4.4	44.4	\$430	\$605	4
	<b>3P-120</b>								
	DTT-3P3060E	Laminate 1-1/8" core   Banded Flat Edge (E)	30" x 60"	1	9.5	86.1	\$693	\$1,014	6
	<b>Nova</b>								
	DTT-NV60E	Laminate 1-1/8" core   Banded Flat Edge (E)	60"	1	10.4	145.0	\$770	\$1,091	4
	<b>Expanse</b>								
	DTT-EX3054E	Laminate 1-1/8" core   Banded Flat Edge (E)	30" x 54"	1	6.1	69.0	\$410	\$585	4
	<b>Nebula</b>								
	DTT-NB3054E	Laminate 1-1/8" core   Banded Flat Edge (E)	30" x 54"	1	5.1	35.0	\$399	\$574	4
	<b>Gravity</b>								
	DTT-GV50E	Laminate 1-1/8" core   Banded Flat Edge (E)	50"	1	7.1	45.0	\$609	\$930	3
	<b>Star</b>								
	DTT-ST60E	Laminate 1-1/8" core   Banded Flat Edge (E)	60"	1	10.1	88.2	\$735	\$1,056	5
	<b>Kidney</b>								
	DTT-KD4872E	Laminate 1-1/8" core   Banded Flat Edge (E)	48" x 72"	1	10.1	112.4	\$630	\$906	4
	<b>Half Round</b>								
	DTT-HR48E	Laminate 1-1/8" core   Banded Flat Edge (E)	48"	1	3.7	51.0	\$354	\$529	4
	<b>Horseshoe</b>								
	DTT-HS6066E	Laminate 1-1/8" core   Banded Flat Edge (E)	60" x 66"	1	11.4	116.2	\$790	\$1,111	4
	<b>4P</b>								
	DTT-4P4860E	Laminate 1-1/8" core   Banded Flat Edge (E)	48" x 60"	1	9.5	86.1	\$704	\$1,025	4
	<b>Trapezoid</b>								
	DTT-TZ3060E	Laminate 1-1/8" core   Banded Flat Edge (E)	30" x 60"	1	5.1	63.5	\$370	\$545	4
	<b>Half Moon</b>								
	DTT-HM3672E	Laminate 1-1/8" core   Banded Flat Edge (E)	36" x 72"	1	7.7	79.8	\$567	\$784	4

**Model Builder**







Model	•	1st Option Top Laminate	•	2nd Option Edge Color
		See Appendix A		See Appendix A
<b>DTT-AP2440E</b>	•	<b>7M</b>	•	<b>4</b>

Model Example: DTT-AP2440E.7M.4



**Application & Specification Rules**

- > Tops and legs are specified and priced separately. Use DTLP leg kits (pages 84-85)
- > Tops and legs ship in separate cartons
- > Always ships fully cartoned, one top per carton
- > 3" round grommets available for field installation. Specify separately. See page 105 (TA-GR3)
- > 1 1/8" core standard

Model	Top Material   Edge	Size	Units Per Ctn	Cubes Each	Lbs Each	List Price Each Standard	List Price Each Premium	Number of Legs Required
<b>Puddle</b>								
 DTT-PD60E	Laminate 1-1/8" core   Banded Flat Edge (E)	60"	1	10.4	88.2	\$745	\$1,066	4
<b>Crescent</b>								
 DTT-CR3042E	Laminate 1-1/8" core   Banded Flat Edge (E)	30" x 42"	1	5.2	58.2	\$435	\$610	4
<b>Multi-Media</b>								
 DTT-MM4872E	Laminate 1-1/8" core   Banded Flat Edge (E)	48" x 72"	1	10.1	112.4	\$650	\$926	4
<b>Chevron</b>								
 DTT-CV2460E	Laminate 1-1/8" core   Banded Flat Edge (E)	24" x 60"	1	5.5	72.6	\$415	\$590	4
<b>Curve (Inside)</b>								
 DTT-CSI45E	Laminate 1-1/8" core   Banded Flat Edge (E), Curved In	45-degree	1	4.3	33.3	\$650	\$788	5
DTT-CSI60E	Laminate 1-1/8" core   Banded Flat Edge (E), Curved In	60-degree	1	6.4	44	\$800	\$945	6
<b>Curve (S)</b>								
 DTT-CSIO45E	Laminate 1-1/8" core   Banded Flat Edge (E), S-Shape Curve	45-degree	1	6.1	45.5	\$980	\$1,256	5
DTT-CSIO60E	Laminate 1-1/8" core   Banded Flat Edge (E), S-Shape Curve	60-degree	1	9.5	59.5	\$1,180	\$1,510	6

**Model Builder**

Model	• 1st Option Top Laminate	• 2nd Option Edge Color
	See Appendix A	See Appendix A
<b>DTT-AP2440E</b>	<b>• 7M</b>	<b>• 4</b>




Model Example: DTT-AP2440E.7M.4



Shape Table Leg Kit

**Application & Specification Rules**

- > Legs and tops are specified and priced separately. Use with DTT tops only, see pages 81-83
- > Legs are field installed
- > Casters and felt glides are available for field installation.
- > Standard with nylon glides, 3/4" leveling range
- > Does not require quick-set brackets
- > White Legs (W) legs are only available with Chrome (5) insert.
- > Tops and legs ship in separate cartons

Model	Description	Height	Units Per Ctn	Cubes Each	Lbs Each	List Price Each
<b>Juvenile Height Legs   2" Diameter</b>						
 DTLP-4AJP.3.4	Adjustable Legs, Nylon glide, Titanium/Chrome	15" - 20"	4-Legs	1.3	16.8	\$263
DTLP-4AJP.3.7	Adjustable Legs, Nylon glide, Black/Chrome	15" - 20"	4-Legs	1.3	16.8	\$263
DTLP-4AJP.3.W	Adjustable Legs, Nylon glide, White/Chrome	15" - 20"	4-Legs	1.3	16.8	\$289
DTLP-4AJP.3.4.4	Adjustable Legs, Nylon glide, Titanium/Titanium	15" - 20"	4-Legs	1.3	16.8	\$289
DTLP-4AJP.3.7.7	Adjustable Legs, Nylon glide, Black/Black	15" - 20"	4-Legs	1.3	16.8	\$289
<b>Table Height Legs   2" Diameter</b>						
 DTLP-4ATP.3.4	Adjustable Legs, Nylon glide, Titanium/Chrome	19" - 29"	4-Legs	1.3	20.3	\$273
DTLP-4ATP.3.7	Adjustable Legs, Nylon glide, Black/Chrome	19" - 29"	4-Legs	1.3	20.3	\$273
DTLP-4ATP.3.W	Adjustable Legs, Nylon glide, White/Chrome	19" - 29"	4-Legs	1.3	20.3	\$300
DTLP-4ATP.3.4.4	Adjustable Legs, Nylon glide, Titanium/Titanium	19" - 29"	4-Legs	1.3	20.3	\$300
DTLP-4ATP.3.7.7	Adjustable Legs, Nylon glide, Black/Black	19" - 29"	4-Legs	1.3	20.3	\$300
<b>Table Height Legs   Wheelbarrow Pack   2" Diameter</b>						
DTLP-4ATP.3W.4	Wheelbarrow Legs, 2 glides/2 casters, Titanium/Chrome	19" - 29"	4-Legs	1.3	30.5	\$294
DTLP-4ATP.3W.7	Wheelbarrow Legs, 2 glides/2 casters, Black/Chrome	19" - 29"	4-Legs	1.3	30.5	\$294
<b>Standing Height Legs   2" Diameter</b>						
 DTLP-4ASP.3.4	Adjustable Legs, Nylon glide, Titanium/Chrome	27" - 42"	4-Legs	1.7	25.6	\$310
DTLP-4ASP.3.7	Adjustable Legs, Nylon glide, Black/Chrome	27" - 42"	4-Legs	1.7	25.6	\$310
DTLP-4ASP.3.W	Adjustable Legs, Nylon glide, White/Chrome	27" - 42"	4-Legs	1.7	25.6	\$336
DTLP-4ASP.3.4.4	Adjustable Legs, Nylon glide, Titanium/Titanium	27" - 42"	4-Legs	1.7	25.6	\$336
DTLP-4ASP.3.7.7	Adjustable Legs, Nylon glide, Black/Black	27" - 42"	4-Legs	1.7	25.6	\$336

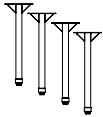
artcobell



Fixed Leg Table Kit

Application & Specification Rules

- > Legs and tops are specified and priced separately.
- > Legs are field installed
- > Standard with nylon glides, 3/4" leveling range
- > Tops and legs ship in separate cartons
- > Caster set TA-CPS4 or TA-CPMS50T4 can be used with this leg set (field installed).



Model	Description	Units Per Ctn	Cubes Each	Lbs Each	List Price Each
<b>Seated Height Fixed Legs   2" Diameter</b>					
DTLP-4F25.3.4	25" Fixed Leg, Nylon Glide, Titanium	4-Legs	1.6	15.4	\$250
DTLP-4F25.3.7	25" Fixed Leg, Nylon Glide, Black	4-Legs	1.6	15.4	\$250
DTLP-4F25.3.W	25" Fixed Leg, Nylon Glide, White	4-Legs	1.6	15.4	\$275
DTLP-4F27.3.4	27" Fixed Leg, Nylon Glide, Titanium	4-Legs	1.8	16.6	\$250
DTLP-4F27.3.7	27" Fixed Leg, Nylon Glide, Black	4-Legs	1.8	16.6	\$250
DTLP-4F27.3.W	27" Fixed Leg, Nylon Glide, White	4-Legs	1.8	16.6	\$275
DTLP-4F29.3.4	29" Fixed Leg, Nylon Glide, Titanium	4-Legs	1.9	17.8	\$250
DTLP-4F29.3.7	29" Fixed Leg, Nylon Glide, Black	4-Legs	1.9	17.8	\$250
DTLP-4F29.3.W	29" Fixed Leg, Nylon Glide, White	4-Legs	1.9	17.8	\$275
<b>Standing Height Fixed Legs   2" Diameter</b>					
DTLP-4F36.3.4	36" Fixed Leg, Nylon Glide, Titanium	4-Legs	2.2	20.0	\$280
DTLP-4F36.3.7	36" Fixed Leg, Nylon Glide, Black	4-Legs	2.2	20.0	\$280
DTLP-4F36.3.W	36" Fixed Leg, Nylon Glide, White	4-Legs	2.2	20.0	\$310
DTLP-4F42.3.4	42" Fixed Leg, Nylon Glide, Titanium	4-Legs	2.6	23.0	\$290
DTLP-4F42.3.7	42" Fixed Leg, Nylon Glide, Black	4-Legs	2.6	23.0	\$290
DTLP-4F42.3.W	42" Fixed Leg, Nylon Glide, White	4-Legs	2.6	23.0	\$320
<b>Seated Height Fixed Legs   Wheelbarrow Pack</b>					
DTLP-4F27.3W.4	27" Fixed Wheelbarrow Leg, 2 Glides/2 Casters (50mm), Titanium	4-Legs	1.8	16.6	\$270
DTLP-4F27.3W.7	27" Fixed Wheelbarrow Leg, 2 Glides/2 Casters (50mm), Black	4-Legs	1.8	16.6	\$270
DTLP-4F27.3WNM.4	27" Fixed Wheelbarrow Leg, 2 Glides/2 NXT MOV Casters (50mm), Titanium	4-Legs	1.8	17.6	\$290
DTLP-4F27.3WNM.7	27" Fixed Wheelbarrow Leg, 2 Glides/2 NXT MOV Casters (50mm), Black	4-Legs	1.8	17.6	\$290
DTLP-4F29.3W.4	29" Fixed Wheelbarrow Leg, 2 Glides/2 Casters (50mm), Titanium	4-Legs	1.9	17.8	\$270
DTLP-4F29.3W.7	29" Fixed Wheelbarrow Leg, 2 Glides/2 Casters (50mm), Black	4-Legs	1.9	17.8	\$270
DTLP-4F29.3WNM.4	29" Fixed Wheelbarrow Leg, 2 Glides/2 NXT MOV Casters (50mm), Titanium	4-Legs	1.9	18.8	\$290
DTLP-4F29.3WNM.7	29" Fixed Wheelbarrow Leg, 2 Glides/2 NXT MOV Casters (50mm), Black	4-Legs	1.9	18.8	\$290
<b>Standing Height Fixed Legs   Wheelbarrow Pack</b>					
DTLP-4F36.3W.4	36" Fixed Wheelbarrow Leg, 2 Glides/2 Casters (50mm), Titanium	4-Legs	2.2	21.0	\$300
DTLP-4F36.3W.7	36" Fixed Wheelbarrow Leg, 2 Glides/2 Casters (50mm), Black	4-Legs	2.2	21.0	\$300
DTLP-4F36.3WNM.4	36" Fixed Wheelbarrow Leg, 2 Glides/2 NXT MOV Casters (50mm), Titanium	4-Legs	2.2	21.0	\$320
DTLP-4F36.3WNM.7	36" Fixed Wheelbarrow Leg, 2 Glides/2 NXT MOV Casters (50mm), Black	4-Legs	2.2	21.0	\$320
DTLP-4F42.3W.4	42" Fixed Wheelbarrow Leg, 2 Glides/2 Casters (50mm), Titanium	4-Legs	2.6	24.0	\$310
DTLP-4F42.3W.7	42" Fixed Wheelbarrow Leg, 2 Glides/2 Casters (50mm), Black	4-Legs	2.6	24.0	\$310
DTLP-4F42.3WNM.4	42" Fixed Wheelbarrow Leg, 2 Glides/2 NXT MOV Casters (50mm), Titanium	4-Legs	2.6	24.0	\$330
DTLP-4F42.3WNM.7	42" Fixed Wheelbarrow Leg, 2 Glides/2 NXT MOV Casters (50mm), Black	4-Legs	2.6	24.0	\$330

artcobell



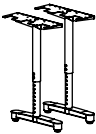
T-Leg Table Kit

Application & Specification Rules


- > Legs and tops are specified and priced separately. Use with Square and Rectangle DTT tops only, see matrix below.
- > Standard with nylon glides, 3/4" leveling range
- > Legs are field installed
- > Tops and legs ship in separate cartons
- > Caster set TA-CPS4 or TA-CPMS50T4 can be used with this leg set (field installed).



Model	Description	Height	Units Per Ctn	Cubes Each	Lbs Each	List Price Each
<b>Juvenile Height Legs   2" Diameter</b>						
DTLT-2AJ18.3.4	Adjustable T-Leg, 18" spread, Nylon glide, Titanium	16" - 20"	2-Legs	1.65	19.4	\$305
DTLT-2AJ18.3.7	Adjustable T-Leg, 18" spread, Nylon glide, Black	16" - 20"	2-Legs	1.65	19.4	\$305
DTLT-2AJ18.3.W	Adjustable T-Leg, 18" spread, Nylon glide, White	16" - 20"	2-Legs	1.65	19.4	\$331
DTLT-2AJ24.3.4	Adjustable T-Leg, 24" spread, Nylon glide, Titanium	16" - 20"	2-Legs	2.16	23.8	\$336
DTLT-2AJ24.3.7	Adjustable T-Leg, 24" spread, Nylon glide, Black	16" - 20"	2-Legs	2.16	23.8	\$336
DTLT-2AJ24.3.W	Adjustable T-Leg, 24" spread, Nylon glide, White	16" - 20"	2-Legs	2.16	23.8	\$361
DTLT-2AJ30.3.4	Adjustable T-Leg, 30" spread, Nylon glide, Titanium	16" - 20"	2-Legs	2.73	30.0	\$368
DTLT-2AJ30.3.7	Adjustable T-Leg, 30" spread, Nylon glide, Black	16" - 20"	2-Legs	2.73	30.0	\$368
DTLT-2AJ30.3.W	Adjustable T-Leg, 30" spread, Nylon glide, White	16" - 20"	2-Legs	2.73	30.0	\$393
DTLT-2AJ36.3.4	Adjustable T-Leg, 36" spread, Nylon glide, Titanium	16" - 20"	2-Legs	3.29	35.6	\$399
DTLT-2AJ36.3.7	Adjustable T-Leg, 36" spread, Nylon glide, Black	16" - 20"	2-Legs	3.29	35.6	\$399
DTLT-2AJ36.3.W	Adjustable T-Leg, 36" spread, Nylon glide, White	16" - 20"	2-Legs	3.29	35.6	\$424



Model	Description	Height	Units Per Ctn	Cubes Each	Lbs Each	List Price Each
<b>Table Height Legs   2" Diameter</b>						
DTLT-2AT18.3.4	Adjustable T-Leg, 18" spread, Nylon glide, Titanium	20" - 29"	2-Legs	2.23	21.0	\$328
DTLT-2AT18.3.7	Adjustable T-Leg, 18" spread, Nylon glide, Black	20" - 29"	2-Legs	2.23	21.0	\$328
DTLT-2AT18.3.W	Adjustable T-Leg, 18" spread, Nylon glide, White	20" - 29"	2-Legs	2.23	21.0	\$353
DTLT-2AT24.3.4	Adjustable T-Leg, 24" spread, Nylon glide, Titanium	20" - 29"	2-Legs	2.93	25.4	\$353
DTLT-2AT24.3.7	Adjustable T-Leg, 24" spread, Nylon glide, Black	20" - 29"	2-Legs	2.93	25.4	\$353
DTLT-2AT24.3.W	Adjustable T-Leg, 24" spread, Nylon glide, White	20" - 29"	2-Legs	2.93	25.4	\$378
DTLT-2AT30.3.4	Adjustable T-Leg, 30" spread, Nylon glide, Titanium	20" - 29"	2-Legs	3.69	31.4	\$378
DTLT-2AT30.3.7	Adjustable T-Leg, 30" spread, Nylon glide, Black	20" - 29"	2-Legs	3.69	31.4	\$378
DTLT-2AT30.3.W	Adjustable T-Leg, 30" spread, Nylon glide, White	20" - 29"	2-Legs	3.69	31.4	\$403
DTLT-2AT36.3.4	Adjustable T-Leg, 36" spread, Nylon glide, Titanium	20" - 29"	2-Legs	4.45	37.0	\$430
DTLT-2AT36.3.7	Adjustable T-Leg, 36" spread, Nylon glide, Black	20" - 29"	2-Legs	4.45	37.0	\$430
DTLT-2AT36.3.W	Adjustable T-Leg, 36" spread, Nylon glide, White	20" - 29"	2-Legs	4.45	37.0	\$455



Model	Description	Height	Units Per Ctn	Cubes Each	Lbs Each	List Price Each
<b>Standing Height Legs   2" Diameter</b>						
DTLT-2AS18.3.4	Adjustable T-Leg, 18" spread, Nylon glide, Titanium	28" - 42"	2-Legs	2.85	23.2	\$339
DTLT-2AS18.3.7	Adjustable T-Leg, 18" spread, Nylon glide, Black	28" - 42"	2-Legs	2.85	23.2	\$339
DTLT-2AS18.3.W	Adjustable T-Leg, 18" spread, Nylon glide, White	28" - 42"	2-Legs	2.85	23.2	\$364
DTLT-2AS24.3.4	Adjustable T-Leg, 24" spread, Nylon glide, Titanium	28" - 42"	2-Legs	3.75	27.6	\$368
DTLT-2AS24.3.7	Adjustable T-Leg, 24" spread, Nylon glide, Black	28" - 42"	2-Legs	3.75	27.6	\$368
DTLT-2AS24.3.W	Adjustable T-Leg, 24" spread, Nylon glide, White	28" - 42"	2-Legs	3.75	27.6	\$393
DTLT-2AS30.3.4	Adjustable T-Leg, 30" spread, Nylon glide, Titanium	28" - 42"	2-Legs	4.73	33.6	\$399
DTLT-2AS30.3.7	Adjustable T-Leg, 30" spread, Nylon glide, Black	28" - 42"	2-Legs	4.73	33.6	\$399
DTLT-2AS30.3.W	Adjustable T-Leg, 30" spread, Nylon glide, White	28" - 42"	2-Legs	4.73	33.6	\$424
DTLT-2AS36.3.4	Adjustable T-Leg, 36" spread, Nylon glide, Titanium	28" - 42"	2-Legs	5.71	39.4	\$443
DTLT-2AS36.3.7	Adjustable T-Leg, 36" spread, Nylon glide, Black	28" - 42"	2-Legs	5.71	39.4	\$443
DTLT-2AS36.3.W	Adjustable T-Leg, 36" spread, Nylon glide, White	28" - 42"	2-Legs	5.71	39.4	\$468

Shape Table | T-Legs

Choose the right T-Leg for your shape tables

Model	18"	24"	30"	36"
DTT-SQ36E				✓
DTT-RC1848E	✓			
DTT-RC1860E	✓			
DTT-RC1872E	✓			
DTT-RC2436E		✓		
DTT-RC2448E		✓		
DTT-RC2460E		✓		

Model	18"	24"	30"	36"
DTT-RC2472E		✓		
DTT-RC3048E			✓	
DTT-RC3060E			✓	
DTT-RC3072E			✓	
DTT-RC3660E				✓
DTT-RC3672E				✓



### Caster Pack

#### Application & Specification Rules

- > All casters are standard locking 360 degree swivel
- > Casters add 2" to the height range
- > Field installed only
- > 50mm dual-hard wheel casters, 3/8"-16 x 1" threaded stem



Model	Description	Units Per Ctn	Cubes Each	Lbs Each	List Price Each
TA-CPS4	Locking   4-Pack   50mm Caster for Shape Table Legs (DTLP + DTLT)	4-pack	0.02	1.0	\$63
TA-CPMS50T4	Locking   4-Pack   50mm NXT MOV Caster for Shape Table Legs (DTLP)	4-pack	0.02	1.0	\$74

### Felt Glide Pack

#### Application & Specification Rules

- > Use with DTLP legs, field installed only
- > 3/8" - 16 x 1" threaded stem
- > No color specification, specify model only
- > May also be used on Shape Student Desk legs (DSLPL)
- > Not for use on T-Leg Student Desks

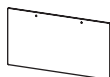


Model	Description	Units Per Ctn	Cubes Each	Lbs Each	List Price Each
TA-GFK	100-Pack	100	0.1	5.0	\$525

### Shape Table Screens

#### Application & Specification Rules

- > Use on rectangular tops for privacy above or below work surface
- > Field installed, tops are not pre-drilled
- > 12" screens may be installed in two positions. Above as a privacy screen (9" above worksurface) or below as a modesty panel (12" below worksurface)
- > Clear, frosted acrylic panels
- > Includes screen, brackets and hardware



Model	Size	Units Per Ctn	Cubes Each	Lbs Each	List Price Each
TA-SA1224.F	12"h x 24"w	1	0.3	4.0	\$220
TA-SA1236.F	12"h x 36"w	1	0.5	5.8	\$300

### Application Guide | Shape Table Tops


Table	Table Width			Table Depth		
	36"w	48"w	60"w	24"d	30"d	36"d
Use Screen Width	24"w	36"w	36"w	n/a	24"w	24"w


\* 24"w screens may be used on the following shapes/sizes: 3P3060 (3), AP2440 (2), EX3054 (2)

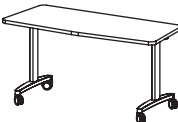


**Application & Specification Rules**

- > 1 1/8" core standard
- > Standard with 4 locking, dual-wheel casters in black.
- > Depth of unit (except foot) when flipped up/storage position is 8-1/4"
- > Ordered and sold as a COMPLETE table (top & legs)
- > Two handle operation required to unlatch and pivot top
- > Grommets available as a separately specified and field installed item. See page 105 (TA-GR3)
- > Field installation of legs required

Model	Description	Size	Leg Type   Height	Units Per Ctn	Cubes Each	Lbs Each	List Price Each Standard	List Price Each Premium	
<b>Rectangle</b>									
	DTN-RC24F	Laminate   Flat Edge (F)	24"d x 54"w	Nesting, 29" Fixed	1	6.4	71.9	\$1,103	\$1,278
	DTN-RC25F	Laminate   Flat Edge (F)	24"d x 60"w	Nesting, 29" Fixed	1	6.9	78.9	\$1,098	\$1,273
	DTN-RC26F	Laminate   Flat Edge (F)	24"d x 72"w	Nesting, 29" Fixed	1	8.0	89.7	\$1,155	\$1,345
	DTN-RC34F	Laminate   Flat Edge (F)	30"d x 54"w	Nesting, 29" Fixed	1	6.4	84.7	\$1,092	\$1,267
	DTN-RC35F	Laminate   Flat Edge (F)	30"d x 60"w	Nesting, 29" Fixed	1	6.9	92.6	\$1,134	\$1,309
	DTN-RC36F	Laminate   Flat Edge (F)	30"d x 72"w	Nesting, 29" Fixed	1	8.0	110.6	\$1,176	\$1,371

<b>Expanse</b>									
	DTN-EX34F	Laminate   Flat Edge (F)	30"d x 54"w	Nesting, 29" Fixed	1	6.4	89.0	\$1,155	\$1,330

<b>Chevron</b>									
	DTN-CV25F	Laminate   Flat Edge (F)	24"d x 60"w	Nesting, 29" Fixed	1	6.9	85.0	\$1,155	\$1,330

**Model Builder**

Model	1st Option Frame Color	2nd Option Top Laminate	3rd Option Edge Color
	Titanium (4) Black (7)	See Appendix A	See Appendix A
<b>DTN-RC25F</b>	<b>4</b>	<b>7M</b>	<b>4</b>

Model Example: DTN-RC25F.4.7M.4

**Fixed Half-Round Table | Non-Nesting | 29" Height**



<b>Half-Round (Fixed Leg   Non-Nesting)</b>									
	DTF-HR48F	Laminate   Flat Edge (F)	32"d x 48"w	29" Fixed	1	6.2	69.0	\$924	\$1,099
	DTF-HR60F	Laminate   Flat Edge (F)	30"d x 60"w	29" Fixed	1	6.9	73.0	\$945	\$1,120

**Model Builder**

Model	1st Option Glide	2nd Option Frame Color	3rd Option Top Laminate	4th Option Edge Color
	Caster (H) \$0	Titanium (4) \$0 Black (7) \$0	See Appendix A	See Appendix A
<b>DTF-HR48F</b>	<b>H</b>	<b>4</b>	<b>7M</b>	<b>4</b>

Model Example: DTF-HR48F.H.4.7M.4



Application & Specification Rules

- > Complete table, ships KD in single carton
- > Standard with nylon glide. Optional steel glide available
- > 1 1/8" core standard
- > 1.5" x 1.5" 14ga steel leg attaches to apron/frame with bolts
- > Tops ship attached to frame, legs ship unassembled, field assembly required
- > Optional caster packs available for field installation. See page 92
- > 1" x 2" 14ga steel fully welded apron/frame construction
- > Specify upper leg/frame paint color, lower leg insert is chrome only



Model	Description	Size	Leg Type   Height	Units Per Ctn	Cubes Each	Lbs Each	List Price Each Standard	List Price Each Premium
DTMA2448F	Laminate   Flat Edge (F)	24"d x 48"w	Adjustable 25" - 34"	1	2.6	61.6	\$1,080	\$1,230
DTMA2454F	Laminate   Flat Edge (F)	24"d x 54"w	Adjustable 25" - 34"	1	3.2	75.0	\$1,120	\$1,295
DTMA2460F	Laminate   Flat Edge (F)	24"d x 60"w	Adjustable 25" - 34"	1	3.2	87.9	\$1,165	\$1,340
DTMA2472F	Laminate   Flat Edge (F)	24"d x 72"w	Adjustable 25" - 34"	1	3.7	91.9	\$1,190	\$1,380
DTMA3060F	Laminate   Flat Edge (F)	30"d x 60"w	Adjustable 25" - 34"	1	3.9	95.8	\$1,210	\$1,385
DTMA3072F	Laminate   Flat Edge (F)	30"d x 72"w	Adjustable 25" - 34"	1	4.6	114.8	\$1,275	\$1,470
DTMA3672F	Laminate   Flat Edge (F)	36"d x 72"w	Adjustable 25" - 34"	1	5.5	129.6	\$1,300	\$1,517

Model Builder

Model	1st Option Glide	2nd Option Frame Color	3rd Option Top Laminate	4th Option Edge Color
	Nylon (3) \$0 Steel (1) \$0	Black (7) \$0 Titanium (4) \$0 White (W) \$87	See Appendix A	See Appendix A
<b>DTMA2454F</b>	<b>1</b>	<b>4</b>	<b>7M</b>	<b>0</b>

Model Example: DTMA2454F.1.4.7M.0

**Application & Specification Rules**

- > Frame ONLY
- > 2.0" x 2.0" 14-gauge legs with 1" x 3" 14-gauge fully welded unitized legs and frame. 30"d and 36"d frames include two (2) 13 gauge L-channel cross-supports.
- > Frames and tops are priced and specified separately
- > Frames and tops ship in separate cartons, field assembly of tops required
- > Standard with nylon glide. Optional steel glide available.
- > Specify frame paint color. Insert is painted to match frame
- > Optional caster packs available for field installation. see page 92
- > Includes attachment hardware for laminate tops



Model	Size	Description	Units Per Ctn	Cubes Each	Lbs Each	List Price Each
DTMF-RC2448S	24" x 48"	25" - 42" Tall Adjustable Leg (S)	2	12.3	54.8	\$882
DTMF-RC2454S	24" x 54"	25" - 42" Tall Adjustable Leg (S)	2	13.9	56.7	\$914
DTMF-RC2460S	24" x 60"	25" - 42" Tall Adjustable Leg (S)	2	15.4	58.6	\$945
DTMF-RC2472S	24" x 72"	25" - 42" Tall Adjustable Leg (S)	2	18.4	52.5	\$987
DTMF-RC3060S	30" x 60"	25" - 42" Tall Adjustable Leg (S)	2	18.9	60.5	\$998
DTMF-RC3072S	30" x 72"	25" - 42" Tall Adjustable Leg (S)	2	22.6	64.4	\$1,008
DTMF-RC3672S	36" x 72"	25" - 42" Tall Adjustable Leg (S)	2	26.9	66.3	\$1,029

**Model Builder**

Model	•	1st Option Glide	•	2nd Option Frame Color
		Nylon (3) \$0 Steel (1) \$0		Black (7) \$0 Titanium (4) \$0
<b>DTMF-RC2448S</b>	<b>•</b>	<b>3</b>	<b>•</b>	<b>4</b>

Model Example: DTMF-RC2448S.3.4

**Application & Specification Rules**

- > Top ONLY
- > Use with Maker Space table frames only
- > Tops and frames are priced and specified separately
- > Tops and frames ship in separate cartons, field assembly of tops required



Model	Size	Units Per Ctn	Cubes Each	Lbs Each	List Price Each Standard	List Price Each Premium
<b>1 1/8" Laminate   Flat Edge (F)</b>						
DTMT-RC2448F	24" x 48"	1	3.7	44.4	\$336	\$486
DTMT-RC2454F	24" x 54"	1	4.5	51.7	\$389	\$564
DTMT-RC2460F	24" x 60"	1	4.5	58.9	\$399	\$574
DTMT-RC2472F	24" x 72"	1	5.3	69.7	\$420	\$610
DTMT-RC3060F	30" x 60"	1	5.5	72.6	\$399	\$574
DTMT-RC3072F	30" x 72"	1	6.5	90.6	\$473	\$668
DTMT-RC3672F	36" x 72"	1	7.7	108.2	\$494	\$711

**Model Builder**

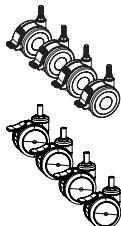
Model	• 1st Option Top Color	• 2nd Option Edge Color
	See Appendix A	See Appendix A
<b>DTMT-RC2448F</b>	<b>• 7M</b>	<b>• 4</b>

Model Example: DTMT-RC2448E.7M.4

### Caster Pack

#### Application & Specification Rules

- > Use with all medium or heavy duty table legs
- > Adjustable height table may be used with two (2) or four (4) casters
- > Adjustable height range with casters varies with caster selection
- > Recommended weight capacity per caster = 125 lbs. (e.g., 2 casters = 250 lb. capacity)

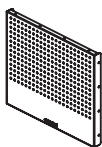


Model	Description	Units Per Ctn	Cubes Each	Lbs Each	List Price Each Each
TA-CPTD3	Locking   4-Pack   75mm	4	0.1	2	\$100
TA-CPMS75T4	Locking   4-Pack   75mm NXT MOV Caster for DTMA + DTMF	4	0.1	2	\$231

### Table End Panel Kit

#### Application & Specification Rules

- > Use with Maker Space table frame only
- > Kit includes two (2) end panels and mounting hardware. Panels fit between legs.
- > Field installation required, frames are not pre-drilled
- > Maker Space table frame is priced and specified separately
- > Standard metal peg-board design, 1/4" holes on 1" centers
- > Available in markerboard white finish only



Model	Description	Units Per Ctn	Cubes Each	Lbs Each	List Price Each Each
MSTA-EP2420.W	Maker Space, End panel kit for 24" depth tables = 17.25" x 20"	1-Pair	1	21	\$380
MSTA-EP3020.W	Maker Space, End panel kit for 30" depth tables = 23.25" x 20"	1-Pair	1.22	26	\$450
MSTA-EP3620.W	Maker Space, End panel kit for 36" depth tables = 29.25" x 20"	1-Pair	1.47	32	\$480

### Lower Shelf Kit

#### Application & Specification Rules

- > Must be used in conjunction with Maker Space end panel kit
- > Steel construction with full width square steel tube support on front and back sides
- > Shelves may be installed at the same or different heights with backstop facing in or out
- > 16"d shelves used with 24"d tables  
12"d shelves used with 30"d tables  
14"d shelves used with 36"d tables
- > 12"d and 14"d shelf is standard with a 1.0"h full width back stop
- > Shelves mount directly to Maker Space end panels. End panels allow mounting in 1.0" increments
- > 16"d shelf standard without back stop

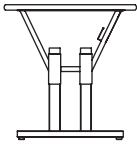


Model	Description	Units Per Ctn	Cubes Each	Lbs Each	List Price Each Each
MSTA-SL4816.4	Maker Space, Table, Lower Shelf Kit, 48"w x 16"d, Titanium	1 each	0.76	24	\$300
MSTA-SL4816.7	Maker Space, Table, Lower Shelf Kit, 48"w x 16"d, Black	1 each	0.76	24	\$300
MSTA-SL5416.4	Maker Space, Table, Lower Shelf Kit, 54"w x 16"d, Titanium	1 each	0.85	27	\$320
MSTA-SL5416.7	Maker Space, Table, Lower Shelf Kit, 54"w x 16"d, Black	1 each	0.85	27	\$320
MSTA-SL6016.4	Maker Space, Table, Lower Shelf Kit, 60"w x 16"d, Titanium	1 each	0.94	30	\$360
MSTA-SL6016.7	Maker Space, Table, Lower Shelf Kit, 60"w x 16"d, Black	1 each	0.94	30	\$360
MSTA-SL7216.4	Maker Space, Table, Lower Shelf Kit, 72"w x 16"d, Titanium	1 each	1.13	36	\$700
MSTA-SL7216.7	Maker Space, Table, Lower Shelf Kit, 72"w x 16"d, Black	1 each	1.13	36	\$700
MSTA-SL6012.4	Maker Space, Table, Lower Shelf Kit, 60"w x 12"d, Titanium	1-Pair	1.25	40	\$440
MSTA-SL6012.7	Maker Space, Table, Lower Shelf Kit, 60"w x 12"d, Black	1-Pair	1.25	40	\$440
MSTA-SL7212.4	Maker Space, Table, Lower Shelf Kit, 72"w x 12"d, Titanium	1-Pair	1.5	48	\$760
MSTA-SL7212.7	Maker Space, Table, Lower Shelf Kit, 72"w x 12"d, Black	1-Pair	1.5	48	\$760
MSTA-SL7214.4	Maker Space, Table, Lower Shelf Kit, 72"w x 14"d, Titanium	1-Pair	1.9	60	\$1,000
MSTA-SL7214.7	Maker Space, Table, Lower Shelf Kit, 72"w x 14"d, Black	1-Pair	1.9	60	\$1,000



**Application & Specification Rules**

- > Always ships fully cartoned. 1-per carton
- > Height adjustable 25" – 32", 1" increments
- > 1 1/8" core standard
- > 60" and 72" tables standard with 2 grommets. 36" and 48" tables standard with one grommet
- > Double post leg, includes wire management panel field installed



Model	Description	Size	Leg Type   Height	Units Per Ctn	Cubes Each	Lbs Each	List Price Each Standard	List Price Each Premium
CY13F	Laminate   Flat Edge (F)	24" x 36"	Adjustable 25" - 32"	1	4.5	73.0	\$830	\$980
CY14F	Laminate   Flat Edge (F)	24" x 48"	Adjustable 25" - 32"	1	6.0	88.5	\$840	\$990
CY15F	Laminate   Flat Edge (F)	24" x 60"	Adjustable 25" - 32"	1	7.4	104.0	\$930	\$1,105
CY16F	Laminate   Flat Edge (F)	24" x 72"	Adjustable 25" - 32"	1	8.9	119.7	\$987	\$1,182
CY03F	Laminate   Flat Edge (F)	30" x 36"	Adjustable 25" - 32"	1	4.5	90.2	\$850	\$1,000
CY04F	Laminate   Flat Edge (F)	30" x 48"	Adjustable 25" - 32"	1	6.0	109.0	\$960	\$1,110
CY05F	Laminate   Flat Edge (F)	30" x 60"	Adjustable 25" - 32"	1	7.4	138.0	\$1,155	\$1,330
CY06F	Laminate   Flat Edge (F)	30" x 72"	Adjustable 25" - 32"	1	8.9	155.0	\$1,302	\$1,497

**Model Builder**

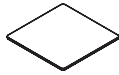


Model	1st Option Glide/Caster	2nd Option Frame Color	3rd Option Top Laminate	4th Option Edge Color
	Nylon (3) \$0 Casters (8) \$82	Black (7) \$0 Titanium (4) \$0	See Appendix A	See Appendix A
<b>CY14F</b>	<b>3</b>	<b>4</b>	<b>7M</b>	<b>0</b>

Model Example: CY14F.3.77M.0



**Application & Specification Rules**

- > Tops and bases are priced and specified separately
- > Separately specified 3" round grommets available for field installation. See page 105 (TA-GR3)
- > Use two (2) 18" diameter bases for racetrack tops
- > Tops and bases ship in separate cartons, field assembly of tops required
- > 1 1/8" core standard
- > Use a single 24" diameter base for 36" and 42" square or round tops

Model	Description	Size	Units Per Ctn	Cubes Each	Lbs Each	List Price Each Standard	List Price Each Premium	
<b>Square</b>								
	DCT-SQ30F	Laminate   Flat Edge (F)	30"	1	1.8	31.9	\$280	\$455
	DCT-SQ36F	Laminate   Flat Edge (F)	36"	1	2.1	44.0	\$300	\$475
<b>Round</b>								
	DCT-RD30F	Laminate   Flat Edge (F)	30"	1	1.8	25.0	\$280	\$455
	DCT-RD36F	Laminate   Flat Edge (F)	36"	1	2.1	37.9	\$300	\$475
	DCT-RD42F	Laminate   Flat Edge (F)	42"	1	5.2	58.2	\$430	\$605
<b>Racetrack</b>								
	DCT-RT3372F	Laminate   Flat Edge (F)	33" x 72"	1	6.0	76.0	\$460	\$677

**Model Builder**

Model	•	1st Option Top Laminate	•	2nd Option Edge Color
		See Appendix A		See Appendix A
<b>DCT-RD30F</b>	<b>•</b>	<b>7M</b>	<b>•</b>	<b>4</b>

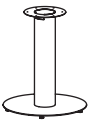
Model Example: DCT-RD30F.7M.4



**Application & Specification Rules**

- > Price is for complete base
- > Bases ship KD with 1- disc base and 1- column in separate boxes, field assembly required
- > Bases and tops are priced, specified and shipped separately
- > Available in 30" table or 42" café heights
- > Disc base includes nylon leveling glides
- > Available in titanium paint finish only
- > Specify one (1) base per round and square tops and two (2) bases for racetrack tops

Model	Size	Disc Base Cubes Each	Disc Base Lbs Each	Column Cubes Each	Column Lbs Each	List Price Each
<b>Base Assembly   30" Table Height</b>						
DCBR-1830.4	18" dia x 30"h	0.5	14.2	2.8	30.2	\$336
DCBR-2430.4	24" dia x 30"h	0.8	24.5	2.8	30.2	\$420
<b>Base Assembly   42" Table Height</b>						
DCBR-1842.4	18" dia x 42"h	0.5	14.2	4.0	41.4	\$399
DCBR-2442.4	24" dia x 42"h	0.8	24.5	4.0	41.4	\$473



Application Guide

	Square Top		Round Top			Racetrack Top
	30"	36"	30"	36"	42"	33" x 72"
30" Table Height	DCBR-1830.4	DCBR-2430.4	DCBR-1830.4	DCBR-2430.4	DCBR-2430.4	DCBR-1830.4
42" Table Height	DCBR-1842.4	DCBR-2442.4	DCBR-1842.4	DCBR-2442.4	DCBR-2442.4	DCBR-1842.4

artcobell



**Application & Specification Rules**

> Always ships fully cartoned.

> Tops and legs ship in separate cartons

> Specified and priced as a complete table (top & legs)

> 1 1/8" core standard

> Adult 21"-29" legs



**Rectangle**

Model	Top Material   Edge	Size	Units Per Ctn	Cubes Each	Lbs Each	List Price Each Standard	List Price Each Premium
1206F	Laminate   Flat Edge (F)	24" x 36"	1	2.1	42.8	\$420	\$570
1210F	Laminate   Flat Edge (F)	24" x 48"	1	4.4	58.6	\$441	\$591
1235F	Laminate   Flat Edge (F)	24" x 60"	1	5.2	69.5	\$494	\$669
1246F	Laminate   Flat Edge (F)	24" x 72"	1	6.0	79.0	\$504	\$694
1220F	Laminate   Flat Edge (F)	30" x 48"	1	5.2	61.5	\$462	\$612
1230F	Laminate   Flat Edge (F)	30" x 60"	1	6.2	79.4	\$494	\$669
1250F	Laminate   Flat Edge (F)	30" x 72"	1	7.2	98.4	\$567	\$762
1240F	Laminate   Flat Edge (F)	36" x 60"	1	7.2	98.4	\$546	\$736
1260F	Laminate   Flat Edge (F)	36" x 72"	1	8.4	109.4	\$578	\$795



**Round**

1281F	Laminate   Flat Edge (F)	42"	1	5.9	65.9	\$494	\$669
1280F	Laminate   Flat Edge (F)	48"	1	7.4	84.3	\$515	\$690



**Square**

1205F	Laminate   Flat Edge (F)	36" x 36"	1	2.9	61.3	\$420	\$595
1215F	Laminate   Flat Edge (F)	42" x 42"	1	6.2	78.7	\$494	\$669
1225F	Laminate   Flat Edge (F)	48" x 48"	1	7.7	92.3	\$515	\$690



**Half Round**

1285F	Laminate   Flat Edge (F)	48"	1	4.4	51.0	\$441	\$616
-------	--------------------------	-----	---	-----	------	-------	-------



**Trapezoid**

1290F	Laminate   Flat Edge (F)	26" x 60"	1	5.8	58.1	\$473	\$648
-------	--------------------------	-----------	---	-----	------	-------	-------



**Horseshoe**

1277F	Laminate   Flat Edge (F)	60" x 66"	1	12.3	125.0	\$861	\$1,182
-------	--------------------------	-----------	---	------	-------	-------	---------



**Kidney**

1275F	Laminate   Flat Edge (F)	48" x 72"	1	10.8	107.0	\$756	\$1,032
-------	--------------------------	-----------	---	------	-------	-------	---------

**Model Builder**

Model	1st Option Glide/Caster	2nd Option Frame Color	3rd Option Top Laminate	4th Option Edge Color
	Nylon (3) \$0	Black (7) \$0 Titanium (4) \$0	See Appendix A	See Appendix A
<b>1275F</b>	<b>3</b>	<b>4</b>	<b>7M</b>	<b>4</b>

Model Example: 1275F.3.4.7M.4



**Application & Specification Rules**

- > Always ships fully cartoned.
- > 1 1/8" core standard

- > Tops and legs ship in separate cartons
- > Adult 21"-29" legs

- > Specified and priced as a complete table (top & legs)



Model	Top Material   Edge	Size	Units Per Ctn	Cubes Each	Lbs Each	List Price Each Standard	List Price Each Premium
<b>Clover</b>							
128CF	Laminate   Flat Edge (F)	48"	1	6.0	64.9	\$525	\$700
<b>Flower</b>							
128FF	Laminate   Flat Edge (F)	60"	1	11.2	119.0	\$777	\$1,098

**Model Builder**

Model	1st Option Glide/Caster	2nd Option Frame Color	3rd Option Top Laminate	4th Option Edge Color
	Nylon (3) \$0	Black (7) \$0 Titanium (4) \$0	See Appendix A	See Appendix A
<b>1275F</b>	<b>3</b>	<b>4</b>	<b>7M</b>	<b>4</b>

Model Example: 1275F.3.4.7M.4

artcobell



**Application & Specification Rules**

- > Standard 3/4" MDF with HPL surface and Permatuff Edge (N)
- > UL Listed UL2040 Folding Rollaway Tables
- > Standard with couplings for ganging
- > Markerboard laminates not available



Model	Top Material   Edge	Size	Bench Height	Units Per Ctn	Cubes Each	Lbs Each	List Price Each
ABC89PN	Laminate   Permatuff Edge (N)	8'w x 29"h	17"	1	30.0	136.0	\$2,037

**Model Builder**

Model	•	1st Option Frame Color	•	2nd Option Top Laminate	•	3rd Option Bench Laminate
		Titanium (4) Black (7)	\$0 \$0	See Appendix A		See Appendix A
<b>ABC89PN</b>	•	<b>4</b>	•	<b>7M</b>	•	<b>7M</b>

Model Example: ABC89PN.4.7M.7M

artcobell

# TEACHER STATIONS



# STATEMENT OF LINE

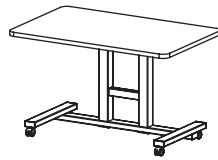
## TEACHER STATIONS



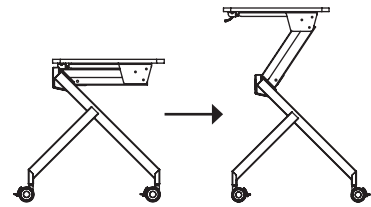
Check out our laminate and NEW edge band colors.



ATPA1F  
**ARISE Podium**



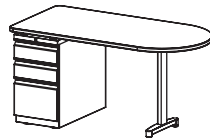
ATPA2F  
**ARISE Double**



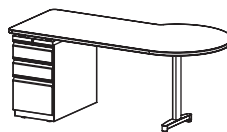
STS-RC2228E  
**Sit-to-Stand**



Rectangular | T-Leg



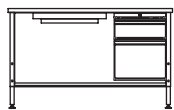
D-Shape | T-Leg



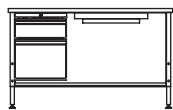
P-Shape | T-Leg

### Discover Teacher Desks

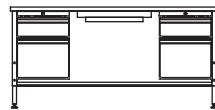
(Specified as individual components)



D4R0HF  
**D400 Series**



D4L0HF



D500HF  
**D500 Series**

**Application & Specification Rules**

- > Fully welded base standard with 50mm hard wheel locking casters
- > Smooth and efficient pneumatic cylinder, one-hand operation
- > Recommended accessories are specified separately and field installed. Tops are not pre-drilled.
- > Unit ships KD, field assembly required
- > Available in titanium and black painted finish

Single



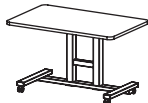
Model	Description	Units Per Ctn	Cubes Each	Lbs Each	List Price Each Standard	List Price Each Premium Markerboard
ATPA1F	24" x 36" Top, Banded Flat Edge, Height Adjustable 29"- 48.5"	1	4.7	88.0	\$1,800	\$1,950

**Model Builder**

Model	1st Option Base Finish	2nd Option Top Laminate	3rd Option Edge Color
	Titanium (4) \$0 Black (7) <b>NEW!</b> \$0	See Appendix A \$0	See Appendix A
<b>ATPA1F</b>	<b>4</b>	<b>7M</b>	<b>4</b>

Model Example: ATPA1F.4.7M.4

Double



Model	Description	Units Per Ctn	Cubes Each	Lbs Each	List Price Each Standard	List Price Each Premium Markerboard
ATPA2F-RC33	30" x 48" Top, Banded Flat Edge	1	4.5	54.3	\$357	\$507
ATPA2F-RC34	30" x 54" Top, Banded Flat Edge	1	5.0	63.5	\$399	\$574
ATPA2F.Base.4	Double Post ATPA base only, Titanium	1	2.1	28.0	\$683	n/a
ATPA2F.Base.7	Double Post ATPA base only, Black <b>NEW!</b>	1	2.1	28.0	\$683	n/a
ATPA2F.Column.4	Double Post ATPA column only, Height Adjustable 29"- 48.5", Titanium	1	4.1	48.0	\$1,943	n/a
ATPA2F.Column.7	Double Post ATPA column only, Height Adjustable 29"-48.5", Black <b>NEW!</b>	1	4.1	48.0	\$1,943	n/a

**Model Builder (top)**

Model	1st Option Top Laminate	2nd Option Edge Color
	See Appendix A \$0	See Appendix A \$0
<b>ATPA2F-RC33</b>	<b>7M</b>	<b>4</b>

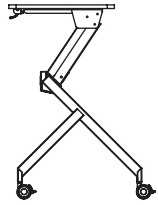
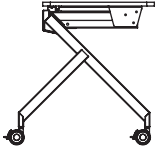
Model Example: ATPA2F-RC33.7M.4.



Sit-to-Stand Desk

Application & Specification Rules

- > Always ships fully cartoned, one unit per carton
- > Ships assembled. Casters are field installed.








Model	Size	Top Material   Edge	Height	Units Per Ctn	Cubes Each	Lbs Each	List Price Each Standard	List Price Each Premium
STS-RC2228E	22"x28"	Laminate 3/4" core   Banded Flat Edge (E)	28"-41"	1.0	13.0	54.0	\$1,400	\$1,462

Model Builder

Model	1st Option Frame Color	2nd Option Top Color	3rd Option Edge Color
	Titanium (4) \$0	See Appendix A	See Appendix A
<b>STS-RC2228E</b>	<b>4</b>	<b>4E</b>	<b>4</b>

Model Example: STS-RC2228E.4.4E.4




	Model	Description	Units Per Ctn	Cubes Each	Lbs Each	List Price Each
	<b>Poly Book Box, Single Pack</b>					
	TA-1BBP16	16"w x 13.25"d x 3.5"h, Poly	1	1.5	3.0	\$53
	<b>Wire Book Box, Single Pack</b>					
	TA-1BBW15	15"w x 13.25"d x 5.25"h, Chrome	1	1.4	4.0	\$110
	<b>Rails/Totes (totes also work with Makerspace Cabinets)</b>					
	TA-TTR.2	Tote Tray Rails	2 PK	0.5	1.0	\$147
	TA-TTR.6	Tote Tray Rails	6 PK	1.0	3.0	\$431
	MSCA-TK1203.T	Tray Kit, 3"h x 12"w, Translucent, 6-Pack	6 PK	1.6	10.6	\$210
	<b>Backpack Hook</b>					
	TA-BPH1	2.25"w x 1.22"d x 2.35"h, Chrome, 1-Pack	1	0.1	0.1	\$24
	<b>Grommet</b>					
	TA-GR3	3" Round Grommet (Black)	1	0.2	<1	\$21
	<b>Mobile Pedestal</b>					
	DPM-BFR.L.4	Box/File, Locking (Titanium)	1	6.0	61.0	\$599
	DPM-BFR.L.7	Box/File, Locking (Black) <b>NEW!</b>	1	6.0	61.0	\$599

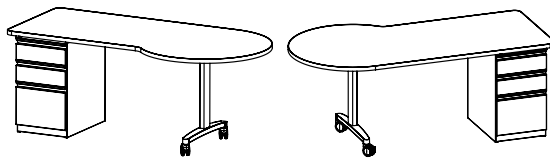


**Application & Specification Rules**


- > Specify Top, Pedestal, Leg Kit and Accessories. All components specified, priced and shipped separately
- > Requires field installation of top, pedestal and legs

**Tops**

Model	Size	Units Per Ctn	Cubes Each	Lbs Each	List Price Each Standard	List Price Each Premium Markerboard
<b>Rectangular Top</b>						
 DTDT-RC2448F	24"d x 48"w	1	3.7	44.4	\$336	\$486
DTDT-RC2460F	24"d x 60"w	1	4.5	58.9	\$380	\$555
DTDT-RC2472F	24"d x 72"w	1	5.3	69.7	\$420	\$610
DTDT-RC3048F	30"d x 48"w	1	4.5	54.3	\$357	\$507
DTDT-RC3060F	30"d x 60"w	1	5.5	72.6	\$399	\$574
DTDT-RC3072F	30"d x 72"w	1	6.5	90.6	\$473	\$668
<b>D-Shape Top</b>						
 DTDT-D3060F	30"d x 60"w	1	5.5	72.6	\$420	\$595
DTDT-D3072F	30"d x 72"w	1	6.5	90.6	\$494	\$689
<b>P-Shape Top</b>						
 DTDT-PR3072F	30"d x 72"w	1	7.7	108.2	\$525	\$720
DTDT-PL3072F	30"d x 72"w	1	7.7	108.2	\$525	\$720



Both configurations use top: **DTDT-PR3072**




Both configurations use top: **DTDT-PL3072**

**Model Builder**

Model	Option 1 Top Laminate	Option 2 Edge Color
	See Appendix A	See Appendix A
<b>DTDT-RC3072F</b>	<b>7M</b>	<b>4</b>


Model Example: DTDT-RC3072F.7M.4

**Leg Supports**

Model	Description	Units Per Ctn	Cubes Each	Lbs Each	List Price Each
 DTLK-1TF29C.4	18" T-Leg, 1Pk, 75mm Casters, Titanium	1	0.9	6.0	\$315
DTLK-1TF29C.7	18" T-Leg, 1Pk, 75mm Casters, Black	1	0.9	6.0	\$315
DTLK-1TF2924C.4	24" T-Leg, 1 Pk, 75mm Casters, Titanium	1	0.9	6.0	\$315
DTLK-1TF2924C.7	24" T-Leg, 1 Pk, 75mm Casters, Black	1	0.9	6.0	\$315

**Pedestals**

- > File drawer has high sides for front to back filing
- > Box drawer includes pencil tray and drawer divider
- > Drawers feature steel ball-bearing drawer slides
- > File drawer includes follower block
- > Standard with lock / keyed alike
- > Standard with full radius drawer pull

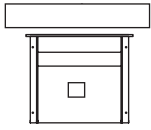


Model	Drawers	Description	Units Per Ctn	Cubes Each	Lbs Each	List Price Each
DPF-BBFR.L.4	Box/Box/File	27"h x 15"w x 23"d, Casters, Titanium	1	9.8	52.0	\$756
DPF-BBFR.L.7	Box/Box/File	Freestanding Support Pedestal, Casters, Black	1	9.8	52.0	\$756



Center Drawer

> Field installed only

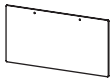


Model	Description	Units Per Ctn	Cubes Each	Lbs Each	List Price Each
TA-CD.4	Titanium, 2.5”h x 20.75”w x 19.75”d	1	1.0	12.0	\$153
TA-CD.7	Black, 2.5”h x 20.75”w x 19.75”d <b>NEW!</b>	1	1.0	12.0	\$153

Screens

> 12”h screens may be installed in two positions. Up as a privacy screen (9”h above work surface) or down as a modesty panel (12” below work surface)

> Clear-frosted acrylic screens, includes brackets and hardware for field installation



Model	Size	Units Per Ctn	Cubes Each	Lbs Each	List Price Each
TA-SA1224.F	12”h x 24”w	1	0.3	4.0	\$220
TA-SA1236.F	12”h x 36”w	1	0.5	5.8	\$300

Grommet

Application & Specification Rules

> Fits in 3” round hole, field installed

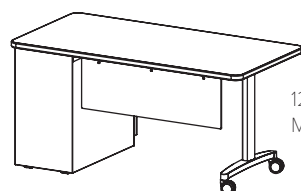
> Black only, no color specification



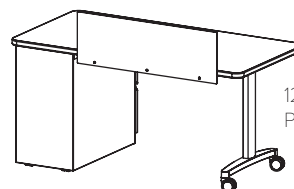
Model	Description	Units Per Ctn	Cubes Each	Lbs Each	List Price Each
TA-GR3	3” Round   Black Only	1	0.2	< 1	\$21

Application Guide | Teacher Desk

Top Shape	Pedestal Configuration	Desk Width	Use Screen Width
Rectangular	Single	48”w	24”w Screen
		60”w	36”w Screen
		72”W	36”w Screen
D-Shape	Single	60”W	24”w Screen
		72”W	36”w Screen
P-Shape	Single	72”W	24”w Screen



12”h Screen Modesty Position

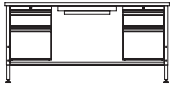


12”h Screen Privacy Position

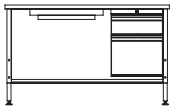


**Application & Specification Rules**

- > All desks are height adjustable 27" – 36" in 1" increments
- > Fully welded frame and modesty panel
- > Special pallet required for LTL shipping. See note at bottom of page
- > 3" casters must be purchased separately for field installation. Casters extend height range to 38"
- > Specify 3" round grommet separately for field installation. See page 108 (TA-GR3)
- > All pedestals are box/file configuration. Pedestals are standard locking with common key
- > All models standard with non-locking center drawer



D500HF shown



D4R0HF shown

Model	Description	Size	Units Per Ctn	Cubes Each	Lbs Each	List Price Each Standard	List Price Each Premium Markerboard
<b>D500 Series</b>							
D500HF	Double Pedestal, Center Drawer, Flat Edge (F)	30" x 60"	1	29.2	178.0	\$2,000	\$2,175
<b>D400 Series</b>							
D4R0HF	Single Pedestal, RH, Center Drawer, Flat Edge (F)	30" x 48"	1	23.6	147.2	\$1,550	\$1,700
D4L0HF	Single Pedestal, LH, Center Drawer, Flat Edge (F)	30" x 48"	1	23.6	147.2	\$1,550	\$1,700

**Model Builder**

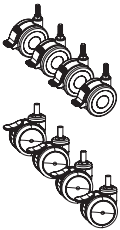
Model	1st Option Glide/Caster	2nd Option Frame Color	3rd Option Top Laminate	4th Option Edge Color
	Nylon (3) \$0	Black (7) \$0	See Appendix A	See Appendix A
<b>D500HF</b>	<b>3</b>	<b>7</b>	<b>3L</b>	<b>0</b>

Model Example: D500HF.3.7.4L.0

**Caster Pack**

**Application & Specification Rules**

- > Use with all medium or heavy duty table legs
- > Recommended weight capacity per caster = 125 lbs. (e.g., 2 casters = 250 lb. capacity)
- > Adjustable height table may be used with two (2) or four (4) casters
- > Adjustable height range with casters varies with caster selection



Model	Description	Units Per Ctn	Cubes Each	Lbs Each	List Price Each Each
TA-CPTD3	Locking   4-Pack   75mm	4	0.1	2	\$100
TA-CPMS75T4	Locking   4-Pack   75mm NXT MOV Caster for DTMA + DTMF	4	0.1	2	\$231

**LTL Carton Information**

- > Specify for all LTL shipments
- > One LTL pack required per desk
- > Use for D400 and D500 Series only

Model	Description	List Price Each
SPD4	Use with D4 pre fix models	\$70
SPD5	Use with D5 pre fix models	\$70

# STORAGE

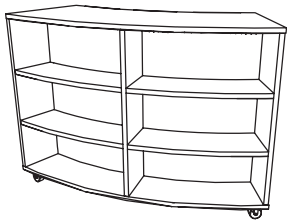


# STATEMENT OF LINE

## STORAGE



**NOW AVAILABLE.**  
New TFL designs  
added to Storage  
options.



ASFVSC-1742F  
ASFVSC-1748F

**Single  
Radius Cabinet**  
Mobile Shelves



ADFVSC-2042F  
ADFVSC-2048F

**Double Face  
Radius Cabinet**



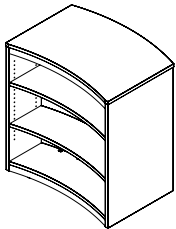
ASFVS-1742F  
ASFVS-1748F

**Single  
Linear Cabinet**



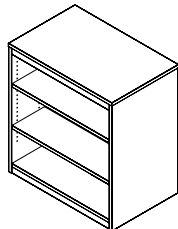
ADFVS-2042F  
ADFVS-2048F

**Double Face  
Linear Cabinet**



ADFMC-2442F  
ADFMC-2448F

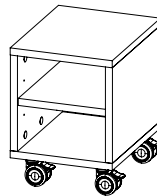
**Double Face  
Curved**



ADFM-2442F  
ADFM-2448F

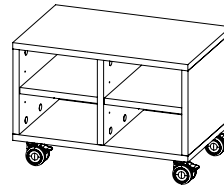
**Double Face  
Linear**

Mobile Library Shelves

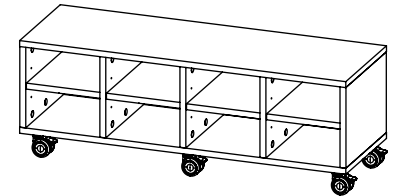


AMTC2

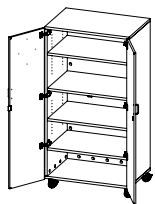
Mobile Cubbies



AMTC4



AMTC8



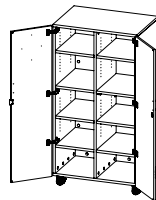
ALTS-3668  
ALTS-4868

**Shelves**



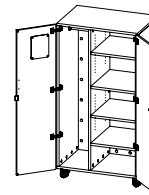
ALTSFD-3668  
ALTSFD-4868

**Shelves w/File**



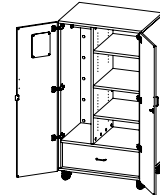
ALDS-3668  
ALDS-4868

**Divided Shelves**



ALTW-3668  
ALTW-4868

**Shelves**



ALTWFD-3668  
ALTWFD-4868

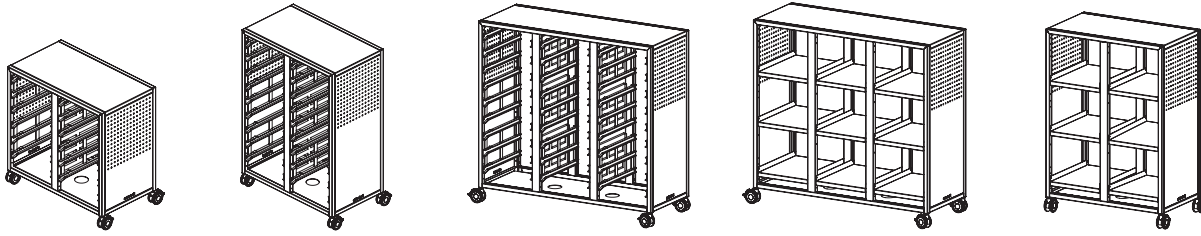
**Shelves w/File**

Tall Mobile Storage (Shelves)

Wardrobe Mobile Storage

# STATEMENT OF LINE

## STORAGE



MSC-230PX  
30"h

MSC-242PX  
42"h

MSC-342PX  
42"h

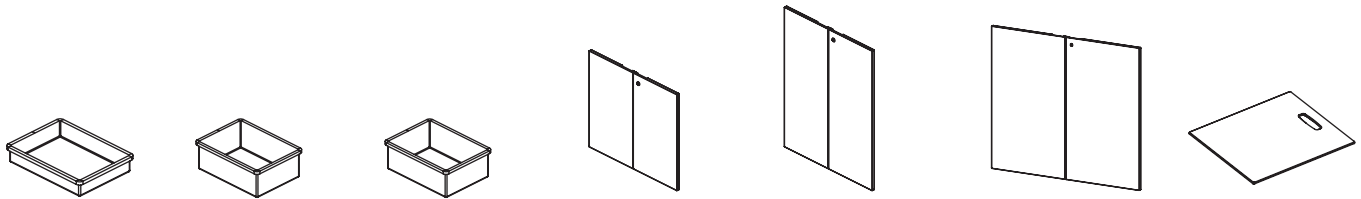
MSC-342PC  
42"h

MSC-242PC  
42"h

### Cabinets w/Rail System

### Maker Space Mobile Cabinets

### Cabinets w/Cubbies



MSCA-TK1203

MSCA-TK1206

MSCA-TK1212

MSCA-DK2303

MSCA-DK2423

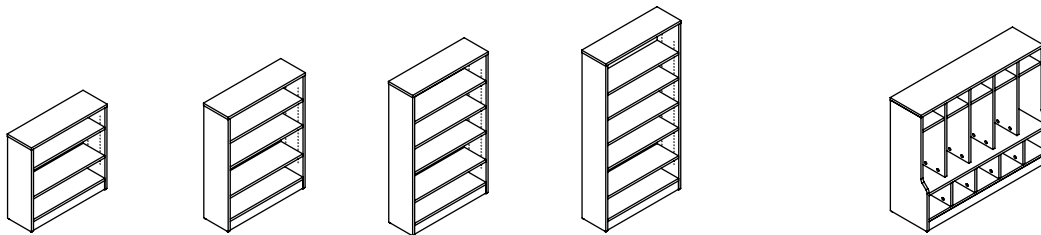
MSCA-DK3423

MSCA-SK1216

### Tray Kits

### Door Kit

### Shelf Kit



A1236MBC

A1248MBC

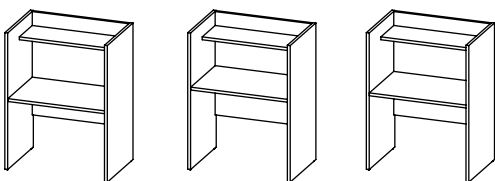
A1260MBC

A1272MBC

ASCL-6048

### Book Shelves

### Coat Locker



ASC-3648-25

ASC-3648-27

ASC-3648-29

### Study Carrels



**Application & Specification Rules**

- > Ships fully cartoned on pallet.
- > Note add-on carton pricing for LTL shipments.
- > Back panels are standard titanium paint finish
- > 1" core standard
- > Standard with magnets on the outer side for docking
- > Painted back panel (black, white) available for premium
- > Standard with 75mm NXT MOV (grey) locking casters
- > Edge band matches laminate selection
- > Works with Soft Seating SS-BC18 Curved Bench and SS-RC1842 Rectangle Bench



Base Model	Description	Size	Cubes Each	Lbs Each	List Price Each Standard
<b>Curved Mobile Shelves: Single-Sided</b>					
ASFVSC-1742F.4	Curved, Single-Sided, Titanium	42"h x 60"w x 17"d	36.5	228	\$2,600
ASFVSC-1742F.W	Curved, Single-Sided, White	42"h x 60"w x 17"d	36.5	228	\$2,900
ASFVSC-1742F.7	Curved, Single-Sided, Black	42"h x 60"w x 17"d	36.5	228	\$2,900
ASFVSC-1748F.4	Curved, Single-Sided, Titanium	48"h x 60"w x 17"d	41.8	260	\$2,990
ASFVSC-1748F.W	Curved, Single-Sided, White	48"h x 60"w x 17"d	41.8	260	\$3,290
ASFVSC-1748F.7	Curved, Single-Sided, Black	48"h x 60"w x 17"d	41.8	260	\$3,290
SP-ASFVSC	LTL carton packaging for Cabinets				\$151



<b>Curved Mobile Shelves: Double-Sided</b>					
ADFVSC-2042F.4	Curved, Double-Sided, Titanium	42"h x 60"w x 20"d	42.7	267	\$3,100
ADFVSC-2042F.W	Curved, Double-Sided, White	42"h x 60"w x 20"d	42.7	267	\$3,400
ADFVSC-2042F.7	Curved, Double-Sided, Black	42"h x 60"w x 20"d	42.7	267	\$3,400
ADFVSC-2048F.4	Curved, Double-Sided, Titanium	48"h x 60"w x 20"d	48.8	305	\$3,565
ADFVSC-2048F.W	Curved, Double-Sided, White	48"h x 60"w x 20"d	48.8	305	\$3,865
SP-ADFVSC	LTL carton packaging for Cabinets				\$153



<b>Linear Mobile Shelves: Single-Sided</b>					
ASFVS-1742F.4	Linear, Single-Sided, Titanium	42"h x 42"w x 17"d	21.3	142	\$2,300
ASFVS-1742F.W	Linear, Single-Sided, White	42"h x 42"w x 17"d	21.3	142	\$2,600
ASFVS-1742F.7	Linear, Single-Sided, Black	42"h x 42"w x 17"d	21.3	142	\$2,600
ASFVS-1748F.4	Linear, Single-Sided, Titanium	48"h x 42"w x 17"d	24.4	162	\$2,645
ASFVS-1748F.W	Linear, Single-Sided, White	48"h x 42"w x 17"d	24.4	162	\$2,945
ASFVS-1748F.7	Linear, Single-Sided, Black	48"h x 42"w x 17"d	24.4	162	\$2,945
SP-ASFVS	LTL carton packaging for Cabinets				\$145



<b>Linear Mobile Shelves: Double-Sided</b>					
ADFVS-2042F.4	Linear, Double-Sided, Titanium	42"h x 42"w x 20"d	25.8	162	\$2,800
ADFVS-2042F.W	Linear, Double-Sided, White	42"h x 42"w x 20"d	25.8	162	\$3,100
ADFVS-2042F.7	Linear, Double-Sided, Black	42"h x 42"w x 20"d	25.8	162	\$3,100
ADFVS-2048F.4	Linear, Double-Sided, Titanium	48"h x 42"w x 20"d	29.5	185	\$3,220
ADFVS-2048F.W	Linear, Double-Sided, White	48"h x 42"w x 20"d	29.5	185	\$3,520
ADFVS-2048F.7	Linear, Double-Sided, Black	48"h x 42"w x 20"d	29.5	185	\$3,520
SP-ADFVS	LTL carton packaging for Cabinets				\$147

**Model Builder**

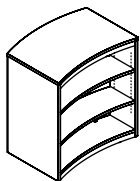
Base Model	•	1st Option Laminate
		See Appendix A
<b>ASFVS-1742F.4</b>	<b>•</b>	<b>7M</b>

Model Example: ASFVS-1742F.4.7M

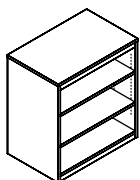


**Application & Specification Rules**

- > Ships fully cartoned on pallet.
- > 1" core standard
- > Concealed caster models have 75mm NXT MOV (grey) non-locking casters
- > Note add-on carton pricing for LTL shipments.
- > Back panels are standard titanium paint finish. Black and white paint are available for premium.
- > Edge band matches laminate selection



Base Model	Description	Size	Cubes Each	Lbs Each	List Price Each Standard
<b>Double Face Curved</b>					
ADFMC-2442F.4	Curved, Double-Sided, Titanium	42"h x 37.25"w x 24"d	25.0	171.0	\$2,400
ADFMC-2442F.W	Curved, Double-Sided, White	42"h x 37.25"w x 24"d	25.0	171.0	\$2,700
ADFMC-2442F.7	Curved, Double-Sided, Black	42"h x 37.25"w x 24"d	25.0	171.0	\$2,700
ADFMC-2448F.4	Curved, Double-Sided, Titanium	48"h x 37.25"w x 24"d	36.0	245.0	\$2,480
ADFMC-2448F.W	Curved, Double-Sided, White	48"h x 37.25"w x 24"d	36.0	245.0	\$2,780
ADFMC-2448F.7	Curved, Double-Sided, Black	48"h x 37.25"w x 24"d	36.0	245.0	\$2,780
SP-ADFMC	LTL carton packaging for Cabinets				\$145



Base Model	Description	Size	Cubes Each	Lbs Each	List Price Each Standard
<b>Double Face Linear</b>					
ADFM-2442F.4	Linear, Double-Sided, Titanium	42"h x 37.25"w x 24"d	20.3	200.0	\$1,700
ADFM-2442F.W	Linear, Double-Sided, White	42"h x 37.25"w x 24"d	20.3	200.0	\$2,000
ADFM-2442F.7	Linear, Double-Sided, Black	42"h x 37.25"w x 24"d	20.3	200.0	\$2,000
ADFM-2448F.4	Linear, Double-Sided, Titanium	48"h x 37.25"w x 24"d	23.2	227.0	\$1,880
ADFM-2448F.W	Linear, Double-Sided, White	48"h x 37.25"w x 24"d	23.2	227.0	\$2,180
ADFM-2448F.7	Linear, Double-Sided, Black	48"h x 37.25"w x 24"d	23.2	227.0	\$2,180
SP-ADFM	LTL carton packaging for Cabinets				\$146

**Model Builder**

Base Model	• 1st Option Laminate
	See Appendix A
<b>ADFMC-2442F.4</b>	<b>• 7M</b>

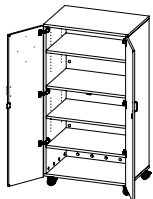
Model Example: ADFMC-2442F.4

artcobell

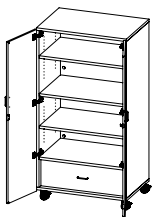


**Application & Specification Rules**

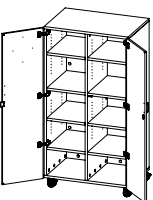
- > Ships fully cartoned on pallet  
 > Note add-on carton pricing for LTL shipments.
- > 1" core standard; doors are 3/4" core.  
 > Back panels and edge banding match laminate selection.
- > 75mm NXT MOV (grey) locking casters standard



Model	Description	Size	Cubes Each	Lbs Each	List Price Each Standard
<b>Shelves</b>					
ALTS-3668	36"-wide, Tall Storage, casters	68"h x 36"w x 24"d	34.0	451.0	\$2,500
ALTS-4868	48"-wide, Tall Storage, casters	68"h x 48"w x 24"d	45.3	600.0	\$2,700
SP-AL3668	LTL carton packaging for ALTS-3668				\$160
SP-AL4868	LTL carton packaging for ALTS-4868				\$177



<b>Shelves w/File</b>					
ALTSFD-3668	36"-wide, Tall Storage w/file drawer, casters	68"h x 36"w x 24"d	34.0	323.0	\$3,000
ALTSFD-4868	48"-wide, Tall Storage w/file drawer, casters	68"h x 48"w x 24"d	45.3	431.0	\$3,800
SP-AL3668	LTL carton packaging for ALTSFD-3668				\$160
SP-AL4868	LTL carton packaging for ALTSFD-4868				\$177



<b>Divided Shelves</b>					
ALDS-3668	36"-wide, Tall Storage, divided, casters	68"h x 36"w x 24"d	34.0	320.0	\$2,600
ALDS-4868	48"-wide, Tall Storage, divided, casters	68"h x 48"w x 24"d	45.3	455.0	\$2,850
SP-AL3668	LTL carton packaging for ALDS-3668				\$160
SP-AL4868	LTL carton packaging for ALDS-4868				\$177

**Model Builder**

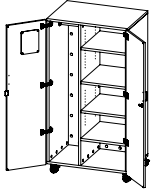
Base Model	• 1st Option Laminates
	See Appendix A
<b>ALTS-3668</b>	<b>• 7M</b>

Model Example: ALTS-3668.7M

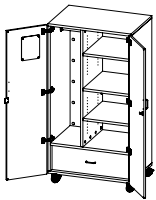


**Application & Specification Rules**

- > Ships fully cartoned on pallet
- > Note add-on carton pricing for LTL shipments.
- > 1" core standard; doors are 3/4" core.
- > Back panels and edge banding match laminate selection.
- > 75mm NXT MOV (grey) locking casters standard
- > 8x10 mounted mirror standard on left side door



Model	Description	Size	Cubes Each	Lbs Each	List Price Each Standard
<b>Wardrobe</b>					
ALTW-3668	36"-wide, Wardrobe, casters	68"h x 36"w x 24"d	34.0	320.0	\$2,780
ALTW-4868	48"-wide, Wardrobe, casters	68"h x 48"w x 24"d	45.3	455.0	\$2,980
SP-AL3668	LTL carton packaging for ALTW-3668				\$160
SP-AL4868	LTL carton packaging for ALTW-4868				\$177



Model	Description	Size	Cubes Each	Lbs Each	List Price Each Standard
<b>Wardrobe w/File</b>					
ALTWFD-3668	36"-wide, Wardrobe w/file drawer, casters	68"h x 36"w x 24"d	34.0	353.0	\$3,650
ALTWFD-4868	48"-wide, Wardrobe w/file drawer, casters	68"h x 48"w x 24"d	45.3	471.0	\$3,990
SP-AL3668	LTL carton packaging for ALTWFD-3668				\$160
SP-AL4868	LTL carton packaging for ALTWFD-4868				\$177

**Model Builder**

Base Model	• 1st Option Laminate
	See Appendix A
<b>ALTW-3668</b>	<b>• 7M</b>

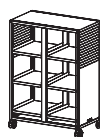
Model Example: ALTW3668.7M

artcobell






**Application & Specification Rules**

- > Cabinets are available in 30" or 42" heights.
- > Top and back panels are not perforated
- > Bottom panel is standard with a 3" round grommet for power or cord management
- > Standard with 75mm casters. Casters ship unattached in carton for field installation. NXT MOV Caster (grey) can be ordered separately and field installed.
- > All panels are standard white paint finish
- > Cabinets are specified and priced WITHOUT trays or shelves
- > Side panels are standard with pegboard holes
- > Frame is standard in titanium paint finish
- > Trays, shelves and other accessories must be specified separately

	Model	Description	Units Per Ctn	Cubes Each	Lbs Each	List Price Each
	<b>2-Column With Rails, 30" h</b>					
	MSC-230PX.4.W	30" h x 30.6" w x 20" d, w/Rails	1	9.4	92.0	\$1,806
	<b>2-Column With Rails, 42" h</b>					
	MSC-242PX.4.W	42" h x 30.6" w x 20" d, w/Rails	1	13.3	112.0	\$2,142
	<b>2-Column With Cubbies, 42" h</b>					
	MSC-242PC.4.W	42" h x 30.6" w x 20" d, w/Cubbies	1	13.3	147.0	\$2,394
	<b>3-Column With Rails, 42" h</b>					
	MSC-342PX.4.W	42" h x 44.5" w x 20" d, w/Rails	1	21.0	168.0	\$2,961
	<b>3-Column With Cubbies, 42" h</b>					
	MSC-342PC.4.W	42" h x 44.5" w x 20" d, w/Cubbies	1	21.0	220.0	\$3,339

**Application & Specification Rules**

- > 1 rail opening for 3" tray or shelf
- > 2 rail openings for 6" tray
- > Shelf can be substituted for 3" tray

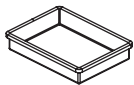
	Model	MSCA-TK1203.T (3" Tray)	MSCA-TK1206.T (6" Tray)	MSCA-TK1212.T (12" Tray)
	MSC-230PX.4.W	12 Trays	6 Trays	4 Trays
	MSC-242PX.4.W	18 Trays	8 Trays (+2 - 3" Trays)	6 Trays
	MSC-342PX.4.W	27 Trays	12 Trays (+3 - 3" Trays)	9 Trays



### Tray Kits

#### Application & Specification Rules

- > Trays are 16.5"D
- > Trays are priced and specified as kits only. Six (6) trays per kit
- > Trays are standard with integrated front handle




Model	Description	Units Per Ctn	Cubes Each	Lbs Each	List Price Each
MSCA-TK1203.T	Makerspace, Tray Kit, 3"h x 12"w x 16.5"d, Translucent, 6-Pack	6 PK	1.6	10.6	\$210
MSCA-TK1206.T	Makerspace, Tray Kit, 6"h x 12"w x 16.5"d, Translucent, 6-Pack	6 PK	2.8	14.4	\$294
MSCA-TK1212.T	Makerspace, Tray Kit, 12"h x 12"w x 16.5"d, Translucent, 2-Pack	2 PK	2.8	14.4	\$174

### Shelf Kit

#### Application & Specification Rules

- > White Acrylic shelves
  - > Six (6) shelves per kit
  - > Removable. Must lift to remove.
- > Shelf kits are priced and specified as kits only

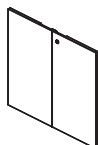


Model	Description	Units Per Ctn	Cubes Each	Lbs Each	List Price Each
MSCA-SK1216.W	Makerspace, Cabinet, Shelf Kit, 12"w x 16"d, 6-Pack	6 PK	0.43	13	\$819

### Door Kit

#### Application & Specification Rules

- > Laminate surfaces
  - > Specify for 30" or 42" height cabinet
  - > Field installation required
- > Standard locking
- > Titanium painted edge



Model	Description	Units Per Ctn	Cubes Each	Lbs Each	List Price Each Standard	List Price Each Premium Markerboard
MSCA-DK230T	Makerspace, Cabinet, RH & LH Door Kit, 2-Column, 30"h	1 pair	0.78	28.0	\$378	\$598
MSCA-DK242T	Makerspace, Cabinet, RH & LH Door Kit, 2-Column, 42"h	1 pair	1.11	36.0	\$457	\$677
MSCA-DK342T	Makerspace, Cabinet, RH & LH Door Kit, 3-Column, 42"h	1 pair	1.70	54.0	\$625	\$895

#### Model Builder

Model	• 1st Option Door Color
	See Appendix A
<b>MSCA-DK230T</b>	<b>• 7M</b>

Model Example: MSCA-DK230T.7M

### Caster Pack

#### Application & Specification Rules

- > Use with all medium or heavy duty table legs
  - > Adjustable height table may be used with two (2) or four (4) casters
  - > Adjustable height range with casters varies with caster selection
- > Recommended weight capacity per caster = 125 lbs. (e.g., 2 casters = 250 lb. capacity)



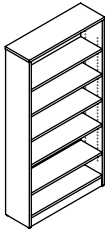
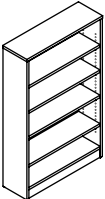
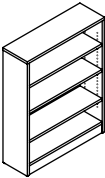
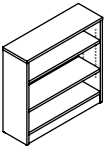
Model	Description	Units Per Ctn	Cubes Each	Lbs Each	List Price Each
TA-CPMS75T4	Locking   4-Pack   75mm NXT MOV Caster	4	0.1	2	\$231

artcobell



**Application & Specification Rules**

- > Ships fully cartoned on pallet.
- > Note add-on carton pricing for LTL shipments.
- > Bookshelves are 12"d
- > Back panels match shelving and case.
- > 1" core standard
- > Edge band matches laminate selection



Base Model	Description	Cubes Each	Lbs Each	List Price Each Standard
<b>36"h</b>				
A1236MBC	36"h x 37 1/4"w x 12"d	12.1	87.0	\$660
SP-A1236	Super Packs for Bookshelves			\$133
<b>48"h</b>				
A1248MBC	48"h x 37 1/4"w x 12"d	15.9	102.0	\$770
SP-A1248	Super Packs for Bookshelves			\$140
<b>60"h</b>				
A1260MBC	60"h x 37 1/4"w x 12"d	19.8	117.0	\$1,040
SP-A1260	Super Packs for Bookshelves			\$164
<b>72"h</b>				
A1272MBC	72"h x 37 1/4"w x 12"d	23.6	140.0	\$1,250
SP-A1272	Super Packs for Bookshelves			\$171

**Model Builder**

Base Model	•	1st Option Laminate
		See Appendix A
<b>A1236MBC</b>	•	<b>7M</b>

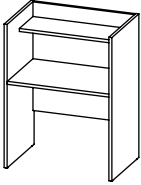
Model Example: A1236MBC.7M

artcobell



**Application & Specification Rules**

- > Ships fully cartoned on pallet
  - > 1" core standard
  - > Back panels, work surface and edge banding match laminate selection.
- > Note add-on carton pricing for LTL shipments.



Model	Description	Size	Cubes Each	Lbs Each	List Price Each Standard
ASC-3648-25	25"h worksurface	48"h x 36"w x 24"d	24.0	137.0	\$1,400
ASC-3648-27	27"h worksurface	48"h x 36"w x 24"d	24.0	137.0	\$1,400
ASC-3648-29	29"h worksurface	48"h x 36"w x 24"d	24.0	137.0	\$1,400
SP-ASC	Super Packs for Carrels				\$146

**Model Builder**



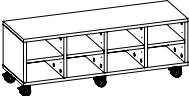
Base Model	• 1st Option Laminate
	See Appendix A
ASC-3648-25	• 7M

Model Example: ASC-3648-25.7M



**Application & Specification Rules**

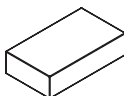
- > Ships fully cartoned. Note add-on carton pricing for LTL shipments.
- > Back panels are standard white TFL
- > 1" core standard
- > Edge band matches laminate selection
- > Standard with 75mm NXT MOV (grey) locking casters
- > Works with Maker Space totes (see page 1159)

Base Model	Description	Size	Cubes Each	Lbs Each	List Price Each Standard
<b>Cubbies</b>					
 AMTC2	One-column rolling storage, includes 1 shelf	19.5"h x 14.5"w x 18.2"d	3.5	50	\$720
SP-AMTC2	Super Packs for AMTC2				\$112
 AMTC4	Two-column rolling storage, includes 2 shelves	19.5"h x 28"w x 18.2"d	5.2	90	\$1,010
SP-AMTC4	Super Packs for AMTC4				\$125
 AMTC8	Four-column rolling storage, includes 4 shelves	19.5"h x 55"w x 18.2"d	7	131	\$1,350
SP-AMTC8	Super Packs for AMTC8				\$132
<b>Extra Shelf</b>					
AMTC-SHELF	Extra Shelf for Mobile Cubbie - 1" Core	1"h x 12.5"w x 17.8"d	1	8.5	\$100

**Model Builder**

Base Model	1st Option Back Color	2nd Option Laminate
	White ONLY	See Appendix A
<b>AMTC2</b>	<b>90</b>	<b>7M</b>

Cubby Model Example: AMTC2.90.7M

								List Price Each		
Model	Description	Dimensions	Seat Height	Units Per Ctn	Cubes Each	Lbs Each	Grade 1	Grade 2	Grade 3	
<b>Rectangle Pad (Works with AMTC Mobile Cubbies)</b>										
 SS-TCG1814	Seat Pad, Black Gripper Bottom	18"w x 14.5"d	2.25"	1	1	2.5	\$350	\$450	\$550	
SS-TCG1828	Seat Pad, Black Gripper Bottom	18"w x 28"d	2.25"	1	2.6	5	\$400	\$500	\$600	
SS-TCG1855	Seat Pad, Black Gripper Bottom	18"w x 55"d	2.25"	1	4.5	9	\$500	\$650	\$850	

**Model Builder**

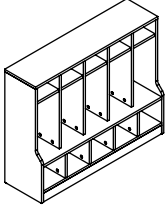
Model	1st Option Fabric Color
	See Appendix A
<b>SS-TCG1814</b>	<b>S08</b>

Model Example: SS-TCG1814.S08



**Application & Specification Rules**

- > Ships fully cartoned on pallet
- > 1" core standard
- > Back panels are standard white TFL
  
- > Edge banding matches laminate selection



Model	Description	Size	Cubes Each	Lbs Each	List Price Each Standard
ASCL-6048	Single-faced, coat locker, backpack storage	48"h x 60"w x 18"d	30	267	\$1,950
SP-ASCL-6048	Super Packs for Coat Locker				\$155

**Model Builder**

Base Model	1st Option Back Color	2nd Option Laminate
	White ONLY	See Appendix A
<b>ASCL-6048</b>	<b>90</b>	<b>7M</b>

Model Example: ASCL-6048.7M

# PROJECT



# STATEMENT OF LINE

## PROJECT



View available materials + finishes.



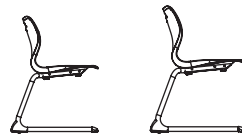
AS4L16-1 AS4L18-1

Four Leg



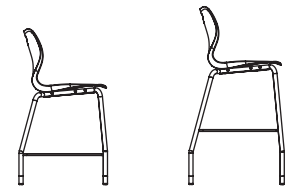
AS4C16-1 AS4C18-1

Four Leg Caster



ASCL16-1 ASCL18-1

Cantilever



AS4ST24-1 AS4ST30-1

Four Leg Stool

## ALPHABET SEATING



ASTA18-1 ASST18-1

Task Chair Swivel Stool



7SD4F300 7SD4F306 7SD3F30 7SD4F30T

7SD Series



D85A | D85X

Sled Combo Desks

## STUDENT DESKS

# STATEMENT OF LINE

## PROJECT



Rectangle

Expanse

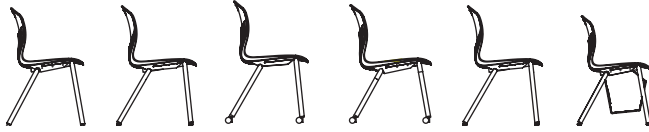
Chevron

Half-Round

T-Leg Tables | Nesting

T-Leg Table | Fixed

### TABLES



D10A-1

D10X-1

D16A-1

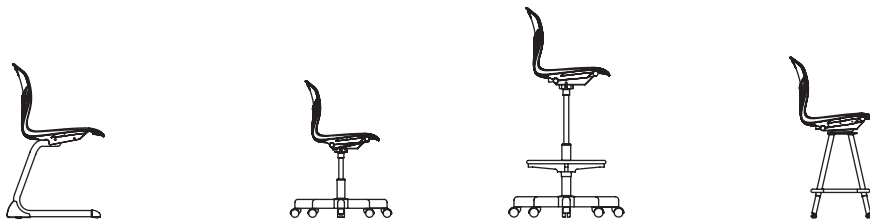
D16X-1

D109-1

D15A-1

Four Leg Stacking Chair

### DISCOVER SEATING



D30A-1

DP9A-1  
DP9X-1

DL9A-1  
DL9X-1

D99A-1  
D99X-1

Cantilever Chair

Task Chair

Swivel Stool

Four Leg Swivel Stool



Four Leg Chair with Seat Pad

Application & Specification Rules

- > Always ships fully cartoned.
- > Chairs stack four (4) high.
- > Order in multiples of 4 (full carton quantity)
- > Seat pads available in Grade 1 fabrics only.



Model	Description	Seat Height	Units Per Ctn	Cubes Each	Lbs Each	List Price Each
AS4L16-1	Seat Pad	16"	4	3.8	13.1	\$380
AS4L18-1	Seat Pad	18"	4	3.8	13.6	\$380

Model Builder

Model	1st Option Glide	2nd Option Frame Color	3rd Option Shell Color	4th Option Fabric Color
	Nylon (3) \$0 Steel (1) \$0 Non-Skid (2) \$10 Felt (F) \$10 Boot Indigo (M) \$10 Onyx (D) \$10 Graphite (G) \$10 Ruby Red (V) \$10 Q-Ball (7) \$10	Chrome (5) \$0 Titanium (4) \$0 Black (7) \$0 White (W) \$26	See Appendix A	See Appendix A \$0
<b>AS4L16-1</b>	<b>3</b>	<b>4</b>	<b>M</b>	<b>S16</b>

Model Example: AS4L16-1.3.4.M.S16

Please note standard quantities for all seating products. There is a \$5/unit net carton fee for less-than-carton quantity orders.



### Four Leg Caster Chair

#### Application & Specification Rules

> Always ships fully cartoned

> Order in multiples of 4 (full carton quantity)

> Seat pads available in Grade 1 fabrics only.



Model	Description	Seat Height	Units Per Ctn	Cubes Each	Lbs Each	List Price Each
AS4C16-1	Seat Pad	16"	4	3.8	14.3	\$425
AS4C18-1	Seat Pad	18"	4	3.8	14.8	\$425

#### Model Builder

Model	1st Option Glide	2nd Option Frame Color	3rd Option Shell Color	4th Option Fabric Color
	Hard Wheel Caster (H) \$0 NXT MOV Caster (C) \$8	Chrome (5) \$0 Titanium (4) \$0 Black (7) \$0 White (W) \$26	See Appendix A	See Appendix A \$0
<b>AS4C16-1</b>	<b>H</b>	<b>4</b>	<b>93</b>	<b>S16</b>

Model Example: AS4C16-1.H.4.93.S16

### Cantilever Chair

#### Application & Specification Rules

> Always ships fully cartoned.

> Order in multiples of 4 (full carton quantity)

> Chairs stack four (4) high

> Seat pads available in Grade 1 fabrics only.



Model	Description	Seat Height	Units Per Ctn	Cubes Each	Lbs Each	List Price Each
ASCL16-1	Seat Pad	16"	4	3.8	16.6	\$435
ASCL18-1	Seat Pad	18"	4	3.8	17.2	\$435

#### Model Builder

Model	1st Option Glide	2nd Option Frame Color	3rd Option Shell Color	4th Option Fabric Color
	Nylon (3) \$0 Steel (1) \$0 Felt (F) \$10 Non-Skid (2) \$10	Chrome (5) \$0 Titanium (4) \$0 Black (7) \$0 White (W) \$26	See Appendix A	See Appendix A \$0
<b>ASCL16-1</b>	<b>3</b>	<b>4</b>	<b>93</b>	<b>S04</b>

Model Example: ASCL16-1.3.4.93.S04

Please note standard quantities for all seating products. There is a \$5/unit net carton fee for less-than-carton quantity orders.



**Application & Specification Rules**

- > Always ships fully cartoned.
- > Standard with nylon solo glide.
- > Standard with welded foot rest
- > Seat pads available in Grade 1 fabrics only.



Model	Description	Seat Height	Units Per Ctn	Cubes Each	Lbs Each	List Price Each
AS4ST24-1	Seat Pad	24"	1	9.0	32.6	\$480
AS4ST30-1	Seat Pad	30"	1	11.5	34.6	\$490

Model Builder

Model	1st Option Glide	2nd Option Frame Color	3rd Option Shell Color	4th Option Fabric Color
	Solo Nylon (P) \$0	Chrome (5) \$0 Titanium (4) \$0 Black (7) \$0 White (W) \$26	See Appendix A	See Appendix A \$0
<b>AS4ST24-1</b>	<b>P</b>	<b>4</b>	<b>93</b>	<b>S04</b>

Model Example: AS4ST24-1.P.4.93.S04

Please note standard quantities for all seating products. There is a \$5/unit net carton fee for less-than-carton quantity orders.



**Application & Specification Rules**

- > Always ship fully cartoned, one unit per carton
- > Standard with five-star base with swivel and
- > Lab stool includes 18" diameter metal foot ring. 10" adjustment range. 8" to 18" from floor.
- > Stool includes height adjustable 18" diameter foot ring
- > Black base only, no color specification required
- > Seat pads available in Grade 1 fabrics only.



Model	Description	Seat Height	Units Per Ctn	Cubes Each	Lbs Each	List Price Each
Task Chair						
ASTA18-1	Poly Shell with Seat Pad	16" - 21"	1	6.2	23.5	\$515



Swivel Stool						
ASST18-1	Poly Shell with Seat Pad	22" - 32"	1	6.2	28.0	\$605

Model Builder

Model	1st Option Caster/Glide	2nd Option Base Color	3rd Option Shell Color	4th Option Fabric Color
	Hard wheel Caster (H) \$0 Bell Glide (B) \$0	Black (5) \$0 Titanium (4) \$70	See Appendix A	See Appendix A \$0
<b>ASTA18-1</b>	<b>H</b>	<b>5</b>	<b>M</b>	<b>S04</b>

Model Example: ASTA18-1.H.M.S04

Please note standard quantities for all seating products. There is a \$5/unit net carton fee for less-than-carton quantity orders.



**Application & Specification Rules**

- > Four leg and caster chairs ship without cartons on truckloads
- > Bookrack chairs must be ordered in multiples of 2 (full carton quantities)
- > X models carry A+ shell size, approximately 20% larger than standard A shell. Use only with work surfaces 20" x 26" or larger.
- > Four leg chairs stack to 10 high. Caster chairs stack 4 high
- > Only D16 models have casters.
- > Seat pads available in Grade 1 fabrics only.
- > Bookrack chairs always ship fully cartoned
- > Note: When specifying DHT models with DTLP leg kits, please confirm fitment of book boxes and seating (cantilever, D10X, D16X) with customer service prior to placing orders.



Model	Description	Seat Height	Cubes Each	Lbs Each	List Price Each
D10A-1	Seat Pad	18"	1.5	9.5	\$270
D10X-1	Seat Pad	18"	1.6	13.0	\$285



With Casters					
D16A-1	Seat Pad	18"	1.5	12.8	\$344
D16X-1	Seat Pad	18"	1.6	14.4	\$355



Music Chair - Band Pitch					
D109-1	Seat Pad	18"	1.5	9.5	\$297

With Book Rack - Always Ships Fully Cartoned



Model	Description	Seat Height	Chairs Per Ctn	Cubes Each Ctn	Lbs Each Ctn	List Price Each
D15A-1	Seat Pad	18"	2	5.9	15.0	\$418

Model Builder

Model	1st Option Glide	2nd Option Frame Color	3rd Option Shell Color	4th Option Fabric Color
	Nylon (3) \$0 Steel (1) \$0 Non-Skid (2) \$10 Felt (F) \$10 Boot Indigo (M) \$10 Onyx (D) \$10 Graphite (G) \$10 Ruby Red (V) \$10 Q-Ball (7) \$10	Chrome (5) \$0 Titanium (4) \$0 Black (7) \$0 White (W) \$26	See Appendix A	See Appendix A \$0
<b>D10A-1</b>	<b>3</b>	<b>4</b>	<b>M</b>	<b>S16</b>

Model Example: D10A-1.3.4.M.S16

Please note standard quantities for all seating products. There is a \$5/unit net carton fee for less-than-carton quantity orders.



**Application & Specification Rules**

- > NOTE MODELS ARE FOR CARTON QUANTITIES
- > Chairs stack to 10 high, caster chairs stack 4 high
- > By ordering a quantity of one (1) you will receive 5 chairs
- > Carton pack models for LTL Shipments
- > Carton Pack models are priced and sold as 5-packs only



Model	Description	Seat Height	Units Per Ctn	Cubes Each Ctn	Lbs Each Ctn	List Price Each Ctn
D10AC-1	Seat Pad, 5-Chairs, Fully Cartoned	18"	5	13.2	58.5	\$1,350
D10XC-1	Seat Pad, 5-Chairs, Fully Cartoned	18"	5	19.0	72.5	\$1,425



With Casters						
Model	Description	Seat Height	Units Per Ctn	Cubes Each Ctn	Lbs Each Ctn	List Price Each Ctn
D16AC-1	Seat Pad, 4-Chairs, Fully Cartoned	18"	4	13.2	57.3	\$1,340
D16XC-1	Seat Pad, 4-Chairs, Fully Cartoned	18"	4	19.0	65.7	\$1,380



Music Chair						
Model	Description	Seat Height	Units Per Ctn	Cubes Each Ctn	Lbs Each Ctn	List Price Each Ctn
D109C-1	Seat Pad, 5-Chairs, Fully Cartoned	18"	5	13.2	57.5	\$1,450

Model Builder

Model	1st Option Glide	2nd Option Frame Color	3rd Option Shell Color	4th Option Fabric Color
	Nylon (3) \$0 Steel (1) \$0 Non-Skid (2) \$50 (\$10 per chair) Felt (F) \$50 (\$10 per chair) Boot Indigo (M) \$50 (\$10 per chair) Onyx (D) \$50 (\$10 per chair) Graphite (G) \$50 (\$10 per chair) Ruby Red (V) \$50 (\$10 per chair) Q-Ball (7) \$50 (\$10 per chair)	Chrome (5) \$0 Titanium (4) \$0 Black (7) \$0 White (W) \$130 (\$26 per chair)	See Appendix A	See Appendix A \$0
<b>D10AC-1</b>	<b>3</b>	<b>4</b>	<b>M</b>	<b>S16</b>

Model Example: D10AC-1.3.4.M.S16

Please note standard quantities for all seating products. There is a \$5/unit net carton fee for less-than-carton quantity orders.

artcobell



**Application & Specification Rules**

> Always ships fully cartoned

> Chairs stack 4 high

> Seat pads available in Grade 1 fabrics only.



Model	Description	Seat Height	Units Per Ctn	Cubes Each	Lbs Each	List Price Each
D30A-1	Seat Pad	18"	4	3.9	16.1	\$397

Model Builder

Model	1st Option Glide	2nd Option Frame Color	3rd Option Shell Color	4th Option Fabric Color
	Nylon (3) \$0 Steel (1) \$0 Non-Skid (2) \$10 Felt (F) \$10	Chrome (5) \$0 Titanium (4) \$0 Black (7) \$0 White (W) \$26	See Appendix A	See Appendix A \$0
<b>D30A-1</b>	<b>3</b>	<b>5</b>	<b>9H</b>	<b>S04</b>

Model Example: D30A-1.3.5.9H.S04

Please note standard quantities for all seating products. There is a \$5/unit net carton fee for less-than-carton quantity orders.



## Task Chair & Swivel Stool

### Application & Specification Rules

- > Always ship fully cartoned, one unit per carton
- > Available with hard-wheel caster or bell glides
- > Seat pads available in Grade 1 fabrics only.
- > Five-star base, black only
- > Pneumatic height adjustment.
- > Lab stool includes 18" diameter metal foot ring. 10" adjustment range, 8" to 18" from floor
- > X models carry A+ shell size, approximately 20% larger than standard A shell.



Model	Description	Seat Height	Units Per Ctn	Cubes Each	Lbs Each	List Price Each
<b>Task Chair</b>						
DP9A-1	Seat Pad, A shell size	17" - 22"	1	6.2	22.9	\$491
DP9X-1	Seat Pad, A+ shell size	17" - 22"	1	6.2	24.1	\$512
<b>Swivel Stool</b>						
DL9A-1	Seat Pad, A shell size	24" - 34"	1	6.2	29.6	\$575
DL9X-1	Seat Pad, A+ shell size	24" - 34"	1	6.2	30.8	\$602

#### Model Builder

Base	1st Option Caster/Glide	2nd Option Shell Color	3rd Option Fabric Color
	Hard wheel Caster (H) Bell Glide (B)	See Appendix A	See Appendix A
<b>DP9A-1</b>	<b>H</b>	<b>M</b>	<b>S04</b>

Model Example: DP9A-1.H.M.S04

## Four Leg Swivel Stool

### Application & Specification Rules

- > Always ships fully cartoned
- > Must order in multiples of 2 (full carton quantity)
- > Include foot rest, non-adjustable
- > X models carry A+ shell size, approximately 20% larger than standard A shell.
- > Seat swivels 360-degrees
- > Seat pads available in Grade 1 fabrics only.



Model	Description	Seat Height	Units Per Ctn	Cubes Each	Lbs Each	List Price Each
D99A-1	Seat Pad, A shell size	25" - 33"	2	5.0	23.3	\$512
D99X-1	Seat Pad, A+ shell size	25" - 33"	2	5.0	24.0	\$533

#### Model Builder

Model	1st Option Caster/Glide	2nd Option Frame Color	3rd Option Shell Color	4th Option Fabric Color
	Nylon (3) \$0	Chrome (5) \$0 Titanium (4) \$0 Black (7) \$0 White (W) \$26	See Appendix A	See Appendix A \$0
<b>D99A-1</b>	<b>1</b>	<b>5</b>	<b>M</b>	<b>S04</b>

Model Example: D99A-11.5.M.S04

Please note standard quantities for all seating products. There is a \$5/unit net carton fee for less-than-carton quantity orders.



**Application & Specification Rules**

- > Always ships fully cartoned, two units per carton
- > Must order in multiples of 2 (full carton quantity)
- > Accommodates a variety of book box and backpack hook accessories. See pages 75-76
- > Accessories are specified and priced separately. All accessories are field installed
- > When selecting a markerboard laminate, you must specify Model with banded flat edge (E)
- > Rectangle 18" x 24" not compatible with cantilever chair models or Discover A+ models

Model	Top Material   Edge	Height	Units Per Ctn	Cubes Each	Lbs Each	List Price Each Standard	List Price Each Premium
-------	---------------------	--------	---------------	------------	----------	--------------------------	-------------------------



**Four Leg Student Desk | Rectangle 18" x 24" \* not compatible with cantilever chair models or Discover A+ models**

7SD4F3003	Laminate   Clear Edge (3)	Fixed, 30"	2	4.9	20.0	\$242	N/A
7SD4F300E	Laminate   Banded Flat Edge (E)	Fixed, 30"	2	4.9	20.0	\$282	\$333
7SD4F300S	Solid Plastic (S)	Fixed, 30"	2	4.9	22.0	\$327	N/A



**Four Leg Student Desk | Rectangle 20" x 26"**

7SD4F3063	Laminate   Clear Edge (3)	Fixed, 30"	2	5.5	21.0	\$273	N/A
7SD4F306E	Laminate   Banded Flat Edge (E)	Fixed, 30"	2	5.5	21.0	\$318	\$374
7SD4F306S	Solid Plastic (S)	Fixed, 30"	2	5.5	23.0	\$373	N/A



**Tri-Top | 28" x 28" \*do not use casters**

7SD3F303	Laminate   Clear Edge (3)	Fixed, 30"	2	7.4	24.0	\$252	N/A
7SD3F30E	Laminate   Banded Flat Edge (E)	Fixed, 30"	2	7.4	24.0	\$302	\$364
7SD3F30S	Solid Plastic (S)	Fixed, 30"	2	7.4	26.0	\$392	N/A



**Trapezoid | 20" x 32"**

7SD4F30T3	Laminate   Clear Edge (3)	Fixed, 30"	2	7.6	25.0	\$294	N/A
7SD4F30TE	Laminate   Banded Flat Edge (E)	Fixed, 30"	2	7.6	25.0	\$344	\$406

Model Builder

Model	1st Option Glide	2nd Option Frame Color	3rd Option Top Color	4th Option Edge Color
	Nylon (3)	Black (7) \$0 Titanium (4) \$0 Chrome (5) \$0 White (W) \$47	See Appendix A	See Appendix A
<b>7SD4F3003</b>	<b>3</b>	<b>4</b>	<b>7M</b>	

Model Example with Solid Plastic Top: 7SD4A03.3.4.7M

Model Example with Premium Markerboard: 7SD4F30TE.3.4.W5.4



**Application & Specification Rules**

- > Always ships fully cartoned, two units per carton
- > Standard with fixed wire book rack
- > Standard without glides
- > Must order in multiples of 2 (full carton quantities)



Model	Top Size	Top Material   Edge	Height	Units Per Ctn	Cubes Each	Lbs Each	List Price Each
D85A3	18" x 24"	Laminate   Clear Edge (3)	18"	2	9.8	43.9	\$567
D85AS	18" x 24"	Solid Plastic (S)	18"	2	9.8	47.9	\$652
D85X3	18" x 24"	Laminate   Clear Edge (3)	18"	2	11.5	44.8	\$609
D85XS	18" x 24"	Solid Plastic (S)	18"	2	11.5	48.8	\$694

Model Builder

Model	1st Option Glide	2nd Option Frame Color	3rd Option Shell Color	4th Option Top Color
	None (X)    \$0	Chrome (5)    \$0	See Appendix A	See Appendix A
<b>D85A3</b>	<b>X</b>	<b>5</b>	<b>9H</b>	<b>3E</b>


Model Example: D85A3.X.5.9H.3E

artcobell



**Application & Specification Rules**

- > 1 1/8" core standard
- > Standard with casters includes 2-locking and 2 non-locking dual wheel black casters
- > Depth of unit (except foot) when flipped up/storage position is 8-1/4"
- > Ordered and sold as a COMPLETE table (top & legs)
- > Two handle operation required to unlatch and pivot top
- > Grommets available as a separately specified and field installed item. See Appendix A
- > Field installation of legs required

Model	Description	Size	Leg Type   Height	Units Per Ctn	Cubes Each	Lbs Each	List Price Each Standard	List Price Each Premium	
<b>Rectangle</b>									
	DTN5RC24F	Laminate   Flat Edge (F)	24"d x 54"w	Nesting, 25" Fixed	1	6.4	71.9	\$1,103	\$1,278
	DTN5RC25F	Laminate   Flat Edge (F)	24"d x 60"w	Nesting, 25" Fixed	1	6.9	78.9	\$1,098	\$1,273
	DTN5RC26F	Laminate   Flat Edge (F)	24"d x 72"w	Nesting, 25" Fixed	1	8.0	89.7	\$1,155	\$1,345
	DTN5RC34F	Laminate   Flat Edge (F)	30"d x 54"w	Nesting, 25" Fixed	1	6.4	84.7	\$1,092	\$1,267
	DTN5RC35F	Laminate   Flat Edge (F)	30"d x 60"w	Nesting, 25" Fixed	1	6.9	92.6	\$1,134	\$1,309
	DTN5RC36F	Laminate   Flat Edge (F)	30"d x 72"w	Nesting, 25" Fixed	1	8.0	110.6	\$1,176	\$1,371

	<b>Expanse</b>								
	DTN5EX34F	Laminate   Flat Edge (F)	30"d x 54"w	Nesting, 25" Fixed	1	6.4	89.0	\$1,155	\$1,330

	<b>Chevron</b>								
	DTN5CV25F	Laminate   Flat Edge (F)	24"d x 60"w	Nesting, 25" Fixed	1	6.9	85.0	\$1,155	\$1,330

Model Builder

Model	1st Option Frame Color	2nd Option Top Laminate	3rd Option Edge Color
	Titanium (4) Black (7)	See Appendix A	See Appendix A
<b>DTN5RC24F</b>	<b>4</b>	<b>7M</b>	<b>4</b>

Model Example: DTN5RC24F.4.7M.4

Fixed Half-Round Table | Non-Nesting | 25" Height



<b>Half-Round (Fixed Leg   Non-Nesting)</b>									
	DTF5HR48F	Laminate   Flat Edge (F)	32"d x 48"w	25" Fixed	1	6.2	69.0	\$924	\$1,099
	DTF5HR60F	Laminate   Flat Edge (F)	30"d x 60"w	25" Fixed	1	6.9	73.0	\$945	\$1,120

Model Builder

Model	1st Option Glide	2nd Option Frame Color	3rd Option Top Laminate	4th Option Edge Color
	Caster (H) \$0	Titanium (4) \$0 Black (7) \$0	See Appendix A	See Appendix A
<b>DTF5HR60F</b>	<b>H</b>	<b>4</b>	<b>7M</b>	<b>4</b>


Model Example: DTF5HR60F.H.4.7M.4


artcobell



**Application & Specification Rules**

- > 1 1/8" core standard
- > Standard with casters includes 2-locking and 2 non-locking dual wheel black casters
- > Depth of unit (except foot) when flipped up/storage position is 8-1/4"
- > Ordered and sold as a COMPLETE table (top & legs)
- > Two handle operation required to unlatch and pivot top
- > Grommets available as a separately specified and field installed item. See Appendix A
- > Field installation of legs required

Model	Description	Size	Leg Type   Height	Units Per Ctn	Cubes Each	Lbs Each	List Price Each Standard	List Price Each Premium	
<b>Rectangle</b>									
	DTN7RC24F	Laminate   Flat Edge (F)	24"d x 54"w	Nesting, 27" Fixed	1	6.4	71.9	\$1,103	\$1,278
	DTN7RC25F	Laminate   Flat Edge (F)	24"d x 60"w	Nesting, 27" Fixed	1	6.9	78.9	\$1,098	\$1,273
	DTN7RC26F	Laminate   Flat Edge (F)	24"d x 72"w	Nesting, 27" Fixed	1	8.0	89.7	\$1,155	\$1,345
	DTN7RC34F	Laminate   Flat Edge (F)	30"d x 54"w	Nesting, 27" Fixed	1	6.4	84.7	\$1,092	\$1,267
	DTN7RC35F	Laminate   Flat Edge (F)	30"d x 60"w	Nesting, 27" Fixed	1	6.9	92.6	\$1,134	\$1,309
	DTN7RC36F	Laminate   Flat Edge (F)	30"d x 72"w	Nesting, 27" Fixed	1	8.0	110.6	\$1,176	\$1,371

<b>Expanse</b>									
	DTN7EX34F	Laminate   Flat Edge (F)	30"d x 54"w	Nesting, 27" Fixed	1	6.4	89.0	\$1,155	\$1,330

<b>Chevron</b>									
	DTN7CV25F	Laminate   Flat Edge (F)	24"d x 60"w	Nesting, 27" Fixed	1	6.9	85.0	\$1,155	\$1,330

Model Builder

Model	1st Option Frame Color	2nd Option Top Laminate	3rd Option Edge Color
	Titanium (4) Black (7)	See Appendix A	See Appendix A
<b>DTN7CV25F</b>	<b>4</b>	<b>7M</b>	<b>4</b>

Model Example: DTN7CV25.4.7M.4

Fixed Half-Round Table | Non-Nesting | 27" Height



<b>Half-Round (Fixed Leg   Non-Nesting)</b>									
	DTF7HR48F	Laminate   Flat Edge (F)	32"d x 48"w	27" Fixed	1	6.2	69.0	\$924	\$1,099
	DTF7HR60F	Laminate   Flat Edge (F)	30"d x 60"w	27" Fixed	1	6.9	73.0	\$945	\$1,120

Model Builder

Model	1st Option Glide	2nd Option Frame Color	3rd Option Top Laminate	4th Option Edge Color
	Caster (H) \$0	Titanium (4) Black (7) \$0	See Appendix A	See Appendix A
<b>DTF7HR48F</b>	<b>H</b>	<b>4</b>	<b>7M</b>	<b>4</b>

Model Example: DTF7HR48F.H.4.7M.4

The warranty information below is effective on all Artcobell products for orders manufactured after July 22, 2017. For warranty information concerning orders placed prior to July 22, 2017, please refer to the warranty information contained in the published price list of the corresponding year. For additional information relating to warranty, please contact your Customer Service Representative.

Artcobell warrants to the original purchaser that its products are free from defects in material and workmanship under normal classroom or commercial use for twelve (12) years, except as set forth below. During the warranty period, Artcobell will replace, or at its option, repair locally, repair at its factory, or provide credit up to the purchase price of any Artcobell brand product that, upon inspection by Artcobell, is determined to be defective in material or workmanship.

**This warranty is subject to the following provisions:**

Some natural variations occurring in polypropylene material or other natural materials are inherent to their character and are not considered defects. Artcobell does not warrant the colorfastness or matching of colors, grains, or textures of these materials. Customer's Own Material (COM) selected by and used at the request of an original purchaser is not warranted.

Our products are intended for interior use — exterior use of them will void the warranty.

The materials and components listed below are covered from the date of sale according to the following:

- Seating controls, glides, pneumatic cylinders, casters, chroming and polymer-based components and foam – 3 years
- User-adjustable worksurface mechanisms, lounge products, occasional tables, seating upholstery fabrics, vinyl, and other covering materials, markerboard surfaces – 3 years

As Buyer's sole remedy under this warranty, artcobell, at its option, will repair or replace damaged parts at no charge to the original owner of record provided the replacement or return has previously been authorized by artcobell under terms of this warranty. Normal aging and wear of fabrics, filling materials, and finishes are excepted from this warranty. It is expressly agreed that this remedy of repair, replacement or credit, at Artcobell's option, is Buyer's exclusive remedy under this warranty. In no event shall Seller be liable for consequential damages.

**This warranty does not apply to:**

- Normal wear and tear
- Damage from environmental factors
- Damage from sharp objects (e.g., writing utensils, heeled shoes, scissors, jewelry, and keys)
- Damage from accident, alteration, misuse, or improper installation or maintenance
- Modifications or attachments to the product not approved by Artcobell
- Products used for rental purposes
- Damage caused by the carrier in-transit, which is handled under separate terms
- Third-party products – Artcobell, to the extent possible, will pass through to the original purchaser (and process claims under any warranty provided by third-party products supplied to Artcobell.
- All warranty claims are to be made in writing by the original purchaser. The original purchaser may be required to produce the invoice or other evidence to establish that a claim is within the warranty period.

Damage to flooring (dimpling, indentation or similar) is not covered. Warranty as to the suitability of flooring used with school furniture glides and caster rests solely with the flooring manufacturer.

To the extent allowed by law, Artcobell makes no other warranty, either express or implied, including any warranty or merchantability or fitness for a particular purpose. Artcobell is not liable for any indirect consequential or incidental damages. This warranty contains the original purchaser's exclusive remedy.


Your Artcobell Dealer is our resource in supporting your warranty requests. To obtain service under this warranty, please contact your Artcobell Dealer.




**COLORS**  
A BOOK OF  
MATERIALS  
+ FINISHES

**V1 | 1.1.24**


Appendix A




**Acid**  
S01




**Basil**  
S02




**Bazaar**  
S03




**Blackberry**  
S04




**Borscht**  
S05




**Bottle**  
S06




**Bronze**  
S07



**Carbon**  
S08




**Celery**  
S09




**Champagne**  
S10




**Chestnut**  
S11




**Cream**  
S12




**Crème De Menthe**  
S13




**Ice**  
S14




**Imperial**  
S15




**Jet**  
S16




**Lagoon**  
S17




**Limoncello**  
S18




**Luggage**  
S19




**Mandarin**  
S20




**Marine**  
S21




**Marsh**  
S22




**Meteor**  
S23




**Mocha**  
S24




**Neutra**  
S25




**Peat**  
S26




**Plata**  
S27



**Poppy**  
S28




**Raspberry**  
S29




**Sage**  
S30




**Sapphire**  
S31




**Sterling**  
S32




**Storm**  
S33




**Taupe**  
S34



**Turquoise**  
S35




**Umber**  
S36




**Zest**  
S37


Due to pattern scale and color variations in computer monitors and printers, we strongly suggest you view actual samples before making surface material selections.



**\* Apple**  
A25




**\* Apricot**  
A26




**\* Blueprint**  
A27



**\* Charcoal**  
A28




**\* Cobalt**  
A29




**\* Dusk**  
A30




**\* Eggplant**  
A31




**\* Eucalyptus**  
A32




**\* Fieldstone**  
A33




**\* Frog**  
A34




**\* Glow**  
A35




**\* Gulf**  
A36



**\* Habanero**  
A37




**\* Heat**  
A38




**\* Indigo**  
A39




**\* Iron**  
A40




**\* Limoncello**  
A41




**\* Linen**  
A42



**\* Maritime**  
A43




**\* Mason**  
A44




**\* Mediterranean**  
A45




**\* Mica**  
A46



**\* Pavement**  
A47



**\* Pistachio**  
A48




**\* Pool**  
A49




**\* Reed**  
A50




**\* Sandstone**  
A51



**\* Stream**  
A52



**\* Terra**  
A53




**\* Willow**  
A54



Learn more


Due to pattern scale and color variations in computer monitors and printers, we strongly suggest you view actual samples before making surface material selections.




**\* Aloe**  
J10




**\* Azure**  
J12



**\* Blaze**  
J13




**\* Blue**  
J14




**\* Blue Moon**  
J15



**\* Bluebell**  
J16



**\* Cardinal**  
J18




**\* Chervil**  
J19




**\* Doe**  
J20



**\* Earth**  
J21



**\* Glacier**  
J22



**\* Grey**  
J23



**\* Honey**  
J24




**\* Huron**  
J25



**\* Keystone**  
J26




**\* Licorice**  
J27




**\* Nutmeg**  
J28




**\* Oyster**  
J29




**\* Pale Aqua**  
J30



**\* Paradise**  
J31



**\* Persimmon**  
J32



**\* Pomegranate**  
J33



**\* Porcelain**  
J34




**\* Quarry**  
J35



**\* Raisin**  
J36




**\* Rioja**  
J37



**\* River Clay**  
J38



**\* Seafoam**  
J39




**\* Seville**  
J40




**\* Shale**  
J41



**\* Smoky**  
J42




**\* Snow Cap**  
J43



**\* Sprite**  
J44



**\* Stoneware**  
J45



**\* Wedgewood**  
J46




**\* Wisteria**  
J47

Due to pattern scale and color variations in computer monitors and printers, we strongly suggest you view actual samples before making surface material selections.



\* Bark  
R01



\* Bayou  
R02



\* Charcoal  
R03




\* Clover  
R04




\* Coconut  
R05



\* Grain  
R06




\* Harbor  
R07




\* Inca  
R08



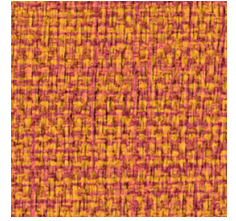
\* Lilypad  
R09




\* Mushroom  
R10



\* Patina  
R11



\* Persimmon  
R12




\* Raku  
R13



\* Salt Water  
R14




\* Seraph  
R15




\* Shadow  
R16




\* Shoal  
R17



\* Sisal  
R18



\* Starlight  
R19



\* Straw  
R20



Learn more

Due to pattern scale and color variations in computer monitors and printers, we strongly suggest you view actual samples before making surface material selections.



\* **Blueprint**  
M01



\* **Colorwheel**  
M02



\* **Daybreak**  
M03



\* **Maize**  
M04



\* **Mediterranean**  
M05




\* **Slate**  
M06




Learn more


Due to pattern scale and color variations in computer monitors and printers, we strongly suggest you view actual samples before making surface material selections.




\* Canal  
C02




\* Melon  
C03




\* Oceania  
C04




\* Pebble  
C05



\* Pistachio  
C06



\* Sandstone  
C07




\* Sea  
C08




Learn more


Due to pattern scale and color variations in computer monitors and printers, we strongly suggest you view actual samples before making surface material selections.




**\* Daffodil**  
V25




**\* Flax**  
V26




**\* Indigo**  
V27



**\* Sea**  
V28



**\* Sorbet**  
V29




**\* Stone**  
V30




Learn more


Due to pattern scale and color variations in computer monitors and printers, we strongly suggest you view actual samples before making surface material selections.




\* Canal  
L30




\* Forge  
L31




\* Isle  
L32




\* Sprout  
L33



\* Stone  
L34



\* Sunrise  
L35



\* Whitewater  
L36



Learn more

Due to pattern scale and color variations in computer monitors and printers, we strongly suggest you view actual samples before making surface material selections.




Shell colors may vary from batch to batch and over time due to natural variations in manufacturing process. Due to pattern scale and color variations in computer monitors and printers, we strongly suggest you view actual samples before making surface material selections.



**Crisp Linen**  
4E




**Nordic Linen**  
C9




**Pressed Linen**  
5S



**Flax Linen**  
5T




**Classic Linen**  
4G



**Linen**  
BA




**High Rise**  
3E



**Handspun Pearl**  
HP




**Handspun Chestnut**  
HC




**Handspun Slate**  
HS



**Handspun Dove**  
HD




**Designer White**  
90



**Candy Apple**  
J8



**Catalina**  
N3



**Fresh Cut**  
N5



**Hanairo**  
AN



**Wasabi**  
FD



**Kingswood Walnut**  
N8




**French Pear**  
H4



**Norwegian Ash**  
NA



**Jubilee Oak**  
JU



**Brazilwood**  
3A



**Pinnacle Walnut**  
F9



**\*Portico Teak**  
7P



**\*Skyline Walnut**  
A3



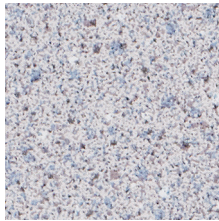
**Fusion Maple**  
7M




**Bannister Oak**  
08




**Nepal Teak**  
72



**Grey Glace**  
18



**Grey Nebula**  
69




**Graphite Nebula**  
1P



Cleaning guide

Markerboard Laminates **\*Premium Pricing**




**\* Fossil**  
WD

**\* Folkstone**  
WF

**\* Markerboard White**  
W5

Edge Bands



**Royal Blue NEW!**  
B

**Indigo**  
C

**Blueberry**  
6

**Purple Iris NEW!**  
P

**Primary Red**  
H

**Orange**  
5



**Apple Green**  
J

**Black**  
0

**Graphite**  
2

**Titanium**  
4

**White**  
W

Solid Plastic




**Sugar Maple**  
D

**Grey Spectrum**  
J

**Walnut**  
W

Metal Frames \*Premium Pricing



Titanium  
4



Chrome  
5



Black  
7



\*White  
W


DSLP + DTLP Leg Kits \*Premium Pricing



Titanium/Chrome  
.3.4



Black/Chrome  
.3.7



\*White/Chrome  
.3.W



\*Titanium/Titanium  
.3.4.4



\*Black/Black  
.3.7.7


Standard Laminates (Mobile Shelves, Tall Storage, Wardrobes, Bookshelves, Carrels, Linear Ottomans)



**Crisp Linen**  
4E



**Nordic Linen**  
C9



**Pressed Linen**  
5S



**Flax Linen**  
5T



**Linen**  
BA



**High Rise**  
3E



**Pinnacle Walnut**  
F9



**Brazilwood**  
3A



**Fusion Maple**  
7M



**Kingswood Walnut**  
N8



**French Pear**  
H4




**Designer White**  
90




**Nepal Teak**  
72


Markerboard Laminates (Maker Space Door Kit) **\*Premium Pricing**



**\* Fossil**  
WD



**\* Folkstone**  
WF




**\* Markerboard White**  
W5

Back Panels (Mobile Shelves, Mobile Library Shelves) **\*Premium Pricing**



**Titanium**  
4



**\*White**  
W



**\*Black**  
7



Cleaning guide