

NOTICE TO AUTHORIZED USERS OF AWARD #23295 - Furniture, All Types (Except Hospital Room and Patient Handling)

This pricelist/catalog **may** contain items that are not within the Scope of the Contract Award and/or not within this Contractors approved furniture Categories. All Authorized Users are strongly encouraged to review the Scope of the Award and the Contractors Category Matrix prior to selecting items for purchase under the Contract. Per Solicitation Section 4.5 (D) - Procurement Instructions for Authorized Users: When placing orders under this Award, the Authorized User should follow and be familiar with the terms and conditions governing the Contract and are responsible for determining that the product(s) they intend to purchase fit within the scope of the Award.

References to other government contracts that may be included in a Contractor's pricelist/catalog, including any additional terms or conditions, are void under the OGS Award and should be disregarded. Only OGS' Terms and Conditions, including those within a Contractor's posted Contractor Information and Supplemental Information sheet, are valid under the Contract.

Additionally, Authorized Users are reminded that where discrepancies exist between Price List documents, the lowest price shall prevail (see Section 5.3 Price).

All orders must be placed with the Contractor, or the Contractor's OGS approved Authorized Reseller listed on the OGS website under the Award. Orders placed with a reseller not approved by OGS are not considered contract orders and therefore are not subject to the same terms and conditions of the OGS Award.

Authorized Users should contact the OGS Contract Manager listed on the Award with any questions pertaining to this pricelist/catalog.

NYS Price List Effective 10/18/24

PRICELIST



 **Blockhouse**
Your Contract Furniture Partner

3285 Farmtrail Road ■ York, PA 17406 ■ 1.800.346.1126 ■ www.Blockhouse.com

Table of Contents

Warranty	4	Modular Lounge Seating	33
General Information	5-9	Option Selection	35-38
X-Chair Seating	10-16	Specialty Seating	34
Option Selection	17-18	Option Selection	35-38
Wood Frame Lounge Seating	19-25	Tables (Dining, Study, Activity)	39-42
Endurance	19	Table Tops	39
Bravura	19-20	Table Bases	40-42
Arcadia	20	Option Selection	43
Gallant	21	Side Tables	44-47
Synergy	21	Option Selection	48
Encore	22	Casegoods	49-66
Lotus	22	Suite Line	49-51
Astro	23	C9	52-56
Boardwalk Chair Leg Base	23-24	Option Selection	67-70
Boardwalk Chair Sled Base	24	CS	57-58
Sherman	25	Vista	59-62
Option Selection	35-38	Option Selection	67-70
Bench Lounge Seating	26-27	Spartan	63-66
Endurance	26	Option Selection	67-70
Czar	27	Assemblies/Parts	71-88
Option Selection	35-38	Casegoods Assemblies & Parts	71-74
Ottomans	27	Lounge Seating Assemblies & Parts	75-82
Option Selection	28	Option Selection	83-84
Fully Upholstered Lounge Seating	29-32	X-Chair Assemblies & Parts	85-88
Ambassador	29-31	Option Selection	89
Czar	31-32		
Oasis	32		
Option Selection	35-38		

Warranty

RIGHTS & WARRANTIES

The following Blockhouse product warranty applies to products manufactured by Blockhouse and/or distributed from our manufacturing site in York, Pennsylvania effective May 1, 2009. This warranty is given to the initial purchaser and is valid for as long as the initial purchaser owns the product. The warranty, which runs from the date of manufacture, covers defects in materials and craftsmanship found during normal usage of the products during the warranty period. If a product is defective, and if written notice of the defect is given to Blockhouse within the applicable warranty period, Blockhouse at its option will either repair or replace the defective product with a comparable component or product.

LIMITED LIFETIME WARRANTY

The Limited Lifetime Warranty applies to normal useful life in a typical multi-use environment unless specified as an exception. This warranty does not apply to damage caused by carrier, alterations to product not expressly authorized by Blockhouse, nor to products considered to be of a consumable nature such as fabrics, foam and related products. It also does not apply to "Customer's Own Material" (i.e., material supplied by the Customer that is not a standard Blockhouse product offering) used in the manufacture of Blockhouse products. Blockhouse does not warranty the matching of color, grain or texture, except to within commercially acceptable standards. A product will not be considered defective, and Blockhouse will not be obligated to replace it, if the product is subject to any of Blockhouse's written planning, installation or user guides, and is not installed or used as recommended therein.

EXCEPT AS STATED ABOVE, BLOCKHOUSE MAKES NO EXPRESS OR IMPLIED WARRANTIES AS TO ANY PRODUCT AND IN PARTICULAR MAKES NO WARRANTY OF FITNESS FOR ANY PARTICULAR USE. AT BLOCKHOUSE'S OPTION, PRODUCT REPAIR, REPLACEMENT IS THE CUSTOMER'S EXCLUSIVE REMEDY FOR ANY AND ALL PRODUCT DEFECTS.

Blockhouse will not be liable for consequential, economic, or incidental damages arising from any product defect.

General Information

For CARTONED products, add the following charge to list price PER PIECE

- + \$22 mirror, ladder or single bed end
- + \$38 nightstand or bed set
- + \$116 stackable unit, bookcase, chest
- + \$108 platform bed, wardrobe, desk, carrel, armoire
- + \$40 occasional table
- + \$53 table tops & bases shipped unassembled (KD)
- + \$74 Lounge Chair
- + \$144 Loveseat
- + \$188 Sofa
- + \$44 X-Chair
- + 10% to list price for any other cartoned item not listed above

Add one of the following Pallet Charges to the Freight Total

- + \$60 net/0-50 cubes
- + \$120 net/51-100 cubes
- + \$180 net/101-150 cubes
- + \$240 net/151-200 cubes
- + \$300 net/201-250 cubes
- + \$360 net/251-300 cubes

Mattress Carton Pricing (add for pallet)

- + \$45 net each for quantities of 1-5
- + \$15 net each for quantities of 6+

Contact Customer Service for

- + Oasis Lounger
- + Oasis Recliner
- + Czar
- + X145 Stackable Chairs
- + Clarion Bed

General Information

PRICES

This price list supersedes all previous lists. Any items not listed here have been discontinued. Prices shown in this catalog are list, subject to change without notice, and do not include freight or installation. Contact factory or your sales representative for discounted net prices.

TERMS

1/10 net 30 to approved account; cash with order or a deposit required if credit has not been cleared at time of order. Delinquent customers are liable for all collection costs and all attorney fees.

SHIPPING & ROUTING

F.O.B. York, PA. Blockhouse traffic department will route shipments by best carrier to take advantage of lowest available rates. A loading/handling fee will be charged if customer selects carrier or arranges pick-up. A charge of 10% of the freight cost will be added to all prepaid freight invoices.

MEASUREMENTS

ALL DIMENSIONS ARE APPROXIMATE. All weights given are approximate unpacked weight. Specified cubes are based on actual load conditions, not necessarily measurement. We reserve the right to make modifications as needed for general improvement of product.

CLAIMS

All furniture is shipped at purchaser's risk after it is carefully inspected, securely packed and turned over to the carrier; merchandise would not be accepted by carrier unless it were in good condition. Before accepting goods from the carrier YOU MUST EXAMINE SHIPMENT CAREFULLY. All claims should be filed immediately with delivery carrier; other adjustments will be considered only if filed immediately with delivery carrier; other adjustments will be considered only if filed with us in writing within three (3) days after arrival of shipment.

STORAGE

Customer delivery postponement of product ready for shipment within standard production times will be placed into storage at customer expense. Storage charges will be invoiced monthly and due for payment within ten (10) days.

RETURNS

Merchandise will not be accepted for return unless approved by us in writing by the issuance of an RMA.

General Information

CANCELLATIONS/REVISIONS	A 25% restocking fee for stock items and 50% restocking fee for non-stock items will apply to the entire order or line item(s) if revised or cancelled after three (3) days of receipt of purchase order.
DELIVERIES	Deliveries are contingent on strikes, fires, accidents, and other causes beyond our control; we will not be liable for damages resulting from delays in delivery due to any cause whatsoever.
CARTONING & CRATING	All items requiring cartoning and/or crating will carry an up-charge. See page 5
SPECIAL SIZES & STYLES	Blockhouse will consider for production items not listed in the Price List. A \$1,000 net price set-up charge will be applied to the order to cover engineering and design expenses.
CUSHION CONSTRUCTION	Standard cushioning is a durable and comfortable combination of softex wrapped polyurethane on a Dymetrol high performance fabric suspension, unless otherwise described.
FIRE RETARDANT OPTIONS	All Blockhouse upholstered seating passes, at a minimum, California Technical Bulletin #117. Optional fire retardant standards, such as California TB#133, can be met or exceeded with applicable surcharge (see Option Selection at the end of each section). Ask your Blockhouse representative for details, or call Customer Service at 1-800-346-1126.
C.O.M. YARDAGE	Yardage required is based on 54" plain. For fabrics with patterns or prints requiring matching, contact Blockhouse for yardage required. Send all C.O.M. fabrics directly to factory at: 3285 Farmtrail Road, York, PA 17406.
CATALOG	Presentation of this catalog and/or price list is for information only and does not constitute an obligation to sell.

General Information

ORDERING CHECK LIST

So that your order can be processed and delivered quickly and accurately, please take a minute and check if you have specified:

- Delivery address (street address including zip code, contact person, and phone).
- Quantities of each item. Correct price including any applicable charges.
- Any special instructions.

Please...Double check your purchase order so that we can serve you better.

General Information

WOOD SPECIES AND FINISHES

Standard finish will be applied unless otherwise specified.

Product	Wood Species	Code	Standard Finish	Code
See product description for details	Red Oak	1	Natural	A
	Maple	6	Natural	A
	Betula-Birch	7	Natural	A

AVAILABLE BLOCKHOUSE FINISHES:

Name	Selection	Additional Charge
Natural	A	No charge.
Bengal Teak	D	See Option Selection at end of each section.
Windsor Mahogany	G	See Option Selection at end of each section.
English Oak	K	See Option Selection at end of each section.
Smoke	M	See Option Selection at end of each section.
Sweet Cherry	N	See Option Selection at end of each section.
Platinum Mist	P	See Option Selection at end of each section.
Red Oak Toner	E	See Option Selection at end of each section.
Custom Matched*	X	See Option Selection at end of each section.




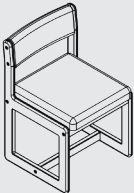
Minimum Charge = \$888 list

Field Description:

Field Position:

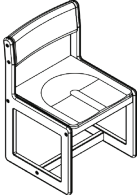
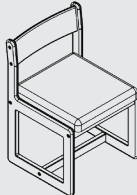
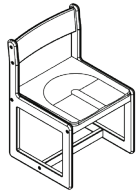
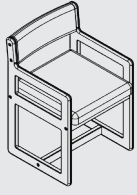
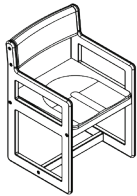
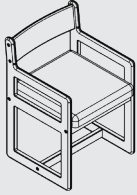
Class Type		Product Line		Shape	N/A	# of Seats		Upholstery	Foam Option	N/A			Fabric	Fabric Pattern	Wood Type	Finish	Special
1	2	3	4	5	6	7	8	9	-	11	-		-	-	-	-	-
X0		00		0	0	0	-	0	0	00	-	X	000	0	X	0	

X Chair Seating

Model/Description	Dimensions	SH	AH	Ydg.	Wt	List Price
 <p>X020101-0000-****000 Roman Stackable Side Chair One piece injection molded design, bolt down capability, 300 lb load rating, various colors available</p>	20W 20D 30H 8 cu. ft.	18	---	---	8	183
 <p>X024101-0000-00001A0 Wood Library Chair Wood back, wood seat, oak, natural finish</p>	17W 21D 32H 7.4 cu. ft.	18.5	---	---	17	403
 <p>X025101-2100-****1A0 Upholstered Wood Library Chair Upholstered seat, Cal 117 foam, oak, natural finish</p>	17W 21D 32H 7.4 cu. ft.	18.5	---	.5	17	A 536 B 552 C 568 D 581 E 610 F 639
 <p>X080101-1100-****7A0 Upholstered Side Chair Sled base, upholstered seat, upholstered back, Cal 117 foam, Betula plywood, natural birch finish</p>	20W 21.25D 30.75H 8.6 cu. ft.	19	---	.75	20	A 704 B 721 C 742 D 755 E 789 F 823

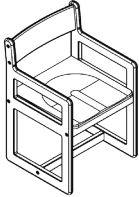
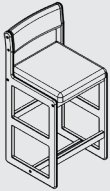
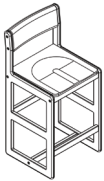
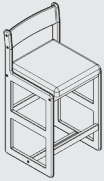
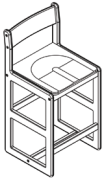

An underlined character indicates there is a choice available. See page 17-18 for selections and pricing. **** means that a fabric selection is required. List price for C.O.M. material is the same as Grade B.

X Chair Seating

	Model/Description	Dimensions	SH	AH	Ydg.	Wt	List Price
	X081101-3<u>1</u>00-****7A0 Upholstered Side Chair Sled base, wood seat, upholstered back, Cal 117 foam, Betula plywood, natural birch finish	20W 21.25D 30.75H 8.6 cu. ft.	17	---	.5	20	A 676 B 687 C 700 D 709 E 732 F 754
	X082101-2<u>1</u>00-****7A0 Upholstered Side Chair Sled base, wood back, upholstered seat, Cal 117 foam, Betula plywood, natural birch finish	20W 21.25D 30.75H 8.6 cu. ft.	19	---	.5	20	A 662 B 673 C 686 D 695 E 717 F 739
	X083101-0000-****7A0 Wood Side Chair Sled base, wood seat, wood back, Betula plywood, natural birch finish	20W 21.25D 30.75H 8.6 cu. ft.	17	---	---	20	616
	X080201-1<u>1</u>00-****7A0 Upholstered Arm Chair Sled base, upholstered seat, upholstered back, Cal 117 foam, Betula plywood, natural birch finish	20W 21.25D 30.75H 8.6 cu. ft.	19	24	.75	20	A 722 B 739 C 759 D 772 E 806 F 840
	X081201-3<u>1</u>00-****7A0 Upholstered Arm Chair Sled base, wood seat, upholstered back, Cal 117 foam, Betula plywood, natural birch finish	20W 21.25D 30.75H 8.6 cu. ft.	17	24	.5	20	A 693 B 704 C 718 D 727 E 749 F 772
	X082201-2<u>1</u>00-****7A0 Upholstered Arm Chair Sled base, wood back, upholstered seat, Cal 117 foam, Betula plywood, natural birch finish	20W 21.25D 30.75H 8.6 cu. ft.	19	24	.5	20	A 679 B 690 C 703 D 712 E 734 F 756


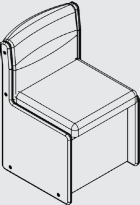
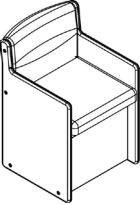
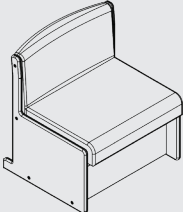
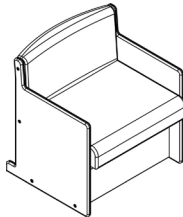
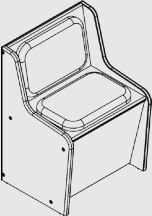
An underlined character indicates there is a choice available. See page 17-18 for selections and pricing. **** means that a fabric selection is required. List price for C.O.M. material is the same as Grade B.

X Chair Seating

	Model/Description	Dimensions	SH	AH	Ydg.	Wt	List Price
	X083201-0000-****7A0 Wood Arm Chair Sled base, wood seat, wood back, Betula plywood, natural birch finish	20W 21.25D 30.75H 8.6 cu. ft.	17	24	---	20	636
	X084101-1100-****7A0 Upholstered Bar Stool Sled base, upholstered seat, upholstered back, Cal 117 foam, Betula plywood, natural birch finish	20W 19.5D 43H 11 cu. ft.	31	---	.75	36	A 823 B 840 C 860 D 873 E 906 F 939
	X085101-3100-****7A0 Upholstered Bar Stool Sled base, wood seat, upholstered back, Cal 117 foam, Betula plywood, natural birch finish	20W 19.5D 43H 11 cu. ft.	31	---	.5	36	A 787 B 799 C 812 D 821 E 844 F 866
	X086101-2100-****7A0 Upholstered Bar Stool Sled base, upholstered seat, wood back, Cal 117 foam, Betula plywood, natural birch finish	20W 19.5D 43H 11 cu. ft.	31	---	.5	36	A 789 B 800 C 814 D 823 E 845 F 868
	X087101-0000-****7A0 Wood Bar Stool Sled base, wood seat, wood back, Betula plywood, natural birch finish	20W 19.5D 43H 11 cu. ft.	31	---	---	36	757
	X145101-1100-****7A0 Stackable Side Chair Upholstered seat, 2-piece upholstered back, Cal 117 foam, Betula plywood, natural birch finish, nail-in nylon floor guides	20.25W 24.25D 33.5H 10.8 cu. ft.	19	---	.75	18	A 761 B 778 C 798 D 811 E 844 F 877

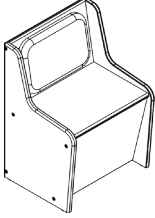
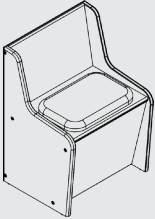
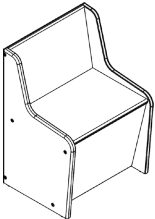
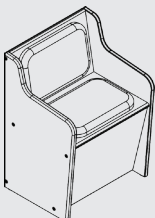
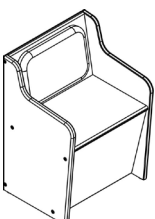
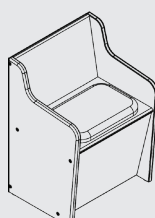
An underlined character indicates there is a choice available. See page 17-18 for selections and pricing. **** means that a fabric selection is required. List price for C.O.M. material is the same as Grade B.

X Chair Seating

	Model/Description	Dimensions	SH	AH	Ydg.	Wt	List Price
	X145201-1100-****7A0 Stackable Arm Chair Upholstered seat, 2-piece upholstered back, Cal 117 foam, Betula plywood, natural birch finish, nail-in nylon floor guides	20.25W 24.25D 33.5H 10.8 cu. ft.	19	---	.75	18	A 761 B 778 C 798 D 811 E 844 F 877
	X180101-1100-****7A0 Fusion Side Chair Ligature resistant, upholstered seat, upholstered back, Cal 117 foam, fully-enclosed betula plywood frame, natural birch finish, no exposed staples	20W 22.25D 30.5H 9 cu. ft.	19	---	1	50	A 1038 B 1060 C 1087 D 1104 E 1148 F 1192
	X180201-1100-****7A0 Fusion Arm Chair Ligature resistant, upholstered seat, upholstered back, Cal 117 foam, fully-enclosed betula plywood frame, natural birch finish, no exposed staples	20W 22.25D 30.5H 9 cu. ft.	19	24	1	55	A 1043 B 1065 C 1092 D 1109 E 1153 F 1198
	X188101-1100-****7A0 Fusion Bariatric Side Chair Ligature resistant, upholstered seat, upholstered back, Cal 117 foam, fully-enclosed betula plywood frame, natural birch finish, no exposed staples	30.5W 27.75D 32H 17.3 cu. ft.	20	---	3	79	A 1636 B 1702 C 1783 D 1834 E 1966 F 2098
	X188201-1100-****7A0 Fusion Bariatric Arm Chair Ligature resistant, upholstered seat, upholstered back, Cal 117 foam, fully-enclosed betula plywood frame, natural birch finish, no exposed staples	30.5W 27.75D 32H 17.3 cu. ft.	20	25	3	82	A 1641 B 1707 C 1788 D 1839 E 1971 F 2103
	X190101-1100-****7A0 Artemis Side Chair Ligature resistant, low-profile upholstered seat and back cushion, Cal 117 foam, fully-enclosed betula plywood frame, natural birch finish, no exposed staples	23W 19.5D 32.75H 9.7 cu. ft.	20.5	---	1	72	A 1167 B 1189 C 1216 D 1233 E 1277 F 1321

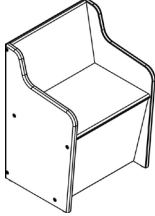
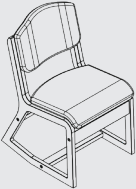



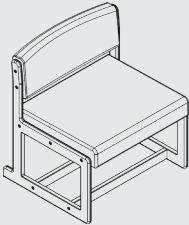
An underlined character indicates there is a choice available. See page 17-18 for selections and pricing. **** means that a fabric selection is required. List price for C.O.M. material is the same as Grade B.

X Chair Seating

	Model/Description	Dimensions	SH	AH	Ydg.	Wt	List Price
	X191101-3100-****7A0 Artemis Side Chair Ligature resistant, wood seat, low-profile upholstered back cushion, Cal 117 foam, fully-enclosed betula plywood frame, natural birch finish, no exposed staples	23W 19.5D 32.75H 9.7 cu. ft.	18.75	---	.5	71	A 1042 B 1053 C 1067 D 1075 E 1097 F 1119
	X192101-2100-****7A0 Artemis Side Chair Ligature resistant, low-profile upholstered seat cushion, wood back, Cal 117 foam, fully-enclosed betula plywood frame, natural birch finish, no exposed staples	23W 19.5D 32.75H 9.7 cu. ft.	20.5	---	.5	71	A 1042 B 1053 C 1067 D 1075 E 1097 F 1119
	X193101-0000-00007A0 Artemis Side Chair Ligature resistant, wood seat, wood back, fully-enclosed betula plywood frame, natural birch finish	23W 19.5D 32.75H 9.7 cu. ft.	18.75	---	---	70	848
	X190201-1100-****7A0 Artemis Arm Chair Ligature resistant, low-profile upholstered seat & back cushion, Cal 117 foam, fully-enclosed betula plywood frame, natural birch finish, no exposed staples	23W 19.5D 32.75H 9.7 cu. ft.	20.5	25	1	72	A 1167 B 1189 C 1216 D 1233 E 1277 F 1321
	X191201-3100-****7A0 Artemis Arm Chair Ligature resistant, wood seat, low-profile upholstered back cushion, Cal 117 foam, fully-enclosed betula plywood frame, natural birch finish, no exposed staples	23W 19.5D 32.75H 9.7 cu. ft.	18.75	25	.5	71	A 1042 B 1053 C 1067 D 1075 E 1097 F 1119
	X192201-2100-****7A0 Artemis Arm Chair Ligature resistant, low-profile upholstered seat cushion, wood back, Cal 117 foam, fully-enclosed betula plywood frame, natural birch finish, no exposed staples	23W 19.5D 32.75H 9.7 cu. ft.	20.5	25	.5	71	A 1042 B 1053 C 1067 D 1075 E 1097 F 1119

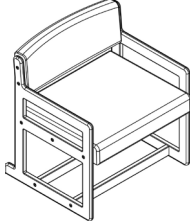
An underlined character indicates there is a choice available. See page 17-18 for selections and pricing. **** means that a fabric selection is required. List price for C.O.M. material is the same as Grade B.

X Chair Seating

	Model/Description	Dimensions	SH	AH	Ydg.	Wt	List Price
	X193201-00<u>00</u>-00007A0 Artemis Arm Chair Ligature resistant, wood seat, wood back, fully-enclosed betula plywood frame, natural birch finish	23W 19.5D 32.75H 9.7 cu. ft.	18.75	25	---	70	848
	X241101-1100-****7A0 Two-Position Desk Chair Upholstered seat, upholstered back, Cal 117 foam, Betula plywood, natural birch finish	19.25W 23.25D 34H 9.7 cu. ft.	18.5	---	.75	18	A 723 B 739 C 760 D 773 E 807 F 841
	X242101-3100-****7A0 Two-Position Desk Chair Wood seat, upholstered back, Cal 117 foam, Betula plywood, natural birch finish	19.25W 23.25D 34H 9.7 cu. ft.	18.5	---	.5	18	A 673 B 684 C 697 D 706 E 729 F 751
	X243101-2100-00007A0 Two-Position Desk Chair Wood back, upholstered seat, Cal 117 foam, Betula plywood, natural birch finish	19.25W 23.25D 34H 9.7 cu. ft.	18.5	---	.5	18	A 675 B 686 C 700 D 709 E 731 F 754
	X244101-0000-00007A0 Two-Position Desk Chair Wood seat, wood back, Betula plywood, natural birch finish	19.25W 23.25D 34H 9.7 cu. ft.	18.5	---	---	18	625
	L935101-0100-****7A0 Betula Bariatric Side Chair Sled base, upholstered seat and back, Cal 117 foam, Betula plywood frame, natural birch finish, 1000 lbs weight capacity	30W 27.25D 32.5H 17.1 cu. ft.	19.75	---	2	35	A 1458 B 1536 C 1609 D 1657 E 1780 F 1902

An underlined character indicates there is a choice available. See page 17-18 for selections and pricing. **** means that a fabric selection is required. List price for C.O.M. material is the same as Grade B.

X Chair Seating

Model/Description	Dimensions	SH	AH	Ydg.	Wt	List Price	
	<p>L935201-0100-****7A0 Betula Bariatric Arm Chair Sled base, upholstered seat and back, Cal 117 foam, Betula plywood frame, natural birch finish, 1000 lbs weight capacity</p>	<p>30W 27.25D 32.5H 17.1 cu. ft.</p>	19.75	24	2	35	<p>A 1458 B 1536 C 1609 D 1657 E 1780 F 1902</p>

*An underlined character indicates there is a choice available. See page 17-18 for selections and pricing. **** means that a fabric selection is required. List price for C.O.M. material is the same as Grade B.*

X Chair Option Selection & Pricing Guide

Field Description: Field Position:	Foam (per set) 10						11, 12			Finish 19					
	N/A	Cal 117	Cal 117, m.r.* Seat	Cal 117, m.r.* Cushion(s)	Cal 133	Cal 133, m.r.* Seat	Cal 133, m.r.* Cushion(s)	Added 25lb. Weight	No Exposed Staples	Stainless Steel Glides	N/A	Natural	Red Oak Toner	Stock Finish	Custom Match (sample required, minimum order required)
Selection Description: Selection #:	0	1	2	3	4	5	6	L	N	S	0	A	E	B-N	x
X024101	S											S		+117	+197
X025101		S	+56		+48	+104						S		+117	+197
X080101		S	+56	+111	+97	+143	+200		+57	+57		S	+0	+117	+197
X081101		S		+56	+48		+104		+57	+57		S	+0	+117	+197
X082101		S	+56		+48	+104			+57	+57		S	+0	+117	+197
X083101	S									+57		S	+0	+117	+197
X080201		S	+56	+111	+97	+143	+200		+57	+57		S	+0	+117	+197
X081201		S		+56	+48		+104		+57	+57		S	+0	+117	+197
X082201		S	+56		+48	+104			+57	+57		S	+0	+117	+197
X083201	S									+57		S	+0	+117	+197
X084101		S	+56	+111	+97	+143	+200		+57	+57		S	+0	+117	+197
X085101		S		+56	+48		+104		+57	+57		S	+0	+117	+197
X086101		S	+56		+48	+104			+57	+57		S	+0	+117	+197
X087101	S									+57		S	+0	+117	+197
X145101		S	+56	+111	+97	+143	+200		+57	+57		S	+0	+117	+197
X145201		S	+56	+111	+97	+143	+200		+57	+57		S	+0	+117	+197
X180101		S	+52	+103	+93	+144	+196	+385	S	+57		S	+0	+134	+216

*m.r. = Moisture resistance
Contact your Blockhouse rep for Bed Bug Barrier options (Y)

X Chair Option Selection & Pricing Guide

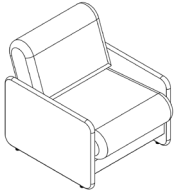
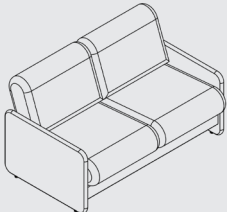
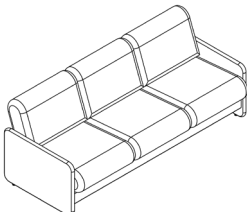
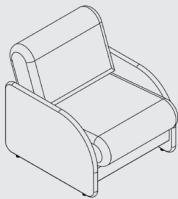
Field Description: Field Position:	Foam (per set) 10						11, 12			Finish 19					
	N/A	Cal 117	Cal 117, m.r.* Seat	Cal 117, m.r.* Cushion(s)	Cal 133	Cal 133, m.r.* Seat	Cal 133, m.r.* Cushion(s)	Added 25lb. Weight	No Exposed Staples	Stainless Steel Glides	N/A	Natural	Red Oak Toner	Stock Finish	Custom Match (sample required, minimum order required)
Selection Description:	0	1	2	3	4	5	6	L	N	S	0	A	E	B-N	x
X180201		S	+52	+103	+93	+144	+196	+385	S	+57		S	+0	+134	+216
X188101		S	+67	+134	+103	+170	+237	+385	S	+57		S	+0	+134	+216
X188201		S	+67	+134	+103	+170	+237	+385	S	+57		S	+0	+134	+216
X190101		S		+97	+77		+174	+385	S	+57		S	+0	+134	+216
X191101		S		+97	+39		+136	+385	S	+57		S	+0	+134	+216
X192101		S		+97	+39		+136	+385	S	+57		S	+0	+134	+216
X193101	S							+385	S	+57		S	+0	+134	+216
X190201		S		+97	+77		+174	+385	S	+57		S	+0	+134	+216
X191201		S		+97	+39		+136	+385	S	+57		S	+0	+134	+216
X192201		S		+97	+39		+136	+385	S	+57		S	+0	+134	+216
X193201	S							+385	S	+57		S	+0	+134	+216
X241101		S	+56	+111	+97	+143	+200		+57			S	+0	+117	+197
X242101		S		+56	+48		+104		+57			S	+0	+117	+197
X243101		S	+56		+48	+104			+57			S	+0	+117	+197
X244101	S											S	+0	+117	+197
L935101		S	+56	+111	+97	+143	+200	+385		+57		S	+0	+117	+197
L935201		S	+56	+111	+97	+143	+200	+385		+57		S	+0	+117	+197

*m.r. = Moisture resistance

Contact your Blockhouse rep for Bed Bug Barrier options (Y)

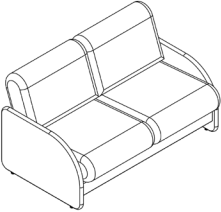
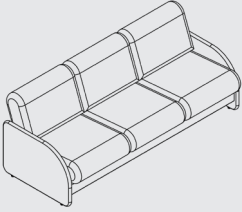
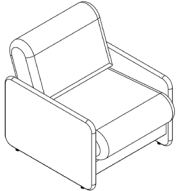
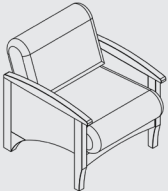
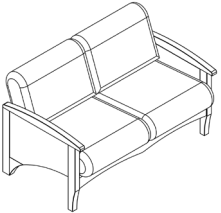
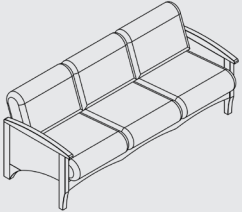
Field Description:		Class Type		Product Line				Edge	Back Panel	# of Seats	Cushion	Foam Option	Options/ Accessories	Fabric	Fabric Pattern	Wood Type	Finish	Special
Field Position:		1	2	3	4	5	6	7	8	9	-	11	-	-	-	-	-	-
		L1		00		0	0	0	-	X	0	00	-	X	000	0	X	0

Wood Frame Lounge Seating

Model/Description	Dimensions	SH	AH	Ydg.	Wt	List Price
 <p><u>L110111-A100-****1A0</u> Endurance Lounge Chair Butcher block ends and back panel, bull nosed edge, Key-Loc® reversible cushions, Cal 117 foam, oak, natural finish, optional rail back available</p>	27.5W 32D 29.5H 16.6 cu. ft.	16.75	20.5	2	100	A 1781 B 1825 C 1879 D 1913 E 2001 F 2089
 <p><u>L110112-A100-****1A0</u> Endurance Loveseat Butcher block ends and back panel, bull nosed edge, Key-Loc® reversible cushions, Cal 117 foam, oak, natural finish, optional rail back available</p>	52W 32D 29.5H 30.9 cu. ft.	16.75	20.5	4	145	A 3008 B 3096 C 3204 D 3272 E 3448 F 3624
 <p><u>L110113-A100-****1A0</u> Endurance Sofa Butcher block ends and back panel, bull nosed edge, Key-Loc® reversible cushions, Cal 117 foam, oak, natural finish, optional rail back available</p>	76.5W 32D 29.5H 45.2 cu. ft.	16.75	20.5	6	190	A 4270 B 4402 C 4564 D 4666 E 4930 F 5194
 <p><u>L112111-A100-****1A0</u> Bravura Lounge Chair Butcher block ends and back panel, bull nosed edge, Key-Loc® reversible cushions, Cal 117 foam, oak, natural finish</p>	27.5W 32D 29.5H 16.6 cu. ft.	16.75	20.5	.2	95	A 1795 B 1839 C 1893 D 1927 E 2015 F 2103

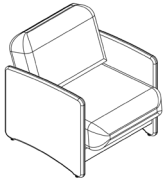
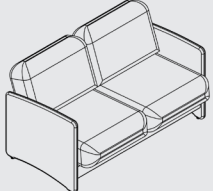
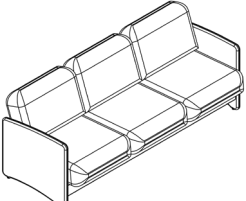
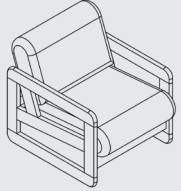
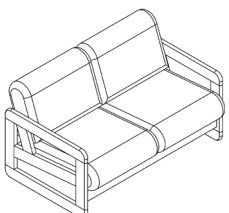
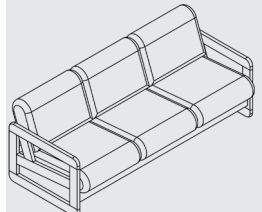
An underlined character indicates there is a choice available. See page 35-38 for selections and pricing. **** means that a fabric selection is required. List price for C.O.M. material is the same as Grade B.

Wood Frame Lounge Seating

	Model/Description	Dimensions	SH	AH	Ydg.	Wt	List Price
	<u>L112112-A100-****1A0</u> Bravura Loveseat Butcher block ends and back panel, bull nosed edge, Key-Loc® reversible cushions, Cal 117 foam, oak, natural finish	52W 32D 29.5H 30.9 cu. ft.	16.75	20.5	4	140	A 3022 B 3110 C 3218 D 3286 E 3462 F 3638
	<u>L112113-A100-****1A0</u> Bravura Sofa Butcher block ends and back panel, bull nosed edge, Key-Loc® reversible cushions, Cal 117 foam, oak, natural finish	76.5W 32D 29.5H 45.2 cu. ft.	16.75	20.5	6	185	A 4284 B 4416 C 4578 D 4680 E 4944 F 5208
	<u>L115111-A100-****1A0</u> Endurance Rocker Butcher block ends and back panel, heavy duty rocker mechanism, bull nosed edge, Key-Loc® reversible cushions, Cal 117 foam, oak, natural finish	28W 34D 30H 18.2 cu. ft.	16.75	20.5	2	115	A 2855 B 2900 C 2954 D 2990 E 3080 F 3170
	<u>L124221-A100-****1A0</u> Arcadia Lounge Chair Upholstered insert panels in ends, eased edges, wood rail back, Key-Loc® reversible cushions, Cal 117 foam, oak, natural finish	28W 33D 31H 18.3 cu. ft.	19	24	3.5	80	A 2150 B 2227 C 2322 D 2381 E 2535 F 2689
	<u>L124222-A100-****1A0</u> Arcadia Loveseat Upholstered insert panels in ends, eased edges, wood rail back, Key-Loc® reversible cushions, Cal 117 foam, oak, natural finish	52.5W 33D 31H 33.7 cu. ft.	19	24	5.5	120	A 3281 B 3402 C 3551 D 3644 E 3886 F 4128
	<u>L124223-A100-****1A0</u> Arcadia Sofa Upholstered insert panels in ends, eased edges, wood rail back, Key-Loc® reversible cushions, Cal 117 foam, oak, natural finish	77W 33D 31H 49.2 cu. ft.	19	24	7.5	160	A 4388 B 4553 C 4756 D 4883 E 5213 F 5543

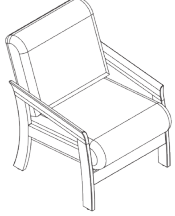
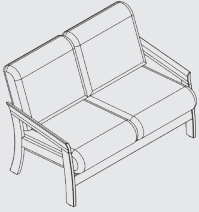
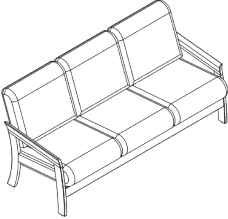
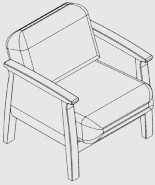

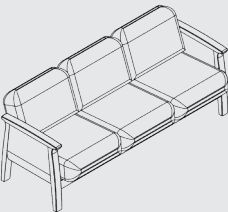
An underlined character indicates there is a choice available. See page 35-38 for selections and pricing. **** means that a fabric selection is required. List price for C.O.M. material is the same as Grade B.

Wood Frame Lounge Seating

	Model/Description	Dimensions	SH	AH	Ydg.	Wt	List Price
	L132211-E100-****1A0 Gallant Lounge Chair Butcher block ends with a routed bottom, radiused edge, Key-Loc® Elan reversible cushions, Cal 117 foam, oak, natural finish * Price based on 1-tone covers	27.25W 33D 31H 17.7 cu. ft.	17	24.75	2.25	90	A 1910 B 1960 C 2020 D 2059 E 2158 F 2257
	L132212-E100-****1A0 Gallant Loveseat Butcher block ends with a routed bottom, radiused edge, Key-Loc® Elan reversible cushions, Cal 117 foam, oak, natural finish * Price based on 1-tone covers	51.75W 33D 31H 32.9 cu. ft.	17	24.75	4.5	130	A 3109 B 3210 C 3332 D 3413 E 3615 F 3818
	L132213-E100-****1A0 Gallant Sofa Butcher block ends with a routed bottom, radiused edge, Key-Loc® Elan reversible cushions, Cal 117 foam, oak, natural finish * Price based on 1-tone covers	76.25W 33D 31H 48.2 cu. ft.	17	24.75	6.75	170	A 4406 B 4558 C 4740 D 4861 E 5165 F 5469
	L141121-A100-****1A0 Synergy Lounge Chair, Sled Base Wood rail back, bull nosed edge, Key-Loc® reversible cushions, Cal 117 foam, oak, natural finish	27W 33D 30.5H 17.4 cu. ft.	16.5	22	2	65	A 1667 B 1712 C 1766 D 1802 E 1892 F 1982
	L141122-A100-****1A0 Synergy Loveseat, Sled Base Wood rail back, bull nosed edge, Key-Loc® reversible cushions, Cal 117 foam, oak, natural finish	51.5W 33D 30.5H 32.6 cu. ft.	16.5	22	4	105	A 2798 B 2888 C 2996 D 3068 E 3248 F 3428
	L141123-A100-****1A0 Synergy Sofa, Sled Base Wood rail back, bull nosed edge, Key-Loc® reversible cushions, Cal 117 foam, oak, natural finish	76W 33D 30.5H 47.7 cu. ft.	16.5	22	6	145	A 3913 B 4048 C 4210 D 4318 E 4588 F 4858


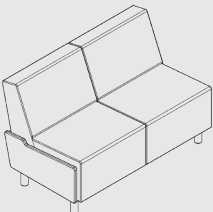
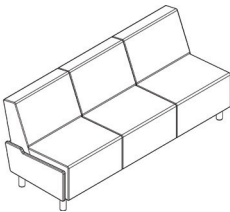
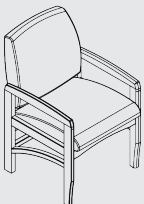
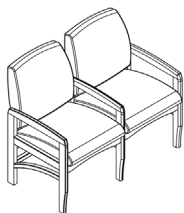
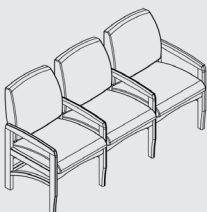
An underlined character indicates there is a choice available. See page 35-38 for selections and pricing. **** means that a fabric selection is required. List price for C.O.M. material is the same as Grade B.

Wood Frame Lounge Seating

	Model/Description	Dimensions	SH	AH	Ydg.	Wt	List Price
	L142221-F100-****1A0 Encore Lounge Chair Leg base, upholstered, Key-Loc® cushions, stainless steel glides, Cal 117 foam, no exposed staples, oak, natural finish	27.75W 34.25D 36H 21.7 cu. ft.	18.75	24	2.25	50	A 1942 B 1992 C 2052 D 2091 E 2190 F 2289
	L142222-F100-****1A0 Encore Loveseat Leg base, upholstered, Key-Loc® cushions, stainless steel glides, Cal 117 foam, no exposed staples, oak, natural finish	52.25W 34.25D 36H 40.2 cu. ft.	18.75	24	4.5	95	A 3226 B 3327 C 3449 D 3530 E 3732 F 3935
	L142223-F100-****1A0 Encore Sofa Leg base, upholstered, Key-Loc® cushions, stainless steel glides, Cal 117 foam, no exposed staples, oak, natural finish	76.75W 34.25D 36H 58.7 cu. ft.	18.75	24	6.75	135	A 4547 B 4699 C 4881 D 5003 E 5307 F 5610
	L160211-E100-****6A0 Lotus Lounge Chair Leg base, upholstered insert panels, Key-Loc® Elan reversible cushions, Cal 117 foam, maple, natural finish * Price based on 1-tone covers	30W 33D 33H 20.7 cu. ft.	18.75	24	3.55	75	A 2552 B 2632 C 2728 D 2791 E 2951 F 3111
	L160212-E100-****6A0 Lotus Loveseat Leg base, upholstered insert panels, Key-Loc® Elan reversible cushions, Cal 117 foam, maple, natural finish * Price based on 1-tone covers	54.5W 33D 33H 37.2 cu. ft.	19	26	5.9	117	A 3796 B 3929 C 4088 D 4195 E 4460 F 4726
	L160213-E100-****6A0 Lotus Sofa Leg base, upholstered insert panels, Key-Loc® Elan reversible cushions, Cal 117 foam, maple, natural finish * Price based on 1-tone covers	79W 33D 33H 53.5 cu. ft.	19	26	8.25	158	A 4982 B 5167 C 5388 D 5535 E 5904 F 6273

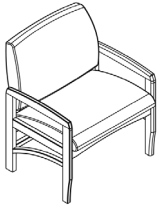
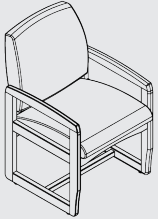

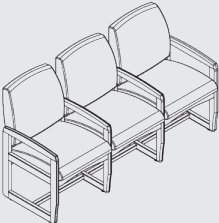
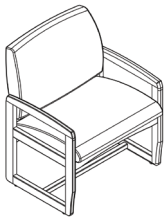
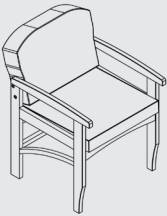
An underlined character indicates there is a choice available. See page 35-38 for selections and pricing. **** means that a fabric selection is required. List price for C.O.M. material is the same as Grade B.

Wood Frame Lounge Seating

	Model/Description	Dimensions	SH	AH	Ydg.	Wt	List Price
	L170241-0100-****7A0 Astro Lounge Chair Betula plywood end panels, fixed cushions, powder coated metal legs, Cal 117 foam, natural finish	26.5W 29.5D 32H 16 cu. ft.	18	26	3	54	A 1651 B 1717 C 1798 D 1849 E 1981 F 2113
	L170242-0100-****7A0 Astro Loveseat Betula plywood end panels, fixed cushions, powder coated metal legs, Cal 117 foam, natural finish	51W 29.5D 32H 30.3 cu. ft.	18	26	6	79	A 2537 B 2669 C 2831 D 2933 E 3197 F 3461
	L170243-0100-****7A0 Astro Sofa Betula plywood end panels, fixed cushions, powder coated metal legs, Cal 117 foam, natural finish	75.5W 29.5D 32H 44.6 cu. ft.	18	26	9	104	A 3462 B 3660 C 3903 D 4056 E 4452 F 4848
	L220001-01S0-****6A0 Boardwalk Side Chair, Leg Base Leg base, upholstered, glued-in stainless steel glides, Cal 117 foam, no exposed staples, maple, natural finish	23.5W 26.5D 37.5H 15.01 cu. ft.	19	26	2	35	A 1475 B 1520 C 1574 D 1610 E 1700 F 1790
	L220002-01S0-****6A0 Boardwalk 2-Seat Chair, Leg Base Leg base, upholstered, glued-in stainless steel glides, Cal 117 foam, no exposed staples, maple, natural finish	46W 26.5D 37.5H 28.8 cu. ft.	19	26	4	65	A 2653 B 2743 C 2851 D 2923 E 3103 F 3283
	L220003-01S0-****6A0 Boardwalk 3-Seat Chair, Leg Base Leg base, upholstered, glued-in stainless steel glides, Cal 117 foam, no exposed staples, maple, natural finish	68W 26.5D 37.5H 42.28 cu. ft.	19	26	6	90	A 3830 B 3965 C 4127 D 4235 E 4505 F 4775

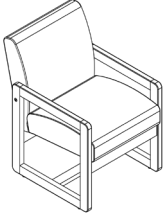
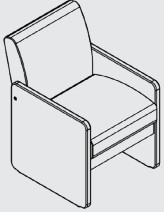
An underlined character indicates there is a choice available. See page 35-38 for selections and pricing. **** means that a fabric selection is required. List price for C.O.M. material is the same as Grade B.

Wood Frame Lounge Seating

	Model/Description	Dimensions	SH	AH	Ydg.	Wt	List Price
	L220011-01<u>S</u>O-****6A0 Boardwalk Bariatric Chair, Leg Base	30.5W 26.5D 37.5H 19.3 cu. ft.	19	26	3.6	40	A 1615 B 1696 C 1793 D 1858 E 2020 F 2182
	L221001-01<u>S</u>O-****6A0 Boardwalk Side Chair, Sled Base	23.5W 26.5D 37.5H 15.01 cu. ft.	19	26	2	35	A 1467 B 1512 C 1566 D 1602 E 1692 F 1782
	L221002-01<u>S</u>O-****6A0 Boardwalk 2-Seat Chair, Sled Base	46W 26.5D 37.5H 28.8 cu. ft.	19	26	4	65	A 2639 B 2729 C 2837 D 2909 E 3089 F 3269
	L221003-01<u>S</u>O-****6A0 Boardwalk 3-Seat Chair, Sled Base	68W 26.5D 37.5H 42.28 cu. ft.	19	26	6	90	A 3813 B 3948 C 4110 D 4218 E 4488 F 4758
	L221011-01<u>S</u>O-****6A0 Boardwalk Bariatric Chair, Sled Base	30.5W 26.5D 37.5H 19.3 cu. ft.	19	26	3.6	40	A 1606 B 1687 C 1784 D 1849 E 2011 F 2173
	L224201-01<u>S</u>O-****1A0 Arcadia Lobby Chair	22.5W 26.75D 33.5H 13 cu. ft.	21.5	25	1.5	25	A 1248 B 1282 C 1322 D 1349 E 1417 F 1484

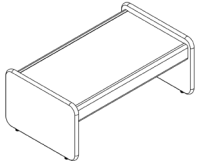
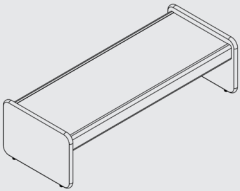
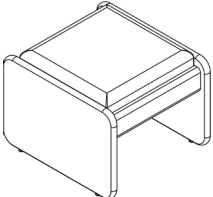
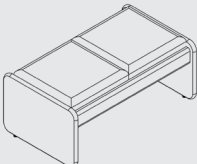
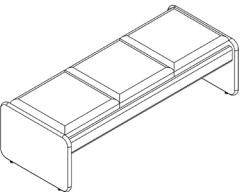
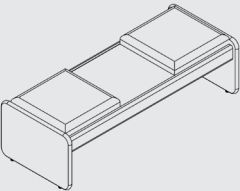
An underlined character indicates there is a choice available. See page 35-38 for selections and pricing. **** means that a fabric selection is required. List price for C.O.M. material is the same as Grade B.

Wood Frame Lounge Seating

	Model/Description	Dimensions	SH	AH	Ydg.	Wt	List Price
	L240201-01<u>S</u>0-****1A0 Desk/Lounge Chair Upholstered seat, upholstered back, glued-in stainless steel glides, Cal 117 foam, oak, natural finish	22W 26.25D 32.5H 12.0 cu. ft.	17.5	22.5	1.5	25	A 1163 B 1196 C 1237 D 1262 E 1328 F 1394
	L245201-01<u>S</u>0-****1A0 Sherman Chair Radiused butcherblock ends, no bottom rail, oak seat bottom to cover staples, glued-in stainless steel glides	22W 26.25D 32.5H 12.0 cu. ft.	17.5	22.5	1.5	45	A 1378 B 1427 C 1481 D 1518 E 1609 F 1701

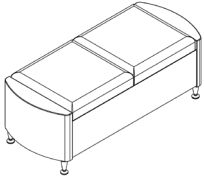
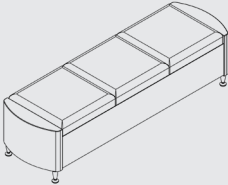
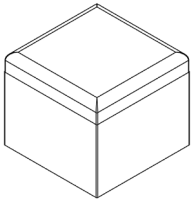
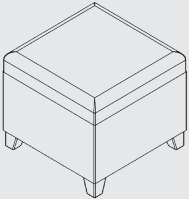
An underlined character indicates there is a choice available. See page 35-38 for selections and pricing. **** means that a fabric selection is required. List price for C.O.M. material is the same as Grade B.

Bench Lounge Seating

	Model/Description	Dimensions	SH	AH	Ydg.	Wt	List Price
	L300102-0000-00001A0 Endurance All Wood 2-Seat Bench Butcher block ends, bull nosed edge, oak veneer deck, oak, natural finish	44W 26D 18.5H 14.4 cu. ft.	---	---	---	65	997
	L300103-0000-00001A0 Endurance All Wood 3-Seat Bench Butcher block ends, bull nosed edge, oak veneer deck, oak, natural finish	64.5W 26D 18.5H 21.0 cu. ft.	---	---	---	80	1166
	L310101-0100-****1A0 Endurance 1-Seat Bench Butcher block ends, bull nosed edge, oak veneer deck, oak, natural finish	23.25W 26D 19.5H 7.8 cu. ft.	---	---	.75	50	A 938 B 955 C 975 D 988 E 1021 F 1054
	L310102-0100-****1A0 Endurance 2-Seat Bench Butcher block ends, bull nosed edge, Cal 117 foam, oak, natural finish	44W 26D 19.5H 14.4 cu. ft.	19.5	---	1.5	65	A 1342 B 1390 C 1447 D 1482 E 1573 F 1663
	L310103-0100-****1A0 Endurance 3-Seat Bench Butcher block ends, bull nosed edge, Cal 117 foam, oak, natural finish	64.5W 26D 19.5H 21.0 cu. ft.	19.5	---	2	80	A 1698 B 1742 C 1803 D 1850 E 1972 F 2094
	L310109-0100-****1A0 Endurance 2-Seat Bench with Table Butcher block ends, bull nosed edge, oak veneer center table insert, Cal 117 foam, oak, natural finish *Table insert will match wood finish.	64.5W 26D 19.5H 21.0 cu. ft.	19.5	---	1.5	80	A 1573 B 1623 C 1677 D 1736 E 1804 F 1895

An underlined character indicates there is a choice available. See page 35-38 for selections and pricing. **** means that a fabric selection is required. List price for C.O.M. material is the same as Grade B.

Bench Lounge Seating

	Model/Description	Dimensions	SH	AH	Ydg.	Wt	List Price
	L346002-0100-****000 Czar Two Seat Bench Half moon ends fully upholstered, Replaceable seat cushions securely attached, Cal 117 foam, metal feet	50.5W 21D 18.75H 13 cu. ft.	18.75	---	4	51	A 1557 B 1645 C 1753 D 1821 E 1997 F 2173
	L346003-0100-****000 Czar Three Seat Bench Half moon ends fully upholstered, Replaceable seat cushions securely attached, Cal 117 foam, metal feet	71W 21D 18.75H 18.2 cu. ft.	18.75	---	5.5	71	A 1898 B 2019 C 2168 D 2261 E 2503 F 2745
	L330001-0100-****000 Ottoman No Legs 14" base, upholstered, replaceable cushions, Cal 117 foam, no legs, nail-in glides	20.75W 20.75D 18H 4.48 cu. ft.	---	---	1.7	37	A 789 B 830 C 881 D 915 E 998 F 1083
	L331001-01J0-****1A0 Ottoman 3" Square Straight Legs 11" base, upholstered, replaceable cushions, Cal 117 foam, 3" square straight legs, Oak, natural finish	20.75W 20.75D 18H 4.48 cu. ft.	---	---	1.5	33	A 855 B 892 C 937 D 966 E 1040 F 1115

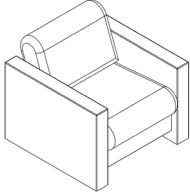
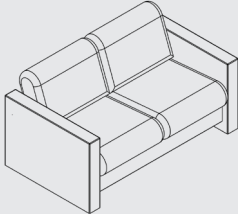
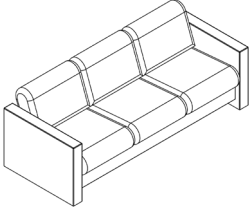
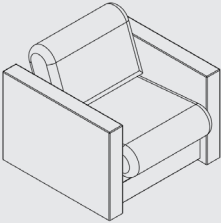
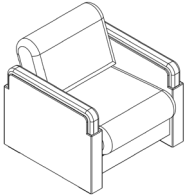
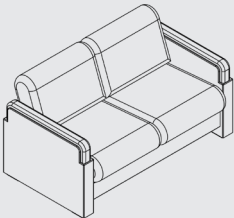
An underlined character indicates there is a choice available. See page 35-38 for selections and pricing. **** means that a fabric selection is required. List price for C.O.M. material is the same as Grade B.

Ottoman Option Selection & Pricing Guide

Field Description:	Options 11,12		Finish 19		
Field Position:	N/A	N/A	Natural	Stock Finish	Custom Match (sample required, minimum order required)
Selection Description:					
Selection #:	0	0	A	B-N	x
L330			S	+119	+239
L331			S	+119	+239

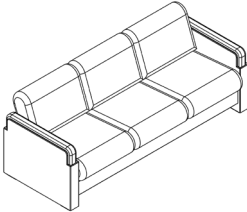
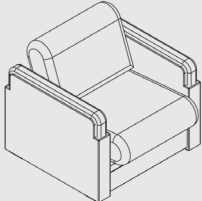
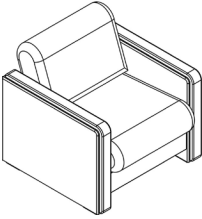
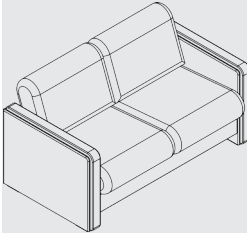
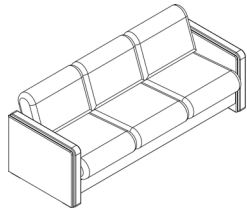
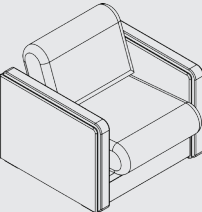
Contact your Blockhouse rep for Bed Bug Barrier options (Y)

Fully Upholstered Lounge Seating

	Model/Description	Dimensions	SH	AH	Ydg.	Wt	List Price
	L420041-A100-****1A0 Ambassador Lounge Chair Fully upholstered, Key-Loc® reversible cushions, Cal 117 foam, oak feet, natural finish	31W 33D 31H 20.2 cu. ft.	17.5	24.5	6	90	A 2350 B 2482 C 2644 D 2746 E 3010 F 3274
	L420042-A100-****1A0 Ambassador Loveseat Fully upholstered, Key-Loc® reversible cushions, Cal 117 foam, oak feet, natural finish	56W 33D 31H 35.9 cu. ft.	17.5	24.5	8	135	A 3577 B 3753 C 3969 D 4105 E 4457 F 4809
	L420043-A100-****1A0 Ambassador Sofa Fully upholstered, Key-Loc® reversible cushions, Cal 117 foam, oak feet, natural finish	80W 33D 31H 51 cu. ft.	17.5	24.5	11	180	A 4796 B 5038 C 5335 D 5522 E 6006 F 6490
	L420141-A100-****1A0 Ambassador Rocker Fully upholstered, Key-Loc® reversible cushions, heavy-duty rocker mechanism, Cal 117 foam, oak feet, natural finish	31W 33D 31H 20.2 cu. ft.	17.5	24.5	6	105	A 3286 B 3418 C 3577 D 3682 E 3946 F 4210
	L422041-A100-****1A0 Ambassador Bentply Lounge Chair Fully upholstered, Key-Loc® reversible cushions, Cal 117 foam, oak arm caps and feet, natural finish	31W 33D 31H 20.2 cu. ft.	17.5	24.5	6	100	A 2787 B 2919 C 3081 D 3183 E 3447 F 3711
	L422042-A100-****1A0 Ambassador Bentply Loveseat Fully upholstered, Key-Loc® reversible cushions, Cal 117 foam, oak arm caps and feet, natural finish	56W 33D 31H 35.9 cu. ft.	17.5	24.5	8	145	A 4014 B 4190 C 4406 D 4542 E 4894 F 5246

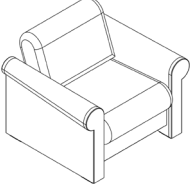
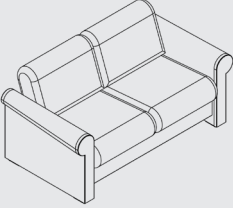
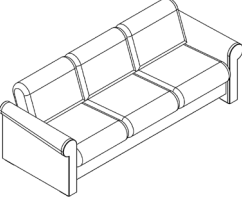
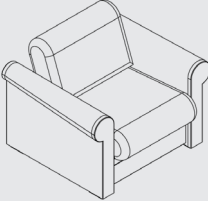
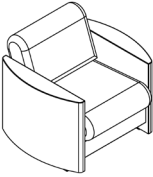
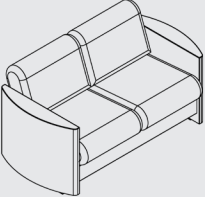
An underlined character indicates there is a choice available. See page 35-38 for selections and pricing. **** means that a fabric selection is required. List price for C.O.M. material is the same as Grade B.

Fully Upholstered Lounge Seating

Model/Description	Dimensions	SH	AH	Ydg.	Wt	List Price
 <p>L422043-A100-****1A0 Ambassador Bentply Sofa Fully upholstered, Key-Loc® reversible cushions, Cal 117 foam, oak arm caps and feet, natural finish</p>	80W 33D 31H 51 cu. ft.	17.5	24.5	11	190	A 5234 B 5476 C 5773 D 5960 E 6444 F 6928
 <p>L422141-A100-****1A0 Ambassador Bentply Rocker Fully upholstered, Key-Loc® reversible cushions, Cal 117 foam, heavy-duty rocker mechanism, oak arm caps and feet, natural finish</p>	31W 33D 31H 20.2 cu. ft.	17.5	24.5	6	115	A 3931 B 4066 C 4228 D 4336 E 4606 F 4876
 <p>L423041-A100-****1A0 Ambassador Bentply II Lounge Chair Fully upholstered, Key-Loc® reversible cushions, Cal 117 foam, oak bentply arm caps, oak feet, natural finish</p>	31W 33D 31H 20.2 cu. ft.	17.5	24.5	6	100	A 2715 B 2850 C 3012 D 3120 E 3390 F 3660
 <p>L423042-A100-****1A0 Ambassador Bentply II Loveseat Fully upholstered, Key-Loc® reversible cushions, Cal 117 foam, oak bentply arm caps, oak feet, natural finish</p>	56W 33D 31H 35.9 cu. ft.	17.5	24.5	8	145	A 3927 B 4105 C 4321 D 4465 E 4825 F 5185
 <p>L423043-A100-****1A0 Ambassador Bentply II Sofa Fully upholstered, Key-Loc® reversible cushions, Cal 117 foam, oak bentply arm caps, oak feet, natural finish</p>	80W 33D 31H 51 cu. ft.	17.5	24.5	11	190	A 5144 B 5388 C 5685 D 5883 E 6378 F 6873
 <p>L423141-A100-****1A0 Ambassador Bentply II Rocker Fully upholstered, Key-Loc® reversible cushions, Cal 117 foam, heavy-duty rocker mechanism, oak bentply arm caps, oak feet, natural finish</p>	31W 33D 31H 20.2 cu. ft.	17.5	24.5	6	115	A 4030 B 4165 C 4327 D 4435 E 4705 F 4975

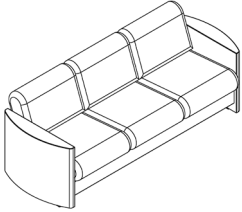
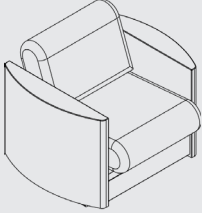
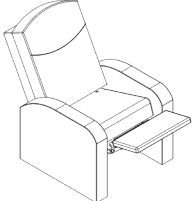
An underlined character indicates there is a choice available. See page 35-38 for selections and pricing. **** means that a fabric selection is required. List price for C.O.M. material is the same as Grade B.

Fully Upholstered Lounge Seating

	Model/Description	Dimensions	SH	AH	Ydg.	Wt	List Price
	L424041-A100-****1A0 Ambassador Rolled Arm Lounge Chair Fully upholstered, Key-Loc® reversible cushions, Cal 117 foam, oak feet, natural finish	36W 33D 31H 23.3 cu. ft.	17.5	24.5	6.5	90	A 2519 B 2662 C 2838 D 2948 E 3234 F 3520
	L424042-A100-****1A0 Ambassador Rolled Arm Loveseat Fully upholstered, Key-Loc® reversible cushions, Cal 117 foam, oak feet, natural finish	61W 33D 31H 39.1 cu. ft.	17.5	24.5	9	135	A 3746 B 3944 C 4187 D 4340 E 4736 F 5132
	L424043-A100-****1A0 Ambassador Rolled Arm Sofa Fully upholstered, Key-Loc® reversible cushions, Cal 117 foam, oak feet, natural finish	85W 33D 31H 54.2 cu. ft.	17.5	24.5	11.5	180	A 4966 B 5219 C 5530 D 5725 E 6231 F 6737
	L424141-A100-****1A0 Ambassador Rolled Arm Rocker Fully upholstered, Key-Loc® reversible cushions, Cal 117 foam, heavy-duty rocker mechanism, oak feet, natural finish	36W 33D 31H 23.3 cu. ft.	17.5	24.5	6.5	105	A 3609 B 3755 C 3931 D 4048 E 4340 F 4633
	L426041-A100-****1A0 Czar Lounge Chair Half moon arms, fully upholstered, Key-Loc® reversible cushions, Cal 117 foam, oak feet, natural finish	35.75W 33D 31.5H 23.4 cu. ft.	17	24	6.3	115	A 2513 B 2652 C 2822 D 2929 E 3206 F 3483
	L426042-A100-****1A0 Czar Loveseat Half moon arms, fully upholstered, Key-Loc® reversible cushions, Cal 117 foam, oak feet, natural finish	60.25W 33D 31.5H 39 cu. ft.	17	24	8.3	161	A 3740 B 3923 C 4147 D 4288 E 4653 F 5018


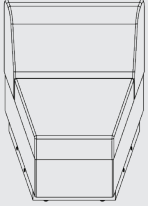
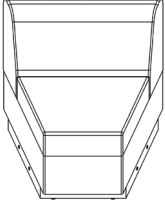
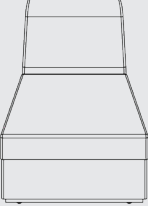

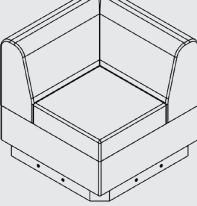
An underlined character indicates there is a choice available. See page 35-38 for selections and pricing. **** means that a fabric selection is required. List price for C.O.M. material is the same as Grade B.

Fully Upholstered Lounge Seating

	Model/Description	Dimensions	SH	AH	Ydg.	Wt	List Price
	L426043-A100-****1A0 Czar Sofa Half moon arms, fully upholstered, Key-Loc® reversible cushions, Cal 117 foam, oak feet, natural finish	84.75W 33D 31.5H 54.6 cu. ft.	17	24	11.3	206	A 4959 B 5208 C 5513 D 5705 E 6202 F 6699
	L426141-A100-****1A0 Czar Rocker Half moon arms, fully upholstered, Key-Loc® reversible cushions, Cal 117 foam, heavy-duty rocker mechanism, oak feet, natural finish	35.75W 33D 31.5H 23.4 cu. ft.	17	24	6.3	130	A 3565 B 3706 C 3876 D 3990 E 4273 F 4557
	L940001-0100-****1A0 Oasis Recliner Fully upholstered, slide-motion reclining mechanism, hidden retractable leg rest, replaceable cushions and arms, Cal 117 foam	32.25W 34.5D 46.25H 33 cu. ft. (when closed)	21.5	25.75	7.2	100	A 3504 B 3662 C 3857 D 3979 E 4296 F 4613

An underlined character indicates there is a choice available. See page 35-38 for selections and pricing. **** means that a fabric selection is required. List price for C.O.M. material is the same as Grade B.

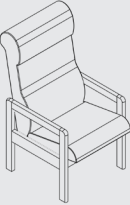
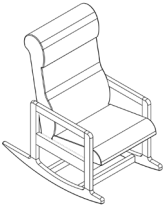
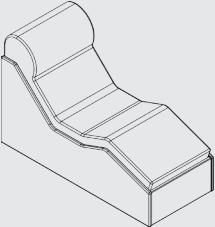
Modular Lounge Seating

	Model/Description	Dimensions	SH	AH	Ydg.	Wt	List Price
	<p>L630011-0100-****000 Paragon 90° Straight Unit Upholstered base, Cal 117 foam, black plinth * Not available with Cal 133 fire retardant foam or moisture resistant lining.</p>	<p>24W 30.5D 30.75H 13.9 cu. ft.</p>	18	---	3	50	A 1509 B 1575 C 1656 D 1707 E 1839 F 1971
	<p>L631011-0100-****000 Paragon 22.5° Wedge Unit Wide back, upholstered base, Cal 117 foam, black plinth * Not available with Cal 133 fire retardant foam or moisture resistant lining.</p>	<p>27W 30.5D 30.75H 15.6 cu. ft.</p>	18	---	3	50	A 1596 B 1662 C 1743 D 1794 E 1926 F 2058
	<p>L632011-0100-****000 Paragon 30° Wedge Unit Wide back, upholstered base, Cal 117 foam, black plinth * Not available with Cal 133 fire retardant foam or moisture resistant lining.</p>	<p>30.5W 30.5D 30.75H 17.6 cu. ft.</p>	18	---	3.25	55	A 1656 B 1728 C 1815 D 1871 E 2014 F 2157
	<p>L633011-0100-****000 Paragon 22.5° Wedge Unit Narrow back, upholstered base, Cal 117 foam, black plinth * Not available with Cal 133 fire retardant foam or moisture resistant lining.</p>	<p>27W 30.5D 30.75H 15.6 cu. ft.</p>	18	---	3	45	A 1580 B 1646 C 1727 D 1778 E 1910 F 2042
	<p>L634011-0100-****000 Paragon 30° Wedge Unit Narrow back, upholstered base, Cal 117 foam, black plinth * Not available with Cal 133 fire retardant foam or moisture resistant lining.</p>	<p>30.5W 30.5D 30.75H 17.6 cu. ft.</p>	18	---	3	50	A 1625 B 1692 C 1773 D 1827 E 1962 F 2097
	<p>L635011-0100-****000 Paragon 90° Corner Unit 90° Corner back, upholstered base, Cal 117 foam, black plinth * Not available with Cal 133 fire retardant foam or moisture resistant lining.</p>	<p>30.5W 30.5D 30.75H 18.3 cu. ft.</p>	18	---	4.5	65	A 2217 B 2316 C 2438 D 2514 E 2712 F 2910

An underlined character indicates there is a choice available. See page 35-38 for selections and pricing. **** means that a fabric selection is required. List price for C.O.M. material is the same as Grade B.

Field Description:		Class Type		Product Line				Edge	Back Panel	# of Seats	Cushion	Foam Option	Options/ Accessories	Fabric	Fabric Pattern	Wood Type	Finish	Special
Field Position:		1	2	3	4	5	6	7	8	9	-	11	-	-	-	-	-	-
		L9		00		0	0	0	-	X	0	00	-	X	000	0	X	0

Specialty Seating

	Model/Description	Dimensions	SH	AH	Ydg.	Wt	List Price
	L920101-01S0-****1A0 Silhouette Chair Leg base, bull nosed edge, ergonomic high back cushion, Cal 117 foam, oak, natural finish	24W 27D 44.5H 18.5 cu. ft.	18	24	2.5	45	A 1732 B 1787 C 1855 D 1897 E 2007 F 2117
	L924101-0100-****1A0 Silhouette Rocker Bull nosed edge, ergonomic high back cushion, Cal 117 foam, oak, natural finish	24W 38.5D 44H 25.8 cu. ft.	19	24.5	2.5	50	A 1891 B 1946 C 2014 D 2056 E 2166 F 2276
	L950001-0100-****7A0 Oasis Lounger Betula plywood frame, upholstered cushion, Cal 117 foam, no exposed staples, enclosed base, natural finish * Optional deck liner available	26W 60D 38.25H 37.8 cu. ft.	18	---	3.5	150	A 3150 B 3249 C 3371 D 3447 E 3645 F 3843

An underlined character indicates there is a choice available. See page 35-38 for selections and pricing. **** means that a fabric selection is required. List price for C.O.M. material is the same as Grade B.

Lounge Seating Option Selection & Pricing Guide

Field Description: Field Position:	Cushions (per set) 9						Foam (per set) 10						
	N/A	Key-Loc® Straight	Key-Loc® Curved Back	Key-Loc® Contour Back	Elan Cushions	Encore Back	N/A	Cal 117	Cal 117, m.r.* Seat	Cal 117, m.r.* Seat & Back	Cal 133	Cal 133, m.r.* Seat	Cal 133, m.r.* Seat & Back
Selection Description:	0	A	B	D	E	F	0	1	2	3	4	5	6
L110		S	+175	+175	+71			S	+88	+176	+133	+220	+309
L112		S	+175	+175	+71			S	+88	+176	+133	+220	+309
L115		S	+175	+175	+71			S	+88	+176	+133	+220	+309
L124		S	+175	+175	+71			S	+88	+176	+133	+220	+309
L132		(56)	+104	+104	S			S	+88	+176	+133	+220	+309
L141		S	+175	+175	+71			S	+88	+176	+133	+220	+309
L142					+71	S		S	+88	+176	+133	+220	+309
L160		(56)	+104	+104	S			S	+88	+176	+133	+220	+309
L170	S							S	+88	+176	+133	+220	+309
L220	S							S	+88	+176	+133	+220	+309
L220011	S							S	+107	+213	+164	+270	+377
L221	S							S	+88	+176	+133	+220	+309
L221011	S							S	+107	+213	+164	+270	+377
L224	S							S	+88	+176	+133	+220	+309
L240	S							S	+89	+176	+135	+222	+310
L245	S							S	+89	+176	+135	+222	+310
L300	S						S						
L310	S							S	+74		+66	+137	+66

*m.r. = Moisture resistance
Contact your Blockhouse rep for Bed Bug Barrier options (Y)

Lounge Seating Option Selection & Pricing Guide

Field Description: Field Position:	Options 11, 12						Finish 19				
	N/A	Intervening Arms (price per arm)	Wood Arm Caps	Heavy Duty Inserts (price per seat)	Glued-In Stainless Steel Glides	Electrical Outlet	N/A	Natural	Stock Finishes	Red Oak Toner	Custom Match (sample required, minimum order required)
Selection Description:											
Selection #:	O	B	E	J	S	V	O	A	B-N	E	X
L110	S	+271		+62	+57			S	+256		+513
L112	S	+271		+62	+57			S	+256		+513
L115	S	+271		+62	+57			S	+256		+513
L124	S	+474		+62	+57			S	+285		+571
L132	S	+314		+62	+57			S	+256		+513
L141	S	+249		+62				S	+285		+571
L142	S			+62				S	+285		+571
L160	S			+62	+57			S	+256		+513
L170	S							S	+219	+0	+439
L220	S				S			S	+117		+235
L220011	S							S	+117		+236
L221	S				S			S	+117		+235
L221011	S							S	+117		+236
L224	S				S			S	+186		+373
L240					S			S	+134		+216
L245					S			S	+256		+513
L300	S				+57			S	+219		+439
L310	S				+57			S	+219		+439

*m.r. = Moisture resistance
Contact your Blockhouse rep for Bed Bug Barrier options (Y)

Lounge Seating Option Selection & Pricing Guide

Field Description: Field Position:	Cushions (per set) 9						Foam (per set) 10						
	N/A	Key-Loc® Straight	Key-Loc® Curved Back	Key-Loc® Contour Back	Elan Cushions	Encore Back	N/A	Cal 117	Cal 117, m.r.* Seat	Cal 117, m.r.* Seat & Back	Cal 133	Cal 133, m.r.* Seat	Cal 133, m.r.* Seat & Back
Selection Description:	0	A	B	D	E	F	0	1	2	3	4	5	6
L420		S	+175	+175	+71			S	+88	+176	+320	+408	+495
L422		S	+175	+175	+71			S	+88	+176	+320	+408	+495
L423		S	+175	+175	+71			S	+88	+176	+320	+408	+495
L424		S	+175	+175	+71			S	+88	+176	+320	+408	+495
L426		S	+175	+175	+71			S	+88	+176	+320	+408	+495
L630	S							S					
L920	S							S	+74	+149	+175	+247	+322
L924	S							S	+74	+149	+175	+247	+322
L940	S							S	+88	+176	+320	+408	+495
L950	S							S					

*m.r. = Moisture resistance
Contact your Blockhouse rep for Bed Bug Barrier options (Y)

Lounge Seating Option Selection & Pricing Guide

Field Description:	Options 11, 12						Finish 19				
Field Position:	N/A	Intervening Arms (price per arm)	Wood Arm Caps	Heavy Duty Inserts (price per seat)	Glued-In Stainless Steel Glides	Electrical Outlet	N/A	Natural	Stock Finishes	Red Oak Toner	Custom Match (sample required, minimum order required)
Selection Description:											
Selection #:	O	B	E	J	S	V	O	A	B-N	E	X
L420	S	+511	+125	+62		+182		S	+132		+264
L422	S	+829		+62		+182		S	+276		+552
L423	S	+829		+62		+182		S	+276		+552
L424	S			+62		+182		S	+132		+264
L426	S		+196	+62		+182		S	+132		+264
L630	S							S			
L920	S				S			S	+285		+572
L924	S							S	+285		+572
L940	S		+125			+182	S				
L950	S				+57			S	+297	+0	+592

*m.r. = Moisture resistance
Contact your Blockhouse rep for Bed Bug Barrier options (Y)

Dining, Study, Activity Table Tops

#3 & 4 top types: laminate will match base finish unless otherwise specified. If base is metal, the laminate will match natural oak finish unless otherwise specified.

#3 top type: Standard natural oak and stock finish laminate tops will have matching PVC edge; all standard finishes will receive a matching PVC edge.

Top Type		
3	4	5
Laminate Top, PVC Edge, 1.25" Thick, Laminate Top, 3mm PVC Edge 5.5 lb/sq. ft.	Laminate Top, Wood Edge, 1.25" Thick, Laminate Top, .5" Wide Solid Oak Edge, Bull Nosed 5.25 lb/sq. ft.	Butcher Block Top, 1.75" Thick Solid Red Oak, Bull Nosed Edge, Radius Corners 6.25 lb/sq. ft.

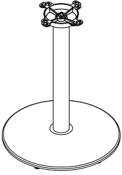
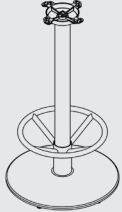
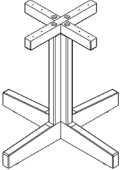
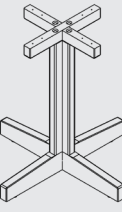
F.O.B. Origin

Table Shape		Top Size		List Price			
Sel	Description	Sel	Description	#3 Above	#4 Above	#5 Above	Cube
1	Round Tables: Applies to the following bases: 22, 24, 30, 31, 35, 90, 91, 92, 95, 96 +48" not available with 22, 24 & 35 bases	1	30" diameter	385	N/A	1048	1.2
		2	36" diameter	573	N/A	1259	1.6
		3	42" diameter	773	N/A	1671	2.2
		+4	48" diameter	960	N/A	2101	2.8
2	Square Tables: Applies to the following bases: 22, 24, 30, 31, 35, 85, 90, 91, 92, 95, 96 +48" not available with 22, 24 & 35 bases	1	30" x 30"	385	529	1060	1.2
		2	36" x 36"	547	687	1226	1.6
		3	42" x 42"	773	883	1637	2.2
		+4	48" x 48"	960	1258	2072	2.8
3	Rectangular Tables: Applies to the following bases: 50, 51, 85, 90, 91, 92, 95, 96 +36" x 72" not available with 90, 91, 92, 95 and 96 bases	1	30" x 48"	618	750	1986	1.8
		2	30" x 60"	773	1013	2002	2.2
		3	36" x 60"	926	1120	2028	2.7
		+4	36" x 72"	1109	1299	2324	3.2

NOTE: When ordering tables, the first three digits specify the top while the next three digits select the base. Add list price of top to list price of base for total list price of table. Options or extra features will be additional.
Table tops & bases shipped unassembled (KD), except for tables with an apron base.

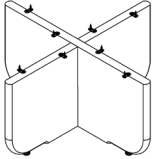
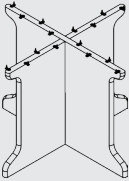
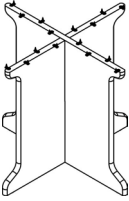
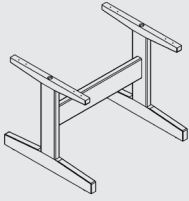
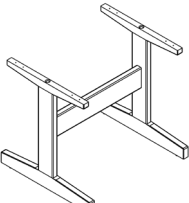
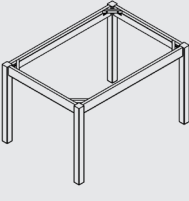
Field Description:		Class Shape		Top Size		Top Type		Base		Metal Finish		Options/ Accessories		N/A		N/A		Wood Type		Finish		Special		
Field Position:		1	2	3	4	5	6	7	8	9	10	11	-	15	16	-	-	-	-	-	-	-	-	
		T	0	0	00	0	-	0000	-	0	000	0	X	0										

Dining, Study, Activity Table Bases

Model/Description	Top Size	Base Ht	Wt	Cube	List Price
 <p><u>T***222-0000-0000##0</u> Pedestal Base (#22) Cast iron base, steel column, black wrinkle finish</p>	30" rd/sq 36" rd/sq 42" rd	29	35	8.8	380
 <p><u>T***242-0000-0000##0</u> Pedestal Base (#24) Bar Height Cast iron base, steel column, black wrinkle finish, black foot ring</p>	30" rd/sq 36" rd/sq	41	37	12.9	598
 <p><u>T***300-0000-00001A0</u> Pedestal Base (#30) Butcher block base 30" spread, oak, natural finish</p>	30" rd/sq 36" rd/sq 42" rd/sq 48" rd/sq	27.25	22	9.5	639
 <p><u>T***310-0000-00001A0</u> Pedestal Base (#31) Wheelchair Height Butcher block base 30" spread, oak, natural finish</p>	30" rd/sq 36" rd/sq 42" rd/sq 48" rd/sq	31	24	10.7	688

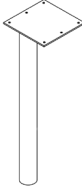



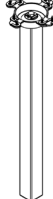
An underlined character indicates there is a choice available. See page 43 for selections and pricing. Note: when ordering tables, the first three digits specify the top while the next three digits select the base. Add list price of top to list price of base for total list price of table. Options or extra features will be additional. Table tops & bases shipped unassembled (KD), except for tables with an apron base.

Dining, Study, Activity Table Bases

Model/Description	Top Size	Base Ht	Wt	Cube	List Price
 <p>T***350-0000-00001A0 X-Panel Base (#35) Butcherblock base, 28" spread, bull-nosed edges, oak, natural finish * rectangular tops require 2 bases</p>	30" rd/sq		60/70	9.2	
	36" rd/sq		75/85	13.1	
	42" rd/sq		90/105	17.7	
	30"x48"	13.75	125	14.5	605
	*30"x60"		*140	*18.1	
	*36"x60"		*155	*21.6	
	*36"x72"		*175	*25.8	
 <p>T***360-0000-00001A0 X-Panel Base, Standard Table Height (#36) Butcherblock base, 36" spread, bull-nosed edges, oak, natural finish * rectangular tops require 2 bases</p>	30" sq		105	16.2	
	36" rd/sq		105/115	23	
	42" rd/sq		120/135	31.1	
	48" rd/sq	26.25	140/160	40.4	1183
	*30"x60"		*200	*31.8	
	*36"x60"		*215	*38	
	*36"x72"		*235	*45.5	
 <p>T***370-0000-00001A0 X-Panel Base, Wheelchair Table Height (#37) Butcherblock base, 36" spread, bull-nosed edges, oak, natural finish * rectangular tops require 2 bases</p>	30" sq		115	18.8	
	36" rd/sq		115/125	26.8	
	42" rd/sq		130/145	36.1	
	48" rd/sq	31	150/170	46.9	1351
	*30"x60"		*220	*37	
	*36"x60"		*235	*44.1	
	*36"x72"		*255	*52.8	
 <p>T***500-0000-00001A0 Trestle Base (#50) Butcher block base, oak, natural finish</p>	30" x 48"	27.25	33	3.8	819
	30" x 60"	27.25	33	3.8	819
	36" x 60"	27.25	33	3.8	819
	36" x 72"	27.25	33	3.8	839
 <p>T***510-0000-00001A0 Trestle Base (#51) Wheelchair Height Butcher block base, oak, natural finish</p>	30" x 48"	31	35	4.1	841
	30" x 60"	31	35	4.1	841
	36" x 60"	31	35	4.1	841
	36" x 72"	31	37	4.1	860
 <p>T***850-0000-00001A0 Apron Base (#85) 2.25" square legs, oak, natural finish 25.75" clearance under apron</p>	36" sq	29.25	29	21.7	711
	42" sq	29.25	31	29.7	740
	48" sq	29.25	34	39.0	740
	30" x 48"	29.25	30	24.1	704
	30" x 60"	29.25	33	30.2	730
	36" x 60"	29.25	34	36.5	755
	36" x 72"	29.25	36	43.9	780

An underlined character indicates there is a choice available. See page 43 for selections and pricing. Note: when ordering tables, the first three digits specify the top while the next three digits select the base. Add list price of top to list price of base for total list price of table. Options or extra features will be additional. Table tops & bases shipped unassembled (KD), except for tables with an apron base.

Dining, Study, Activity Table Bases

	Model/Description	Top Size	Base Ht	Wt	Cube	List Price
	T***902-0000-0000##0 Table Legs (Base #90) Set of four, round legs, black enamel steel	top sizes over 30" sq or 36" rd	27.25	28	2.0	1246
	T***910-0000-00001A0 Table Legs (Base #91) Set of four, 2.375" round legs w/ cast iron spiders, oak, natural finish	top sizes over 30" sq or 36" rd	27.25	24	2.0	550
	T***920-0000-00001A0 Table Legs (Base #92) Wheelchair Height Set of four, 2.375" round legs w/ cast iron spiders, oak, natural finish	top sizes over 30" sq or 36" rd	30.5	26	2.0	563
	T***950-0000-00001A0 Table Legs (Base #95) Set of four, 2.25" square legs w/ cast iron spiders, oak, natural finish	top sizes over 30" sq or 36" rd	27.25	28	2.0	529
	T***960-0000-00001A0 Table Legs (Base #96) Wheelchair Height Set of four, 2.25" square legs w/ cast iron spiders, oak, natural finish	top sizes over 30" sq or 36" rd	30.5	30	2.0	556

An underlined character indicates there is a choice available. See page 43 for selections and pricing. Note: when ordering tables, the first three digits specify the top while the next three digits select the base. Add list price of top to list price of base for total list price of table. Options or extra features will be additional. Table tops & bases shipped unassembled (KD), except for tables with an apron base.

Dining, Study, Activity Tables & Bases

Option Selection & Pricing Guide

Field Description: Field Position:	Options 9, 10, 11, 12				Finish 19			
	N/A	Game Top	Glued-In Stainless Steel Glides	Custom Colored Laminate Top (specify mg. & color)	N/A	Natural	Stock Finish	Custom Match (sample required, minimum order required)
Selection Description:								
Selection #:	O	A	S	X	O	A	B-N	X
T***22	S	+482		+16%	S	S	+17%	+34%
T***24	S	+482		+16%	S	S	+17%	+34%
T***30	S	+482		+16%		S	+17%	+34%
T***31	S	+482		+16%		S	+17%	+34%
T***35	S	+482		+16%		S	+17%	+34%
T***36	S	+482		+16%		S	+17%	+34%
T***37	S	+482		+16%		S	+17%	+34%
T***50	S			+16%		S	+17%	+34%
T***51	S			+16%		S	+17%	+34%
T***85	S	+482		+16%		S	+17%	+34%
T***90	S	+482		+16%	S	S		
T***91	S	+482		+16%		S	+17%	+34%
T***92	S	+482		+16%		S	+17%	+34%
T***95	S	+482		+16%		S	+17%	+34%
T***96	S	+482		+16%		S	+17%	+34%

NOTES: Game top is available on 36" square #3 and #4 tops only. Custom colored laminate top is available on top #3 and #4.
TOTAL PRICE = Top Price + Base Price.
Contact your Blockhouse rep for Bed Bug Barrier options (Y)

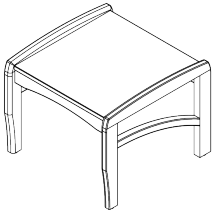
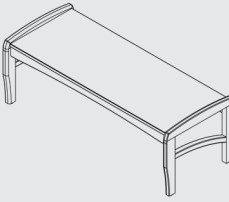
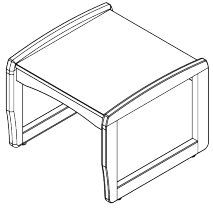
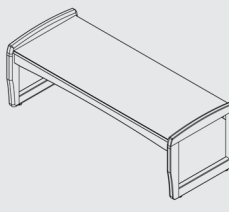
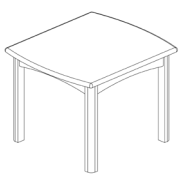
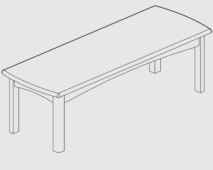
Field Description:	Class Shape		Product Line		Shape	Edge Base	N/A		N/A	Foam Options	Options/ Accessories			Fabric	Fabric Pattern		Wood Type	Finish	Special
Field Position:	1	2	3	4	5	6	7	8	9	-	11	12	-	-	15	16	-	-	-
	T4		00		0	0	0	-	0	0	00		-	X	000		0	X	0

Side Tables

	Model/Description	Dimensions	Yd	Wt	List Price
	T410110-0<u>0</u>00-00001<u>A</u>0 Endurance End Table Butcher block ends and top, bull nosed edge, oak, natural finish, adjustable stainless steel glides	23.5W 24D 20H 7.2 cu. ft.	---	60	835
	T410310-0<u>0</u>00-00001<u>A</u>0 Endurance Coffee Table Butcher block ends and top, bull nosed edge, oak, natural finish, adjustable stainless steel glides	47.5W 18D 15H 8 cu. ft.	---	55	933
	T412110-0<u>0</u>00-00001<u>A</u>0 Bravura End Table Butcher block ends and top, bull nosed edge, oak, natural finish, adjustable stainless steel glides	23.5W 24D 20H 7.2 cu. ft.	---	50	857
	T412310-0<u>0</u>00-00001<u>A</u>0 Bravura Coffee Table Butcher block ends and top, bull nosed edge, oak, natural finish, adjustable stainless steel glides	47.5W 18D 15H 8 cu. ft.	---	55	958

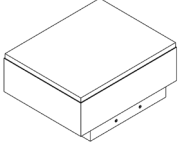
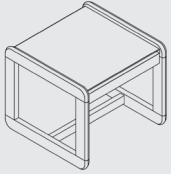
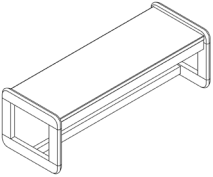
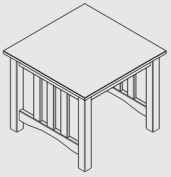
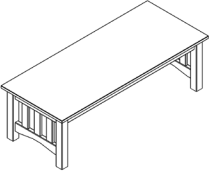
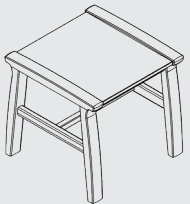
An underlined character indicates there is a choice available. See page 48 for selections and pricing. **** means that a fabric selection is required. List price for C.O.M. material is the same as Grade B.

Side Tables

	Model/Description	Dimensions	Yd	Wt	List Price
	T420100-<u>AS00</u>-00006A0 Boardwalk End Table, Leg Base Solid maple, leg base, laminate top, glued-in stainless steel glides, solid maple top option, solid maple top required for non-stock finishes	22W 23.75D 18H 6.26 cu. ft.	---	20	761
	T420300-<u>AS00</u>-00006A0 Boardwalk Coffee Table, Leg Base Solid maple, leg base, laminate top, glued-in stainless steel glides, solid maple top option, solid maple top required for non-stock finishes	48W 20D 17H 10.72 cu. ft.	---	30	912
	T421100-<u>AS00</u>-00006A0 Boardwalk End Table, Sled Base Solid maple, sled base, laminate top, glued-in stainless steel glides, solid maple top option, solid maple top required for non-stock finishes	22W 23.75D 18H 6.26 cu. ft.	---	20	776
	T421300-<u>AS00</u>-00006A0 Boardwalk Coffee Table, Sled Base Solid maple, sled base, laminate top, glued-in stainless steel glides, solid maple top option, solid maple top required for non-stock finishes	48W 20D 17H 10.72 cu. ft.	---	30	926
	T424100-<u>AS00</u>-00001A0 Arcadia End Table Laminate top, 2mm PVC edge, oak, natural finish, glued-in stainless steel glides, solid oak top required for staining	27W 24D 20H 8.6 cu. ft.	---	25	633
	T424300-<u>AS00</u>-00001A0 Arcadia Coffee Table Laminate top, 2mm PVC edge, oak, natural finish, glued-in stainless steel glides, solid oak top required for staining	50W 18D 15H 9 cu. ft.	---	30	782

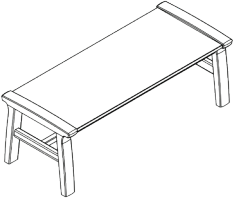

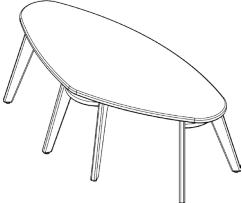
An underlined character indicates there is a choice available. See page 48 for selections and pricing. **** means that a fabric selection is required. List price for C.O.M. material is the same as Grade B.

Side Tables

	Model/Description	Dimensions	Yd	Wt	List Price
	T430110-A000-****0A0 Paragon End Table Upholstered base, Cal 117 foam, laminate top with PVC edge, adjustable stainless steel glides, oak veneer top option, laminate will match natural oak finish unless otherwise specified.	24W 30D 14H 6.8 cu. ft.	1.5	30	A 1080 B 1119 C 1165 D 1195 E 1272 F 1348
	T441110-A000-00001A0 Synergy End Table Sled Base Laminate top, 2mm PVC oak edge, oak, natural finish, no floor glides, oak veneer top option	24W 24D 20.5H 7.2 cu. ft.	---	29	685
	T441310-A000-00001A0 Synergy Coffee Table Sled Base Laminate top, 2mm PVC oak edge, oak, natural finish, no floor glides, oak veneer top option	48W 18D 15.5H 8 cu. ft.	---	37	761
	T450100-AS00-00001A0 Tucson End Table Laminate top, PVC edge, oak, natural finish, glued-in stainless steel glides, oak veneer top option, oak veneer top required for non-stock finishes	24W 24D 20H 7.2 cu. ft.	---	25	941
	T450300-AS00-00001A0 Tucson Coffee Table Laminate top, PVC edge, oak, natural finish, glued-in stainless steel glides, oak veneer top option, oak veneer top required for non-stock finishes	48W 20D 15H 9.5 cu. ft.	---	30	960
	T460120-AS00-00006A0 Lotus End Table Solid maple, leg base, laminate top, PVC edge, glued-in stainless steel glides, natural finish, oak veneer top option, solid maple top option, solid wood top required for non-stock finishes	24W 24D 23H 8.7 cu. ft.	---	25	1090

An underlined character indicates there is a choice available. See page 48 for selections and pricing. **** means that a fabric selection is required. List price for C.O.M. material is the same as Grade B.

Side Tables

	Model/Description	Dimensions	Yd	Wt	List Price
	T460320-<u>A</u>S00-00006A0 Lotus Coffee Table Solid maple, leg base, laminate top, PVC edge, glued-in stainless steel glides, natural finish, oak veneer top option, solid maple top option, solid wood top required for non-stock finishes	48W 20D 17H 10.8 cu. ft.	---	30	1137
	T470100-<u>1</u>S00-00007A0 Astro End Table Betula plywood top, eased edges, leg-base, glued-in stainless steel floor glides	19.5W 20.75D 16.75H 4.6 cu. ft.	---	15	730
	T470300-<u>1</u>S00-00007A0 Astro Coffee Table Betula plywood top, eased edges, leg-base, glued-in stainless steel floor glides	48W 22.25D 16.75H 11.7 cu. ft.	---	30	1130

An underlined character indicates there is a choice available. See page 48 for selections and pricing. **** means that a fabric selection is required. List price for C.O.M. material is the same as Grade B.

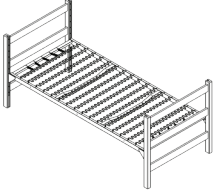

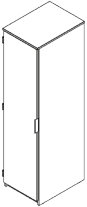
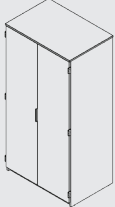
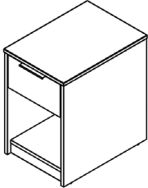
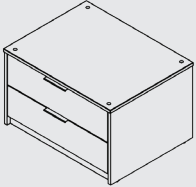
Side Table Option Selection & Pricing Guide

Field Description: Field Position:	Options 11, 12						Wood Species 11, 12				Finish 19		
	N/A	Laminate Top	Oak Top (Solid or Veneer)	Maple Top (Solid)	Glued-In Stainless Steel Glides	Custom Colored Laminate Top	N/A	Oak	Maple	Betula-Birch	Natural	Stock Finishes (D, G, K, M, N)	Custom Match (sample required, minimum order required)
Selection Description:													
Selection #:	0	A	1	6	S	X	0	1	6	7	A	*	X
T410110	S				+57			S			S	+176	+352
T410310	S				+57			S			S	+211	+422
T412110	S				+57			S			S	+176	+352
T412310	S				+57			S			S	+211	+422
T420100		S		+62	S	+132			S		S	+192	+383
T420300		S		+124	S	+132			S		S	+230	+459
T421100		S		+62	S	+132			S		S	+192	+383
T421300		S		+124	S	+132			S		S	+230	+459
T424100		S	+31		S	+132		S			S	+192	+383
T424300		S	+62		S	+132		S			S	+230	+459
T430110		S	+52			+132	S				S		
T441110		S	+52			+132		S			S	+192	+383
T441310		S	+103			+132		S			S	+230	+459
T450100		S	+52		S			S			S	+192	+383
T450300		S	+103		S			S			S	+230	+459
T460120		S	+62		S	+132		+0	S		S	+192	+383
T460320		S	+124		S	+132		+0	S		S	+230	+459
T470100					S					S		+192	+383
T470300					S					S		+230	+459

*m.r. = Moisture resistance

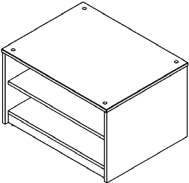
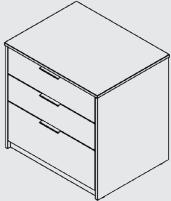
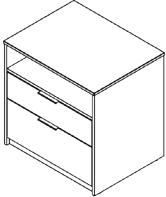
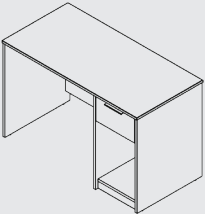
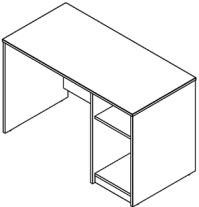
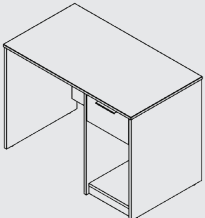
Contact your Blockhouse rep for Bed Bug Barrier options (Y)

Suite Casegoods

	Model/Description	Dimensions	Wt	List Price
	C150181-0000-00000*0 Suite Adjustable Bed Low Loft 2.5" x 1.625" posts, solid poplar, each bed includes two bed ends, one 36" x 80" bedspring, black finish	85W 38D 37.5H 16.5 cu. ft.	80	1310
	C150182-0000-00000*0 Suite Adjustable Bed Full Height Loft 2.5" x 1.625" posts, solid poplar, each bed includes four bed ends, one 36" x 80" bedspring, one stabilizer rail, black finish	85W 38D 73.5H 22.5 cu. ft.	130	2199
	C250100-H000-00000*0 Suite Single Wardrobe Shelf, closet rod, 2-sided melamine, brushed nickel pull Optional finishes available	18.25W 25.5D 72.25H 20.7 cu. ft.	130	1072
	C250200-H000-00000*0 Suite Double Wardrobe Shelf, closet rod, 2-sided melamine, brushed nickel pulls Optional finishes available	36.25W 25.5D 72.25H 40.0 cu. ft.	190	1525
	C250410-H000-00000*0 Nightstand w/ Drawer 2-sided melamine, brushed nickel pull, open storage Optional finishes available	15.75W 22.75D 24.25H 5.9 cu. ft.	50	522
	C250425-H000-00000*0 Suite Chest, Stacker w/ Two Drawers 2-sided melamine, top drilled for stacking, brushed nickel pulls Optional finishes available	30.25W 24.25D 19H 9.1 cu. ft.	90	777

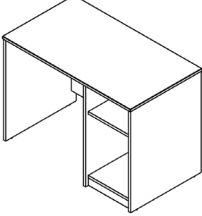
An underlined character indicates there is a choice available. See pages 67-69 for selections and pricing.

Suite Casegoods

	Model/Description	Dimensions	Wt	List Price
	C250426-0000-00000*0 Suite Chest, Stacker w/o Drawers 2-sided melamine, fixed shelf, top drilled for stacking Optional finishes available	30.25W 23.5D 19H 8.8 cu. ft.	90	539
	C250430-H000-00000*0 Suite Chest w/ Three Drawers 2-sided melamine, brushed nickel pulls Optional finishes available	30.25W 24.25D 30.5H 14.3 cu. ft.	135	1082
	C250431-H000-00000*0 Suite Chest w/ Two Drawers 2-sided melamine, brushed nickel pulls, open storage with wire access hole Optional finishes available	30.25W 24.25D 30.5H 14.3 cu. ft.	135	914
	C350120-H000-00000*0 Suite 48" Desk w/ One Drawer 2-sided melamine, brushed nickel pull, open storage with wire access hole Optional finishes available	48W 24.25D 30.5H 22.4 cu. ft.	120	838
	C350121-0000-00000*0 Suite 48" Desk w/o Drawers 2-sided melamine, open storage with wire access holes Optional finishes available	48W 23.5D 30.5H 21.7 cu. ft.	120	761
	C350125-H000-00000*0 Suite 42" Desk w/ One Drawer 2-sided melamine, brushed nickel pull, open storage with wire access hole Optional finishes available	42W 24.25D 30.5H 19.6 cu. ft.	115	825

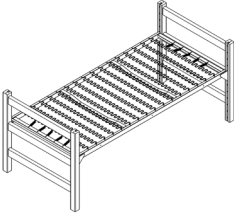

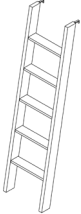
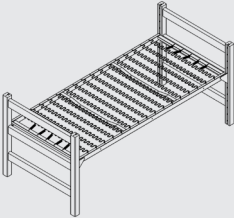

An underlined character indicates there is a choice available. See pages 67-69 for selections and pricing.

Suite Casegoods

	Model/Description	Dimensions	Wt	List Price
	<p>C350126-0000-00000*0 Suite 42" Desk w/o Drawers 2-sided melamine, open storage with wire access holes Optional finishes available</p>	<p>42W 23.5D 30.5H 19.1 cu. ft.</p>	<p>115</p>	<p>713</p>

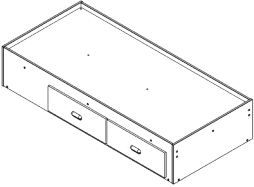
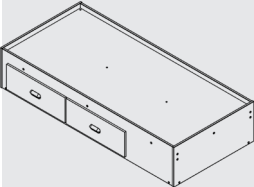

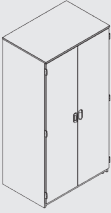
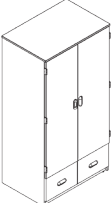
An underlined character indicates there is a choice available. See pages 67-69 for selections and pricing.

C9 Casegoods

	Model/Description	Dimensions	Wt	List Price
	<p>C170141-0000-00001A0 C9 Adjustable Bed Low Loft</p> <p>2.5" x 2.5" posts, oak, natural finish, each bed includes two bed ends, one 36" x 80" bedspring, 8mm channel, 400 lbs. static load</p>	38.75W 85L 36H 16.5 cu. ft.	80	1283
	<p>C170142-0000-00001A0 C9 Adjustable Bed Full Height Loft</p> <p>2.5" x 2.5" posts, oak, natural finish, each bed includes four bed ends, one 36" x 80" bedspring, one stabilizer rail, 400 lbs. static load</p>	38.75W 85L 72H 22.5 cu. ft.	130	2173
	<p>C170700-0000-00001A0 C9 Bed Ladder</p> <p>Oak, natural finish</p>	17W 3.5D 67H 2.9 cu. ft.	25	448
	<p>C190161-0000-00001A0 Adjustable Low Loft Channel Bed</p> <p>2.5" x 2.5" posts, oak, natural finish, includes two bed ends, one 36" x 80" bedspring, .375" channel, meets GSA performance test 3FNE 99-582E</p>	38.75W 85L 36H 16.5 cu. ft.	80	1565
	<p>C190162-0000-00001A0 Adjustable Full Height Loft Channel Bed</p> <p>2.5" x 2.5" posts, oak, natural finish, includes four bed ends, one 36" x 80" bedspring, four stacking pins, stabilizer rail, four bed post brackets, .375" channel, meets GSA performance test 3FNE 99-582E</p>	38.75W 85L 72H 22.5 cu. ft.	130	2414


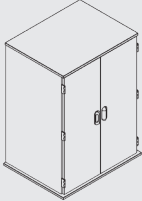

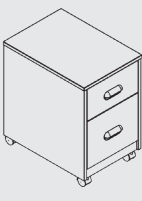
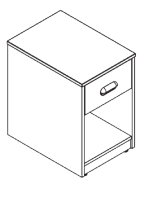
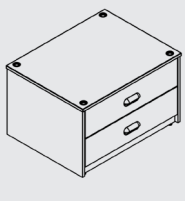
An underlined character indicates there is a choice available. See pages 67-70 for selections and pricing.

C9 Casegoods

	Model/Description	Dimensions	Wt	List Price
	<p>C190511-P000-00001A0 C9 IMF Bed w/ Right Side Drawers</p> <p>Oak, natural finish, internal metal frame, accommodates 36 x 80 mattress, internal anchor points for stationary positioning Optional moisture barrier requires external anchor points</p>	<p>81.5L 39.25W 16.25H 32.9 cu. ft.</p>	175	2313
	<p>C190512-P000-00001A0 C9 IMF Bed w/ Left Side Drawers</p> <p>Oak, natural finish, internal metal frame, accommodates 36 x 80 mattress, internal anchor points for stationary positioning Optional moisture barrier requires external anchor points</p>	<p>81.5L 39.25W 16.25H 32.9 cu. ft.</p>	175	2313
	<p>C290100-P000-00001A0 Single Wardrobe</p> <p>Shelf, closet rod, oak, natural finish, oak pulls, laminate top</p>	<p>18.25W 25.25D 72.25H 21.5 cu. ft.</p>	115	1481
	<p>C290200-P000-00001A0 Double Wardrobe</p> <p>Shelf, closet rod, oak, natural finish, oak pulls, laminate top</p>	<p>36.25W 25.25D 72.25H 41.6 cu. ft.</p>	175	2193
	<p>C290250-P000-00001A0 Double Wardrobe w/two Drawers</p> <p>Closet rod, oak, natural finish, oak pulls, laminate top</p>	<p>36.25W 25.25D 72.25H 41.6 cu. ft.</p>	180	2344

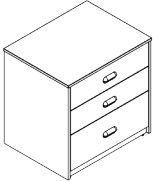



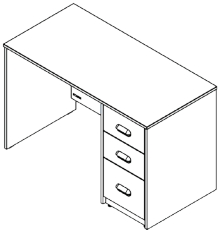
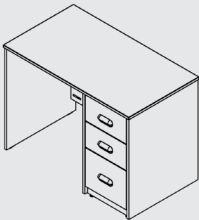
An underlined character indicates there is a choice available. See pages 67-70 for selections and pricing.

C9 Casegoods

	Model/Description	Dimensions	Wt	List Price
	C290300-P000-00001A0 C9 Upper Storage w/ Closet Rod Oak, natural finish, upper storage unit w/ closet rod, for use with the desk/ chest unit	31.75W 24.25D 42.5H 20.8 cu. ft.	118	1377
	C290310-P000-00001A0 C9 Upper Storage w/ Shelves Oak, natural finish, upper storage unit w/shelves, for use with the desk/ chest unit	31.75W 24.25D 42.5H 20.8 cu. ft.	118	1606
	C290400-P000-00001A0 C9 Three Drawer Wardrobe Chest Fits inside wardrobe, oak, natural finish, oak pulls, laminate top	15.75W 22.75D 26.75H 6.3 cu. ft.	60	784
	C290402-P000-00001A0 C9 Two Drawer Mobile Pedestal w/Casters Oak, natural finish, oak pulls, laminate top *Bolt on casters to be field installed.	15.75W 22.75D 24.75H 5.9 cu. ft.	55	690
	C290410-P000-00001A0 C9 One Drawer Nightstand Oak, natural finish, oak pull, laminate top	15.75W 22.75D 24.25H 5.8 cu. ft.	50	543
	C290425-P000-00001A0 C9 Two Drawer Stacker Unit Oak, natural finish, oak pulls, laminate top, top drilled for stacking	30.25W 24.25D 19H 9 cu. ft.	80	834


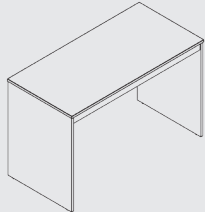
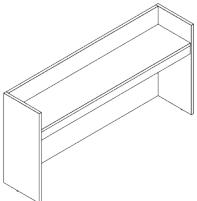
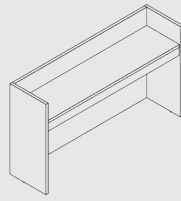
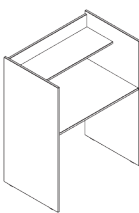
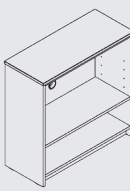
An underlined character indicates there is a choice available. See pages 67-70 for selections and pricing.

C9 Casegoods

	Model/Description	Dimensions	Wt	List Price
	C290430-P000-00001A0 C9 Three Drawer Chest Oak, natural finish, oak pulls, laminate top	30.25W 24.25D 30.5H 14.2 cu. ft.	120	1113
	C290440-P000-00001A0 C9 Four Drawer Chest Oak, natural finish, oak pulls, laminate top	30.25W 24.25D 38H 17.7 cu. ft.	150	1399
	C290450-P000-00001A0 C9 Five Drawer Chest Oak, natural finish, oak pulls, laminate top	30.25W 24.25D 45.75H 21.2 cu. ft.	180	1646
	C270700-0000-00001A0 Framed Wall Mirror Oak, natural finish	22W 1.5D 36H 1 cu. ft.	23	292
	C270710-0000-00001A0 Optional safety glass (plexiglass) Oak, natural finish			625
	C390120-P000-00001A0 C9 48" Desk w/ File Drawer File drawer, two box drawers, oak, natural finish, oak pulls, laminate top	48W 24.25D 30.5H 22.3 cu. ft.	105	1181
	C390125-P000-00001A0 C9 42" Desk w/ File Drawer File drawer, two box drawers, oak, natural finish, oak pulls	42W 24.25D 30.5H 19.6 cu. ft.	102	1150





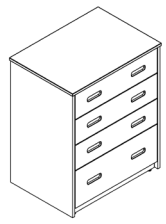
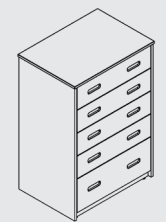
An underlined character indicates there is a choice available. See pages 67-70 for selections and pricing.

C9 Casegoods

	Model/Description	Dimensions	Wt	List Price
	C390150-P000-00001A0 C9 Desk/Chest Space Saver Oak, natural finish, 3 drawer dresser, extendable work area, oak pulls	31.75W 24.25D 31H 56.75W (when workstation is open) 15.1 cu. ft.	120	1699
	C390200-0000-00001A0 C9 48" Panel End Writing Desk Oak, natural finish, laminate top	48W 23.5D 30.5H 21.8 cu. ft.	95	702
	C390205-0000-00001A0 C9 42" Panel End Writing Desk Oak, natural finish, laminate top	42W 23.5D 30.5H 19.2 cu. ft.	90	684
	C390310-0000-00001A0 C9 48" Bookcase/Carrel .75" end panels, one shelf with 16" clearance, includes desk attachment pins, wire access hole, oak, natural finish	47.75W 11D 23.75H 8.4 cu. ft.	35	462
	C390315-0000-00001A0 C9 42" Bookcase/Carrel .75" end panels, one shelf with 16" clearance, includes desk attachment pins, wire access hole, oak, natural finish	41.75W 11D 23.75H 7.3 cu. ft.	35	443
	C390320-0000-00001A0 C9 Study Carrel Stand alone work station, scratch resistant writing surface, wire access hole, oak, natural finish	33.75W 23.5D 47.25H 25.2 cu. ft.	80	938
	C390420-0000-00001A0 C9 30" Bookcase Adjustable shelf, wire access hole, oak, natural finish, laminate top	30.25W 13D 30.5H 8 cu. ft.	45	638

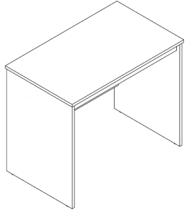
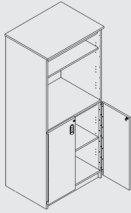
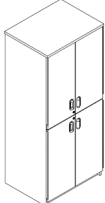
An underlined character indicates there is a choice available. See pages 67-70 for selections and pricing.

CS Casegoods

	Model/Description	Dimensions	Wt	List Price
	<p>C230200-0000-00001A0 CS 30" Wardrobe 270 piano hinge, key lock, J-bar, shelf, oak, natural finish, laminate top, oak pulls (optional wheelchair accessible pull latch)</p>	<p>30.75W 24D 72.25H 33.6 cu. ft.</p>	225	2808
	<p>C230411-0000-00001A0 CS Nightstand w/One Drawer and One Door Positive stop drawer, 180 piano hinge, oak, natural finish, laminate top</p>	<p>16W 22D 26.5H 6.2 cu. ft.</p>	65	1011
	<p>C230413-0000-00001A0 CS Nightstand w/Two Drawers Open top shelf, positive stop drawers, key lock top drawer, oak, natural finish, laminate top</p>	<p>16W 21.25D 26.5H 6.0 cu. ft.</p>	70	1066
	<p>C230430-0000-00001A0 CS Chest w/Three Drawers Positive stop drawers, oak, natural finish, laminate top</p>	<p>30.5W 21.75D 30.25H 13.1 cu. ft.</p>	135	1595
	<p>C230440-0000-00001A0 CS Chest w/Four Drawers Positive stop drawers, oak, natural finish, laminate top</p>	<p>30.5W 21.75D 38H 16.2 cu. ft.</p>	160	1920
	<p>C230450-0000-00001A0 CS Chest w/Five Drawers Positive stop drawers, oak, natural finish, laminate top</p>	<p>30.5W 21.75D 45.5H 19.4 cu. ft.</p>	190	2293

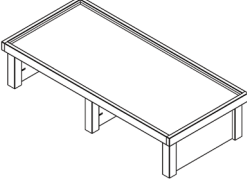
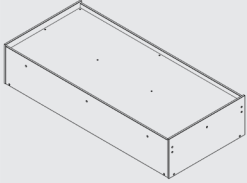
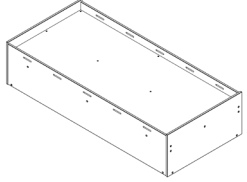
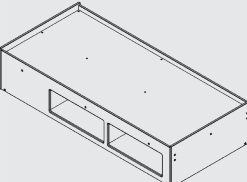
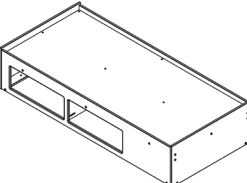
An underlined character indicates there is a choice available. See pages 67-70 for selections and pricing.

CS Casegoods

	Model/Description	Dimensions	Wt	List Price
	C330200-0000-00001A0 CS Writing Desk Oak, natural finish, laminate top	36.5W 21.75D 24.75H 13.4 cu. ft.	80	769
	C330560-<u>0000</u>-00001A0 CS TV/Armoire w/Two Doors 270 piano hinge, key lock, two adjustable shelves, wire access ports, oak, natural finish, laminate top, oak pulls	30.75W 24D 72.25H 33.6 cu. ft.	205	2717
	C330560-<u>F000</u>-00001A0 CS TV/Armoire w/Four Doors 270 piano hinge, key lock, two adjustable shelves, wire access ports, oak, natural finish, laminate top, oak pulls	30.75W 24D 72.25H 33.6 cu. ft.	215	3422


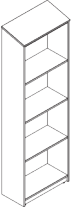
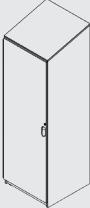
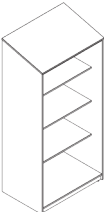


An underlined character indicates there is a choice available. See pages 67-70 for selections and pricing.

Vista Casegoods

	Model/Description	Dimensions	Wt	List Price
	C110300-0000-00001A0 Clarion Platform Bed Six legs with support stiles in both directions	39W 83L 18.5H 37.9 cu. ft.	140	2255
	C110500-0000-00001A0 Vista IMF Captains Bed Oak, natural finish, internal metal frame, accommodates 36 x 80 mattress, internal anchor points for stationary positioning Optional moisture barrier requires external anchor points	81.5L 37.75W 16.25H 31.7 cu. ft.	130	1732
	C110502-0000-00001A0 Vista IMF Captains Bed with (5) Restraint Slots Oak, natural finish, internal metal frame, accommodates 36 x 80 mattress, internal anchor points for stationary positioning Optional moisture barrier requires external anchor points	81.5L 37.75W 17.75H 34.6 cu. ft.	130	1776
	C110511-0000-00001A0 Vista IMF Captains Bed with Right Side Cubbies Oak, natural finish, internal metal frame, accommodates 36 x 80 mattress, internal anchor points for stationary positioning Optional moisture barrier requires external anchor points	81.5L 37.75W 16.25H 31.7 cu. ft.	175	2452
	C110512-0000-00001A0 Vista IMF Captains Bed with Left Side Cubbies Oak, natural finish, internal metal frame, accommodates 36 x 80 mattress, internal anchor points for stationary positioning Optional moisture barrier requires external anchor points	81.5L 37.75W 16.25H 31.7 cu. ft.	175	2452

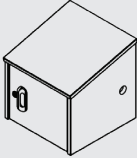
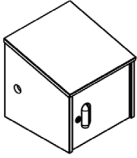
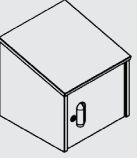
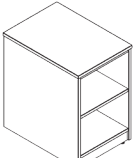
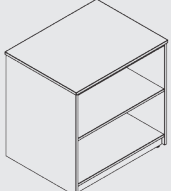
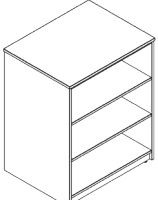
An underlined character indicates there is a choice available. See pages 67-70 for selections and pricing.

Vista Casegoods

	Model/Description	Dimensions	Wt	List Price
	C210100-0000-00001A0 Vista Single Wardrobe Oak, natural finish, fixed recessed shelves, oak veneer sloped top	24.25W 24D 78.25H 28.9 cu. ft.	130	1671
	C210105-0000-00001A0 Vista Single Wardrobe Oak, natural finish, fixed shelves, oak veneer sloped top	24.25W 12.25D 78.25H 15.3 cu. ft.	90	1268
	C210110-P000-00001A0 Vista Wardrobe w/ Lockable Door Oak, natural finish, fixed recessed shelves, oak veneer sloped top	24.25W 25.25D 78.25H 30.4 cu. ft.	145	2236
	C210200-0000-00001A0 Vista Double Wardrobe Oak, natural finish, fixed recessed shelves, oak veneer sloped top	36.25W 24D 78.25H 42.6 cu. ft.	170	2155
	C210205-0000-00001A0 Vista Double Wardrobe Oak, natural finish, fixed shelves, oak veneer sloped top	36.25W 12.25D 78.25H 22.5 cu. ft.	120	1622
	C210210-P000-00001A0 Vista Wardrobe w/ Lockable Doors Oak, natural finish, fixed recessed shelves, oak veneer sloped top	36.25W 25.25D 78.25H 44.9 cu. ft.	195	3139

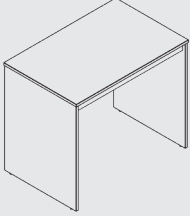
An underlined character indicates there is a choice available. See pages 67-70 for selections and pricing.

Vista Casegoods

	Model/Description	Dimensions	Wt	List Price
	<p>C210320-P000-00001A0 Vista CPAP Locker w/ Hole for Tubing on Right</p> <p>Oak, natural finish, oak veneer sloped top, lockable door w/ a continuous hinge</p> <p>Optional tube hole plug available (F)</p>	<p>15.25W 15.75D 15.75H 2.6 cu. ft.</p>	15	693
	<p>C210321-P000-00001A0 Vista CPAP Locker w/ Hole for Tubing on Left</p> <p>Oak, natural finish, oak veneer sloped top, lockable door w/ a continuous hinge</p> <p>Optional tube hole plug available (F)</p>	<p>15.25W 15.75D 15.75H 2.6 cu. ft.</p>	15	693
	<p>C210322-P000-00001A0 Vista CPAP Locker No Tube Holes</p> <p>Oak, natural finish, oak veneer sloped top, lockable door w/ a continuous hinge</p> <p>Optional tube hole plug available (F)</p>	<p>15.25W 15.75D 15.75H 2.6 cu. ft.</p>	15	693
	<p>C210410-0000-00001A0 Vista Nightstand</p> <p>Oak, natural finish, fixed shelf, laminate top</p>	<p>15.75W 22D 24.25H 5.6 cu. ft.</p>	45	698
	<p>C210430-0000-00001A0 Vista Chest w/Two Shelves</p> <p>Oak, natural finish, fixed shelves, laminate top</p>	<p>30.25W 23.5D 30.35H 13.8 cu. ft.</p>	80	968
	<p>C210440-0000-00001A0 Vista Chest w/Three Shelves</p> <p>Oak, natural finish, fixed shelves, laminate top</p>	<p>30.25W 23.25D 38H 17.2 cu. ft.</p>	100	1184

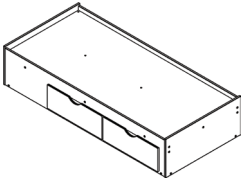
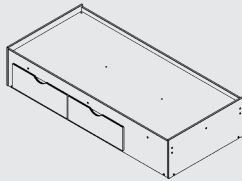

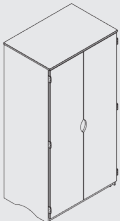
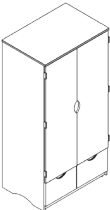
An underlined character indicates there is a choice available. See pages 67-70 for selections and pricing.

Vista Casegoods

	Model/Description	Dimensions	Wt	List Price
	C310200-0000-00001A0 Vista Writing Desk Oak, natural finish, laminate top	36.25W 23.5D 30.5H 16.6 cu. ft.	65	803



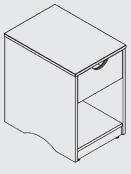
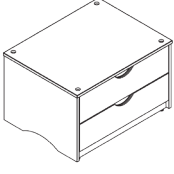
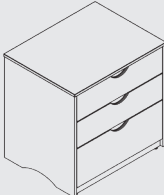
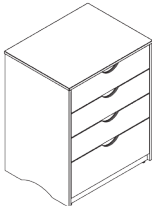
An underlined character indicates there is a choice available. See pages 67-70 for selections and pricing.

Spartan Casegoods

	Model/Description	Dimensions	Wt	List Price
	<p>C195511-0000-00001A0 Spartan IMF Captains Bed w/ Right Side Drawers</p> <p>Oak, natural finish, internal metal frame, accommodates 36" x 80" mattress, half moon drawer pulls, internal anchor points for stationary positioning</p> <p>Optional moisture barrier requires external anchor points</p>	<p>81.5L 38.25W 16.75H 32.2 cu. ft.</p>	175	2283
	<p>C195512-0000-00001A0 Spartan IMF Captains Bed w/ Left Side Drawers</p> <p>Oak, natural finish, internal metal frame, accommodates 36" x 80" mattress, half moon drawer pulls, internal anchor points for stationary positioning</p> <p>Optional moisture barrier requires external anchor points</p>	<p>81.5L 38.25W 16.25H 32.2 cu. ft.</p>	175	2283
	<p>C295100-0000-00001A0 Spartan Single Wardrobe</p> <p>Shelf, closet rod, oak, natural finish, half moon pulls, laminate top</p>	<p>18.25W 25D 72.25H 21.2 cu. ft.</p>	115	1462
	<p>C295200-0000-00001A0 Spartan Double Wardrobe</p> <p>Shelf, closet rod, oak, natural finish, half moon pulls, laminate top</p>	<p>36.25W 25D 72.25H 41.0 cu. ft.</p>	175	2164
	<p>C295250-0000-00001A0 Spartan Double Wardrobe w/Two Drawers</p> <p>Closet rod, oak, natural finish, half moon pulls, laminate top</p>	<p>36.25W 25D 72.25H 41.0 cu. ft.</p>	180	2317


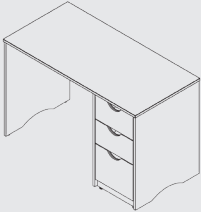
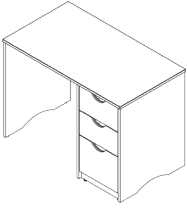
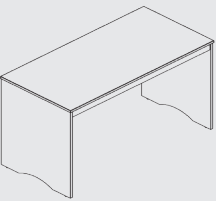
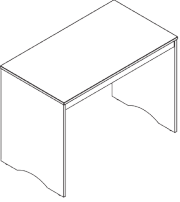
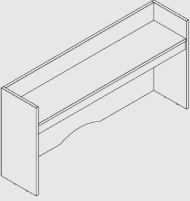
An underlined character indicates there is a choice available. See pages 67-70 for selections and pricing.

Spartan Casegoods

	Model/Description	Dimensions	Wt	List Price
	C295400-0000-00001A0 Spartan Three Drawer Wardrobe Chest Fits inside wardrobe, oak, natural finish, half moon pulls, laminate top	15.75W 22D 26.75H 6.2 cu. ft.	60	752
	C295402-0000-00001A0 Spartan Two Drawer Mobile Pedestal w/Casters Oak, natural finish, half moon pulls, laminate top	15.75W 22D 24.75H 5.7 cu. ft.	55	676
	C295410-0000-00001A0 Spartan One Drawer Nightstand Oak, natural finish, half moon pulls, laminate top	15.75W 22D 24.25H 5.6 cu. ft.	50	566
	C295425-0000-00001A0 Spartan Two Drawer Stacker Oak, natural finish, half moon pulls, laminate top, top drilled for stacking	30.25W 23.5D 19H 8.8 cu. ft.	80	827
	C295430-0000-00001A0 Spartan Three Drawer Chest Oak, natural finish, half moon pulls, laminate top	30.25W 23.5D 30.5H 13.9 cu. ft.	120	1128
	C295440-0000-00001A0 Spartan Four Drawer Chest Oak, natural finish, half moon pulls, laminate top	30.25W 23.5D 38H 17.2 cu. ft.	150	1405

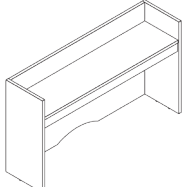
An underlined character indicates there is a choice available. See pages 67-70 for selections and pricing.

Spartan Casegoods

	Model/Description	Dimensions	Wt	List Price
	<p>C295450-0000-00001A0 Spartan Five Drawer Chest Oak, natural finish, half moon pulls, laminate top</p>	<p>30.25W 23.5D 45.75H 20.6 cu. ft.</p>	<p>180</p>	<p>1645</p>
	<p>C395120-0000-00001A0 Spartan 48\" File drawer, two box drawers, oak, natural finish, half moon pulls, laminate top</p>	<p>48W 23.5D 30.5H 21.7 cu. ft.</p>	<p>105</p>	<p>1219</p>
	<p>C395125-0000-00001A0 Spartan 42\" File drawer, two box drawers, oak, natural finish, half moon pulls</p>	<p>42W 23.5D 30.5H 19.1 cu. ft.</p>	<p>102</p>	<p>1188</p>
	<p>C395200-0000-00001A0 Spartan 48\" Desk Oak, natural finish, laminate top</p>	<p>48W 23.5D 30.5H 21.8 cu. ft.</p>	<p>95</p>	<p>729</p>
	<p>C395205-0000-00001A0 Spartan 42\" Desk Oak, natural finish, laminate top</p>	<p>42W 23.5D 30.5H 19.2 cu. ft.</p>	<p>90</p>	<p>710</p>
	<p>C395310-0000-00001A0 Spartan 48\" .75\" end panels, one shelf with 16\" clearance, includes desk attachment pins, wire access hole, oak, natural finish</p>	<p>47.75W 11D 23.75H 8.4 cu. ft.</p>	<p>35</p>	<p>465</p>

An underlined character indicates there is a choice available. See pages 67-70 for selections and pricing.

Spartan Casegoods

Model/Description	Dimensions	Wt	List Price
 <p>C395315-0000-00001A0 Spartan 42" Bookcase/Carrel .75" end panels, one shelf with 16" clearance, includes desk attachment pins, wire access hole, oak, natural finish</p>	<p>41.75W 11D 23.75H 7.3 cu. ft.</p>	<p>35</p>	<p>447</p>

An underlined character indicates there is a choice available. See pages 67-70 for selections and pricing.

Casegood Option Selection & Pricing Guide

Field Description:

Field Position:

Options 9, 10, 11, 12

Selection Description:

Selection #:

	N/A	36 x 76 Spring	Positive Stop Drawer Glides	Keyboard Tray	LED Light/ Bed Liner	Upper Doors	Wood Pulls	C7 Pulls
	O	A	C	D	E	F	P	W
C110300					+680			
C110500					+680			
C110502					+680			
C110511					+680			
C110512					+680			
C170141	S	+52						
C170142	S							
C170700	S							
C180150	S							
C190511			+99		+680		S	
C190512			+99		+680		S	
C195511			+99		+680			
C195512			+99		+680			
C230200								
C290100							S	
C290200							S	
C290250			+99				S	

Contact your Blockhouse rep for Bed Bug Barrier options (Y)

Casegood Option Selection & Pricing Guide

Field Description:

Field Position:

Options 9, 10, 11, 12

Selection Description:

Selection #:

	N/A	36 x 76 Spring	Positive Stop Drawer Glides	Keyboard Tray	LED Light/ Bed Liner	Upper Doors	Wood Pulls	C7 Pulls
	O	A	C	D	E	F	P	W
C290400			+148				S	+60
C290402			+99				S	+60
C290410			+49				S	+22
C290425			+99				S	+60
C290430			+148				S	+74
C290440			+198				S	+93
C290450			+247				S	+107

Contact your Blockhouse rep for Bed Bug Barrier options (Y)

Casegood Option Selection & Pricing Guide

Field Description: Field Position:	Options 9, 10, 11, 12								
	N/A	36 x 76 Spring	Wheelchair Accessible Pull Latch	Positive Stop Drawer Glides	Keyboard Tray	Fluorescent Light/ Bed Liner	Upper Doors	Wood Pulls	C7 Pulls
Selection Description:	O	A	B	C	D	E	F	P	W
C330200								S	
C330560							+577	S	
C390120				+148	+108			S	+60
C390125				+148	+108			S	+60
C390200	S								
C390205	S								
C390310	S					+120			
C390315	S					+120			
C390420	S								
C395120	S				+108				
C395125	S				+108				
C395310	S					+120			
C395315	S					+120			

Contact your Blockhouse rep for Bed Bug Barrier options (Y)

C9 Space Saver Casegood Option Selection & Pricing Guide

Field Description:
Field Position:

Options 9, 10, 11, 12

Selection Description:

Wood Pulls	C7 Pulls	N/A	No Top	Spill Retention Top	Electric Outlet	Positive Stop Drawer Glides
------------	----------	-----	--------	---------------------	-----------------	--------------------------------

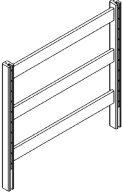
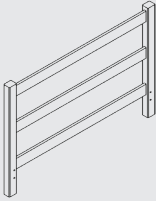
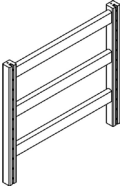
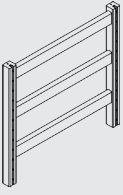
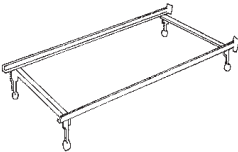
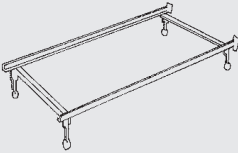
Selection #:

P	W	O	N	F	V	C
---	---	---	---	---	---	---

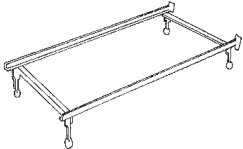
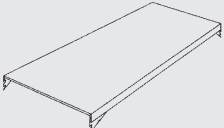


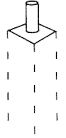
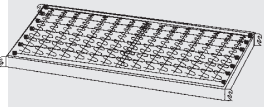
C390150	S				+182	+148
C290300	S			+88	+182	
C290310	S			+88	+182	

Contact your Blockhouse rep for Bed Bug Barrier options (Y)

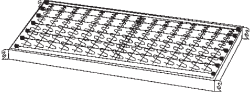
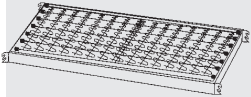


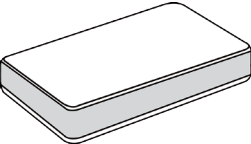
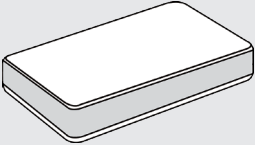
Casegood Assemblies/Parts

	Model/Description	Dimensions	Wt	List Price
	AC74040-0000-00000*0 Suite Bed End 2.5" x 1.625" posts, solid poplar, black finish	38W 2.5D 37.5H 2.6 cu. ft.	20	456
	AC74044-0000-00000*0 Suite Full Size Bed End 2.5" x 1.625" posts, solid poplar, black finish, bolt-on (For use with metal bed frame AC74370)	56.5W 2.5D 36H 4.3 cu. ft.	25	380
	AC74052-0000-00001A0 C9 Adjustable Height Channel Bed End 2.5" x 2.5" posts, 8mm channel, oak, natural finish	38.75W 2.5D 36H 2.6 cu. ft.	20	390
	AC74055-0000-00001A0 Adjustable Height Channel Headboard 2.5" x 2.5" posts, oak, .375" channel, natural finish Meets GSA	38.75W 2.5D 36H 2.6 cu. ft.	20	415
	AC74370-0000-0000000 Metal Bed Frame - Twin Underlined character represents an option: Feet (G) or Casters (R), not compatible w/ adjustable height bed ends	76L 1.1 cu. ft.	26	210
	AC74371-0000-0000000 Metal Bed Frame - Full Underlined character represents an option: Feet (G) or Casters (R), not compatible w/ adjustable height bed ends	76L 1.1 cu. ft.	31	278

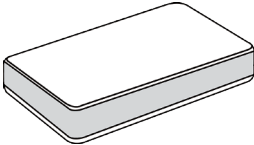
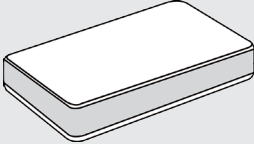
Casegood Assemblies/Parts

	Model/Description	Dimensions	Wt	List Price
	<p>AC74372-0000-0000000 Metal Bed Frame - Queen Underlined character represents an option: Feet (G) or Casters (R), not compatible w/ adjustable height bed ends</p>	<p>76L 1.1 cu. ft.</p>	<p>36</p>	<p>287</p>
	<p>AC74811-0000-0000000 Plywood Deck w/Rails Accommodates 36" x 80" mattress, includes two metal rails and plywood deck for use with adjustable height bed only</p>	<p>36W 80L 2.6 cu. ft.</p>		<p>495</p>
	<p>AC74815-0000-00001A0 Safety Rail Oak, natural finish, available for 80" long mattress only</p>	<p>83.75L .9 cu. ft.</p>	<p>10</p>	<p>179</p>
	<p>AC74822-0000-0000000 Bunking Hardware Includes four pins and four nylon ties</p>	<p>---</p>	<p>---</p>	<p>17</p>
	<p>AC74823-0000-0000000 Bunking Hardware Includes four pins, four bed post brackets</p>	<p>---</p>	<p>---</p>	<p>83</p>
	<p>45804 Bedspring - Adjustable Height Accommodates 36" x 76" mattress for use with adjustable height bed only 76" mattress size</p>	<p>36W 78L 11.0 cu. ft.</p>	<p>34</p>	<p>585</p>

Casegood Assemblies/Parts

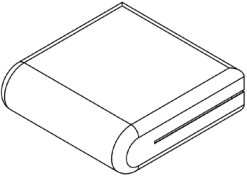
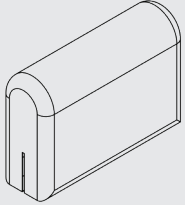
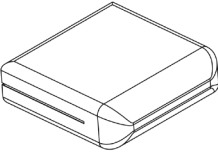
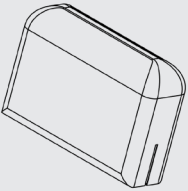
	Model/Description	Dimensions	Wt	List Price
	<p>45805 Bedspring - Adjustable Height Accommodates 36" x 80" mattress for use with adjustable height bed only 80" mattress size</p>	36W 82L 11.0 cu. ft.	39	594
	<p>45815 Bedspring for the Adjustable Channel Bed Accommodates 36" x 80" mattress for use with adjustable height channel bed only, .375 channel for GSA</p>	36W 82L 11 cu. ft.	39	656
	<p>45865 Stabilizing Rail Adjustable w/Posi-Locks Available for 80" long mattress only</p>	82L .9 cu. ft.	10	176
	<p>45875 Stabilizing Rail for Adjustable Channel Bed Available for 80" long mattress, .375 channel for GSA</p>	82L .9 cu. ft.	10	100
	<p>45892 Mattress Vinyl cover; super fibre of densified polyester; seamless, no zipper</p>	36W 80L 4.5H 9.5 cu. ft.	19	451
	<p>45893 Innerspring Mattress Nylon cover</p>	36W 80L 8H 13.9 cu. ft.	25	583

Casegood Assemblies/Parts

Model/Description	Dimensions	Wt	List Price
 <p data-bbox="418 436 748 531"> 45894 Sealed Seam Foam Mattress Nylon cover </p>	36W 80L 6H 12.2 cu. ft.	23	773
 <p data-bbox="418 674 756 793"> 45895 Security Foam Mattress Tear-resistant foam mattress, kevlar inverted seams, vinyl cover </p>	36W 80L 6H 12.2 cu. ft.	24	1092
Hardware for field installation:			
AC74825 (Single) Padlock eyes, hardware included			50
AC74826 (Double) Padlock eyes, hardware included	---	---	50
AC74827 (Glass) Wardrobe mirror, hardware included			93

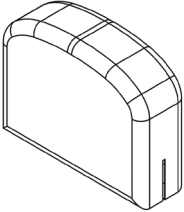
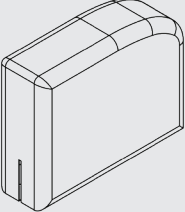
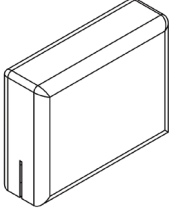
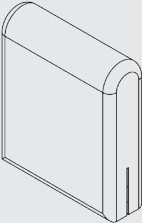
Field Description:	Class Type		Part #				N/A	Foam Options	N/A	Fabric	Fabric Pattern	Wood Type	Finish	Special					
Field Position:	1	2	3	4	5	6	8	9	-	11	12	-	-	15	16	-	-	-	
	AL		00000				-	0	0	00	-	X	000	0	X	0			

Lounge Seating Assemblies/Parts

Model/Description	Dimensions	Yd	Wt	List Price
 <p>AL70000-0000-<u>****</u>000 Key-Loc® Seat Cover</p>	---	2	2	A 259 B 303 C 357 D 397 E 506 F 615
 <p>AL70001-0000-<u>****</u>000 Key-Loc® Back Cover</p>	---	1.5	2	A 215 B 248 C 291 D 323 E 407 F 489
 <p>AL70005-0<u>100</u>-<u>****</u>000 Key-Loc® Elan Seat Cover *Based on 1-tone cover</p>	---	2	2	A 303 B 365 C 422 D 468 E 585 F 703
 <p>AL70006-0<u>100</u>-<u>****</u>000 Key-Loc® Elan Back Cover *Based on 1-tone cover</p>	---	1.5	2	A 249 B 282 C 331 D 367 E 453 F 540

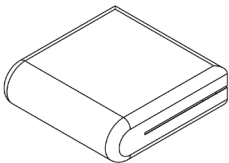
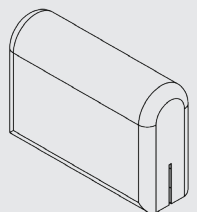
An underlined character indicates there is a choice available. See pages 83-84 for selections and pricing. **** means that a fabric selection is required. List price for C.O.M. material is the same as Grade B.

Lounge Seating Assemblies/Parts

Model/Description	Dimensions	Yd	Wt	List Price
 <p>AL70010-0000-****000 Key-Loc® Contour/Curved Back Cover for Chair Can be used for backs on contour loveseats and sofas</p>	---	2	2	A 289 B 344 C 410 D 454 E 564 F 673
 <p>AL70011-0000-****000 Key-Loc® Curved Back Cover for Loveseat and Sofa End</p>	---	2	2	A 289 B 344 C 410 D 454 E 564 F 673
 <p>AL70012-0000-****000 Key-Loc® Curved Back Cover for Sofa Center</p>	---	2	2	A 289 B 344 C 410 D 454 E 564 F 673
 <p>AL70030-0000-****000 Safety Support Chair Back Cover See AL70000-0000-****000 for seat cover.</p>	---	2.5	2	A 278 B 336 C 423 D 479 E 624 F 769
<p>AL70120-0000-****000 Ambassador/Regent Front Rail Cover for Chair</p>	---	.5	1	A 78 B 89 C 104 D 117 E 146 F 173
<p>AL70121-0000-****000 Ambassador/Aries/Regent Back Rail Cover for Chair</p>	---	.5	1.5	A 87 B 101 C 118 D 129 E 160 F 187

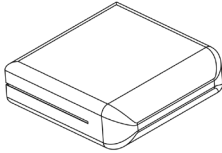
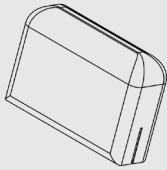
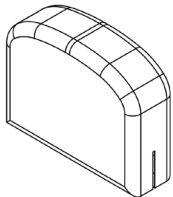
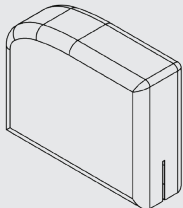
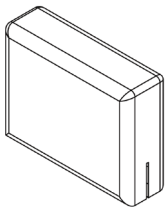
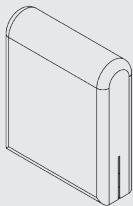
An underlined character indicates there is a choice available. See pages 83-84 for selections and pricing. **** means that a fabric selection is required. List price for C.O.M. material is the same as Grade B.

Lounge Seating Assemblies/Parts

Model/Description	Dimensions	Yd	Wt	List Price
AL70130-0000-****000 Ambassador/Regent Front Rail Cover for Loveseat	---	.5	1.5	A 112 B 123 C 137 D 145 E 167 F 194
AL70131-0000-****000 Ambassador/Aries/Regent Back Rail Cover for Loveseat	---	.75	2	A 121 B 138 C 158 D 171 E 215 F 258
AL70140-0000-****000 Ambassador/Regent Front Rail Cover for Sofa	---	1	2	A 144 B 166 C 193 D 212 E 269 F 328
AL70141-0000-****000 Ambassador/Aries/Regent Back Rail Cover for Sofa	---	1	2.5	A 168 B 190 C 217 D 234 E 289 F 348
 AL70300-0 <u>1</u> 00-****000 Key-Loc® Seat Cushion Upholstered, Cal 117 foam	---	2	15	No cover: 487 A 619 B 663 C 717 D 751 E 839 F 927
 AL70301-0 <u>1</u> 00-****000 Key-Loc® Back Cushion Upholstered, Cal 117 foam	---	1.5	10	No cover: 402 A 501 B 534 C 575 D 600 E 666 F 732


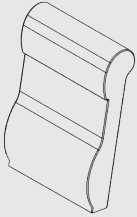
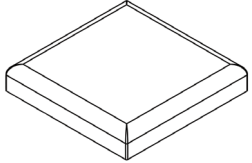
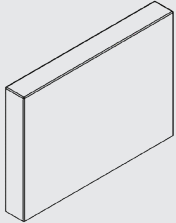
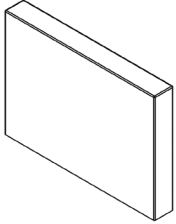
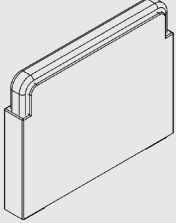
An underlined character indicates there is a choice available. See pages 83-84 for selections and pricing. **** means that a fabric selection is required. List price for C.O.M. material is the same as Grade B.

Lounge Seating Assemblies/Parts

Model/Description	Dimensions	Yd	Wt	List Price
 <p>AL70305-0<u>1</u>00-****000 Key-Loc® Elan Seat Cushion Upholstered, Cal 117 foam *Based on 1-tone cover</p>	---	2	15	No Cover 529 A 661 B 705 C 759 D 793 E 881 F 969
 <p>AL70306-0<u>1</u>00-****000 Key-Loc® Elan Back Cushion Upholstered, Cal 117 foam *Based on 1-tone cover</p>	---	1.5	10	No Cover 434 A 533 B 566 C 607 D 632 E 698 F 764
 <p>AL70310-0<u>1</u>00-****000 Key-Loc® Contour/Curved Back Cushion Upholstered, Cal 117 foam</p>	---	2	10	A 596 B 640 C 694 D 728 E 816 F 904
 <p>AL70311-0<u>1</u>00-****000 Key-Loc® Curved Back Cushion for Loveseat or Sofa End Upholstered, Cal 117 foam</p>	---	2	10	A 596 B 640 C 694 D 728 E 816 F 904
 <p>AL70312-0<u>1</u>00-****000 Key-Loc® Curved Back Cushion for Sofa Center Upholstered, Cal 117 foam</p>	---	2	10	A 596 B 640 C 694 D 728 E 816 F 904
 <p>AL70330-0<u>1</u>00-****000 Safety Support Chair Back Cushion Upholstered, Cal 117 foam See AL70300-0100-****000 for seat cushion.</p>	---	2.5	22	A 636 B 691 C 759 D 801 E 941 F 1085

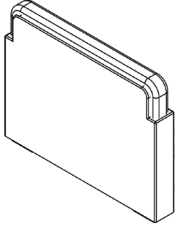
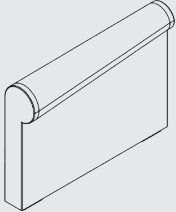
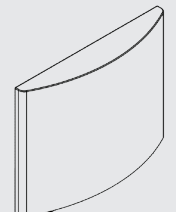
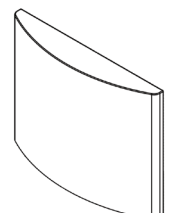
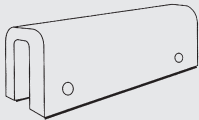
An underlined character indicates there is a choice available. See pages 83-84 for selections and pricing. **** means that a fabric selection is required. List price for C.O.M. material is the same as Grade B.

Lounge Seating Assemblies/Parts

	Model/Description	Dimensions	Yd	Wt	List Price
	AL70380-0100-****000 Silhouette Seat Cushion Upholstered, Cal 117 foam	---	1	5	A 453 B 475 C 502 D 519 E 563 F 607
	AL70381-0100-****000 Silhouette Back Cushion Upholstered, Cal 117 foam	---	2.5	15	A 964 B 1019 C 1087 D 1129 E 1239 F 1349
	AL70390-0100-****000 Bench Cushion Upholstered, Cal 117 foam	---	.75	5	A 283 B 300 C 320 D 333 E 366 F 399
	AL70700-0100-****1A0 Ambassador Right Square Arm Upholstered, Cal 117 foam, oak feet, natural finish *Wood arm cap option	---	1.5	---	A 570 B 603 C 644 D 672 E 752 F 833
	AL70701-0100-****1A0 Ambassador Left Square Arm 2Upholstered, Cal 117 foam, oak feet, natural finish *Wood arm cap option	---	1.5	---	A 570 B 603 C 644 D 672 E 752 F 833
	AL70703-0100-****1A0 Ambassador Bentply Right Arm Upholstered, Cal 117 foam, oak feet, natural finish	---	1.5	---	A 936 B 977 C 1025 D 1057 E 1138 F 1218

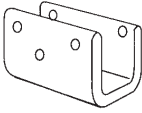
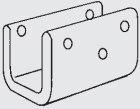
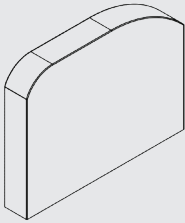
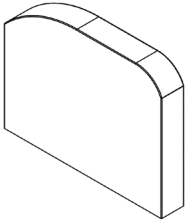
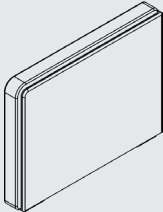
An underlined character indicates there is a choice available. See pages 83-84 for selections and pricing. **** means that a fabric selection is required. List price for C.O.M. material is the same as Grade B.

Lounge Seating Assemblies/Parts

	Model/Description	Dimensions	Yd	Wt	List Price
	AL70704-0100-****1A0 Ambassador Bentley Left Arm Upholstered, Cal 117 foam, oak feet, natural finish	---	1.5	---	A 936 B 977 C 1025 D 1057 E 1138 F 1218
	AL70705-0100-****1A0 Ambassador Rolled Right Arm Upholstered, Cal 117 foam, oak feet, natural finish	---	1.6	---	A 701 B 744 C 795 D 829 E 915 F 1000
	AL70706-0100-****1A0 Ambassador Rolled Left Arm Upholstered, Cal 117 foam, oak feet, natural finish	---	1.6	---	A 701 B 744 C 795 D 829 E 915 F 1000
	AL70725-0100-****1A0 Czar Right Half Moon Arm Upholstered, Cal 117 foam, oak feet, natural finish	---	1.7	---	A 696 B 733 C 779 D 808 E 883 F 958
	AL70726-0100-****1A0 Czar Left Half Moon Arm Upholstered, Cal 117 foam, oak feet, natural finish	---	1.7	---	A 696 B 733 C 779 D 808 E 883 F 958
	AL70801-0100-****000 Safety Support Chair Arm Pads Upholstered, Cal 117 foam, set includes two arm pads with threaded rods and insert nuts	---	.5	6	A 336 B 347 C 361 D 369 E 391 F 413

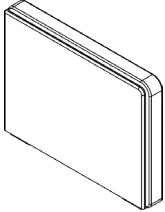
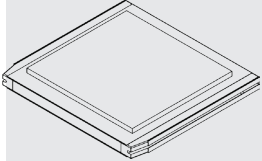
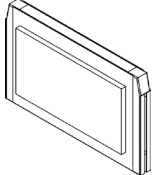
An underlined character indicates there is a choice available. See pages 83-84 for selections and pricing. **** means that a fabric selection is required. List price for C.O.M. material is the same as Grade B.

Lounge Seating Assemblies/Parts

	Model/Description	Dimensions	Yd	Wt	List Price
	AL70810-0000-0000000 L110 Ganging Hardware for 1.375" Thick Panels Includes two bent steel "U" bracket with set of eight wood screws with washers	---	---	2	47
	AL70812-0000-0000000 L140 Ganging Hardware for 1.25" Thick Panels Includes two bent steel "U" bracket with set of eight wood screws with washers	---	---	---	38
	AL70813-0000-0000000 L630 Ganging Hardware for Paragon Modular Units Includes two bent steel "U" brackets with set of two bolts and six wood screws with washers	---	---	1	30
	AL70869-0100-****1A0 Oasis Recliner, L940 Right Contoured Arm Upholstered, Cal 117 foam, oak feet, natural finish	---	1.6	---	A 702 B 737 C 780 D 808 E 878 F 948
	AL70870-0100-****1A0 Oasis Recliner, L940 Left Contoured Arm Upholstered, Cal 117 foam, oak feet, natural finish	---	1.6	---	A 702 B 737 C 780 D 808 E 878 F 948
	AL70727-0100-****1A0 Ambassador Bentply II Right Arm Upholstered, Cal 117 foam, oak bentply arm cap, oak feet, natural finish	---	1.5	---	A 936 B 977 C 1025 D 1057 E 1138 F 1218

An underlined character indicates there is a choice available. See pages 83-84 for selections and pricing. **** means that a fabric selection is required. List price for C.O.M. material is the same as Grade B.

Lounge Seating Assemblies/Parts

	Model/Description	Dimensions	Yd	Wt	List Price
	AL70728-0100-****1A0 Ambassador Bentply II Left Arm Upholstered, Cal 117 foam, oak bentply arm cap, oak feet, natural finish	---	1.5	---	A 936 B 977 C 1025 D 1057 E 1138 F 1218
	40745 Key-Loc® Seat Insert Key-Loc® seat cushion insert, dual-sided with specialized elastic webbing and crown foam	23.5W 22L 3.25H 1 cu. ft.	---	---	182
	40746 Key-Loc® Back Insert Key-Loc® back cushion insert, dual-sided with specialized elastic webbing and crown foam	23.5W 14.5L 3.25H .65 cu. ft.	---	---	157

An underlined character indicates there is a choice available. See pages 83-84 for selections and pricing. **** means that a fabric selection is required. List price for C.O.M. material is the same as Grade B.

Lounge Seating Assemblies/Parts Option Selection & Pricing Guide

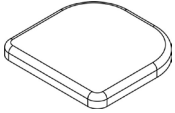
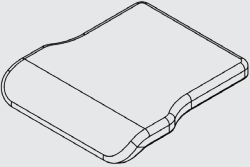
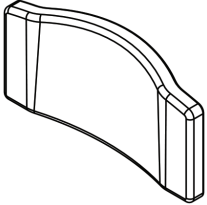
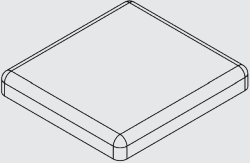
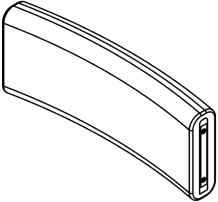
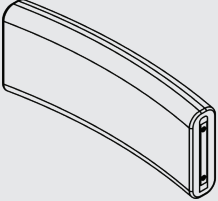
Field Description:	Cushions (per set)		Foam (per set)						Options
Field Position:	9		10						11
Selection Description:	N/A	N/A	Cal 117	Cal 117, m.r.* Seat	Cal 117, m.r.* Back	Cal 133	Cal 113, m.r.* Seat	Cal 113, m.r.* Back	Heavy Duty Inserts
Selection #:	0	0	1	2	3	4	5	6	J
AL70130		S							
AL70131		S							
AL70140		S							
AL70141		S							
AL70300	S		S	+88		+68	+156		+62
AL70301	S		S		+88	+68		+156	
AL70305			S	+88		+68	+156		+62
AL70306			S		+88	+68		+156	
AL70310			S		+118	+103		+220	
AL70311			S		+118	+103		+220	
AL70312			S		+118	+103		+220	
AL70330			S		+118	+103		+220	
AL70380			S	+74		+74	+149		
AL70381			S		+84	+97		+181	

Lounge Seating Assemblies/Parts Option Selection & Pricing Guide

Field Description:	Cushions (per set)		Foam (per set)						Options
Field Position:	9		10						11
Selection Description:	N/A	N/A	Cal 117	Cal 117, m.r.* Seat	Cal 117, m.r.* Back	Cal 133	Cal 113, m.r.* Seat	Cal 113, m.r.* Back	Heavy Duty Inserts
Selection #:	0	0	1	2	3	4	5	6	J
AL70700			S			+68			
AL70701			S			+68			
AL70703			S			+68			
AL70704			S			+68			
AL70705			S			+68			
AL70706			S			+68			
AL70725			S			+68			
AL70726			S			+68			
AL70727			S			+68			
AL70728			S			+68			
AL70801	S		S			+68			
AL70810		S							
AL70812		S							
AL70813		S							
AL70869			S			+68			
AL70870			S			+68			

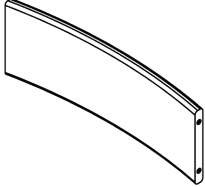
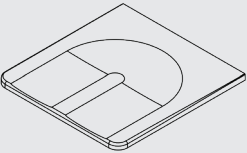
*m.r. = Moisture resistance
Contact your Blockhouse rep for Bed Bug Barrier options (Y)

X Chair Seating Assemblies/Parts

	Model/Description	Dimensions	Yd	Wt	List Price
	AX76030-0<u>1</u>00-****000 X025 Seat Cushion Upholstered, Cal 117 foam	---	.75	5	A 212 B 233 C 257 D 275 E 317 F 357
	AX76052-0<u>1</u>00-****000 X145 Seat Cushion Upholstered, Cal 117 foam	---	.5	---	A 199 B 216 C 236 D 249 E 286 F 326
	AX76053-0<u>1</u>00-****000 X145 Back Cushion Upholstered, Cal 117 foam	---	.5	---	A 193 B 204 C 218 D 226 E 267 F 308
	48075-7A Finish-Grade Wood Back To go w/ AX76053				
	AX76062-0<u>1</u>00-****000 X030/X080 Seat Cushion Upholstered, Cal 117 foam	---	.75	5	A 173 B 192 C 215 D 230 E 269 F 310
	AX76064-0<u>1</u>00-****000 X030 Back Cushion Upholstered, Cal 117 foam	---	.75	3	A 189 B 206 C 226 D 239 E 272 F 308
	AX76069-0<u>1</u>00-****000 X080 Back Cushion Upholstered, Cal 117 foam	---	.75	3	A 191 B 208 C 228 D 241 E 274 F 308

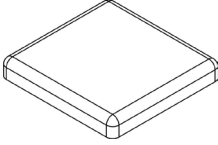
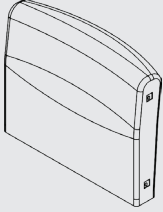
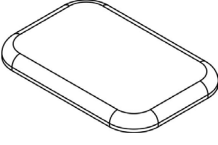

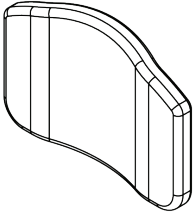

An underlined character indicates there is a choice available. See page 89 for selections and pricing. **** means that a fabric selection is required. List price for C.O.M. material is the same as Grade B.

X Chair Seating Assemblies/Parts

	Model/Description	Dimensions	Yd	Wt	List Price
	48031-1A X030 Wood Back Oak, natural finish	---	---	2	135
	48033-1A X030 Wood Seat Oak, natural finish	---	---	4	135
	48034-7A X080 Wood Seat Birch, natural finish	---	---	4	149
	48038-7A X080 Wood Back Birch, natural finish	---	---	2	135
	AX76080-0100-****000 X188 Seat Cushion Upholstered, Cal 117 foam	---	---	1	A 466 B 492 C 522 D 543 E 594 F 645
	AX76081-0100-****000 X188 Back Cushion Upholstered, Cal 117 foam	---	---	1.5	A 444 B 477 C 518 D 548 E 624 F 701

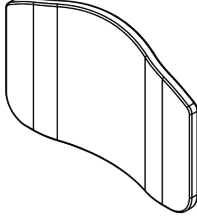
An underlined character indicates there is a choice available. See page 89 for selections and pricing. **** means that a fabric selection is required. List price for C.O.M. material is the same as Grade B.

X Chair Seating Assemblies/Parts

	Model/Description	Dimensions	Yd	Wt	List Price
	AX76100-0<u>1</u>00-****000 X180 Seat Cushion Upholstered, Cal 117 foam	---	.75	---	A 208 B 225 C 246 D 261 E 299 F 338
	AX76101-0<u>1</u>00-****000 X180 Back Cushion Upholstered, Cal 117 foam	---	.75	---	A 227 B 246 C 269 D 284 E 322 F 360
	AX76110-0<u>1</u>00-****000 X190 Seat/Back Cushion Upholstered, Cal 117 foam	---	.5	---	A 140 B 151 C 165 D 173 E 197 F 222
	AX76240-0<u>1</u>00-****000 X240/X241 Seat Cushion Upholstered, Cal 117 foam	---	---	.5	A 177 B 194 C 214 D 228 E 266 F 304
	AX76242-0<u>1</u>00-****000 X241 Back Cushion Upholstered, Cal 117 foam	---	---	.5	A 164 B 175 C 189 D 207 E 247 F 289
	48084-7A X241 Wood Seat	---	---	---	113

An underlined character indicates there is a choice available. See page 89 for selections and pricing. **** means that a fabric selection is required. List price for C.O.M. material is the same as Grade B.

X Chair Seating Assemblies/Parts

Model/Description	Dimensions	Yd	Wt	List Price	
	<p>48085-7A X241 Wood Back</p>	---	---	---	109

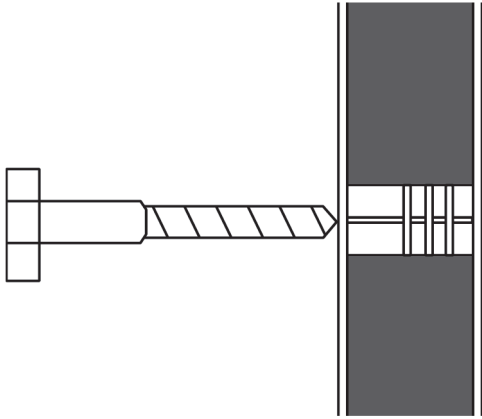
*An underlined character indicates there is a choice available. See page 89 for selections and pricing. **** means that a fabric selection is required. List price for C.O.M. material is the same as Grade B.*

X Chair Seating Assemblies/Parts Option Selection & Pricing Guide

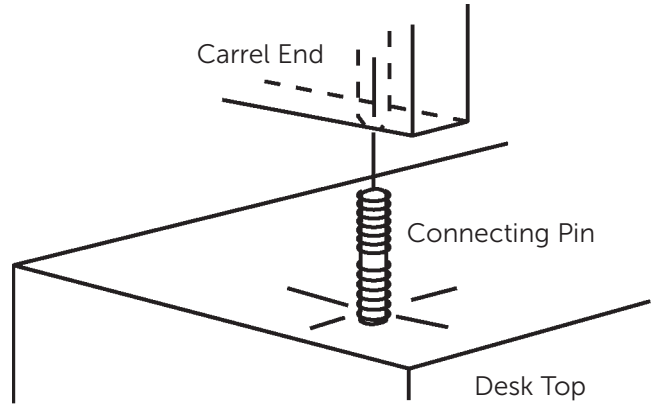
Field Description:	Foam (per set)						
Field Position:	10						
Selection Description:	N/A	Cal 117	Cal 117, m.r.* Seat	Cal 117, m.r.* Back	Cal 133	Cal 113, m.r.* Seat	Cal 113, m.r.* Back
Selection #:	0	1	2	3	4	5	6
AX76030		S	+56		+48	+104	
AX76052		S	+56		+48	+104	
AX76053		S		+56	+48		+104
AX76062		S	+56		+48	+104	
AX76064		S		+56	+48		+104
AX76069		S		+56	+48		+104
AX76080		S	+111		+97	+208	
AX76081		S		+134	+97		+231
AX76100		S	+56		+48	+104	
AX76101		S		+67	+73		+140
AX76110		S	+49		+48	+98	+98
AX76240		S	+56		+48	+104	
AX76242		S		+56	+48		+104

*m.r. = Moisture resistance

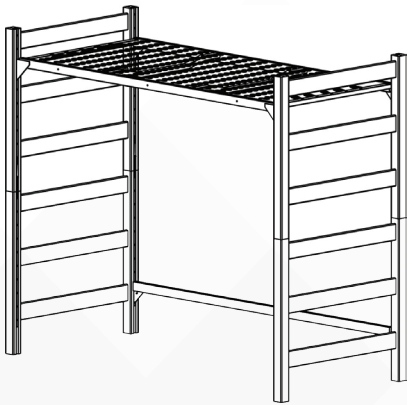
WALL ATTACHMENT DIAGRAM



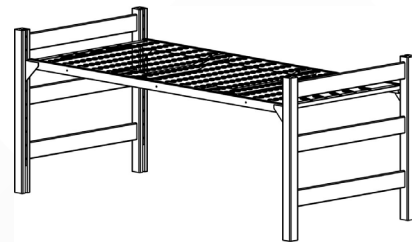
TWO-PIECE ATTACHMENT DIAGRAM



FULL HEIGHT ADJUSTABLE LOFT BED



ADJUSTABLE LOW LOFT BED



FULL HEIGHT ADJUSTABLE LOFT BED WITH DESK AND DRESSER





3285 Farmtrail Road ■ York, PA 17406 ■ 1.800.346.1126 ■ www.Blockhouse.com