

## **NOTICE TO AUTHORIZED USERS OF AWARD #23295 - Furniture, All Types (Except Hospital Room and Patient Handling)**

This pricelist/catalog **may** contain items that are not within the Scope of the Contract Award and/or not within this Contractors approved furniture Categories. All Authorized Users are strongly encouraged to review the Scope of the Award and the Contractors Category Matrix prior to selecting items for purchase under the Contract. Per Solicitation Section 4.5 (D) - Procurement Instructions for Authorized Users: When placing orders under this Award, the Authorized User should follow and be familiar with the terms and conditions governing the Contract and are responsible for determining that the product(s) they intend to purchase fit within the scope of the Award.

References to other government contracts that may be included in a Contractor's pricelist/catalog, including any additional terms or conditions, are void under the OGS Award and should be disregarded. Only OGS' Terms and Conditions, including those within a Contractor's posted Contractor Information and Supplemental Information sheet, are valid under the Contract.

Additionally, Authorized Users are reminded that where discrepancies exist between Price List documents, the lowest price shall prevail (see Section 5.3 Price).

All orders must be placed with the Contractor, or the Contractor's OGS approved Authorized Reseller listed on the OGS website under the Award. Orders placed with a reseller not approved by OGS are not considered contract orders and therefore are not subject to the same terms and conditions of the OGS Award.

Authorized Users should contact the OGS Contract Manager listed on the Award with any questions pertaining to this pricelist/catalog.

## **NYS Price List Effective 1/15/26**



**COLECRAFT**  
Commercial Furnishings

---

# 2026 NYS Contract Pricelist

Contract #PC70193  
01.03.26

# GENERAL INFORMATION

COMPANY OVERVIEW

TERMS OF SALE

ENVIRONMENTAL MISSION STATEMENT

SHIPPING INFORMATION

# Overview

## General Information

### History

Colecraft has been making innovative designed, superior-crafted commercial furniture since 1953. Our continued growth is the result of a company-wide commitment to quality and innovation. We pride ourselves on the long-term partnerships we have with our dealers, clients, suppliers, and employees. Colecraft manufacturing and corporate facilities are located in Jamestown, NY.

### People

Colecraft is comprised of a closely knit team of hard-working and highly-skilled people who take pride in their work. We value design, innovation and craftsmanship. Continuous improvement is a core commitment.

### Craftsmanship

## The Art of Detail™

Skilled craftsmanship and modern manufacturing processes deliver superior quality products to our clients. Wood veneers are hand selected for match and balance and laid-up by order. Our Craftsmen individually fit miters and hand-sand all surfaces to ensure a perfect fit. Finishes are skillfully applied to perfectly sanded veneers, resulting in a durable protective coating that enhances the inherent natural beauty of wood.

### Capabilities

Our design, engineering, and manufacturing processes have been built for quality and flexibility. Our broad range of capabilities include wood, veneers, laminates, solid surface materials, glass, stone and metal.

### Service

Colecraft provides detailed quotations, shop drawings, photo-realistic renderings and custom finish samples as part of our presale service. We generate ideas, providing creative solutions at every step.

### Sustainability

Colecraft's dedication to environmental stewardship is a part of our core philosophy and has been since our inception.

# Terms of Sale

### Address:

Colecraft Commercial Furnishings 1021 Allen Street  
Jamestown, NY 14701

### Telephone, Fax & Internet:

Telephone: (716) 488-2810 Toll Free: (844) 500-9356  
Fax: (716) 488-2824 Website: www.colecraftcf.com  
Email: info@colecraftcf.com

### Ordering Procedure:

All orders must be submitted in writing via e-mail at orders@colecraftcf.com . Duplicate orders are the client's responsibility. For standard product, order by model number(s) and finish code along with a brief description of the products being ordered. For custom order, order by quote number. Please scan and attach quote to the Purchase Order. Receipt of Purchase Order (Pre-Acknowledgement) will be sent promptly. Final Acknowledgement with ship date will be sent upon completion of down payment and signed specification drawings if applicable. Please check the accuracy of your order acknowledgment.

It is the customer's responsibility to inform Colecraft of any discrepancies within 5 working days from the acknowledgment date.

### Custom Orders:

A 50% down payment is required on all custom orders, with the balance due Net 30 Days. Custom orders will not be scheduled until the down-payment is received and final specification drawings approved and signed off by the customer. To request custom product pricing email quotes@colecraftcf.com.

### Intellectual Property Ownership:

All designs, and specifications shown in all catalogs, brochures, literature, drawings, or engineering prints remain the exclusive property of Colecraft Commercial Furnishings and cannot be reproduced, posted, duplicated or shared in any manner without the expressed, written consent from Colecraft.

### Credit, Pricing and Payment:

Standard catalog terms are Net 30 Days. Standard orders exceeding \$20,000 net will require a 50% down payment. Custom orders require a down payment of 50%. Any shipment less than \$2,000.00 net will be assessed a handling charge of \$250.00 net. All orders are subject to prior credit approval. Catalog pricing shown is at "List Price". Prices are subject to change without notice. A 1.5% per month service charge will be added to past due accounts.

### Price & Product Changes:

Quoted prices must be accepted within days or re-quoted. Colecraft reserves the right to change pricing, specifications, dimensions and finishes without notice. Colecraft also reserves the right to make product modifications and improvements at any time without notice. Typing and clerical errors on any agreement, publication, quotation or price list are subject to correction without notice.

### Changes, Cancellations, Storage & Returns:

If orders are changed, customers will be charged \$200 net plus all incremental material and production costs. If orders are canceled, customers will be charged the total accumulated cost of the project (design, engineering, tooling, materials & labor) up to the time of cancellation plus a \$500 net cancellation charge. If the customer is unable to take delivery when the merchandise has been scheduled to ship by Colecraft, storage and extra freight will be at customer's expense. Billing cycle shall be remain in effect from original scheduled ship date. Products cannot be returned without prior written authorization. To be eligible for acceptance, products must carry a pre-authorized label, be properly packaged and be received in good condition. Returns will not be considered after 30 days from the original shipment date. Re-stocking charges will be a minimum of 50% plus freight costs.

### Shipments, Packaging & Crating:

Any location east of the Mississippi River (EXCLUDING METRO NYC) Freight is Pre-Paid and is included in list price. (LTL delivery to an acceptable dock). Metropolitan NYC Freight is calculated on case by case basis (cross-docking, prevailing wage, etc.). Any location west of the Mississippi River Freight is Pre-Paid and will be calculated per location. (LTL delivery to an acceptable dock). Colecraft will select the method of shipment, carrier and routing. All shipments will be forwarded for normal dock delivery. For "call before" delivery notice add \$25 net. Prices do not include any storage or installation charges. Special delivery requirements, such as inside delivery or curbside delivery will be quoted on request. Pricing includes appropriate packaging and/or skidding costs associated with normal dock delivery. For special packaging, crating or overseas shipment please contact our customer service department for quote. On-Site Delivery / Installation by Colecraft Personnel is available and will be quoted as separate line item on quote.

### Freight Damage/Claims:

All of our products are carefully inspected prior to packaging. They are in good condition when picked up by the carrier. Shipments are sent prepaid, FOB Jamestown, NY. Colecraft liability ends when the carrier issues a receipt to Colecraft. At that point, legal title of the merchandise passes to the buyer. Buyer has the sole responsibility of seeking recourse against the carrier. Prepaid freight does not change the FOB status of the product. Claims for damage or loss must therefore be placed with the carrier at point of destination and not with Colecraft. Upon receipt of your order please inspect for hidden damage that may have occurred during transit. Note any physical damage on all copies of the Bill of Lading and enter a freight claim with the carrier immediately. For visible carton damage, take digital pictures of the damaged carton and damaged furniture if visible damage is found upon delivery at the dock. Open all cartons with puncture or crushed corner damage. Note any damage to the goods on the Carrier's freight bill as number of pieces damaged. For concealed damage, take digital pictures of the furniture as it sits partially unpacked. Photograph external and internal carton materials that correspond with the damaged area on the product. Carton and damaged unit(s) must be located at the location matching the original delivery address for carrier inspection. Digital pictures must be provided of the damaged furniture and carton materials.

### Warranty:

Colecraft is pleased to warrant our products against manufacturing defects for a period of ten (10) years, of single-shift use, from the date of factory invoice. Components not manufactured by Colecraft (casters, mechanical or electrical components) honor the original equipment manufacturer's warranty. This warranty will not apply where there is evidence of alteration, misuse, negligence or abuse. During the warranty period we will, at our discretion, repair or replace the product, component or parts with the same or comparable items. All warranty claims must be made in writing and must be approved by Colecraft. If necessary, all furniture being returned must be properly packaged. All freight charges for items being returned for service must be prepaid by the customer. If the claim is accepted, Colecraft will gladly refund the charges incurred. There are no other warranties, either expressed or implied, including any warranty of fitness for a particular purpose. Colecraft excludes and will not pay consequential or incidental damages under this warranty. Colecraft's decision will be final regarding the condition of the product, the nature or cause of the defect and the necessity and the type of repair or replacement.

# Environmental Mission Statement

As part of our core Mission, we will work to help preserve the natural resources of our planet for current and future generations. Our specific Environmental Mission is to promote human health and safety, protect our environment and to conserve our natural resources.

### Our Environmental Goals:

- Meet or exceed the requirements of all environmental laws and regulations applicable to our operations
- Limit our negative impact on the environment and work to reduce recognized environmental risks to our employees and our community
- Strive to employ safe, environmentally friendly technologies and operating procedures
- Continually monitor and improve our performance in the above areas

### Our Environmental Strategy:

- Implementation of a recycling program, while also striving to reduce the use of non-recyclable packaging materials
- Colecraft will continue to expand its reuse of materials such as wood pallets and crates whenever possible
- We will continue to work to find alternative methods to safely ship products to our customers and receive materials from our vendors including the utilization of reusable skids and crates, shrink-wrapping and blanket wrapping
- Continue to pursue and expand the use of highly efficient transportation methods including the smallest and most efficient delivery vehicles available
- Cooperation with outside shipping companies to assure the maximum efficiency of transportation routes
- We will also develop methods to increase space utilization including consolidating orders by customers and destinations. Optimizing the use of shrink-wrapping, palletizing, and blanket wrapping of our product will result in space-consuming and non-reusable packaging being reduced.
- Colecraft will also pursue continuous improvement in the areas of product durability and performance
- Colecraft will develop specific strategies to promote resource conservation and environmentally sensitive waste management

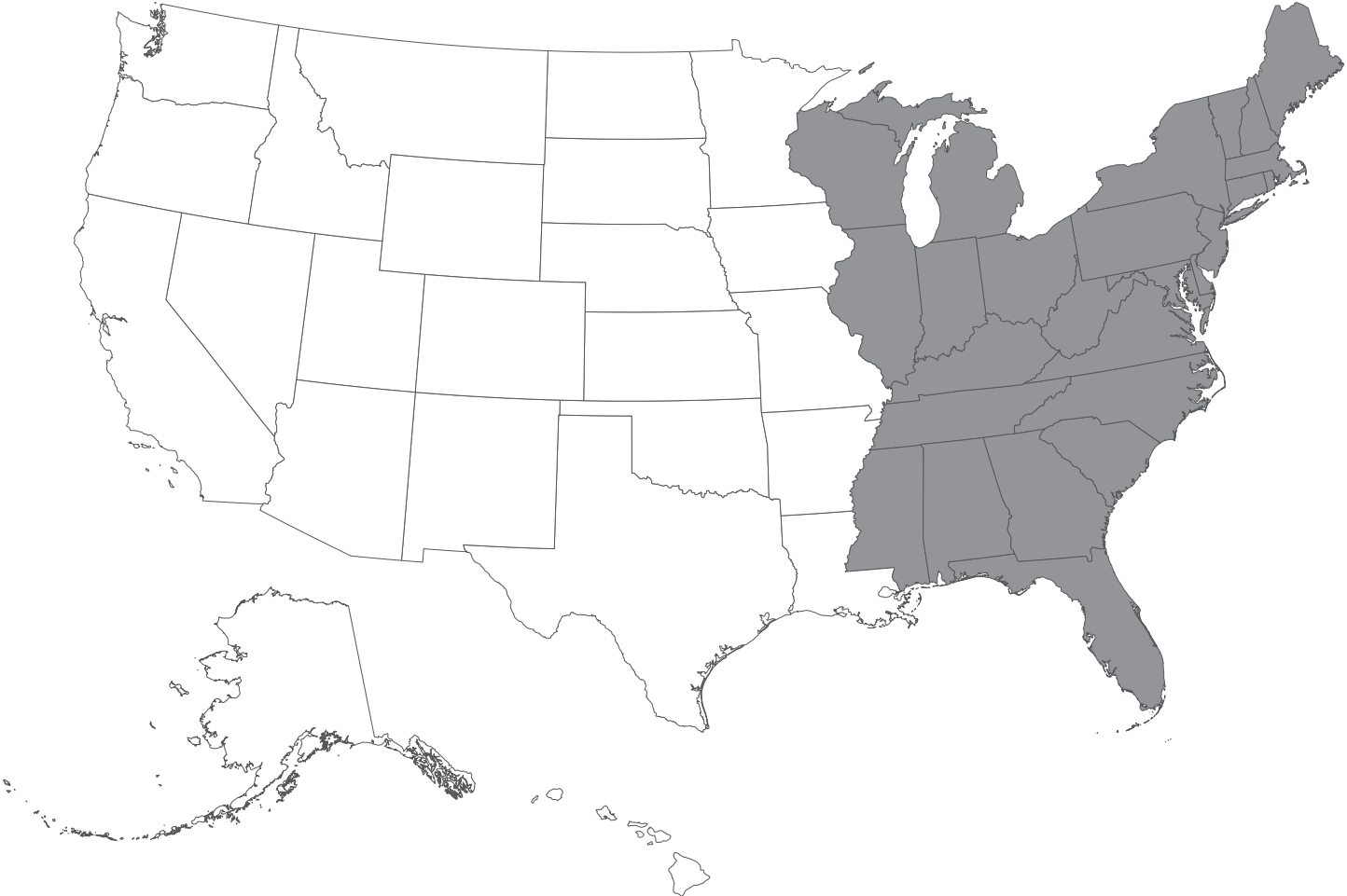


**Architectural Woodwork Institute (AWI)** - Colecraft Commercial Furnishings is a member of AWI

**LEED (Leadership in Energy and Environmental Design) Green Building Rating System** - We will examine how our company's product offerings can embrace such important goals as Energy Efficiency, Environmental conservation, and the protection of Human Health.

**CARB Compliance** – The California Air Resources Board has implemented a measure to reduce formaldehyde emissions from composite wood products, including plywood, particleboard and medium density fiberboard. All Colecraft Commercial Furnishings furniture is CARB Phase 2 compliant.

# Shipping Zones



 Freight Pre-Paid Zone. Freight cost is included in pricing

 Freight Pre-paid & Added Zone. Freight cost will be added to invoice - Contact Colecraft Customer Service for Shipping Quote

**All shipments are sent FOB Jamestown, NY**

# Material Specifications

## Wood & Veneer

The following wood & veneer species are standard at Colecraft Commercial Furnishings. Other species will be quoted on a custom order basis. Please discuss your needs with our customer service group.

- Walnut
- Oak
- Mahogany
- Cherry
- Maple

## Standard Wood Finishes

Colecraft provides a highly durable, stain resistant 30 sheen finish. This multi-step finish process includes two catalyzed lacquer top coats over a tough vinyl sealer and the stain of your choice. Colecraft offers 21 standard wood-finishes. Wood color samples are available on request. See our website or binder to view finishes color chart.

• Oak	Natural	#200
• Oak	Medium Brown	#240
• Oak	Dark	#260
• Oak	Ebonized	#295
• Mahogany	Cinnamon	#550
• Mahogany	Med Brown	#560
• Mahogany	Dark	#580
• Mahogany	Ebonized	#595
• Cherry	Light	#710
• Cherry	Medium Red	#720
• Cherry	Medium Brown	#740
• Cherry	Dark Brown	#760
• Cherry	Dark Red	#780
• Cherry	Ebonized	#795
• Maple	Natural	#900
• Maple	Ebonized	#995

## All Walnut add 5%

• Walnut	Light Brown	#110
• Walnut	Medium Brown	#120
• Walnut	Cordovan (red)	#160
• Walnut	Espresso	#190
• Walnut	Ebonized	#195

## Custom Wood Finishes

Special color matched finishes are welcome upon submission of an actual sample. A one-time special finish development charge of \$1200 (list) per order is required for standard veneers. Custom finish matches on non-standard veneers will be quoted upon request. Custom finishes may add to lead times.

## Natural Wood Characteristics

Our wood furnishings are manufactured using the finest hardwoods and wood veneers available. Wood is a natural material and its beauty is derived from its inherent variations in color, grain and texture. Because of these natural variations, an exact color and grain match cannot be guaranteed between our photographs, samples and finished products.

## High Pressure Laminates

Colecraft offers a full line of standard laminates offered by Formica, Wilsonart, Arborite, Pionite and Nevamar. These laminates are included in our standard pricing. Premium laminates are available on request. Contact customer service for pricing and delivery. See our website or binder to view worksurface material color chart.

## Edging Materials

In addition to our broad range of wood edge options, Colecraft offers table edging in PVC and self edging. See the material section of your binder to view the stock edge profiles and finishes. On self edge tops the edge is applied before the top and backer to provide added protection to the edge. rPVC finishes are available but may require a minimum purchase quantity. Please discuss your custom requirement with our customer service department for pricing and minimums. See our website to view our PVC color chart.

## Metal Base Specifications

Colecraft's heavy duty metal bases are available in a range of styles. We offer over 20 Powder Coat Finishes. Our tubular bases are typically constructed of 14 gauge cold rolled seam welded high carbon steel. Tube ends have welded steel caps. Custom base designs are available upon request. See the Special Order Table Bases section for a sampling of options. Contact customer service for specifications, pricing and delivery. See our website or binder to view metal base color chart.

## Technology Solutions

Colecraft offers a wide range of power, data, voice, and wire management options. Please see the Technology Solutions section of this price list for standard solutions. We welcome custom requirements. Our customer service department will gladly develop and quote a solution for your unique connectivity requirement.

# Additional Table Options

## Additional Table Options - Call or email for quote

### Custom Top Options

- Custom Exotic Veneers, Burls & Hardwoods
- Cusom Veneer Pattern including Starburst
- Custom Inlays - Ebony, Metal Etc.
- Custom Two-Tone Finish
- Custom Laminates
- Solid Surface and Acrylics
- Stones
- Quartz
- Glass
- Krystalcast
- Live Edge
- Reclaimed Woods

### Custom Base Options

- Custom Exotic Veneers & Hardwoods
- Custom Inlays - Ebony, Metal Etc.
- Custom Two-Tone Finish
- Custom Laminates
- Plinth Base
- Traditionsl Base Molding
- Custom Reveal
- Custom Lighting
- Custom Accent Strip

## Furniture Care and Cleaning

### Cleaning of Fine Wood Furniture

- Accidental Spills: Spilled liquids should be wiped up immediately with a soft, absorbent cloth.
- Periodic Dusting: Clean with a slightly damp cloth, using another soft cloth to dry. Always wipe in the direction of the wood grain.
- Oil, ammonia, and silicon products should never be used on wood furniture.
- Regularly Monthly Cleaning: Lightly soiled areas may be cleaned with Guardsman Wood Cleaner, following the cleaner's directions. Surfaces should be cleaned with a soft cloth, wiping in same direction as the wood grain and dried with a soft cloth.
- Polishing Wood Furniture: We do not recommend the use of commercial wax or polish which may leave undesirable residues. If polishing is desired, use a polish that is silicone free.

### Protecting Fine Furniture

- Use Coasters and Desk pads: This will protect the finish against damage from jewelry, ballpoint pens, spills and moisture, and direct heat.
- Use Felt Pads on the bottom of Equipment and Electronics: The compounds in rubber and vinyl pads often supplied on office equipment can damage wood finishes.
- Lift instead of sliding objects: Sliding objects across the surface can scratch all furniture finishes.
- Periodically move accessories around on surfaces to prevent inconsistent aging: Wood species and finishes will change and age with exposure to light. Periodic movement of objects on or against the furniture will help insure even aging
- For Best Performance Maintain Temperatures between 60-80 degrees Fahrenheit and humidity levels between 30 and 50 percent.

### Cleaning Laminate Surfaces


- Periodic dusting - Clean with a slightly damp soft cloth, using another soft cloth to polish dry
- Regular/monthly cleaning - Lightly soiled areas may be cleaned with a soft cloth and a mild liquid detergent - For stubborn stains, use a non-abrasive ammonia based household cleanser. Do not get cleanser on any wood or wood trim
- Polishing laminate furniture - We do not recommend the use of commercial wax or polish which may leave undesirable residues and possible streaking - If polishing is desired, use a laminate polish being careful not to get any polish on any attached wood trim

### Cleaning Metal and Painted Metal Surfaces

- Lightly soiled areas may be cleaned with a soft cloth and a mild liquid detergent

# RECEPTION

## DESKS




## SPECIFICATION GUIDE


REV 010326

NOTE: Due to the recent unanticipated cost increase of raw materials please call to confirm list pricing before you quote your clients


**COLECRAFT**  
The Art of Detail™




RICHMOND



PHOENIX



MONTEREY




ALLOY




LAKEWOOD LIVE



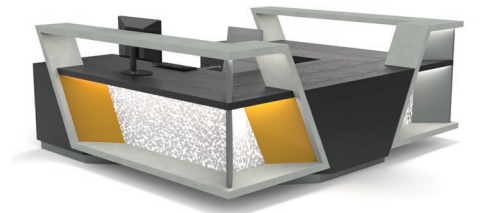
LAKEWOOD LIVE II




SANIBEL




CANDOR




FALL RIVER




FAIRFAX



BI-PLANE




LEVITY



OLYMPIA





NASHVILLE



LAS VEGAS




MARGOT




GEOPATH




BELLVIEW



ANDOVER




AURORA




NUEVO



REFLECTION




MARIETTA



AMSTERDAM




HARMONY




STRATUS



CAMBRIDGE



AMHERST



FRISCO



WILLIAMSBURG



JAMESTOWN I



JAMESTOWN II



KENDALL LANE I



KENDALL LANE II

Notes

Notes section with horizontal dotted lines for writing.

See the website for additional Reception Desk images- all products are available in the mirror image configuration.

ASHLAND



- Style** Rectilinear
- Case** Laminate with Chemetal Reveals and Toe-Kick
- Counter** Laminate: Designer White
- Work-surface** Laminate: Designer White
- Structure** Stud Wall with Tack Board
- Features** Grommets for Wire Management

REC ASH135962942

135"W X 96"D X 29"/42"H

\$32,597

WALDORF




- Style** Casino Contemporary
- Case** Laminatge
- Counter** Glass
- Work-surface** Laminate
- Structure** Stud Wall with Tack Board
- Features** Privacy Divider / (2) BBF

REC WAL 129362942

129"W X 36/67.5D X 29"/42"H

\$37,565

BRISTOL



- Style** Rectilinear
- Case** Laminate
- Counter** Veneer
- Work-surface** Laminate
- Structure** Stud Wall
- Features** Grommets For Wire Management

REC BRS 115402942

115"W X 40"D X 29"/42"H

\$39,507

PARKDALE




- Style** Classic
- Case** Veneer
- Counter** Veneer
- Work-surface** Veneer
- Structure** Panel Construction
- Features** Brushed Aluminum Toe Kick

REC PKD 95712942

95"W X 71"D X 29"/42"H

\$23,926

BELLVIEW




- Style** Rectilinear
- Case** Veneer
- Counter** Laminate
- Work-surface** Veneer
- Structure** Panel
- Features** Grommets for Wire Management

REC BLV 84802942

84"W X 80"D X 29"/42" H

\$30,044

LAS VEGAS



- Style** Casino Contemporary
- Case** Solicore Designer White
- Counter** Solicore Designer White
- Work-surface** Solicore Designer White
- Structure** Panel
- Features** Brushed Aluminum Laminate on Standoffs
- Lighting** Perimeter Lit with Controlable RGB LED

REC LV 84802942

78"W X 82"D X 29"/42" H

\$55,175

OLYMPIA



- Style** Rectilinear
- Case** Laminate
- Counter** Laminate
- Work-surface** Laminate
- Structure** Parsons Style Desk, Panel
- Features** Grommets For Wire Management

REC OLY 126902942

126"W X 90"D X 29"/42"H

\$22,278

RICHMOND




- Style** Classic
- Case** Veneer
- Counter** Cambria Chatham Quarry Collection
- Work-surface** Cambria Chatham Quarry Collection
- Structure** Stud Wall with Tack Board
- Features** Brushed Aluminum Toe Kick and Reveal

REC RCH 126972942

126"W X 97"D X 29"/42"H

\$68,424


NASHVILLE



- Style** New Mid Century
- Case** Veneer
- Counter** WA Morning Ice Solid Surface
- Work-surface** WA Morning Ice Solid Surface
- Structure** Stud Wall with Tack Board
- Features** Brushed Stainless Steel Toe Kick, Transaction Accent, and Vein Lines

REC NSH 1131222942      113"W X 122"D X 29"/42" H      \$93,193

MONTEREY



- Style** West Coast Contemporary
- Case** Laminate
- Counter** Overhanging, Tapered Transaction Top
- Work-surface** Laminate
- Structure** Stud Wall
- Features** Glass Transaction Top on Standoffs, Tack Board, RGB LED under transaction Overhang, Chemetal Brushed Stainless Accent on transaction and Toe Kick

REC MTR 132692942      132"W X 69"D X 29"/42" H      \$60,652


BI-PLANE



- Style** American Modern
- Case** White Laminate
- Counter** White Laminate on Stand Offs
- Work-surface** Laminate
- Structure** Panel
- Features** Woodgrain Laminate Accent Panels On Front

REC BIP 120302942      120"W X 30"D X 29"/42" H      \$14,304

FAIRFAX



- Style** Modern
- Case** Veneer
- Counter** Veneer
- Work-surface** Laminate with Wood Edge
- Structure** Stud Wall with Tack Board
- Features** Brushed Stainless Steel Toe Kick, Transaction Accent, and Vertical Reveals

REC FAX 78902942      78"W X 90"D X 29"/42" H      \$49,959

GEOPATH



- Style** Geometric Contemporary
- Case** Laminate
- Counter** Laminate
- Work-surface** Laminate
- Structure** Panel
- Features** Geometric Design Elements

REC GEO 120302942

120"W X 30"D X 29"/42" H

\$19,459

LAKWOOD LIVE




- Style** Live Edge Contemporary
- Case** Formica White Colorcore
- Counter** Live Edge
- Work-surface** Formica White Colorcore
- Structure** Stud Wall with Tack Board
- Features** Live Edge Transaction Top
- Lighting** Full Acrylic Front Back-lit with Dimable LED

REC LAL1 132692942

132"W X 69"D X 29"/42" H

\$96,253

SANIBEL



- Style** Transitional
- Case** Veneer
- Counter** Veneer
- Work-surface** Laminate
- Structure** Stud Wall with Tack Board
- Features** Laminate Reveals

REC SAN 104902942

104"W X 90"D X 29"/42"H

\$39,108

LAKWOOD LIVE II



- Style** Live Edge Contemporary
- Case** Formica White Colorcore
- Counter** Curved Live Edge
- Work-surface** Formica White Colorcore
- Structure** Stud Wall with Tack Board
- Features** Curved Live Edge Transaction Top
- Lighting** Full Acrylic Front Back-lit with Dim able LED

REC LAL2 155682942

155"W X 68"D X 29"/42"H

\$105,275

FALL RIVER



- Style** Transitional
- Case** Veneer
- Counter** Corion Dove Solid Surface
- Work-surface** Veneer
- Structure** Stud Wall with Tack Board
- Features** Solid Surface Medallions, Sketch Faced Veneer, Stainless Steel Toe Kick, LED Lighting Under Transaction Top

REC FLR 721202942      72"W X 120"D X 29"/42" H      \$67,628


WEST PALM



- Style** Contemporary
- Case** Veneer/Laminate
- Counter** Laminate with Glass
- Work-surface** Laminate
- Structure** Stud Wall with Tack Board
- Features** Glass Transaction Top, Stainless Steel Toe Kick, and Vein Line

REC WPM 84342942      84"W X 34"D X 29"/42"H      \$37,918


PHOENIX



- Style** South West Contemporary
- Case** Laminate
- Counter** WA Beige Tempest Solid Surface
- Work-surface** WA Beige Tempest Solid Surface
- Structure** Stud Wall
- Features** Acrylic Decor Insets

REC PHX 121932942      121"W X 93"D X 29"/42" H      \$86,873

ANDOVER




- Style** Contemporary Urban
- Case** Laminate
- Counter** Hi-Macs White Quartz Solid Surface
- Work-surface** Hi-Macs White Quartz Solid Surface
- Structure** Stud Wall and Tack Board
- Features** Solid Surface Work-surface and Transaction Top, Decorative vein line

REC AND 108562942      108"W X 56"D X 29"/42"H      \$39,602

Style Modern

ALLOY


MODEL #	DIMENSIONS	VENEER LAMINATE	PRICE	ADDERS	
REC ALY 963142	96"W x 31"D x 42"H	VENEER LAMINATE	\$42,660 \$32,502	SOLID SURFACE TRANS LIGHTING	\$9,431 \$1,942



REC ALY 969642	96"W x 96"D x 42"H	VENEER LAMINATE	\$59,724 \$47,779	SOLID SURFACE TRANS LIGHTING	\$19,805 \$2,878
----------------	--------------------	-----------------	----------------------	------------------------------	---------------------



REC ALY 1209642	120"W x 96"D x 42"H	VENEER LAMINATE	\$85,320 \$68,255	SOLID SURFACE TRANS LIGHTING	\$37,724 \$1,942
-----------------	---------------------	-----------------	----------------------	------------------------------	---------------------




Style Modern

CANDOR

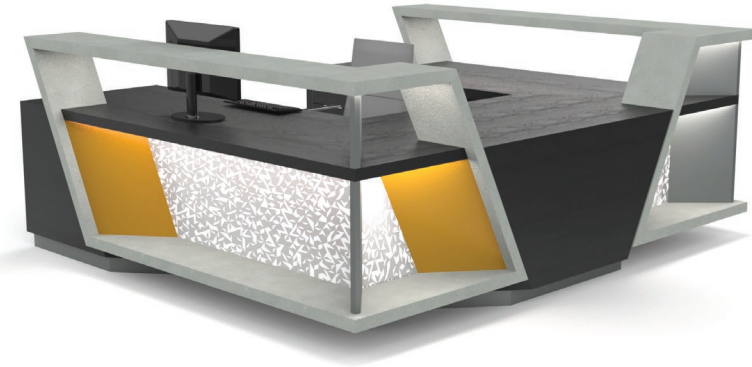
MODEL #	DIMENSIONS	VENEER LAMINATE	PRICE	ADDERS	
REC CAN 963142	96"W x 3"D x 42"H	VENEER LAMINATE	\$40,954 \$32,763	LIGHTING	\$1,880



REC CAN 969642	96"W x 96"D x 42"H	VENEER LAMINATE	\$57,334 \$45,868	LIGHTING	\$2,925
----------------	--------------------	-----------------	----------------------	----------	---------



REC CAN 1209642	120"W x 96"D x 42"H	VENEER LAMINATE	\$81,906 \$65,525	LIGHTING	\$3,265
-----------------	---------------------	-----------------	----------------------	----------	---------



Style Modern

LEVITY


MODEL #	DIMENSIONS	VENEER LAMINATE	PRICE	ADDERS
REC LEV 963142	96"W x 31"D x 42"H		\$36,566 \$29,252	SOLID SURFACE TRANS \$11,231



REC LEV 969642	96"W x 96"D x 42"H	VENEER LAMINATE	\$51,192 \$40,954	
----------------	--------------------	-----------------	----------------------	--



REC LEV 1209642	120"W x 96"D x 42"H	VENEER LAMINATE	\$73,131 \$58,505	
-----------------	---------------------	-----------------	----------------------	--



Style Modern

MARGOT


MODEL #	DIMENSIONS	VENEER LAMINATE	PRICE	ADDERS
REC MAR 963142	96"W x 31"D x 42"H		\$38,191 \$30,553	3 FORM PANELS LIGHTING \$10,865 \$1,850



REC MAR 969642	96"W x 96"D x 42"H	VENEER LAMINATE	\$53,467 \$42,773	3 FORM PANELS LIGHTING \$11,952 \$2,741
----------------	--------------------	-----------------	----------------------	--------------------------------------------



REC MAR 12096422	120"W x 96"D x 42"H	VENEER LAMINATE	\$76,382 \$61,105	3 FORM PANELS LIGHTING \$12,300 \$2,887
------------------	---------------------	-----------------	----------------------	--------------------------------------------




# Reception

# COLECRAFT

## AURORA

**Style** Faceted Transitional  
**Case** Mixed Laminate with Faceted Corners  
**Counter** Laminate & PVC  
**Work-surface** Laminate & PVC  
**Structure** Fully Framed Core with removable interior panels for hidden wire management  
**Features** Full Tack-board with color coordinated fabric above work-surface

	MODEL #	DIMENSIONS	PRICE
DESK	REC AUR 724142	72"W X 41"D X 42"H	\$16,512
	REC AUR 964142	96"W X 41"D X 42"H	\$17,647
	REC AUR 1204142	120"W X 41"D X 42"H	\$18,736



DESK WITH RETURN	REC AUR 969142	96"W X 91"D X 42"H	\$26,355
	REC AUR 1209142	120"W X 91"D X 42"H	\$28,871



DESK WITH RETURN BRIDGE AND CREDENZA	REC AUR 9611542	96"W X 115"D X 42"H	\$31,565
	REC AUR 12011542	120"W X 115"D X 42"H	\$34,082



# Reception

# COLECRAFT

## NUEVO

**Style** Geometric Euro Contemporary  
**Case** Laminate  
**Counter** Stainless with Floating glass  
**Work-surface** Laminate & PVC  
**Structure** Fully Framed Core with removable interior panels for hidden wire management  
**Features** Floating Glass Counter & Full Tack-board with color coordinated fabric above work-surface

	MODEL #	DIMENSIONS	PRICE
DESK	REC NUE 723942	72"W X 39"D X 42"H	\$22,540
	REC NUE 963942	96"W X 39"D X 42"H	\$25,976
	REC NUE 1203942	120"W X 39"D X 42"H	\$29,411



DESK WITH RETURN	REC NUE 968742	96"W X 87"D X 42"H	\$35,974
	REC NUE 1208742	120"W X 87"D X 42"H	\$40,074




DESK WITH RETURN BRIDGE AND CREDENZA	REC NUE 9611142	96"W X 111"D X 42"H	\$43,087
	REC NUE 12011142	120"W X 111"D X 42"H	\$46,523



## REFLECTION

**Style** Casual Contemporary  
**Case** Laminate Wood Tones & Solid Colors with Recessed Center  
**Counter** Laminate & PVC  
**Work-surface** Laminate & PVC  
**Structure** Fully Framed Core with removable interior panels for hidden wire management  
**Features** Floating Glass Counter & Full Tack-board with color coordinated fabric above work-surface

	MODEL #	DIMENSIONS	PRICE	WITH GLASS
DESK	REC REF 723642	72"W X 36"D X 42"H	\$19,072	\$23,839
	REC REF 963842	96"W X 38"D X 42"H	\$21,980	\$27,475
	REC REF 1203942	120"W X 39"D X 42"H	\$24,886	\$31,107




### DESK WITH RETURN

REC REF 968742	96"W X 87"D X 42"H	\$30,440	\$38,050
REC REF 1208842	120"W X 88"D X 42"H	\$33,347	\$41,683



### DESK WITH RETURN BRIDGE AND CREDENZA


REC REF 9611142	96"W X 111"D X 42"H	\$36,458	\$45,572
REC REF 12011242	120"W X 112"D X 42"H	\$39,366	\$49,207



## MARIETTA

**Style** Urban Transitional  
**Case** Choice of Select Hardwood & Veneers with delicate Brushed Stainless Vein Line  
**Counter** Select Hardwoods  
**Work-surface** Choice of Select Hardwood Frame with Laminate Inset  
**Structure** Fully Framed Core with removable interior panels for hidden wire management  
**Features** Full Tack-board with color coordinated fabric above work-surface

	MODEL #	DIMENSIONS	PRICE	WITH GLASS
DESK	REC W 1326842	132"W X 68"D X 42"H	\$45,442	\$54,530
	REC W 1568042	156"W X 80"D X 42"H	\$53,462	\$64,154
	REC W 1809242	180"W X 92"D X 42"H	\$61,480	\$73,776




### DESK WITH RETURN

REC W 969642	96"W X 96"D X 42"H	\$42,504	\$51,005
REC W 1209642	120"W X 96"D X 42"H	\$48,114	\$57,737
REC W 1449642	144"W X 96"D X 42"H	\$53,462	\$64,154



### DESK WITH ADA COUNTER

REC W 1567242	156"W X 72"D X 42"H	\$51,680	\$62,017
REC W 1808442	180"W X 84"D X 42"H	\$60,145	\$72,174
REC W 2049642	204"W X 96"D X 42"H	\$67,718	\$81,262



### ROUND DESK

REC W 14413542	144"W X 135"D X 42"H	\$67,499	\$80,999
REC W 16815842	168"W X 158"D X 42"H	\$77,741	\$93,289
REC W 19218042	192"W X 180"D X 42"H	\$87,989	\$105,586



## AMSTERDAM

- Style** Modern Mixed Media
- Case** Choice of Veneer, Powder Coated Steel Supports and Black Vein Lines
- Counter** Choice of Solid Surface
- Work-surface** Choice of Select Hardwood Traditional Frame with Laminate Inset
- Structure** Fully Framed Core with removable interior panels for hidden wire management
- Features** Full Tack-board with color coordinated fabric above work-surface

	MODEL #	DIMENSIONS	PRICE
DESK	REC AMS 724142	72"W X 42"D X 42"H	\$34,930
	REC AMS 964142	96"W X 41"D X 42"H	\$40,254
	REC AMS 1204142	120"W X 41"D X 42"H	\$45,579
DESK WITH RETURN	REC AMS 969042	96"W X 90"D X 42"H	\$51,848
	REC AMS 1209042	120"W X 90"D X 42"H	\$56,801 \$0
DESK WITH RETURN BRIDGE AND CREDENZA	REC AMS 9611442	96"W X 114"D X 42"H	\$62,098
	REC AMS 12011442	120"W X 114"D X 42"H	\$67,050

## HARMONY

- Style** Soft Contemporary
- Case** Choice of Select Hardwood & Veneers Radius with Distinctive Tapered Front & Decorative Vein Lines
- Counter** Choice of Solid Surface
- Work-surface** Combo with Counter
- Structure** Fully Framed Core with removable interior panels for hidden wire management
- Features** Standing/Stool Height Combo Work-surface/Counter

	MODEL #	DIMENSIONS	PRICE
DESK	REC HAR 1086040	108"W X 60"D X 42"H	\$59,564
	REC HAR 1327240	132"W X 72"D X 42"H	\$70,075
	REC HAR 1568440	156"W X 84"D X 42"H	\$80,586
DESK WITH RETURN	REC HAR 848440	84"W X 84"D X 42"H	\$56,058
	REC HAR 1088440	108"W X 84"D X 42"H	\$63,068
	REC HAR 1328440	132"W X 84"D X 42"H	\$70,075
DESK WITH ADA COUNTER	REC HAR 1567240	156"W X 72"D X 42"H	\$67,739
	REC HAR 1808440	180"W X 84"D X 42"H	\$78,834
	REC HAR 2049640	204"W X 96"D X 42"H	\$88,762
ROUND DESK	REC HAR 13212440	132"W X 124"D X 42"H	\$88,469
	REC HAR 15614640	156"W X 146"D X 42"H	\$101,901
	REC HAR 18016940	180"W X 169"D X 42"H	\$115,333

## STRATUS

**Style** West Coast Contemporary  
**Case** Laminate & Stainless with Vein Lines & Decorative Laminate Vertical Counter Supports  
**Counter** Laminate & PVC  
**Work-surface** Laminate & PVC  
**Structure** Fully Framed Core with removable interior panels for hidden wire management  
**Features** Full Tack-board with color coordinated fabric above work-surface

	MODEL #	DIMENSIONS	PRICE
DESK	REC STR 1327242	132"W X 72"D X 42"H	\$31,340
	REC STR 1568442	156"W X 84"D X 42"H	\$36,871
	REC STR 1809642	180"W X 96"D X 42"H	\$42,399
DESK WITH RETURN	REC STR 969642	96"W X 96"D X 42"H	\$29,314
	REC STR 1209642	120"W X 96"D X 42"H	\$33,182
	REC STR 1449642	144"W X 96"D X 42"H	\$36,871
DESK WITH ADA COUNTER	REC STR 1567642	156"W X 76"D X 42"H	\$35,642
	REC STR 1809042	180"W X 90"D X 42"H	\$41,477
	REC STR 20410042	204"W X 100"D X 42"H	\$46,701
ROUND DESK	REC STR 15614742	156"W X 147"D X 42"H	\$46,550
	REC STR 18016942	180"W X 169"D X 42"H	\$53,615
	REC STR 20419142	204"W X 191"D X 42"H	\$60,681

## CAMBRIDGE

**Style** Mid Century Modern  
**Case** Choice of Select Hardwood & Veneers, & Vein Line Accents  
**Counter** Choice of Select Hardwoods & Veneers  
**Work-surface** Choice of Select Hardwood Frame with Laminate Inset  
**Structure** Fully Framed Core with removable interior panels for hidden wire management  
**Features** Full Tack-board with color coordinated fabric above work-surface

	MODEL #	DIMENSIONS	PRICE
DESK	REC CAM 723542	72"W X 35"D X 42"H	\$31,596
	REC CAM 963542	96"W X 35"D X 42"H	\$34,680
	REC CAM 1203542	120"W X 35"D X 42"H	\$39,266
DESK WITH RETURN	REC CAM 968642	96"W X 86"D X 42"H	\$48,029
	REC CAM 1208642	120"W X 86"D X 42"H	\$52,615
DESK WITH RETURN BRIDGE AND CREDENZA	REC CAM 9611042	96"W X 110"D X 42"H	\$57,523
	REC CAM 12011042	120"W X 110"D X 42"H	\$62,111

# Reception

## COLECRAFT

### AMHERST

- Style** Classic Transitional
- Case** Choice of Select Hardwood & Veneers with Vein Line Accents
- Counter** Choice of Select Hardwoods & Veneers
- Work-surface** Choice of Select Hardwood Frame with Laminate Inset
- Structure** Fully Framed Core with removable interior panels for hidden wire management
- Features** Full Tack-board with color coordinated fabric above work-surface

	MODEL #	DIMENSIONS	PRICE
DESK	REC AMH 724042	72"W X 40"D X 42"H	\$31,755
	REC AMH 964242	96"W X 42"D X 42"H	\$36,595
	REC AMH 1204442	120"W X 44"D X 42"H	\$41,436
DESK WITH RETURN	REC AMH 969442	96"W X 94"D X 42"H	\$50,684
	REC AMH 1209642	120"W X 96"D X 42"H	\$55,524
DESK WITH RETURN BRIDGE AND CREDENZA	REC AMH 9611842	96"W X 118"D X 42"H	\$60,702
	REC AMH 12012042	120"W X 120"D X 42"H	\$65,542

# Reception

## COLECRAFT

### FRISCO

- Style** American Modern
- Case** Choice of Select Hardwood & Veneers, Stepped & Curved with Powdercoat Metal standoffs
- Counter** Choice of Select Hardwood Traditional Frame with Laminate Inset
- Work-surface** Choice of Select Hardwood Traditional Frame with Laminate Inset
- Structure** Fully Framed Core with removable interior panels for hidden wire management
- Features** Floating Transaction Counter

	MODEL #	DIMENSIONS	PRICE
DESK	REC FRC 1326842	132"W X 68"D X 42"H	\$56,264
	REC FRC 1568042	156"W X 80"D X 42"H	\$66,189
	REC FRC 1809242	180"W X 92"D X 42"H	\$76,117
DESK WITH RETURN	REC FRC 969642	96"W X 96"D X 42"H	\$52,625
	REC FRC 1209642	120"W X 96"D X 42"H	\$59,569
	REC FRC 1449642	144"W X 96"D X 42"H	\$66,190
DESK WITH ADA COUNTER	REC FRC 1567242	156"W X 72"D X 42"H	\$63,986
	REC FRC 1808442	180"W X 84"D X 42"H	\$74,464
	REC FRC 2049642	204"W X 96"D X 42"H	\$83,841
ROUND DESK	REC FRC 15614742	156"W X 147"D X 42"H	\$83,569
	REC FRC 18016942	180"W X 169"D X 42"H	\$96,252
	REC FRC 20419142	204"W X 191"D X 42"H	\$108,940

# Reception

## COLECRAFT

### WILLIAMSBURG

**Style** Modified Sheraton Traditional  
**Case** Choice of Select Hardwood & Veneers with Gently Curved Front, Appliqué Molding & Traditional Base  
**Counter** Choice of Select Hardwood & Veneers with Gently Curved Front and Appliqué Molding  
**Work-surface** Choice of Select Hardwood Traditional Frame with Laminate Inset  
**Structure** Fully Framed Core with removable interior panels for hidden wire management  
**Features** Full Tack-board with color coordinated fabric above work-surface

	MODEL #	DIMENSIONS	PRICE
DESK	REC WLL 724042	72"W X 40"D X 42"H	\$30,167
	REC WLL 964242	96"W X 42"D X 42"H	\$34,767
	REC WLL 1204442	120"W X 44"D X 42"H	\$39,363
DESK WITH RETURN	REC WLL 969442	96"W X 94"D X 42"H	\$48,150
	REC WLL 1209642	120"W X 96"D X 42"H	\$52,748
DESK WITH RETURN BRIDGE AND CREDENZA	REC WLL 9611842	96"W X 118"D X 42"H	\$57,667
	REC WLL 12012042	120"W X 120"D X 42"H	\$62,265

# Reception

## COLECRAFT

### JAMESTOWN I

**Style** Traditional 19th Century Artisan  
**Case** Choice of Select Hardwood & Veneers with Recessed Panels, Dentil Molding & Fluted Pilasters  
**Counter** Choice of Select Hardwood Traditional Frame with Laminate Inset  
**Work-surface** Choice of Select Hardwood Traditional Frame with Laminate Inset  
**Structure** Fully Framed Core with removable interior panels for hidden wire management  
**Features** Full Tack-board with color coordinated fabric above work-surface

	MODEL #	DIMENSIONS	PRICE
DESK	REC JM1 724542	72"W X 45"D X 42"H	\$27,145
	REC JM1 964542	96"W X 45"D X 42"H	\$36,193
	REC JM1 1204542	120"W X 45"D X 42"H	\$45,242
DESK WITH RETURN	REC JM1 969442	96"W X 94"D X 42"H	\$63,170
	REC JM1 1209442	120"W X 94"D X 42"H	\$78,962
DESK WITH RETURN BRIDGE AND CREDENZA	REC JM1 9611842	96"W X 118"D X 42"H	\$85,650
	REC JM1 12011842	120"W X 118"D X 42"H	\$107,062

**JAMESTOWN II**

**Style** Traditional 19th Century Artisan  
**Case** Choice of Select Hardwood & Veneers with Recessed Panels, Dentil Molding & Fluted Pilasters  
**Counter** Choice of Select Hardwood Traditional Frame with Laminate Inset  
**Work-surface** Choice of Select Hardwood Traditional Frame with Laminate Inset  
**Structure** Fully Framed Core with removable interior panels for hidden wire management  
**Features** Full Tack-board with color coordinated fabric above work-surface

	MODEL #	DIMENSIONS	PRICE
DESK	REC JM2 969642	96"W X 96"D X 42"H	\$58,263
	REC JM2 1209642	120"W X 96"D X 42"H	\$61,329
	REC JM2 1449642	144"W X 96"D X 42"H	\$64,557



DESK WITH RETURN	REC JM2 1688442	168"W X 84"D X 42"H	\$84,157
	REC JM2 1929642	192"W X 96"D X 42"H	\$88,586
	REC JM2 21612042	216"W X 120"D X 42"H	\$93,247



DESK WITH RETURN BRIDGE AND CREDENZA	REC JM2 16814442	168"W X 144"D X 42"H	\$129,471
	REC JM2 19215642	192"W X 156"D X 42"H	\$136,287
	REC JM2 21615642	216"W X 156"D X 42"H	\$143,457



**KENDALL LANE I**

**Style** American Traditional  
**Case** Choice of Select Hardwood & Veneers with Raised Panels, Traditional Trim & Base Molding  
**Counter** Choice of Solid Select Hardwoods & Veneers  
**Work-surface** Choice of Select Hardwoods & Veneers  
**Structure** Fully Framed Core with removable interior panels for hidden wire management  
**Features** Full Tack-board with color coordinated fabric above work-surface

	MODEL #	DIMENSIONS	PRICE
DESK	REC KL1 724142	72"W X 42"D X 42"H	\$28,502
	REC KL1 964241	96"W X 42"D X 42"H	\$38,003
	REC KL1 1204142	120"W X 41"D X 42"H	\$47,504



DESK WITH RETURN	REC KL1 969142	96"W X 91"D X 42"H	\$66,328
	REC KL1 1209142	120"W X 91"D X 42"H	\$82,910



DESK WITH RETURN BRIDGE AND CREDENZA	REC KL1 9611542	96"W X 115"D X 42"H	\$89,932
	REC KL1 12011542	120"W X 115"D X 42"H	\$112,415



# Reception

# COLECRAFT

## KENDALL LANE II

- Style** American Traditional
- Case** Choice of Select Hardwood & Veneers with Raised Panels, Traditional Trim & Base Molding
- Counter** Choice of Select Hardwoods & Veneers
- Work-surface** Choice of Select Hardwoods & Veneers
- Structure** Fully Framed Core with removable interior panels for hidden wire management
- Features** Full Tack-board with color coordinated fabric above work-surface

	MODEL #	DIMENSIONS	PRICE
DESK	REC KL2 969642	96"W X 96"D X 42"H	\$61,176
	REC KL2 1209642	120"W X 96"D X 42"H	\$64,395
	REC KL2 1449642	144"W X 96"D X 42"H	\$67,785
DESK WITH RETURN	REC KL2 1688442	168"W X 84"D X 42"H	\$88,365
	REC KL2 1929642	192"W X 96"D X 42"H	\$93,016
	REC KL2 21612042	216"W X 120"D X 42"H	\$97,910
DESK WITH RETURN BRIDGE AND CREDENZA	REC KL2 16814442	168"W X 144"D X 42"H	\$135,944
	REC KL2 19215642	192"W X 215"D X 42"H	\$143,101
	REC KL2 21615642	216"W X 156"D X 42"H	\$150,630

# Reception Filing and Storage

# COLECRAFT

	MODEL #	DIMENSIONS	MELAMINE (ML)	LAMINATE (LM)	WOOD (WD)
BOX BOX FILE	WCNF BBF_151927	15"W X 19"D X 27 3/4"H	\$2,373	\$2,755	\$3,444
	WCNF BBF_152427	15"W X 24"D X 27 3/4"H	\$2,530	\$2,901	\$3,625
	WCNF BBF_181927	18"W X 19"D X 27 3/4"H	\$2,485	\$2,875	\$3,594
	WCNF BBF_182427	18"W X 24"D X 27 3/4"H	\$2,617	\$3,027	\$3,783
MOBILE BOX BOX FILE	WCNF MPED_151927	15"W X 19"D X 27 3/4"H	\$2,428	\$2,809	\$3,511
	WCNF MPED_152427	15"W X 24"D X 27 3/4"H	\$2,556	\$2,957	\$3,698
	WCNF MPED_181927	18"W X 19"D X 27 3/4"H	\$2,534	\$2,932	\$3,664
	WCNF MPED_182427	18"W X 24"D X 27 3/4"H	\$2,667	\$3,086	\$3,858
FILE FILE	WCNF FF_151927	15"W X 19"D X 27 3/4"H	\$2,373	\$2,755	\$3,444
	WCNF FF_152427	15"W X 24"D X 27 3/4"H	\$2,530	\$2,901	\$3,625
	WCNF FF_181927	18"W X 19"D X 27 3/4"H	\$2,485	\$2,875	\$3,594
	WCNF FF_182427	18"W X 24"D X 27 3/4"H	\$2,617	\$3,027	\$3,783
BOX BOX BOX BOX	WCNF BBBB_151927	15"W X 19"D X 27 3/4"H	\$2,792	\$3,230	\$3,940
	WCNF BBBB_152427	15"W X 24"D X 27 3/4"H	\$2,976	\$3,443	\$4,199
	WCNF BBBB_181927	18"W X 19"D X 27 3/4"H	\$2,932	\$3,392	\$4,137
	WCNF BBBB_182427	18"W X 24"D X 27 3/4"H	\$3,125	\$3,615	\$4,409
LATERAL FILE	WCNF LAT_301927	30"W X 19"D X 27 3/4"H	\$2,840	\$3,285	\$4,106
	WCNF LAT_302427	30"W X 24"D X 27 3/4"H	\$2,989	\$3,458	\$4,323
	WCNF LAT_361927	36"W X 19"D X 27 3/4"H	\$3,198	\$3,699	\$4,626
	WCNF LAT_362427	36"W X 24"D X 27 3/4"H	\$3,366	\$3,894	\$4,867
HINGED DOOR	WCNF SHD_152427	15"W X 19"D X 27 3/4"H	\$2,154	\$2,491	\$3,115
	WCNF SHD_151927	15"W X 24"D X 27 3/4"H	\$2,220	\$2,568	\$3,211
	WCNF SHD_182427	18"W X 19"D X 27 3/4"H	\$2,247	\$2,600	\$3,250
	WCNF SHD_181927	18"W X 24"D X 27 3/4"H	\$2,317	\$2,680	\$3,351
	WCNF DHD_301927	30"W X 19"D X 27 3/4"H	\$2,502	\$2,895	\$3,620
	WCNF DHD_302427	30"W X 24"D X 27 3/4"H	\$2,634	\$3,047	\$3,808
	WCNF DHD_361927	36"W X 19"D X 27 3/4"H	\$2,946	\$3,408	\$4,259
	WCNF DHD_362427	36"W X 24"D X 27 3/4"H	\$3,099	\$3,585	\$4,482



**COLECRAFT**

**Colecraft Commercial Furnishings**

1021 Allen Street - Jamestown, NY 14701

Phone: (844)-500-9356 • (716) 488-2810

[www.colecraftcf.com](http://www.colecraftcf.com)

Fax: (716) 488-2824



# CONFERENCE

& TRAINING TABLES



## SPECIFICATION GUIDE

REV 010326

**COLECRAFT**  
The Art of Detail™

NOTE: Due to the recent unanticipated cost increase of raw materials please call to confirm list pricing before you quote your clients



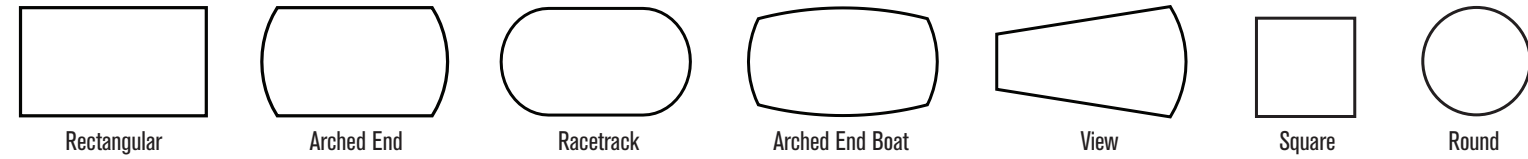
# Tables Seating Capacity

**COLECRAFT**

Top Size	Rectangular	Arched End	Racetrack	Arched End Boat	View	Square	Round
20x36	1						
20x48	2						
20x60	2						
20x72	2						
20x84	3						
20x96	3						
24x36	1						
24x48	2						
24x60	2						
24x72	2						
24x84	3						
24x96	3						
24x120	4						
30x30						4	3
30x48	4						
30x60	6						
30x72	6						
30x84	8						
30x96	8						
30x120	10						
36x36						4	4
36x48	4						
36x60	6						
36x72	6		6				
36x84	8		8				
36x96	8		8				
36x120	10		10				
42x42						4	4
42x60	6						
42x72	6		6				
42x84	8		8				
42x96	8		8				
42x120	10		10				
42x144	12		12				
48x48						4	5
48x60	6						
48x72	6						
48x84	8		8	8			
48x96	8	8	8	8			
48x120	10	10	10	10			
48x144	12	12	12	12			
48x168	12	12	12	12			
48x192	14	14	14	14			
48x216	16	16	16	16			
48x240	18	18	18	18			
48x288	22	22	22	22			
54x54							5
60x60							6
60x96	10	10	10	10	7		
60x120	12	12	12	12	9		
60x144	14	14	14	14	11		
60x168	16	16	16	16	11		
60x192	20	20	20	20	13		
60x216	20	20	20	20	15		
60x240	20	20	20	20	17		
60x288	20	20	20	20	19		
72x72							7
84x84							8
96x96							9

# Conference Table Style Overview

**COLECRAFT**



**36" width**

Lengths 72"-120"

Diameters 30"- 96"

**42" width**

Lengths 72"-144"

Lengths 96"-288"

Lengths 60"-144"

Squares 30"- 48"

**48" width**

Lengths 84"-288"

Lengths 60"-288"

Lengths 84"-288"

Lengths 60"-288"

**60" width**

Lengths 96"-288"

Lengths 96"-288"

Lengths 96"-288"

Lengths 96"-288"

Lengths 96"-288"


# Conference Table Base Center Line Locations

## Grain Direction


**Veneer Tops** - We run our Veneer Parallel to the length of the table on 1 piece tops (120" and under). Veneer is laid parallel with the width (cross grain) of the table on 2 and 3 piece tops.

**Laminate Tops** - Laminates with patterns or simulated wood grain will run parallel to the length of the table and pattern. NOTE - The grain will not match at table seams. If matching grain at seams is required please contact Colecraft customer service for a quote.

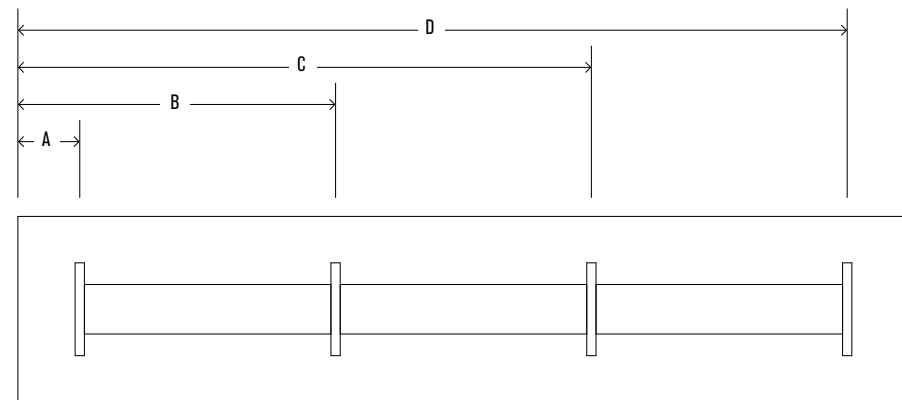

Veneer - 1 piece top



Veneer - 2 & 3 piece top



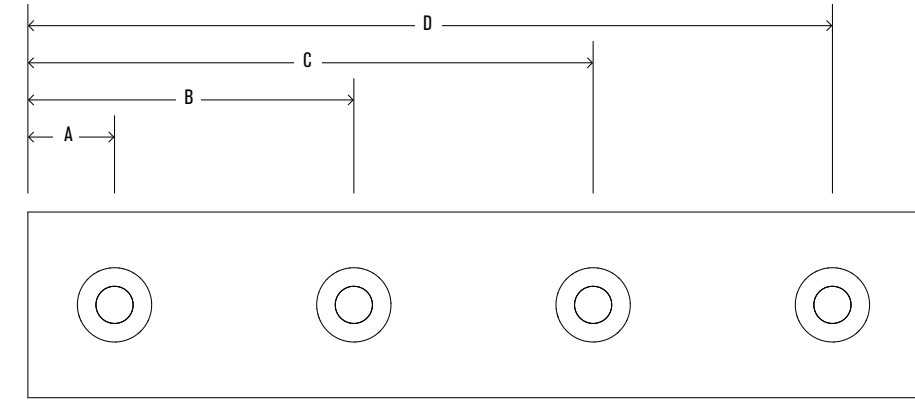
Laminate - 1, 2 & 3 piece top



PANEL, RECTANGULAR AND BOAT BASES

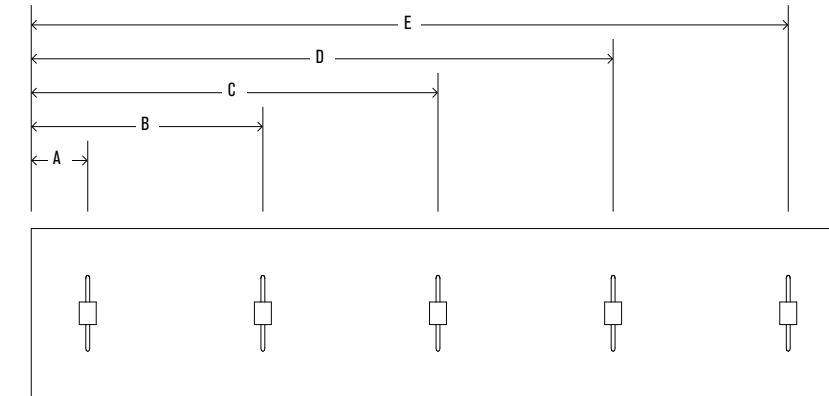
TOP	# OF BASES	A	B	C	D
96"	2	20"	76"		
120"	2	20"	100"		
144"	3	20"	72"	124"	
168"	3	20"	84"	148"	
192"	3	20"	96"	172"	
216"	3	20"	108"	196"	
240"	3	20"	120"	220"	
288"	4	20"	102.3/4"	185.1/2"	268"

# Conference Table Base Center Line Locations



DRUM BASE

TOP	# OF BASES	A	B	C	D
96"	2	28"	68"		
120"	2	28"	92"		
144"	3	28"	72"	116"	
168"	3	28"	84"	140"	
192"	3	28"	96"	164"	
216"	3	28"	108"	188"	
240"	3	28"	120"	212"	
288"	4	28"	105.3/8"	182.5/8"	260"



METAL BASES

TOP	# OF BASES	A	B	C	D	E
96"	2	20"	76"			
120"	3	20"	60"	100"		
144"	3	20"	72"	124"		
168"	3	20"	84"	148"		
192"	4	20"	70.5/8"	121.3/8"	172"	
216"	4	20"	78.3/4"	137.1/2"	196"	
240"	5	20"	70"	120"	170"	220"
288"	5	20"	82"	144"	206"	268"

# Wood Conference Table Bases For Tables 29" H

**COLECRAFT**

## Standard bases



**QUEEN ANNE**  
 SIZES: 31" BASE SPREAD  
 33" BASE SPREAD  
 35" BASE SPREAD



**DUNCAN PHYFE**  
 SIZES: 37" BASE SPREAD  
 39" BASE SPREAD  
 41" BASE SPREAD



**TRADITIONAL PANEL BASE**  
 SIZES: 3.25" W X 24" L  
 3.25" W X 30" L



**PANEL BASE**  
 SIZES: 3.25" W X 24" L  
 3.25" W X 30" L



**BOAT BASE**  
 SIZES: 8.5" W X 24" L  
 8.5" W X 30" H



**RECTANGULAR BASE**  
 SIZES: 8.5" W X 24" L  
 8.5" W X 30" H



**DRUM BASE**  
 SIZES: 18" DIAMETER  
 24" DIAMETER  
 31" DIAMETER



**HEIGHT ADJUSTABLE BASE**  
 SIZES: 7.625" W X 24" L X 29" - 42" H  
 7.625" W X 30" L X 29" - 42" H

## Premium Base Options


### STAINLESS STEEL PLINTH • add \$400



### STAINLESS STEEL VEIN LINE • add \$200




### ADJUSTABLE HEIGHT STAINLESS STEEL INNER BASE add \$600

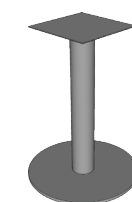


# Metal Conference Table Bases For Tables 29" H


**COLECRAFT**



**COLUMN LEG**  
 AVAILABLE OPTIONS: CASTERS + \$45 PER BASE  
 COUNTER OR BAR HEIGHT + \$71 PER BASE




**DISC BASE**  
 SIZES OF SPREAD: 18", 26", 32"  
 AVAILABLE OPTIONS: TILT + \$190 PER BASE  
 COUNTER OR BAR HEIGHT + \$112 PER BASE



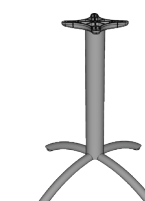
**TUBULAR T BASE**  
 SIZES OF SPREAD: 16", 18", 22", 26", 32"  
 AVAILABLE OPTIONS: TILT + \$190 PER BASE  
 FOLD + \$190 PER BASE  
 CASTERS + \$55 PER BASE  
 COUNTER OR BAR HEIGHT + \$71 PER BASE



**TUBULAR X BASE**  
 SIZES OF SPREAD: 22", 26", 32", 38"  
 AVAILABLE OPTIONS: TILT + \$190 PER BASE  
 CASTERS + \$80 PER BASE  
 COUNTER OR BAR HEIGHT + \$112 PER BASE




**DURACAST T BASE**  
 SIZES OF SPREAD: 15.25", 20", 26", 33.25", 38.25"  
 AVAILABLE OPTIONS: TILT + \$190 PER BASE  
 FOLD + \$190 PER BASE  
 CASTERS + \$55 PER BASE  
 COUNTER OR BAR HEIGHT + \$93 PER BASE



**ARCHED X BASE**  
 SIZES OF SPREAD: 26", 32", 38"  
 AVAILABLE OPTIONS: TILT + \$190 PER BASE  
 CASTERS + \$80 PER BASE  
 COUNTER OR BAR HEIGHT + \$112 PER BASE



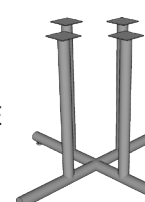
**ARCHED T BASE**  
 SIZES OF SPREAD: 16", 22", 26"  
 AVAILABLE OPTIONS: TILT + \$190 PER BASE  
 FOLD + \$190 PER BASE  
 CASTERS + \$55 PER BASE  
 COUNTER OR BAR HEIGHT + \$783 PER BASE



**DURACAST X BASE**  
 SIZES OF SPREAD: 20", 26", 33", 38"  
 AVAILABLE OPTIONS: TILT + \$190 PER BASE  
 CASTERS + \$80 PER BASE  
 COUNTER OR BAR HEIGHT + \$112 PER BASE



**ARCHED DOUBLE COLUMN**  
 SIZES OF SPREAD: 36"  
 AVAILABLE OPTIONS: CASTERS + \$65 PER BASE  
 COUNTER OR BAR HEIGHT + \$175 PER BASE



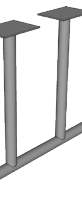
**TUBULAR 4 COLUMN X BASE**  
 SIZES OF SPREAD: 32"  
 AVAILABLE OPTIONS: CASTERS + \$139 PER BASE  
 COUNTER OR BAR HEIGHT + \$258 PER BASE



**DURACAST DOUBLE COLUMN BASE**  
 SIZES OF SPREAD: 34", 40"  
 AVAILABLE OPTIONS: FOLD + \$380 PER BASE  
 CASTERS + \$65 PER BASE  
 COUNTER OR BAR HEIGHT + \$175 PER BASE



**DURACAST 4 COLUMN X BASE**  
 SIZES OF SPREAD: 38", 46", 58"  
 AVAILABLE OPTIONS: CASTERS + \$139 PER BASE  
 COUNTER OR BAR HEIGHT + \$258 PER BASE



**TUBULAR DOUBLE COLUMN BASE**  
 SIZES OF SPREAD: 36",  
 AVAILABLE OPTIONS: FOLD + \$380 PER BASE  
 CASTERS + \$65 PER BASE  
 COUNTER OR BAR HEIGHT + \$175 PER BASE



**H FRAME BASE**  
 SIZES OF SPREAD: 18.5", 22.5", 28.5", 34.5", 39.5"  
 AVAILABLE OPTIONS: CASTERS + \$158 PER BASE



TAPERED DISC BASE  
SIZES OF SPREAD: 18", 26", 32"  
AVAILABLE OPTIONS: TILT + \$190 PER BASE  
COUNTER OR BAR HEIGHT + \$100 PER BASE



V-BASE  
SIZES OF SPREAD: 36", 42", 48", 60"  
CALL FOR PRICING AND FINISH OPTIONS



A-BASE  
SIZES OF SPREAD: 36", 42", 48", 60"  
CALL FOR PRICING AND FINISH OPTIONS



U-BASE  
SIZES OF SPREAD: 36", 42", 48", 60"  
CALL FOR PRICING AND FINISH OPTIONS



O-BASE  
SIZES OF SPREAD: 36", 42", 48", 60"  
CALL FOR PRICING AND FINISH OPTIONS

# Conference Table Tops

36" W  
72" - 120" L

1 PIECE TOP

	WOOD EDGE			LAMINATE/PVC EDGE			
	WKNF1 WBNS1 WDRD1 WRBV1 WBEV1 WTRD1	WBNS WDRD WRBV WBEV WTRD	WXWE* WXCR WXBV WXBD WXRD WXFL WXBVL*	SE* PVC  LBVL*	DELUXE	PREMIUM	STANDARD
VENEER	LENGTH	MODEL #	SEATS	DELUXE	PREMIUM	STANDARD	
RE	72"	TP RE VN 3672	6	\$3,946	\$3,670	\$3,118	
	84"	TP RE VN 3684	8	\$4,265	\$3,967	\$3,370	
	96"	TP RE VN 3696	8	\$5,418	\$5,039	\$4,280	
	120"	TP RE VN 36120	10	\$6,569	\$6,109	\$5,189	
RX	72"	TP RX VN 3672	6	\$4,850	\$4,765	\$3,764	
	84"	TP RX VN 3684	8	\$5,659	\$5,560	\$4,391	
	96"	TP RX VN 3696	8	\$6,467	\$6,353	\$5,020	
	120"	TP RX VN 36120	10	\$8,084	\$7,942	\$6,274	
LAMINATE	LENGTH	MODEL #	SEATS	DELUXE	PREMIUM	STANDARD	BASIC
RE	72"	TP RE LM 3672	6	\$3,325	\$3,039	\$2,525	\$1,865
	84"	TP RE LM 3684	8	\$3,594	\$3,285	\$2,729	\$2,284
	96"	TP RE LM 3696	8	\$4,566	\$4,173	\$3,467	\$2,461
	120"	TP RE LM 36120	10	\$5,535	\$5,059	\$4,203	\$3,054
RX	72"	TP RX LM 3672	6	\$4,087	\$3,946	\$3,049	\$2,169
	84"	TP RX LM 3684	8	\$4,769	\$4,604	\$3,556	\$2,655
	96"	TP RX LM 3696	8	\$5,450	\$5,261	\$4,066	\$2,862
	120"	TP RX LM 36120	10	\$6,813	\$6,578	\$5,081	\$3,555

# Metal Bases

AVAILABLE WITH \*T (TILT), \*F (FOLD), \*C (CASTERS). SEE PAGE 9 FOR DETAILS AND PRICING.

TUBULAR T BASE		ARCHED T BASE		DURACAST T BASE		A BASE		O BASE		U BASE	
*T *F *C		*T *F *C		*T *F *C							
MODEL #		MODEL #		MODEL #		MODEL #		MODEL #		MODEL #	
B2 T96 P1C26	\$864	B2 TAR P1C26	\$913	B2 TDC P1C26	\$950	B2 ABS P2C36	\$2,183	B2 OBS P2C36	\$2,183	B2 UBS P2C36	\$2,183
B2 T96 P1C26	\$864	B2 TAR P1C26	\$913	B2 TDC P1C26	\$950	B2 ABS P2C36	\$2,183	B2 OBS P2C36	\$2,183	B2 UBS P2C36	\$2,183
B2 T96 P1C26	\$864	B2 TAR P1C26	\$913	B2 TDC P1C26	\$950	B2 ABS P2C36	\$2,183	B2 OBS P2C36	\$2,183	B2 UBS P2C36	\$2,183
B3 T96 P1C26	\$1,200	B3 TAR P1C26	\$1,279	B3 TDC P1C26	\$1,279	B3 ABS P2C36	\$3,249	B3 OBS P2C36	\$3,249	B3 UBS P2C36	\$3,249
B2 T96 P1C26	\$913	B2 TAR P1C26	\$913	B2 TDC P1C26	\$950	B2 ABS P2C36	\$2,183	B2 OBS P2C36	\$2,183	B2 UBS P2C36	\$2,183
B2 T96 P1C26	\$913	B2 TAR P1C26	\$913	B2 TDC P1C26	\$950	B2 ABS P2C36	\$2,183	B2 OBS P2C36	\$2,183	B2 UBS P2C36	\$2,183
B2 T96 P1C26	\$913	B2 TAR P1C26	\$913	B2 TDC P1C26	\$950	B2 ABS P2C36	\$2,183	B2 OBS P2C36	\$2,183	B2 UBS P2C36	\$2,183
B3 T96 P1C26	\$1,200	B3 TAR P1C26	\$1,279	B3 TDC P1C26	\$1,279	B3 ABS P2C36	\$3,249	B3 OBS P2C36	\$3,249	B3 UBS P2C36	\$3,249
MODEL #		MODEL #		MODEL #		MODEL #		MODEL #		MODEL #	
B2 T96 P1C26	\$913	B2 TAR P1C26	\$913	B2 TDC P1C26	\$950	B2 ABS P2C36	\$2,183	B2 OBS P2C36	\$2,183	B2 UBS P2C36	\$2,183
B2 T96 P1C26	\$913	B2 TAR P1C26	\$913	B2 TDC P1C26	\$950	B2 ABS P2C36	\$2,183	B2 OBS P2C36	\$2,183	B2 UBS P2C36	\$2,183
B2 T96 P1C26	\$913	B2 TAR P1C26	\$913	B2 TDC P1C26	\$950	B2 ABS P2C36	\$2,183	B2 OBS P2C36	\$2,183	B2 UBS P2C36	\$2,183
B3 T96 P1C26	\$1,279	B3 TAR P1C26	\$1,279	B3 TDC P1C26	\$1,279	B3 ABS P2C36	\$3,249	B3 OBS P2C36	\$3,249	B3 UBS P2C36	\$3,249
B2 T96 P1C26	\$913	B2 TAR P1C26	\$913	B2 TDC P1C26	\$950	B2 ABS P2C36	\$2,183	B2 OBS P2C36	\$2,183	B2 UBS P2C36	\$2,183
B2 T96 P1C26	\$913	B2 TAR P1C26	\$913	B2 TDC P1C26	\$950	B2 ABS P2C36	\$2,183	B2 OBS P2C36	\$2,183	B2 UBS P2C36	\$2,183
B2 T96 P1C26	\$913	B2 TAR P1C26	\$913	B2 TDC P1C26	\$950	B2 ABS P2C36	\$2,183	B2 OBS P2C36	\$2,183	B2 UBS P2C36	\$2,183
B3 T96 P1C26	\$1,279	B3 TAR P1C26	\$1,279	B3 TDC P1C26	\$1,218	B3 ABS P2C36	\$3,249	B3 OBS P2C36	\$3,249	B3 UBS P2C36	\$3,249

Notes : Laminate or Paint can be substituted for veneer on work surfaces at no extra charge •  
 Our Deluxe and Standard edges are available 1-3/4" thickness • add 10 % to cost of table top  
 \*Consult Your Colecraft Representative regarding Price Reduction For Wood Tape  
 \*Edges WXBVL, LBVL, SE • add 10 % to cost of table top  
 \*Edges WXWE • Subtract 10 % to cost of table top

# Conference Table Tops

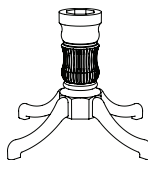
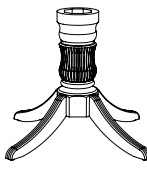


42" W  
84" - 120" L

1 PIECE TOP

	WOOD EDGE			LAMINATE/PVC EDGE			
	WKNF1 WBNS1 WDRD1 WRBV1 WBEV1 WTRD1	WBNS WDRD WRBV WBEV WTRD	WXWE* WXCR WXBV WXBD WXRD WXFL WXBVL*	SE* PVC LBVL*			
1 PIECE TOP	LENGTH	MODEL #	SEATS	DELUXE	PREMIUM	STANDARD	
<b>VENEER</b>							
RE	84"	TP RE VN 4284	8	\$5,149	\$4,634	\$4,068	
	96"	TP RE VN 4296	8	\$5,884	\$5,296	\$4,649	
	120"	TP RE VN 42120	10	\$7,355	\$6,620	\$5,811	
RX	84"	TP RX VN 4284	8	\$6,288	\$6,177	\$4,880	
	96"	TP RX VN 4296	8	\$7,186	\$7,059	\$5,577	
	120"	TP RX VN 42120	10	\$8,982	\$8,824	\$6,971	
<b>LAMINATE</b>	LENGTH	MODEL #	SEATS	DELUXE	PREMIUM	STANDARD	BASIC
RE	84"	TP RE LM 4284	8	\$4,339	\$3,838	\$3,295	\$2,335
	96"	TP RE LM 4296	8	\$4,959	\$4,386	\$3,765	\$2,523
	120"	TP RE LM 42120	10	\$6,198	\$5,482	\$4,707	\$3,089
RX	84"	TP RX LM 4284	8	\$5,298	\$5,115	\$3,952	\$2,711
	96"	TP RX LM 4296	8	\$6,055	\$5,846	\$4,517	\$2,929
	120"	TP RX LM 42120	10	\$7,569	\$7,308	\$5,646	\$3,825

Notes : Laminate or Paint can be substituted for veneer on work surfaces at no extra charge •  
Our Deluxe and Standard edges are available 1-3/4" thickness • add 10 % to cost of table top  
\*Consult Your Colecraft Representative regarding Price Reduction For Wood Tape  
\*Edges WXBVL, LBVL, SE • add 10 % to cost of table top  
\*Edges WXWE • Subtract 10 % to cost of table top

# Wood Bases

WOOD BASES				WOOD, PAINTED OR LAMINATE* BASES Removable wire management access panel: add \$300 per base	
QUEEN ANNE	DUNCAN PHYFE	TRADITIONAL PANEL BASE	PANEL BASE		
					
MODEL #	MODEL #	MODEL #	MODEL #		
NOT AVAILABLE	NOT AVAILABLE	B2 TPN VN 24	\$5,176	B2 PAN VN 24	\$4,706
B2 QANN WD 35	\$5,058	B2 PHYF WD 39	\$4,939	B2 PAN VN 24	\$4,706
B2 QANN WD 35	\$5,058	B2 PHYF WD 39	\$4,939	B2 PAN VN 24	\$4,706
NOT AVAILABLE	NOT AVAILABLE	B2 TPN VN 24	\$5,176	B2 PAN VN 24	\$4,706
B2 QANN WD 35	\$5,058	B2 QANN WD 35	\$4,939	B2 PAN VN 24	\$4,706
B2 QANN WD 35	\$5,058	B2 QANN WD 35	\$4,939	B2 PAN VN 24	\$4,706
MODEL #	MODEL #	MODEL #	MODEL #		
NOT AVAILABLE	NOT AVAILABLE	B2 TPN VN 24	\$5,176	B2 PAN LM 24	\$3,765
B2 QANN WD 35	\$5,058	B2 PHYF WD 39	\$4,939	B2 PAN LM 24	\$3,765
B2 QANN WD 35	\$5,058	B2 PHYF WD 39	\$4,939	B2 PAN LM 24	\$3,765
AVAILABLE IN WOOD ONLY		AVAILABLE IN VENEER ONLY			
NOT AVAILABLE	NOT AVAILABLE	B2 TPN VN 24	\$5,176	B2 PAN LM 24	\$3,765
B2 QANN WD 35	\$5,058	B2 QANN WD 35	\$4,939	B2 PAN LM 24	\$3,765
B2 QANN WD 35	\$5,058	B2 QANN WD 35	\$4,939	B2 PAN LM 24	\$3,765
AVAILABLE IN WOOD ONLY		AVAILABLE IN VENEER ONLY			

# Conference Table Tops

42" W  
60" - 120" L

1 PIECE TOP

	WOOD EDGE						LAMINATE/PVC EDGE
	WKNF1 WBNS1 WDRD1 WRBV1 WBEV1 WTRD1	WBNS WDRD WRBV WBEV WTRD	WXWE* WXCR WXBV WXBD WXRD WXFL WXBVL*	SE* PVC LBVL*	DELUXE	PREMIUM	STANDARD
VENEER	LENGTH	MODEL #	SEATS	DELUXE	PREMIUM	STANDARD	
RE	60"	TP RE VN 4260	6	\$3,678	\$3,310	\$2,905	
	72"	TP RE VN 4272	6	\$4,413	\$3,972	\$3,486	
	84"	TP RE VN 4284	8	\$5,149	\$4,634	\$4,068	
	96"	TP RE VN 4296	8	\$5,884	\$5,296	\$4,649	
	120"	TP RE VN 42120	10	\$7,355	\$6,620	\$5,811	
RX	72"	TP RX VN 4272	6	\$5,659	\$5,559	\$4,392	
	84"	TP RX VN 4284	8	\$6,288	\$6,177	\$4,880	
	96"	TP RX VN 4296	8	\$7,186	\$7,059	\$5,577	
	120"	TP RX VN 42120	10	\$8,982	\$8,824	\$6,971	
	LAMINATE	LENGTH	MODEL #	SEATS	DELUXE	PREMIUM	STANDARD
RE	60"	TP RE LM 4260	6	\$3,099	\$2,741	\$2,353	\$1,613
	72"	TP RE LM 4272	6	\$3,719	\$3,289	\$2,824	\$1,914
	84"	TP RE LM 4284	8	\$4,339	\$3,838	\$3,295	\$2,335
	96"	TP RE LM 4296	8	\$4,959	\$4,386	\$3,765	\$2,523
	120"	TP RE LM 42120	10	\$6,198	\$5,482	\$4,707	\$3,089
RX	72"	TP RX LM 4272	6	\$4,769	\$4,604	\$3,557	\$2,224
	84"	TP RX LM 4284	8	\$5,298	\$5,115	\$3,952	\$2,711
	96"	TP RX LM 4296	8	\$6,055	\$5,846	\$4,517	\$2,929
	120"	TP RX LM 42120	10	\$7,569	\$7,308	\$5,646	\$3,825

Notes : Laminate or Paint can be substituted for veneer on work surfaces at no extra charge •  
Our Deluxe and Standard edges are available 1-3/4" thickness • add 10 % to cost of table top  
\*Consult Your Colecraft Representative regarding Price Reduction For Wood Tape  
\*Edges WXBVL, LBVL, SE • add 10 % to cost of table top  
\*Edges WXWE • Subtract 10 % to cost of table top

# Metal Bases

AVAILABLE WITH \*T (TILT), \*F (FOLD), \*C (CASTERS). SEE PAGE 9 FOR DETAILS AND PRICING.

COLUMN BASE *C	TUBULAR T BASE *T *F *C	ARCHED DOUBLE COLUMN BASE *C	DURACAST T BASE *T *F *C	
MODEL #	MODEL #	MODEL #	MODEL #	MODEL #
B4 820 P \$800	B2 T96 P1C32 \$992	B2 TAR P2C36 \$1,542	B2 TDC P1C33 \$1,055	
B4 820 P VB \$1,144	B2 T96 P1C32 \$992	B2 TAR P2C36 \$1,542	B2 TDC P1C33 \$1,055	
B4 820 P VB \$1,144	B2 T96 P1C32 \$992	B2 TAR P2C36 \$1,542	B2 TDC P1C33 \$1,055	
B4 820 P VB \$1,144	B2 T96 P1C32 \$992	B2 TAR P2C36 \$1,542	B2 TDC P1C33 \$1,055	
B6 820 P \$1,107	B3 T96 P1C32 \$1,393	B3 TAR P2C36 \$2,220	B3 TDC P1C33 \$1,490	
NOT AVAILABLE	B2 T96 P1C32 \$992	B2 TAR P2C36 \$1,542	B2 TDC P1C33 \$1,055	
NOT AVAILABLE	B2 T96 P1C32 \$992	B2 TAR P2C36 \$1,542	B2 TDC P1C33 \$1,055	
NOT AVAILABLE	B2 T96 P1C32 \$992	B2 TAR P2C36 \$1,542	B2 TDC P1C33 \$1,055	
NOT AVAILABLE	B3 T96 P1C32 \$1,393	B3 TAR P2C36 \$2,220	B3 TDC P1C33 \$1,490	
MODEL #	MODEL #	MODEL #	MODEL #	MODEL #
B4 820 P \$800	B2 T96 P1C32 \$992	B2 TAR P2C36 \$1,542	B2 TDC P1C33 \$1,055	
B4 820 P VB \$1,144	B2 T96 P1C32 \$992	B2 TAR P2C36 \$1,542	B2 TDC P1C33 \$1,055	
B4 820 P VB \$1,144	B2 T96 P1C32 \$992	B2 TAR P2C36 \$1,542	B2 TDC P1C33 \$1,055	
B4 820 P VB \$1,144	B2 T96 P1C32 \$992	B2 TAR P2C36 \$1,542	B2 TDC P1C33 \$1,055	
B6 820 P \$1,107	B3 T96 P1C32 \$1,393	B3 TAR P2C36 \$2,220	B3 TDC P1C33 \$1,490	
NOT AVAILABLE	B2 T96 P1C32 \$992	B2 TAR P2C36 \$1,542	B2 TDC P1C33 \$1,055	
NOT AVAILABLE	B2 T96 P1C32 \$992	B2 TAR P2C36 \$1,542	B2 TDC P1C33 \$1,055	
NOT AVAILABLE	B2 T96 P1C32 \$992	B2 TAR P2C36 \$1,542	B2 TDC P1C33 \$1,055	
NOT AVAILABLE	B3 T96 P1C32 \$1,393	B3 TAR P2C36 \$2,220	B3 TDC P1C33 \$1,490	

# Conference Table Tops

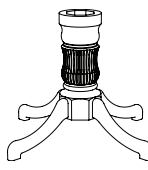
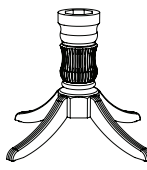


42" W  
144" L

2 PIECE TOP

	WOOD EDGE						LAMINATE/PVC EDGE													
	WKNF1	WBNS1	WDRD1	WRBV1	WBEV1	WTRD1	WBNS	WDRD	WRBV	WBEV	WTRD	WXWE*	WXCR	WXBV	WXBD	WXRD	WXFL	WXBVL*	SE*	PVC
2 PIECE TOP	LENGTH	MODEL #	SEATS	DELUXE	PREMIUM	STANDARD														
RE	144"	TP RE VN 42144	12	\$9,917	\$8,925	\$7,834														
RX	144"	TP RX VN 42144	12	\$13,263	\$13,029	\$10,293														
LAMINATE	LENGTH	MODEL #	SEATS	DELUXE	PREMIUM	STANDARD	BASIC													
RE	144"	TP RE LM 42144	12	\$8,357	\$7,391	\$6,345	\$3,870													
RX	144"	TP RX LM 42144	12	\$11,177	\$10,790	\$8,337	\$5,574													

# Wood Bases

WOOD, PAINTED OR LAMINATE\* BASES  
Removable wire management access panel: add \$300 per base

QUEEN ANNE		DUNCAN PHYFE		TRADITIONAL PANEL BASE		PANEL BASE	
							
MODEL #	MODEL #	MODEL #	MODEL #	MODEL #	MODEL #	MODEL #	MODEL #
B3 QANN WD 35	\$7,587	B3 PHYF WD 39	\$7,408	B3 TPN VN 24	\$8,154	B3 PAN VN 24	\$7,163
B3 QANN WD 35	\$7,587	B3 PHYF WD 39	\$7,408	B3 TPN VN 24	\$8,154	B3 PAN VN 24	\$7,163
MODEL #	MODEL #	MODEL #	MODEL #	MODEL #	MODEL #	MODEL #	MODEL #
B3 QANN WD 35	\$7,587	B3 PHYF WD 39	\$7,408	B3 TPN VN 24	\$8,154	B3 PAN LM 24	\$5,930
AVAILABLE IN WOOD ONLY		AVAILABLE IN WOOD ONLY		AVAILABLE IN VENEER ONLY			
B3 QANN WD 35	\$7,587	B3 PHYF WD 39	\$7,408	B3 TPN VN 24	\$8,154	B3 PAN LM 24	\$5,930
AVAILABLE IN WOOD ONLY		AVAILABLE IN WOOD ONLY		AVAILABLE IN VENEER ONLY			

Notes :  
Laminate or Paint can be substituted for veneer on work surfaces at no extra charge •  
Our Deluxe and Standard edges are available 1-3/4" thickness • add 10 % to cost of table top  
\*Consult Your Colecraft Representative regarding Price Reduction For Wood Tape  
\*Edges WXBVL, LBVL, SE • add 10 % to cost of table top  
\*Edges WXWE • Subtract 10 % to cost of table top

# Conference Table Tops

42" W  
144" L

## WOOD EDGE

- |       |      |        |
|-------|------|--------|
| WKNF1 | WBNS | WXWE*  |
| WBNS1 | WDRD | WXCR   |
| WDRD1 | WRBV | WXBV   |
| WRBV1 | WBEV | WXBD   |
| WBEV1 | WTRD | WXRD   |
| WTRD1 |      | WXFL   |
|       |      | WXBVL* |

## LAMINATE/PVC EDGE


- |                              |
|------------------------------|
| <input type="checkbox"/> SE* |
| <input type="checkbox"/> PVC |
| LBVL*                        |

2 PIECE TOP

2 PIECE TOP	LENGTH	MODEL #	SEATS	DELUXE	PREMIUM	STANDARD	
<b>VENEER</b>							
RE	144"	TP RE VN 42144	12	\$9,917	\$8,925	\$7,833	
RX	144"	TP RX VN 42144	12	\$13,263	\$13,029	\$10,293	
<b>LAMINATE</b>							
	LENGTH	MODEL #	SEATS	DELUXE	PREMIUM	STANDARD	BASIC
RE	144"	TP RE LM 42144	12	\$8,357	\$7,391	\$6,345	\$3,870
RX	144"	TP RX LM 42144	12	\$11,177	\$10,790	\$8,337	\$5,574

# Metal Bases

AVAILABLE WITH \*T (TILT), \*F (FOLD), \*C (CASTERS). SEE PAGE 9 FOR DETAILS AND PRICING.



MODEL #	MODEL #	MODEL #	MODEL #	MODEL #
B6 820 P \$1,107	B3 T96 P1C32 \$1,393	B3 TAR P2C36 \$2,220	B3 TDC P1C33 \$1,490	B3 WMT P1C38 \$2,531
NOT AVAILABLE	B3 T96 P1C32 \$1,393	B3 TAR P2C36 \$2,220	B3 TDC P1C33 \$1,490	B3 WMT P1C38 \$2,531
MODEL #	MODEL #	MODEL #	MODEL #	MODEL #
B6 820 P \$1,107	B3 T96 P1C32 \$1,393	B3 TAR P2C36 \$2,220	B3 TDC P1C33 \$1,490	B3 WMT P1C38 \$2,531
NOT AVAILABLE	B3 T96 P1C32 \$1,393	B3 TAR P2C36 \$2,220	B3 TDC P1C33 \$1,490	B3 WMT P1C38 \$2,531

Notes :  
 Laminate or Paint can be substituted for veneer on work surfaces at no extra charge •  
 Our Deluxe and Standard edges are available 1-3/4" thickness • add 10 % to cost of table top  
 \*Consult Your Colecraft Representative regarding Price Reduction For Wood Tape  
 \*Edges WXBVL, LBVL, SE • add 10 % to cost of table top  
 \*Edges WXWE • Subtract 10 % to cost of table top

# Conference Table Tops

48" W  
60" - 120" L

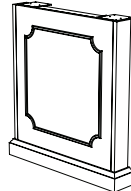

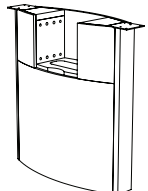
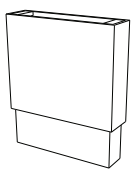


1 PIECE TOP

VENEER	LENGTH	MODEL #	SEATS	WOOD EDGE			LAMINATE/PVC EDGE
				DELUXE	PREMIUM	STANDARD	
RE	60"	TP RE VN 4860	6	\$4,413	\$3,972	\$3,486	
	72"	TP RE VN 4872	6	\$5,296	\$4,766	\$4,184	
	84"	TP RE VN 4884	8	\$6,179	\$5,561	\$4,881	
	96"	TP RE VN 4896	8	\$6,419	\$5,777	\$5,071	
	120"	TP RE VN 48120	10	\$8,783	\$7,905	\$6,939	
AE	84"	TP __ VN 4884	8	\$8,118	\$7,306	\$6,413	
	96"	TP __ VN 4896	8	\$8,396	\$7,556	\$6,633	
	120"	TP __ VN 48120	10	\$10,680	\$9,612	\$8,437	
RX							
ABT							
LAMINATE	LENGTH	MODEL #	SEATS	DELUXE	PREMIUM	STANDARD	BASIC
RE	60"	TP RE LM 4860	6	\$3,719	\$3,289	\$2,824	\$1,812
	72"	TP RE LM 4872	6	\$4,463	\$3,947	\$3,389	\$2,160
	84"	TP RE LM 4884	8	\$5,206	\$4,605	\$3,954	\$2,617
	96"	TP RE LM 4896	8	\$5,409	\$4,784	\$4,107	\$2,686
	120"	TP RE LM 48120	10	\$7,401	\$6,546	\$5,620	\$3,456
AE	84"	TP __ LM 4884	8	\$6,841	\$6,051	\$5,195	\$3,331
	96"	TP __ LM 4896	8	\$7,075	\$6,258	\$5,372	\$3,802
	120"	TP __ LM 48120	10	\$9,000	\$7,960	\$6,834	\$4,590
RX							
ABT							

BOAT SHAPE CAN BE SUBSTITUTED AT NO EXTRA COST. USE BT IN MODEL # IN PLACE OF ABT

Notes : Laminate or Paint can be substituted for veneer on work surfaces at no extra charge •  
Our Deluxe and Standard edges are available 1-3/4" thickness • add 10 % to cost of table top  
\*Consult Your Colecraft Representative regarding Price Reduction For Wood Tape  
\*Edges WXBVL, LBVL, SE • add 10 % to cost of table top  
\*Edges WXWE • Subtract 10 % to cost of table top

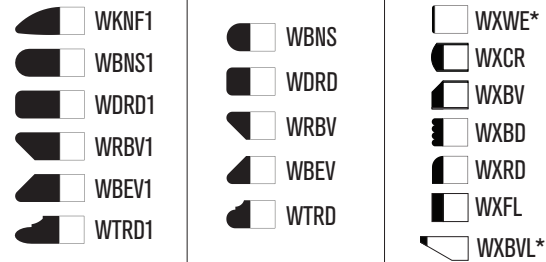
# Wood Bases

WOOD BASES		WOOD, PAINTED OR LAMINATE* BASES Removable wire management access panel: add \$300 per base					
TRADITIONAL PANEL BASE	PANEL BASE	BOAT BASE	HEIGHT ADJUSTABLE	DRUM BASE	RECTANGULAR BASE		
							
MODEL #	MODEL #	MODEL #	MODEL #	MODEL #	MODEL #	MODEL #	MODEL #
B2 TPN VN 24 \$5,176	B2 PAN VN 24 \$4,706	B2 BTB VN 24 \$8,324	B2 AH VN 24 \$16,239	B2 DRM VN 24 \$5,936	B2 CBB VN 24 \$6,233		
B2 TPN VN 24 \$5,176	B2 PAN VN 24 \$4,706	B2 BTB VN 24 \$8,324	B2 AH VN 24 \$16,239	B2 DRM VN 24 \$5,936	B2 CBB VN 24 \$6,233		
B2 TPN VN 24 \$5,176	B2 PAN VN 24 \$4,706	B2 BTB VN 24 \$8,324	B2 AH VN 24 \$16,239	B2 DRM VN 24 \$5,936	B2 CBB VN 24 \$6,233		
B2 TPN VN 24 \$5,176	B2 PAN VN 24 \$4,706	B2 BTB VN 24 \$8,324	B2 AH VN 24 \$16,239	B2 DRM VN 24 \$5,936	B2 CBB VN 24 \$6,233		
B2 TPN VN 24 \$5,176	B2 PAN VN 24 \$4,706	B2 BTB VN 24 \$8,324	B2 AH VN 24 \$16,239	B2 DRM VN 24 \$5,936	B2 CBB VN 24 \$6,233		
B2 TPN VN 24 \$5,176	B2 PAN VN 24 \$4,706	B2 BTB VN 24 \$8,324	B2 AH VN 24 \$16,239	B2 DRM VN 24 \$5,936	B2 CBB VN 24 \$6,233		
B2 TPN VN 24 \$5,176	B2 PAN VN 24 \$4,706	B2 BTB VN 24 \$8,324	B2 AH VN 24 \$16,239	B2 DRM VN 24 \$5,936	B2 CBB VN 24 \$6,233		
B2 TPN VN 24 \$5,176	B2 PAN VN 24 \$4,706	B2 BTB VN 24 \$8,324	B2 AH VN 24 \$16,239	B2 DRM VN 24 \$5,936	B2 CBB VN 24 \$6,233		
B2 TPN VN 24 \$5,176	B2 PAN VN 24 \$4,706	B2 BTB VN 24 \$8,324	B2 AH VN 24 \$16,239	B2 DRM VN 24 \$5,936	B2 CBB VN 24 \$6,233		
B2 TPN VN 24 \$5,176	B2 PAN LN 24 \$3,765	B2 BTB LN 24 \$6,659	B2 AH LN 24 \$14,992	B2 DRMLM 24 \$4,749	B2 CBB LN 24 \$4,986		
B2 TPN VN 24 \$5,176	B2 PAN LN 24 \$3,765	B2 BTB LN 24 \$6,659	B2 AH LN 24 \$14,992	B2 DRMLM 24 \$4,749	B2 CBB LN 24 \$4,986		
B2 TPN VN 24 \$5,176	B2 PAN LN 24 \$3,765	B2 BTB LN 24 \$6,659	B2 AH LN 24 \$14,992	B2 DRMLM 24 \$4,749	B2 CBB LN 24 \$4,986		
B2 TPN VN 24 \$5,176	B2 PAN LN 24 \$3,765	B2 BTB LN 24 \$6,659	B2 AH LN 24 \$14,992	B2 DRMLM 24 \$4,749	B2 CBB LN 24 \$4,986		
B2 TPN VN 24 \$5,176	B2 PAN LN 24 \$3,765	B2 BTB LN 24 \$6,659	B2 AH LN 24 \$14,992	B2 DRMLM 24 \$4,749	B2 CBB LN 24 \$4,986		
B2 TPN VN 24 \$5,176	B2 PAN LN 24 \$3,765	B2 BTB LN 24 \$6,659	B2 AH LN 24 \$14,992	B2 DRMLM 24 \$4,749	B2 CBB LN 24 \$4,986		
AVAILABLE IN VENEER ONLY							
B2 TPN VN 24 \$5,176	B2 PAN LN 24 \$3,765	B2 BTB LN 24 \$6,659	B2 AH LN 24 \$14,992	B2 DRMLM 24 \$4,749	B2 CBB LN 24 \$4,986		
B2 TPN VN 24 \$5,176	B2 PAN LN 24 \$3,765	B2 BTB LN 24 \$6,659	B2 AH LN 24 \$14,992	B2 DRMLM 24 \$4,749	B2 CBB LN 24 \$4,986		
B2 TPN VN 24 \$5,176	B2 PAN LN 24 \$3,765	B2 BTB LN 24 \$6,659	B2 AH LN 24 \$14,992	B2 DRMLM 24 \$4,749	B2 CBB LN 24 \$4,986		
AVAILABLE IN VENEER ONLY							


# Conference Table Tops

48" W  
60" - 120" L

## WOOD EDGE



## LAMINATE/PVC EDGE



1 PIECE TOP

1 PIECE TOP	LENGTH	MODEL #	SEATS	DELUXE	PREMIUM	STANDARD	
<b>VENEER</b>							
RE	60"	TP RE VN 4860	6	\$4,413	\$3,972	\$3,486	
	72"	TP RE VN 4872	6	\$5,296	\$4,766	\$4,184	
	84"	TP RE VN 4884	8	\$6,179	\$5,561	\$4,881	
	96"	TP RE VN 4896	8	\$6,419	\$5,777	\$5,071	
	120"	TP RE VN 48120	10	\$8,783	\$7,905	\$6,939	
AE	84"	TP __ VN 4884	8	\$8,118	\$7,306	\$6,413	
	96"	TP __ VN 4896	8	\$8,396	\$7,556	\$6,633	
	120"	TP __ VN 48120	10	\$10,680	\$9,612	\$8,437	
RX							
ABT							
<b>LAMINATE</b>							
RE	60"	TP RE LM 4860	6	\$3,719	\$3,289	\$2,824	\$1,812
	72"	TP RE LM 4872	6	\$4,463	\$3,947	\$3,389	\$2,160
	84"	TP RE LM 4884	8	\$5,206	\$4,605	\$3,954	\$2,617
	96"	TP RE LM 4896	8	\$5,409	\$4,784	\$4,107	\$2,686
	120"	TP RE LM 48120	10	\$7,401	\$6,546	\$5,620	\$3,456
AE	84"	TP __ LM 4884	8	\$6,841	\$6,051	\$5,195	\$3,331
	96"	TP __ LM 4896	8	\$7,075	\$6,258	\$5,372	\$3,802
	120"	TP __ LM 48120	10	\$9,000	\$7,960	\$6,834	\$4,590
RX							
ABT							

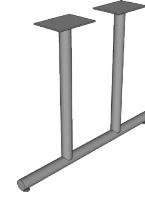
BOAT SHAPE CAN BE SUBSTITUTED AT NO EXTRA COST. USE BT IN MODEL # IN PLACE OF ABT

Notes : Laminate or Paint can be substituted for veneer on work surfaces at no extra charge • Our Deluxe and Standard edges are available 1-3/4" thickness • add 10 % to cost of table top • Consult Your Colecraft Representative regarding Price Reduction For Wood Tape • Edges WXBVL, LBVL, SE • add 10 % to cost of table top • Edges WXWE • Subtract 10 % to cost of table top

# Metal Bases

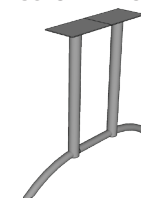
AVAILABLE WITH \*T (TILT), \*F (FOLD), \*C (CASTERS). SEE PAGE 9 FOR DETAILS AND PRICING.

## TUBULAR DOUBLE COLUMN BASE



\*F \*C

## ARCHED DOUBLE COLUMN BASE



\*C

## DURACAST DOUBLE COLUMN BASE

































\*F \*C

MODEL #	PRICE	MODEL #	PRICE	MODEL #	PRICE
B2 T96 P2C36	\$1,284	B2 TAR P2C36	\$1,619	B2 TDC P2C34	\$1,474
B2 T96 P2C36	\$1,284	B2 TAR P2C36	\$1,619	B2 TDC P2C34	\$1,474
B2 T96 P2C36	\$1,284	B2 TAR P2C36	\$1,619	B2 TDC P2C34	\$1,474
B2 T96 P2C36	\$1,284	B2 TAR P2C36	\$1,619	B2 TDC P2C34	\$1,474
B3 T96 P2C36	\$1,830	B3 TAR P2C36	\$2,331	B3 TDC P2C34	\$2,113
B2 T96 P2C36	\$1,284	B2 TAR P2C36	\$1,619	B2 TDC P2C34	\$1,474
B2 T96 P2C36	\$1,284	B2 TAR P2C36	\$1,619	B2 TDC P2C34	\$1,474
B3 T96 P2C36	\$1,830	B3 TAR P2C36	\$2,331	B3 TDC P2C34	\$2,113
B2 T96 P2C36	\$1,284	B2 TAR P2C36	\$1,619	B2 TDC P2C34	\$1,474
B2 T96 P2C36	\$1,284	B2 TAR P2C36	\$1,619	B2 TDC P2C34	\$1,474
B3 T96 P2C36	\$1,830	B3 TAR P2C36	\$2,331	B3 TDC P2C34	\$2,113
B2 T96 P2C36	\$1,284	B2 TAR P2C36	\$1,619	B2 TDC P2C34	\$1,474
B2 T96 P2C36	\$1,284	B2 TAR P2C36	\$1,619	B2 TDC P2C34	\$1,474
B3 T96 P2C36	\$1,830	B3 TAR P2C36	\$2,331	B3 TDC P2C34	\$2,113

# Conference Table Tops

48" W  
144" - 240" L

2 PIECE TOP

	WOOD EDGE			LAMINATE/PVC EDGE				
	 WKNF1  WBNS1  WDRD1  WRBV1  WBEV1  WTRD1	 WBNS  WDRD  WRBV  WBEV  WTRD	 WXWE*  WXCR  WXBV  WXBD  WXRD  WXFL  WXBVL*	 SE*  PVC   LBVL*	DELUXE	PREMIUM		STANDARD
VENEER	LENGTH	MODEL #	SEATS	DELUXE	PREMIUM	STANDARD		
	144"	TP RE VN 48144	12	\$13,037	\$11,733	\$10,299		
	168"	TP RE VN 48168	12	\$17,587	\$15,828	\$13,894		
	192"	TP RE VN 48192	14	\$20,191	\$18,172	\$15,951		
	216"	TP RE VN 48216	16	\$22,754	\$20,479	\$17,976		
	240"	TP RE VN 48240	18	\$25,807	\$23,242	\$20,388		
	144"	TP __ VN 48144	12	\$15,387	\$13,848	\$12,156		
	168"	TP __ VN 48168	12	\$20,969	\$18,872	\$16,566		
	192"	TP __ VN 48192	14	\$23,947	\$21,552	\$18,918		
	216"	TP __ VN 48216	16	\$27,315	\$24,584	\$21,579		
	240"	TP __ VN 48240	18	\$30,687	\$27,619	\$24,243		
	144"	TP __ VN 48144	12	\$15,387	\$13,848	\$12,156		
	168"	TP __ VN 48168	12	\$20,969	\$18,872	\$16,566		
	192"	TP __ VN 48192	14	\$23,947	\$21,552	\$18,918		
	216"	TP __ VN 48216	16	\$27,315	\$24,584	\$21,579		
	240"	TP __ VN 48240	18	\$30,687	\$27,619	\$24,243		
	144"	TP __ VN 48144	12	\$15,387	\$13,848	\$12,156		
	168"	TP __ VN 48168	12	\$20,969	\$18,872	\$16,566		
	192"	TP __ VN 48192	14	\$23,947	\$21,552	\$18,918		
	216"	TP __ VN 48216	16	\$27,315	\$24,584	\$21,579		
	240"	TP __ VN 48240	18	\$30,687	\$27,619	\$24,243		
LAMINATE	LENGTH	MODEL #	SEATS	DELUXE	PREMIUM	STANDARD	BASIC	
	144"	TP RE LM 48144	12	\$10,986	\$9,717	\$8,342	\$4,823	
	168"	TP RE LM 48168	12	\$14,820	\$13,108	\$11,254	\$5,103	
	192"	TP RE LM 48192	14	\$17,014	\$15,049	\$12,920	\$6,487	
	216"	TP RE LM 48216	16	\$19,174	\$16,960	\$14,560	\$7,525	
	240"	TP RE LM 48240	18	\$21,747	\$19,248	\$16,513	\$8,654	
	144"	TP __ LM 48144	12	\$12,966	\$11,468	\$9,846	\$6,038	
	168"	TP __ LM 48168	12	\$17,670	\$15,629	\$13,418	\$7,221	
	192"	TP __ LM 48192	14	\$20,179	\$17,849	\$15,323	\$9,180	
	216"	TP __ LM 48216	16	\$23,018	\$20,359	\$17,479	\$10,650	
	240"	TP __ LM 48240	18	\$25,859	\$22,873	\$19,636	\$12,250	
	144"	TP __ LM 48144	12	\$12,966	\$11,468	\$9,846	\$6,038	
	168"	TP __ LM 48168	12	\$17,670	\$15,629	\$13,418	\$7,221	
	192"	TP __ LM 48192	14	\$20,179	\$17,849	\$15,323	\$9,180	
	216"	TP __ LM 48216	16	\$23,018	\$20,359	\$17,479	\$10,650	
	240"	TP __ LM 48240	18	\$25,859	\$22,873	\$19,636	\$12,250	
	144"	TP __ LM 48144	12	\$12,966	\$11,468	\$9,846	\$6,038	
	168"	TP __ LM 48168	12	\$17,670	\$15,629	\$13,418	\$7,221	
	192"	TP __ LM 48192	14	\$20,179	\$17,849	\$15,323	\$9,180	
	216"	TP __ LM 48216	16	\$23,018	\$20,359	\$17,479	\$10,650	
	240"	TP __ LM 48240	18	\$25,859	\$22,873	\$19,636	\$12,250	
			BOAT SHAPE CAN BE SUBSTITUTED AT NO EXTRA COST. USE BT IN MODEL # IN PLACE OF ABT					

Notes : Laminates or Paint can be substituted for veneer on work surfaces at no extra charge • Our Deluxe and Standard edges are available 1-3/4" thickness • add 10 % to cost of table top • Consult Your Colecraft Representative regarding Price Reduction For Wood Tape • Edges WXBVL, LBVL, SE • add 10 % to cost of table top • Edges WXWE • Subtract 10 % to cost of table top

# Wood Bases

WOOD BASES	WOOD, PAINTED OR LAMINATE* BASES Removable wire management access panel: add \$300 per base					
	TRADITIONAL PANEL BASE	PANEL BASE	BOAT BASE	HEIGHT ADJUSTABLE	DRUM BASE	RECTANGULAR BASE
MODEL #	MODEL #	MODEL #	MODEL #	MODEL #	MODEL #	
B3 TPN VN 24 \$8,154 B3 TPN VN 24 \$8,154 B3 TPN VN 24 \$8,154 B3 TPN VN 24 \$8,154 B3 TPN VN 24 \$8,154	B3 PAN VN 24 \$7,163 B3 PAN VN 24 \$7,163 B3 PAN VN 24 \$7,163 B3 PAN VN 24 \$7,163 B3 PAN VN 24 \$7,163	B3 BTB VN 24 \$13,111 B3 BTB VN 24 \$13,111 B3 BTB VN 24 \$13,111 B3 BTB VN 24 \$13,111 B3 BTB VN 24 \$13,111	B3 AH VN 24 \$25,576 B3 AH VN 24 \$25,576 B3 AH VN 24 \$25,576 B3 AH VN 24 \$25,576 B3 AH VN 24 \$25,576	B3 DRM VN 24 \$9,348 B3 DRM VN 24 \$9,348 B3 DRM VN 24 \$9,348 B3 DRM VN 24 \$9,348 B3 DRM VN 24 \$9,348	B3 CBB VN 24 \$9,817 B3 CBB VN 24 \$9,817 B3 CBB VN 24 \$9,817 B3 CBB VN 24 \$9,817 B3 CBB VN 24 \$9,817	
B3 TPN VN 24 \$8,154 B3 TPN VN 24 \$8,154 B3 TPN VN 24 \$8,154 B3 TPN VN 24 \$8,154 B3 TPN VN 24 \$8,154	B3 PAN VN 24 \$7,163 B3 PAN VN 24 \$7,163 B3 PAN VN 24 \$7,163 B3 PAN VN 24 \$7,163 B3 PAN VN 24 \$7,163	B3 BTB VN 24 \$13,111 B3 BTB VN 24 \$13,111 B3 BTB VN 24 \$13,111 B3 BTB VN 24 \$13,111 B3 BTB VN 24 \$13,111	B3 AH VN 24 \$25,576 B3 AH VN 24 \$25,576 B3 AH VN 24 \$25,576 B3 AH VN 24 \$25,576 B3 AH VN 24 \$25,576	B3 DRM VN 24 \$9,348 B3 DRM VN 24 \$9,348 B3 DRM VN 24 \$9,348 B3 DRM VN 24 \$9,348 B3 DRM VN 24 \$9,348	B3 CBB VN 24 \$9,817 B3 CBB VN 24 \$9,817 B3 CBB VN 24 \$9,817 B3 CBB VN 24 \$9,817 B3 CBB VN 24 \$9,817	
AVAILABLE IN VENEER ONLY						
B3 TPN VN 24 \$8,154 B3 TPN VN 24 \$8,154 B3 TPN VN 24 \$8,154 B3 TPN VN 24 \$8,154 B3 TPN VN 24 \$8,154	B3 PAN LM 24 \$5,930 B3 PAN LM 24 \$5,930 B3 PAN LM 24 \$5,930 B3 PAN LM 24 \$5,930 B3 PAN LM 24 \$5,930	B3 BTB LM 24 \$10,488 B3 BTB LM 24 \$10,488 B3 BTB LM 24 \$10,488 B3 BTB LM 24 \$10,488 B3 BTB LM 24 \$10,488	B3 AH LM 24 \$23,613 B3 AH LM 24 \$23,613 B3 AH LM 24 \$23,613 B3 AH LM 24 \$23,613 B3 AH LM 24 \$23,613	B3 DRM LM 24 \$7,479 B3 DRM LM 24 \$7,479 B3 DRM LM 24 \$7,479 B3 DRM LM 24 \$7,479 B3 DRM LM 24 \$7,479	B3 CBB LM 24 \$7,854 B3 CBB LM 24 \$7,854 B3 CBB LM 24 \$7,854 B3 CBB LM 24 \$7,854 B3 CBB LM 24 \$7,854	
AVAILABLE IN VENEER ONLY						

# Conference Table Tops

48" W  
144" - 240" L

2 PIECE TOP

VENEER	LENGTH	MODEL #	SEATS	WOOD EDGE			LAMINATE/PVC EDGE
				DELUXE	PREMIUM	STANDARD	
RE	144"	TP RE VN 48144	12	\$13,037	\$11,733	\$10,299	
	168"	TP RE VN 48168	12	\$17,587	\$15,828	\$13,894	
	192"	TP RE VN 48192	14	\$20,191	\$18,172	\$15,951	
	216"	TP RE VN 48216	16	\$22,754	\$20,479	\$17,976	
	240"	TP RE VN 48240	18	\$25,807	\$23,242	\$20,388	
AE	144"	TP __ VN 48144	12	\$15,387	\$13,848	\$12,156	
	168"	TP __ VN 48168	12	\$20,969	\$18,872	\$16,566	
	192"	TP __ VN 48192	14	\$23,947	\$21,552	\$18,918	
	216"	TP __ VN 48216	16	\$27,315	\$24,584	\$21,579	
	240"	TP __ VN 48240	18	\$30,687	\$27,619	\$24,243	
RX	144"	TP __ VN 48144	12	\$15,387	\$13,848	\$12,156	
	168"	TP __ VN 48168	12	\$20,969	\$18,872	\$16,566	
	192"	TP __ VN 48192	14	\$23,947	\$21,552	\$18,918	
	216"	TP __ VN 48216	16	\$27,315	\$24,584	\$21,579	
	240"	TP __ VN 48240	18	\$30,687	\$27,619	\$24,243	
ABT	144"	TP __ VN 48144	12	\$15,387	\$13,848	\$12,156	
	168"	TP __ VN 48168	12	\$20,969	\$18,872	\$16,566	
	192"	TP __ VN 48192	14	\$23,947	\$21,552	\$18,918	
	216"	TP __ VN 48216	16	\$27,315	\$24,584	\$21,579	
	240"	TP __ VN 48240	18	\$30,687	\$27,619	\$24,243	
LAMINATE	LENGTH	MODEL #	SEATS	DELUXE	PREMIUM	STANDARD	BASIC
RE	144"	TP RE LM 48144	12	\$10,986	\$9,717	\$8,342	\$4,823
	168"	TP RE LM 48168	12	\$14,820	\$13,108	\$11,254	\$5,103
	192"	TP RE LM 48192	14	\$17,014	\$15,049	\$12,920	\$6,487
	216"	TP RE LM 48216	16	\$19,174	\$16,960	\$14,560	\$7,525
	240"	TP RE LM 48240	18	\$21,747	\$19,248	\$16,513	\$8,654
AE	144"	TP __ LM 48144	12	\$12,966	\$11,468	\$9,846	\$6,038
	168"	TP __ LM 48168	12	\$17,670	\$15,629	\$13,418	\$7,221
	192"	TP __ LM 48192	14	\$20,179	\$17,849	\$15,323	\$9,180
	216"	TP __ LM 48216	16	\$23,018	\$20,359	\$17,479	\$10,650
	240"	TP __ LM 48240	18	\$25,859	\$22,873	\$19,636	\$12,250
RX	144"	TP __ LM 48144	12	\$12,966	\$11,468	\$9,846	\$6,038
	168"	TP __ LM 48168	12	\$17,670	\$15,629	\$13,418	\$7,221
	192"	TP __ LM 48192	14	\$20,179	\$17,849	\$15,323	\$9,180
	216"	TP __ LM 48216	16	\$23,018	\$20,359	\$17,479	\$10,650
	240"	TP __ LM 48240	18	\$25,859	\$22,873	\$19,636	\$12,250
ABT	144"	TP __ LM 48144	12	\$12,966	\$11,468	\$9,846	\$6,038
	168"	TP __ LM 48168	12	\$17,670	\$15,629	\$13,418	\$7,221
	192"	TP __ LM 48192	14	\$20,179	\$17,849	\$15,323	\$9,180
	216"	TP __ LM 48216	16	\$23,018	\$20,359	\$17,479	\$10,650
	240"	TP __ LM 48240	18	\$25,859	\$22,873	\$19,636	\$12,250

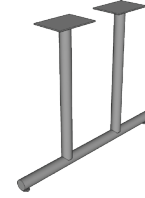
BOAT SHAPE CAN BE SUBSTITUTED AT NO EXTRA COST. USE BT IN MODEL # IN PLACE OF ABT

Notes : Laminate or Paint can be substituted for veneer on work surfaces at no extra charge •  
Our Deluxe and Standard edges are available 1-3/4" thickness • add 10 % to cost of table top  
\*Consult Your Colecraft Representative regarding Price Reduction For Wood Tape  
\*Edges WXBVL, LBVL, SE • add 10 % to cost of table top  
\*Edges WXWE • Subtract 10 % to cost of table top

# Metal Bases

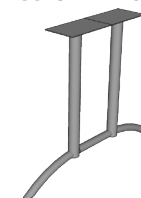
AVAILABLE WITH \*T (TILT), \*F (FOLD), \*C (CASTERS). SEE PAGE 9 FOR DETAILS AND PRICING.

TUBULAR DOUBLE COLUMN BASE



\*F \*C

ARCHED DOUBLE COLUMN BASE



\*C

DURACAST DOUBLE COLUMN BASE





























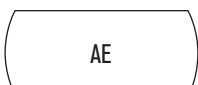

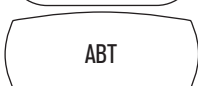

\*F \*C

MODEL #	PRICE	MODEL #	PRICE	MODEL #	PRICE
B3 T96 P2C36	\$1,664	B3 TAR P2C36	\$2,119	B3 TDC P2C34	\$1,921
B3 T96 P2C36	\$1,664	B3 TAR P2C36	\$2,119	B3 TDC P2C34	\$1,921
B4 T96 P2C36	\$2,159	B4 TAR P2C36	\$2,767	B4 TDC P2C34	\$2,502
B4 T96 P2C36	\$2,531	B4 TAR P2C36	\$2,767	B4 TDC P2C34	\$2,502
B5 T96 P2C36	\$2,654	B5 TAR P2C36	\$3,414	B5 TDC P2C34	\$3,083
B3 T96 P2C36	\$1,664	B3 TAR P2C36	\$2,119	B3 TDC P2C34	\$1,921
B3 T96 P2C36	\$1,664	B3 TAR P2C36	\$2,119	B3 TDC P2C34	\$1,921
B4 T96 P2C36	\$2,159	B4 TAR P2C36	\$2,767	B4 TDC P2C34	\$2,502
B4 T96 P2C36	\$2,159	B4 TAR P2C36	\$2,767	B4 TDC P2C34	\$2,502
B5 T96 P2C36	\$2,654	B5 TAR P2C36	\$3,414	B5 TDC P2C34	\$3,083
B3 T96 P2C36	\$1,664	B3 TAR P2C36	\$2,119	B3 TDC P2C34	\$1,921
B3 T96 P2C36	\$1,664	B3 TAR P2C36	\$2,119	B3 TDC P2C34	\$1,921
B4 T96 P2C36	\$2,159	B4 TAR P2C36	\$2,767	B4 TDC P2C34	\$2,502
B4 T96 P2C36	\$2,531	B4 TAR P2C36	\$2,767	B4 TDC P2C34	\$2,502
B5 T96 P2C36	\$2,654	B5 TAR P2C36	\$3,414	B5 TDC P2C34	\$3,083
B3 T96 P2C36	\$1,664	B3 TAR P2C36	\$2,119	B3 TDC P2C34	\$1,921
B3 T96 P2C36	\$1,664	B3 TAR P2C36	\$2,119	B3 TDC P2C34	\$1,921
B4 T96 P2C36	\$2,159	B4 TAR P2C36	\$2,767	B4 TDC P2C34	\$2,502
B4 T96 P2C36	\$2,159	B4 TAR P2C36	\$2,767	B4 TDC P2C34	\$2,502
B5 T96 P2C36	\$2,654	B5 TAR P2C36	\$3,414	B5 TDC P2C34	\$3,083

# Conference Table Tops



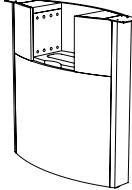
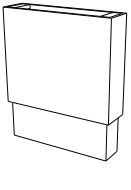


48" W  
288" L

3 PIECE TOP

	WOOD EDGE			LAMINATE/PVC EDGE								
	 WKNF1  WBNS1  WDRD1  WRBV1  WBEV1  WTRD1	 WBNS  WDRD  WRBV  WBEV  WTRD	 WXWE*  WXCR  WXBV  WXBD  WXRD  WXFL  WXBVL*	 SE*  PVC   LBVL*	LENGTH	MODEL #	SEATS	DELUXE	PREMIUM	STANDARD	BASIC	
<b>VENEER</b>												
	288"	TP RE VN 48288	22	\$29,657	\$26,691	\$23,429						
	288"	TP __ VN 48288	22	\$37,655	\$33,889	\$29,747						
												
												
<b>LAMINATE</b>												
	288"	TP RE LM 48288	22	\$24,991	\$22,104	\$18,977	\$9,749					
	288"	TP __ LM 48288	22	\$31,730	\$28,065	\$24,095	\$13,676					
												
												
	BOAT SHAPE CAN BE SUBSTITUTED AT NO EXTRA COST. USE BT IN MODEL # IN PLACE OF ABT											

Notes : Laminate or Paint can be substituted for veneer on work surfaces at no extra charge • Our Deluxe and Standard edges are available 1-3/4" thickness • add 10 % to cost of table top  
\*Consult Your Colecraft Representative regarding Price Reduction For Wood Tape  
\*Edges WXBVL, LBVL, SE • add 10 % to cost of table top  
\*Edges WXWE • Subtract 10 % to cost of table top



















# Wood Bases

WOOD BASES		WOOD, PAINTED OR LAMINATE* BASES Removable wire management access panel: add \$300 per base			
TRADITIONAL PANEL BASE	PANEL BASE	BOAT BASE	HEIGHT ADJUSTABLE	DRUM BASE	RECTANGULAR BASE
					
MODEL #	MODEL #	MODEL #	MODEL #	MODEL #	MODEL #
B4 TPN VN 24 \$10,353	B4 PAN VN 24 \$9,412	B4 BTB VN 24 \$16,648	B4AH VN 24 \$32,009	B4 DRM VN 24 \$11,870	B4 CBB VN 24 \$12,466
B4 TPN VN 24 \$10,353	B4 PAN VN 24 \$9,412	B4 BTB VN 24 \$16,648	B4AH VN 24 \$32,009	B4 DRM VN 24 \$11,870	B4 CBB VN 24 \$12,466
MODEL #	MODEL #	MODEL #	MODEL #	MODEL #	MODEL #
B4 TPN VN 24 \$10,353 AVAILABLE IN VENEER ONLY	B4 PAN LM 24 \$7,530	B4 BTB LM 24 \$13,319	B4AH LM 24 \$29,516	B4 DRM LM 24 \$9,496	B4 CBB LM 24 \$9,973
B4 TPN VN 24 \$10,353 AVAILABLE IN VENEER ONLY	B4 PAN LM 24 \$7,530	B4 BTB LM 24 \$13,319	B4AH LM 24 \$29,516	B4 DRM LM 24 \$9,496	B4 CBB LM 24 \$9,973


# Conference Table Tops

48" W  
288" L






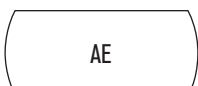

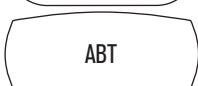

## WOOD EDGE

- |                                                                                         |                                                                                         |                                                                                            |
|-----------------------------------------------------------------------------------------|-----------------------------------------------------------------------------------------|--------------------------------------------------------------------------------------------|
|  WKNF1 |  WBNS |  WXWE*  |
|  WBNS1 |  WDRD |  WXCR   |
|  WDRD1 |  WRBV |  WXBV   |
|  WRBV1 |  WBEV |  WXBD   |
|  WBEV1 |  WTRD |  WXRD   |
|  WTRD1 |                                                                                         |  WXFL   |
|                                                                                         |                                                                                         |  WXBVL* |

## LAMINATE/PVC EDGE

- |                                                                                           |
|-------------------------------------------------------------------------------------------|
| <input type="checkbox"/> SE*                                                              |
| <input type="checkbox"/> PVC                                                              |
|  LBVL* |

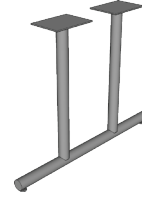
3 PIECE TOP

3 PIECE TOP	VENEER	LENGTH	MODEL #	SEATS	DELUXE	PREMIUM	STANDARD
		288"	TP RE VN 48288	22	\$29,657	\$23,109	\$23,429
		288"	TP __ VN 48288	22	\$37,655	\$29,341	\$29,747
							
							
LAMINATE	LENGTH	MODEL #	SEATS	DELUXE	PREMIUM	STANDARD	BASIC
	288"	TP RE LM 48288	22	\$24,991	\$19,138	\$18,977	\$9,749
	288"	TP __ LM 48288	22	\$31,730	\$24,299	\$24,095	\$13,676
							
							
	BOAT SHAPE CAN BE SUBSTITUTED AT NO EXTRA COST. USE BT IN MODEL # IN PLACE OF ABT						

# Metal Bases

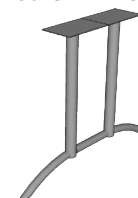
AVAILABLE WITH \*T (TILT), \*F (FOLD), \*C (CASTERS). SEE PAGE 9 FOR DETAILS AND PRICING.

## TUBULAR DOUBLE COLUMN BASE



\*F \*C

## ARCHED DOUBLE COLUMN BASE



\*C

## DURACAST DOUBLE COLUMN BASE



\*F \*C

MODEL #	MODEL #	MODEL #
B5 T96 P2C36 \$3,482	B5 TAR P2C36 \$3,755	B5 TDC P2C34 \$3,391
B5 T96 P2C36 \$3,482	B5 TAR P2C36 \$3,755	B5 TDC P2C34 \$3,391
MODEL #	MODEL #	MODEL #
B5 T96 P2C36 \$3,482	B5 TAR P2C36 \$3,755	B5 TDC P2C34 \$3,391
B5 T96 P2C36 \$3,482	B5 TAR P2C36 \$3,755	B5 TDC P2C34 \$3,391

Notes : Laminate or Paint can be substituted for veneer on work surfaces at no extra charge • Our Deluxe and Standard edges are available 1-3/4" thickness • add 10 % to cost of table top • Consult Your Colecraft Representative regarding Price Reduction For Wood Tape • Edges WXBVL, LBVL, SE • add 10 % to cost of table top • Edges WXWE • Subtract 10 % to cost of table top

# Conference Table Tops

60" W  
96" - 120" L

1 PIECE TOP

	WOOD EDGE			LAMINATE/PVC EDGE			
	WKNF1 WBNS1 WDRD1 WRBV1 WBEV1 WTRD1	WBNS WDRD WRBV WBEV WTRD	WXWE* WXCR WXBV WXBD WXRD WXFL WXBVL*	SE* PVC  LBVL*	DELUXE	PREMIUM	STANDARD
<b>VENEER</b>	LENGTH	MODEL #	SEATS	DELUXE	PREMIUM	STANDARD	
RE	96"	TP RE VN 6096	10	\$9,350	\$8,415	\$7,387	
	120"	TP RE VN 60120	12	\$11,293	\$10,164	\$8,921	
AE	96"	TP __ VN 6096	10	\$11,168	\$10,051	\$8,822	
	120"	TP __ VN 60120	12	\$14,046	\$12,641	\$11,096	
RX							
ABT							
<b>LAMINATE</b>	LENGTH	MODEL #	SEATS	DELUXE	PREMIUM	STANDARD	BASIC
RE	96"	TP RE LM 6096	10	\$7,879	\$6,969	\$5,983	\$3,121
	120"	TP RE LM 60120	12	\$9,516	\$8,417	\$7,226	\$3,951
AE	96"	TP __ LM 6096	10	\$9,411	\$8,324	\$7,146	\$4,466
	120"	TP __ LM 60120	12	\$11,836	\$10,469	\$8,988	\$5,592
RX							
ABT							

BOAT SHAPE CAN BE SUBSTITUTED AT NO EXTRA COST. USE BT IN MODEL # IN PLACE OF ABT

Notes :  
 Laminate or Paint can be substituted for veneer on work surfaces at no extra charge •  
 Our Deluxe and Standard edges are available 1-3/4" thickness • add 10 % to cost of table top  
 \*Consult Your Colecraft Representative regarding Price Reduction For Wood Tape  
 \*Edges WXBVL, LBVL, SE • add 10 % to cost of table top  
 \*Edges WXWE • Subtract 10 % to cost of table top

# Wood Bases

WOOD BASES		WOOD, PAINTED OR LAMINATE* BASES Removable wire management access panel: add \$300 per base			
TRADITIONAL PANEL BASE	PANEL BASE	BOAT BASE	HEIGHT ADJUSTABLE	DRUM BASE	RECTANGULAR BASE
MODEL #	MODEL #	MODEL #	MODEL #	MODEL #	MODEL #
B2 TPN VN 30 \$6,038	B2 PAN VN 30 \$5,492	B2 BTB VN 30 \$10,220	B2 AH VN 30 \$18,008	B2 DRM VN 31 \$6,653	B2 CBB VN 30 \$7,293
B2 TPN VN 30 \$6,038	B2 PAN VN 30 \$5,492	B2 BTB VN 30 \$10,220	B2 AH VN 30 \$18,008	B2 DRM VN 31 \$6,653	B2 CBB VN 30 \$7,293
B2 TPN VN 30 \$6,038	B2 PAN VN 30 \$5,492	B2 BTB VN 30 \$10,220	B2 AH VN 30 \$18,008	B2 DRM VN 31 \$6,653	B2 CBB VN 30 \$7,293
B2 TPN VN 30 \$6,038	B2 PAN VN 30 \$5,492	B2 BTB VN 30 \$10,220	B2 AH VN 30 \$18,008	B2 DRM VN 31 \$6,653	B2 CBB VN 30 \$7,293
MODEL #	MODEL #	MODEL #	MODEL #	MODEL #	MODEL #
B2 TPN VN 30 \$6,038	B2 PAN LM 30 \$4,393	B2 BTB LM 30 \$8,176	B2 AH LM 30 \$16,550	B2 DRM LM 31 \$5,323	B2 CBB LM 30 \$5,835
B2 TPN VN 30 \$6,038	B2 PAN LM 30 \$4,393	B2 BTB LM 30 \$8,176	B2 AH LM 30 \$16,550	B2 DRM LM 31 \$5,323	B2 CBB LM 30 \$5,835
AVAILABLE IN VENEER ONLY					
B2 TPN VN 30 \$6,038	B2 PAN LM 30 \$4,393	B2 BTB LM 30 \$8,176	B2 AH LM 30 \$16,550	B2 DRM LM 31 \$5,323	B2 CBB LM 30 \$5,835
B2 TPN VN 30 \$6,038	B2 PAN LM 30 \$4,393	B2 BTB LM 30 \$8,176	B2 AH LM 30 \$16,550	B2 DRM LM 31 \$5,323	B2 CBB LM 30 \$5,835
AVAILABLE IN VENEER ONLY					

# Conference Table Tops

60" W  
96" - 120" L

1 PIECE TOP

VENEER	LENGTH	MODEL #	SEATS	WOOD EDGE			LAMINATE/PVC EDGE
				DELUXE	PREMIUM	STANDARD	
RE	96"	TP RE VN 6096	10	\$9,350	\$8,415	\$7,387	
	120"	TP RE VN 60120	12	\$11,293	\$10,164	\$8,921	
AE	96"	TP __ VN 6096	10	\$11,168	\$10,051	\$8,822	
	120"	TP __ VN 60120	12	\$14,046	\$12,641	\$11,096	
RX							
ABT							
LAMINATE	LENGTH	MODEL #	SEATS	DELUXE	PREMIUM	STANDARD	BASIC
RE	96"	TP RE LM 6096	10	\$7,879	\$6,969	\$5,983	\$3,121
	120"	TP RE LM 60120	12	\$9,516	\$8,417	\$7,226	\$3,951
AE	96"	TP __ LM 6096	10	\$9,411	\$8,324	\$7,146	\$4,466
	120"	TP __ LM 60120	12	\$11,836	\$10,469	\$8,988	\$5,592
RX							
ABT							

BOAT SHAPE CAN BE SUBSTITUTED AT NO EXTRA COST. USE BT IN MODEL # IN PLACE OF ABT

Notes : Our Deluxe and Standard edges are available 1-3/4" thickness • add 10 % to cost of table top  
 \*Consult Your Colecraft Representative regarding Price Reduction For Wood Tape  
 \*Edges WXBVL and LBVL • add 10 % to cost of table top  
 \*Edges WX3M • Subtract 10 % to cost of table top

# Metal Bases

AVAILABLE WITH \*T (TILT), \*F (FOLD), \*C (CASTERS). SEE PAGE 9 FOR DETAILS AND PRICING.

TUBULAR DOUBLE COLUMN BASE		DURACAST DOUBLE COLUMN BASE		A BASE		O BASE		U BASE		V BASE	
MODEL #	MODEL #	MODEL #	MODEL #	MODEL #	MODEL #	MODEL #	MODEL #	MODEL #	MODEL #	MODEL #	MODEL #
B2 T96 P2C40	\$1,203	B2 TDC P2C40	\$1,481	B2 ABS P2C60	\$3,042	B2 OBS P2C60	\$3,042	B2 UBS P2C60	\$3,042	B2 VBS P2C60	\$4,169
B3 T96 P2C40	\$1,779	B3 TDC P2C40	\$2,194	B3 ABS P2C60	\$4,536	B3 OBS P2C60	\$4,536	B3 UBS P2C60	\$4,536	B3 VBS P2C60	\$6,228
B2 T96 P2C40	\$1,203	B2 TDC P2C40	\$1,481	B2 ABS P2C60	\$3,042	B2 OBS P2C60	\$3,042	B2 UBS P2C60	\$3,042	B2 VBS P2C60	\$4,169
B3 T96 P2C40	\$1,779	B3 TDC P2C40	\$2,194	B3 ABS P2C60	\$4,536	B3 OBS P2C60	\$4,536	B3 UBS P2C60	\$4,536	B3 VBS P2C60	\$6,228
B2 T96 P2C40	\$1,203	B2 TDC P2C40	\$1,481	B2 ABS P2C60	\$3,042	B2 OBS P2C60	\$3,042	B2 UBS P2C60	\$3,042	B2 VBS P2C60	\$4,169
B3 T96 P2C40	\$1,779	B3 TDC P2C40	\$2,194	B3 ABS P2C60	\$4,536	B3 OBS P2C60	\$4,536	B3 UBS P2C60	\$4,536	B3 VBS P2C60	\$6,228

# Conference Table Tops

60" W  
144" - 240" L

2 PIECE TOP

			WOOD EDGE			LAMINATE/PVC EDGE		
			WKNF1 WBNS1 WDRD1 WRBV1 WBEV1 WTRD1	WBNS WDRD WRBV WBEV WTRD	WXWE* WXCR WXBV WXBD WXRD WXFL WXBVL*	SE* PVC LBVL*		
VENEER	LENGTH	MODEL #	SEATS	DELUXE	PREMIUM	STANDARD		
	144"	TP RE VN 60144	14	\$14,919	\$14,233	\$12,493		
	168"	TP RE VN 60168	16	\$19,483	\$18,587	\$16,315		
	192"	TP RE VN 60192	20	\$22,796	\$21,747	\$19,089		
	216"	TP RE VN 60216	20	\$25,631	\$24,452	\$21,463		
	240"	TP RE VN 60240	20	\$26,441	\$25,225	\$22,142		
	144"	TP __ VN 60144	14	\$16,866	\$16,090	\$14,123		
	168"	TP __ VN 60168	16	\$23,620	\$22,534	\$19,780		
	192"	TP __ VN 60192	20	\$27,394	\$26,134	\$22,940		
	216"	TP __ VN 60216	20	\$31,168	\$29,735	\$26,100		
	240"	TP __ VN 60240	20	\$32,503	\$31,007	\$27,218		
	144"	TP __ VN 60144	14	\$16,866	\$16,090	\$14,123		
	168"	TP __ VN 60168	16	\$23,620	\$22,534	\$19,780		
	192"	TP __ VN 60192	20	\$27,394	\$26,134	\$22,940		
	216"	TP __ VN 60216	20	\$31,168	\$29,735	\$26,100		
	240"	TP __ VN 60240	20	\$32,503	\$31,007	\$27,218		
	144"	TP __ VN 60144	14	\$16,866	\$16,090	\$14,123		
	168"	TP __ VN 60168	16	\$23,620	\$22,534	\$19,780		
	192"	TP __ VN 60192	20	\$27,394	\$26,134	\$22,940		
	216"	TP __ VN 60216	20	\$31,168	\$29,735	\$26,100		
	240"	TP __ VN 60240	20	\$32,503	\$31,007	\$27,218		
LAMINATE	LENGTH	MODEL #	SEATS	DELUXE	PREMIUM	STANDARD	BASIC	
	144"	TP RE LM 60144	14	\$12,572	\$11,787	\$10,119	\$5,093	
	168"	TP RE LM 60168	16	\$16,418	\$15,393	\$13,215	\$6,490	
	192"	TP RE LM 60192	20	\$19,209	\$18,010	\$15,462	\$7,508	
	216"	TP RE LM 60216	20	\$21,598	\$20,250	\$17,385	\$8,709	
	240"	TP RE LM 60240	20	\$22,281	\$20,890	\$17,934	\$10,014	
	144"	TP __ LM 60144	14	\$14,212	\$13,325	\$11,440	\$6,582	
	168"	TP __ LM 60168	16	\$19,904	\$18,662	\$16,021	\$9,186	
	192"	TP __ LM 60192	20	\$23,085	\$21,643	\$18,581	\$10,627	
	216"	TP __ LM 60216	20	\$26,265	\$24,625	\$21,141	\$12,263	
	240"	TP __ LM 60240	20	\$27,389	\$25,679	\$22,046	\$14,102	
	144"	TP __ LM 60144	14	\$14,212	\$13,325	\$11,440	\$6,582	
	168"	TP __ LM 60168	16	\$19,904	\$18,662	\$16,021	\$9,186	
	192"	TP __ LM 60192	20	\$23,085	\$21,643	\$18,581	\$10,627	
	216"	TP __ LM 60216	20	\$26,265	\$24,625	\$21,141	\$12,263	
	240"	TP __ LM 60240	20	\$27,389	\$25,679	\$22,046	\$14,102	
	144"	TP __ LM 60144	14	\$14,212	\$13,325	\$11,440	\$6,582	
	168"	TP __ LM 60168	16	\$19,904	\$18,662	\$16,021	\$9,186	
	192"	TP __ LM 60192	20	\$23,085	\$21,643	\$18,581	\$10,627	
	216"	TP __ LM 60216	20	\$26,265	\$24,625	\$21,141	\$12,263	
	240"	TP __ LM 60240	20	\$27,389	\$25,679	\$22,046	\$14,102	

BOAT SHAPE CAN BE SUBSTITUTED AT NO EXTRA COST. USE BT IN MODEL # IN PLACE OF ABT

Notes : Laminate or Paint can be substituted for veneer on work surfaces at no extra charge •  
Our Deluxe and Standard edges are available 1-3/4" thickness • add 10 % to cost of table top  
\*Consult Your Colecraft Representative regarding Price Reduction For Wood Tape  
\*Edges WXBVL, LBVL, SE • add 10 % to cost of table top  
\*Edges WXWE • Subtract 10 % to cost of table top

# Wood Bases

WOOD, PAINTED OR LAMINATE\* BASES  
Removable wire management access panel: add \$300 per base

WOOD BASES			WOOD, PAINTED OR LAMINATE* BASES Removable wire management access panel: add \$300 per base					
TRADITIONAL PANEL BASE	PANEL BASE	BOAT BASE	HEIGHT ADJUSTABLE	DRUM BASE	RECTANGULAR BASE			
MODEL #	MODEL #	MODEL #	MODEL #	MODEL #	MODEL #			
B3 TPN VN 30 \$9,056	B3 PAN VN 30 \$8,154	B3 BTB VN 30 \$13,330	B3 AH VN 30 \$27,011	B3 DRM VN 31 \$9,980	B3 CBB VN 30 \$10,939			
B3 TPN VN 30 \$9,056	B3 PAN VN 30 \$8,154	B3 BTB VN 30 \$13,330	B3 AH VN 30 \$27,011	B3 DRM VN 31 \$9,980	B3 CBB VN 30 \$10,939			
B3 TPN VN 30 \$9,056	B3 PAN VN 30 \$8,154	B3 BTB VN 30 \$13,330	B3 AH VN 30 \$27,011	B3 DRM VN 31 \$9,980	B3 CBB VN 30 \$10,939			
B3 TPN VN 30 \$9,056	B3 PAN VN 30 \$8,154	B3 BTB VN 30 \$13,330	B3 AH VN 30 \$27,011	B3 DRM VN 31 \$9,980	B3 CBB VN 30 \$10,939			
B3 TPN VN 30 \$9,056	B3 PAN VN 30 \$8,154	B3 BTB VN 30 \$13,330	B3 AH VN 30 \$27,011	B3 DRM VN 31 \$9,980	B3 CBB VN 30 \$10,939			
B3 TPN VN 30 \$9,056	B3 PAN VN 30 \$8,154	B3 BTB VN 30 \$13,330	B3 AH VN 30 \$27,011	B3 DRM VN 31 \$9,980	B3 CBB VN 30 \$10,939			
MODEL #	MODEL #	MODEL #	MODEL #	MODEL #	MODEL #			
B3 TPN VN 30 \$9,056	B3 PAN LM 30 \$5,730	B3 BTB LM 30 \$10,664	B3 AH LM 30 \$24,824	B3 DRM LM 31 \$7,984	B3 CBB LM 30 \$8,751			
B3 TPN VN 30 \$9,056	B3 PAN LM 30 \$5,730	B3 BTB LM 30 \$10,664	B3 AH LM 30 \$24,824	B3 DRM LM 31 \$7,984	B3 CBB LM 30 \$8,751			
B3 TPN VN 30 \$9,056	B3 PAN LM 30 \$5,730	B3 BTB LM 30 \$10,664	B3 AH LM 30 \$24,824	B3 DRM LM 31 \$7,984	B3 CBB LM 30 \$8,751			
B3 TPN VN 30 \$9,056	B3 PAN LM 30 \$5,730	B3 BTB LM 30 \$10,664	B3 AH LM 30 \$24,824	B3 DRM LM 31 \$7,984	B3 CBB LM 30 \$8,751			
B3 TPN VN 30 \$9,056	B3 PAN LM 30 \$5,730	B3 BTB LM 30 \$10,664	B3 AH LM 30 \$24,824	B3 DRM LM 31 \$7,984	B3 CBB LM 30 \$8,751			
B3 TPN VN 30 \$9,056	B3 PAN LM 30 \$5,730	B3 BTB LM 30 \$10,664	B3 AH LM 30 \$24,824	B3 DRM LM 31 \$7,984	B3 CBB LM 30 \$8,751			
AVAILABLE IN VENEER ONLY								
MODEL #	MODEL #	MODEL #	MODEL #	MODEL #	MODEL #			
B3 TPN VN 30 \$9,056	B3 PAN LM 30 \$5,730	B3 BTB LM 30 \$10,664	B3 AH LM 30 \$24,824	B3 DRM LM 31 \$7,984	B3 CBB LM 30 \$8,751			
B3 TPN VN 30 \$9,056	B3 PAN LM 30 \$5,730	B3 BTB LM 30 \$10,664	B3 AH LM 30 \$24,824	B3 DRM LM 31 \$7,984	B3 CBB LM 30 \$8,751			
B3 TPN VN 30 \$9,056	B3 PAN LM 30 \$5,730	B3 BTB LM 30 \$10,664	B3 AH LM 30 \$24,824	B3 DRM LM 31 \$7,984	B3 CBB LM 30 \$8,751			
B3 TPN VN 30 \$9,056	B3 PAN LM 30 \$5,730	B3 BTB LM 30 \$10,664	B3 AH LM 30 \$24,824	B3 DRM LM 31 \$7,984	B3 CBB LM 30 \$8,751			
B3 TPN VN 30 \$9,056	B3 PAN LM 30 \$5,730	B3 BTB LM 30 \$10,664	B3 AH LM 30 \$24,824	B3 DRM LM 31 \$7,984	B3 CBB LM 30 \$8,751			
B3 TPN VN 30 \$9,056	B3 PAN LM 30 \$5,730	B3 BTB LM 30 \$10,664	B3 AH LM 30 \$24,824	B3 DRM LM 31 \$7,604	B3 CBB LM 30 \$8,751			
AVAILABLE IN VENEER ONLY								

# Conference Table Tops

**60" W  
144" - 240" L**

2 PIECE TOP

2 PIECE TOP	WOOD EDGE						LAMINATE/PVC EDGE
	LENGTH	MODEL #	SEATS	DELUXE	PREMIUM	STANDARD	BASIC
<b>VENEER</b>							
RE	144"	TP RE VN 60144	14	\$15,814	\$14,233	\$12,493	
	168"	TP RE VN 60168	14	\$20,652	\$18,587	\$16,315	
	192"	TP RE VN 60192	16	\$24,163	\$21,747	\$19,089	
	216"	TP RE VN 60216	18	\$27,169	\$24,452	\$21,463	
	240"	TP RE VN 60240	20	\$28,027	\$25,225	\$22,142	
AE	144"	TP __ VN 60144	14	\$17,878	\$16,090	\$14,123	
	168"	TP __ VN 60168	14	\$25,038	\$22,534	\$19,780	
RX	192"	TP __ VN 60192	16	\$29,038	\$26,134	\$22,940	
	216"	TP __ VN 60216	18	\$33,039	\$29,735	\$26,100	
ABT	240"	TP __ VN 60240	20	\$34,453	\$31,007	\$27,218	
<b>LAMINATE</b>							
RE	144"	TP RE LM 60144	14	\$13,326	\$11,787	\$10,119	\$5,093
	168"	TP RE LM 60168	14	\$17,403	\$15,393	\$13,215	\$6,490
	192"	TP RE LM 60192	16	\$20,362	\$18,010	\$15,462	\$7,508
	216"	TP RE LM 60216	18	\$22,894	\$20,250	\$17,385	\$8,709
	240"	TP RE LM 60240	20	\$23,618	\$20,890	\$17,934	\$10,014
AE	144"	TP __ LM 60144	14	\$15,065	\$13,325	\$11,440	\$6,582
	168"	TP __ LM 60168	14	\$21,098	\$18,662	\$16,021	\$9,186
RX	192"	TP __ LM 60192	16	\$24,470	\$21,643	\$18,581	\$10,627
	216"	TP __ LM 60216	18	\$27,841	\$24,625	\$21,141	\$12,263
ABT	240"	TP __ LM 60240	20	\$29,032	\$25,679	\$22,046	\$14,102

BOAT SHAPE CAN BE SUBSTITUTED AT NO EXTRA COST. USE BT IN MODEL # IN PLACE OF ABT

Notes : Our Deluxe and Standard edges are available 1-3/4" thickness • add 10 % to cost of table top  
 \*Consult Your Colecraft Representative regarding Price Reduction For Wood Tape  
 \*Edges WXBVL and LBVL • add 10 % to cost of table top  
 \*Edges WX3M • Subtract 10 % to cost of table top

# Metal Bases

AVAILABLE WITH \*T (TILT), \*F (FOLD), \*C (CASTERS). SEE PAGE 9 FOR DETAILS AND PRICING.

TUBULAR DOUBLE COLUMN BASE		DURACAST DOUBLE COLUMN BASE		A BASE		O BASE		U BASE		V BASE	
MODEL #	PRICE	MODEL #	PRICE	MODEL #	PRICE	MODEL #	PRICE	MODEL #	PRICE	MODEL #	PRICE
B3 T96 P2C40	\$1,779	B3 TDC P2C40	\$2,194	B3 ABS P2C60	\$4,536	B3 OBS P2C60	\$4,536	B3 UBS P2C60	\$4,536	B3 VBS P2C60	\$6,602
B3 T96 P2C40	\$1,779	B3 TDC P2C40	\$2,194	B3 ABS P2C60	\$4,536	B3 OBS P2C60	\$4,536	B3 UBS P2C60	\$4,536	B3 VBS P2C60	\$6,602
B4 T96 P2C40	\$2,355	B4 TDC P2C40	\$2,909	B4 ABS P2C60	\$6,033	B4 OBS P2C60	\$6,033	B4 UBS P2C60	\$6,033	B4 VBS P2C60	\$8,787
B4 T96 P2C40	\$2,355	B4 TDC P2C40	\$2,909	B4 ABS P2C60	\$6,033	B4 OBS P2C60	\$6,033	B4 UBS P2C60	\$6,033	B4 VBS P2C60	\$8,787
B5 T96 P2C40	\$2,931	B5 TDC P2C40	\$5,380	B5 ABS P2C60	\$7,527	B5 OBS P2C60	\$7,527	B5 UBS P2C60	\$7,527	B5 VBS P2C60	\$10,970

# Conference Table Tops

60" W  
288" L

3 PIECE TOP

	WOOD EDGE			LAMINATE/PVC EDGE							
	WKNF1 WBNS1 WDRD1 WRBV1 WBEV1 WTRD1	WBNS WDRD WRBV WBEV WTRD	WXWE* WXCR WXBV WXBD WXRD WXFL WXBVL*	SE* PVC  LBVL*	LENGTH	MODEL #	SEATS	DELUXE	PREMIUM	STANDARD	
<b>VENEER</b>											
	288"	TP RE VN 60288	24	\$36,660	\$32,994	\$28,962					
	288"	TP __ VN 60288	24	\$44,647	\$40,183	\$35,271					
<b>LAMINATE</b>											
	288"	TP RE LM 60288	24	\$30,893	\$27,324	\$23,458	\$12,973				
	288"	TP __ LM 60288	24	\$37,623	\$33,278	\$28,569	\$17,562				

BOAT SHAPE CAN BE SUBSTITUTED AT NO EXTRA COST. USE BT IN MODEL # IN PLACE OF ABT

Notes :  
 Laminate or Paint can be substituted for veneer on work surfaces at no extra charge •  
 Our Deluxe and Standard edges are available 1-3/4" thickness • add 10 % to cost of table top  
 \*Consult Your Colecraft Representative regarding Price Reduction For Wood Tape  
 \*Edges WXBVL, LBVL, SE • add 10 % to cost of table top  
 \*Edges WXWE • Subtract 10 % to cost of table top

# Wood Bases

WOOD BASES		WOOD, PAINTED OR LAMINATE* BASES Removable wire management access panel: add \$300 per base					
TRADITIONAL PANEL BASE	PANEL BASE	BOAT BASE	HEIGHT ADJUSTABLE	DRUM BASE	RECTANGULAR BASE		
MODEL #	MODEL #	MODEL #					
B4 TPN VN 30 \$12,075	B4 PAN VN 30 \$10,985	B4 BTB VN 30 \$20,440	B4 AH VN 30 \$36,015	B4 DRM VN 31 \$13,307	B4 CBB VN 30 \$14,585		
B4 TPN VN 30 \$12,075	B4 PAN VN 30 \$10,985	B4 BTB VN 30 \$20,440	B4 AH VN 30 \$36,015	B4 DRM VN 31 \$13,307	B4 CBB VN 30 \$14,585		
MODEL #	MODEL #	MODEL #	MODEL #	MODEL #	MODEL #		
B4 TPN VN 30 \$12,075 AVAILABLE IN VENEER ONLY	B4 PAN LM 30 \$8,788	B4 BTB LM 30 \$16,352	B4 AH LM 30 \$33,098	B4 DRM LM 31 \$10,646	B4 CBB LM 30 \$11,668		
B4 TPN VN 30 \$12,075 AVAILABLE IN VENEER ONLY	B4 PAN LM 30 \$8,788	B4 BTB LM 30 \$16,352	B4 AH LM 30 \$33,098	B4 DRM LM 31 \$10,646	B4 CBB LM 30 \$11,668		

# Conference Table Tops

60" W  
288" L

3 PIECE TOP

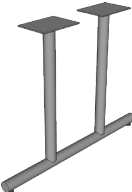





VENEER	LENGTH	MODEL #	SEATS	WOOD EDGE			LAMINATE/PVC EDGE
				DELUXE	PREMIUM	STANDARD	BASIC
RE	288"	TP RE VN 60288	24	\$36,660	\$32,994	\$28,962	
AE	288"	TP __ VN 60288	24	\$44,647	\$40,183	\$35,271	
RX							
ABT							
LAMINATE	LENGTH	MODEL #	SEATS	DELUXE	PREMIUM	STANDARD	BASIC
RE	288"	TP RE LM 60288	24	\$30,893	\$27,324	\$23,458	\$12,973
AE	288"	TP __ LM 60288	24	\$37,623	\$33,278	\$28,569	\$17,562
RX							
ABT							

BOAT SHAPE CAN BE SUBSTITUTED AT NO EXTRA COST. USE BT IN MODEL # IN PLACE OF ABT

Notes : Our Deluxe and Standard edges are available 1-3/4" thickness • add 10 % to cost of table top  
 \*Consult Your Colecraft Representative regarding Price Reduction For Wood Tape  
 \*Edges WXBVL and LBVL • add 10 % to cost of table top  
 \*Edges WX3M • Subtract 10 % to cost of table top

# Metal Bases

AVAILABLE WITH \*T (TILT), \*F (FOLD), \*C (CASTERS). SEE PAGE 9 FOR DETAILS AND PRICING.

TUBULAR DOUBLE COLUMN BASE	DURACAST DOUBLE COLUMN BASE	A BASE	O BASE	U BASE	V BASE
 *F *C	 *F *C				
MODEL #	MODEL #	MODEL #	MODEL #	MODEL #	MODEL #
B5 T96 P2C40 \$2,931	B5 TDC P2C40 \$5,380	B3 TPN VN 30 \$9,056	B5 OBS P2C60 \$7,527	B5 UBS P2C60 \$7,527	B5 VBS P2C60 \$10,970
B5 T96 P2C40 \$2,931	B5 TDC P2C40 \$5,380	B3 TPN VN 30 \$9,056	B5 OBS P2C60 \$7,527	B5 UBS P2C60 \$7,527	B5 VBS P2C60 \$10,970
MODEL #	MODEL #	MODEL #	MODEL #	MODEL #	MODEL #
B5 T96 P2C40 \$2,931	B5 TDC P2C40 \$5,380	B3 TPN VN 30 \$9,056	B5 OBS P2C60 \$7,527	B5 UBS P2C60 \$7,527	B5 VBS P2C60 \$10,970

# Square Table Tops

# Veneer

# Wood Bases

30" - 48"



1 PIECE TOP

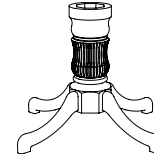
### WOOD EDGE

- |       |      |        |
|-------|------|--------|
| WKNF1 | WBNS | WXWE*  |
| WBNS1 | WDRD | WXCR   |
| WDRD1 | WRBV | WXBV   |
| WRBV1 | WBEV | WXBD   |
| WBEV1 | WTRD | WXRD   |
| WTRD1 |      | WXFL   |
|       |      | WXBVL* |

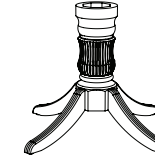
### LAMINATE/PVC EDGE

### WOOD BASES

#### QUEEN ANNE



#### DUNCAN PHYFE



	SIZE	MODEL#	SEATS	DELUXE	PREMIUM	STANDARD
30"	30"	TP SQ VN 3030	4	\$2,301	\$2,140	\$1,818
36"	36"	TP SQ VN 3636	4	\$3,043	\$2,830	\$2,404
42"	42"	TP SQ VN 4242	4	\$3,913	\$3,639	\$3,091
48"	48"	TP SQ VN 4848	4	\$4,239	\$3,943	\$3,349

MODEL #	MODEL #
B1 QANN WD 31    \$2,423	NOT AVAILABLE
B1 QANN WD 33    \$2,593	B1 PHYF WD 39    \$2,593
B1 QANN WD 35    \$2,655	B1 PHYF WD 41    \$2,655
B1 QANN WD 35    \$2,655	B1 PHYF WD 41    \$2,655


Notes : Laminate or Paint can be substituted for veneer on work surfaces at no extra charge •  
 Our Deluxe and Standard edges are available 1-3/4" thickness • add 10 % to cost of table top  
 \*Consult Your Colecraft Representative regarding Price Reduction For Wood Tape  
 \*Edges WXBVL, LBVL, SE • add 10 % to cost of table top  
 \*Edges WXWE • Subtract 10 % to cost of table top

# Square Table Tops

# Veneer

# Metal Bases

30" - 48"



WOOD EDGE

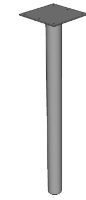
LAMINATE/PVC EDGE

AVAILABLE WITH \*T (TILT), \*F (FOLD), \*C (CASTERS). SEE PAGE 9 FOR DETAILS AND PRICING.

- |       |      |        |
|-------|------|--------|
| WKNF1 | WBNS | WXWE*  |
| WBNS1 | WDRD | WXCR   |
| WDRD1 | WRBV | WXBV   |
| WRBV1 | WBEV | WXBD   |
| WBEV1 | WTRD | WXRD   |
| WTRD1 |      | WXFL   |
|       |      | WXBVL* |

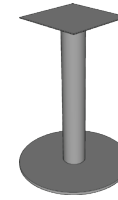
1 PIECE TOP

COLUMN BASE



\*C

DISC BASE



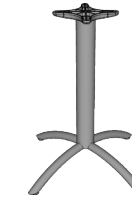
\*T

TUBULAR X BASE



\*T \*C

ARCHED X BASE



\*T \*C

DURACAST X BASE



\*C

DURACAST 4 COLUMN X BASE



\*C

	SIZE	MODEL#	SEATS	DELUXE	PREMIUM	STANDARD
30"	30"	TP SQ VN 3030	4	\$2,301	\$2,140	\$1,818
36"	36"	TP SQ VN 3636	4	\$3,043	\$2,830	\$2,404
42"	42"	TP SQ VN 4242	4	\$3,913	\$3,639	\$3,091
48"	48"	TP SQ VN 4848	4	\$4,239	\$3,943	\$3,349

MODEL #	MODEL #	MODEL #	MODEL #	MODEL #	MODEL #
B4 820 P \$839	B1 DSK P1C24 \$1,333	B1 X96 P1C32 \$868	B1 XAR P1C26 \$922	B1 XDC P1C26 \$764	NOT AVAILABLE
B4 820 P \$839	B1 DSK P1C32 \$2,118	B1 X96 P1C38 \$931	B1 XAR P1C32 \$976	B1 XDC P1C33 \$836	NOT AVAILABLE
B4 820 P \$839	NOT AVAILABLE	B1 X96 P1C38 \$931	B1 XAR P1C32 \$976	B1 XDC P1C33 \$836	NOT AVAILABLE
B4 820 P \$839	NOT AVAILABLE	B1 X96 P1C38 \$931	NOT AVAILABLE	NOT AVAILABLE	B1 XDC P4C38 \$1,495


Notes : Laminate or Paint can be substituted for veneer on work surfaces at no extra charge • Our Deluxe and Standard edges are available 1-3/4" thickness • add 10 % to cost of table top • Consult Your Colecraft Representative regarding Price Reduction For Wood Tape • Edges WXBVL, LBVL, SE • add 10 % to cost of table top • Edges WXWE • Subtract 10 % to cost of table top

# Square Table Tops

# Laminate

# Wood Bases

30" - 48"



1 PIECE TOP

### WOOD EDGE

- WKNF1
- WBNS1
- WDRD1
- WRBV1
- WBEV1
- WTRD1
- WBNS
- WDRD
- WRBV
- WBEV
- WTRD
- WXWE\*
- WXCR
- WXBV
- WXBD
- WXRD
- WXFL
- WXBVL\*

### LAMINATE/PVC EDGE

- SE\*
- PVC
- LBVL\*

### WOOD BASES

#### QUEEN ANNE



#### DUNCAN PHYFE



	SIZE	MODEL#	SEATS	DELUXE	PREMIUM	STANDARD	BASIC
30"	30"	TP SQ LM 3030	4	\$1,939	\$1,772	\$1,472	\$762
36"	36"	TP SQ LM 3636	4	\$2,564	\$2,344	\$1,947	\$1,082
42"	42"	TP SQ LM 4242	4	\$3,297	\$3,013	\$2,504	\$1,258
48"	48"	TP SQ LM 4848	4	\$3,572	\$3,265	\$2,713	\$1,397

MODEL #	PRICE	MODEL #	PRICE
B1 QANN WD 31	\$2,423	NOT AVAILABLE	
B1 QANN WD 33	\$2,593	B1 PHYF WD 39	\$2,593
B1 QANN WD 35	\$2,655	B1 PHYF WD 41	\$2,655
B1 QANN WD 35	\$2,655	B1 PHYF WD 41	\$2,655


Notes : Laminate or Paint can be substituted for veneer on work surfaces at no extra charge •  
 Our Deluxe and Standard edges are available 1-3/4" thickness • add 10 % to cost of table top  
 \*Consult Your Colecraft Representative regarding Price Reduction For Wood Tape  
 \*Edges WXBVL, LBVL, SE • add 10 % to cost of table top  
 \*Edges WXWE • Subtract 10 % to cost of table top

# Square Table Tops

# Laminate

# Metal Bases

30" - 48"



1 PIECE TOP

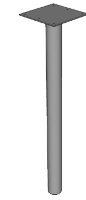
WOOD EDGE

LAMINATE/PVC EDGE

- |       |      |        |       |
|-------|------|--------|-------|
| WKNF1 | WBNS | WXWE*  | SE*   |
| WBNS1 | WDRD | WXCR   | PVC   |
| WDRD1 | WRBV | WXBV   |       |
| WRBV1 | WBEV | WXBD   |       |
| WBEV1 | WTRD | WXRD   |       |
| WTRD1 |      | WXFL   |       |
|       |      | WXBVL* | LBVL* |

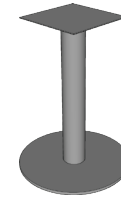
AVAILABLE WITH \*T (TILT), \*F (FOLD), \*C (CASTERS). SEE PAGE 9 FOR DETAILS AND PRICING.

COLUMN BASE



\*C

DISC BASE



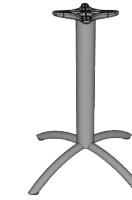
\*T

TUBULAR X BASE



\*T \*C

ARCHED X BASE



\*T \*C

DURACAST X BASE



\*C

DURACAST 4 COLUMN X BASE



\*C

	SIZE	MODEL#	SEATS	DELUXE	PREMIUM	STANDARD	BASIC
30"	30"	TP SQ LM 3030	4	\$1,939	\$1,772	\$1,472	\$762
36"	36"	TP SQ LM 3636	4	\$2,564	\$2,344	\$1,947	\$1,082
42"	42"	TP SQ LM 4242	4	\$3,297	\$3,013	\$2,504	\$1,258
48"	48"	TP SQ LM 4848	4	\$3,572	\$3,265	\$2,713	\$1,397

MODEL #	MODEL #	MODEL #	MODEL #	MODEL #	MODEL #
B4 820 P \$839	B1 DSK P1C24 \$1,333	B1 X96 P1C32 \$868	B1 XAR P1C26 \$922	B1 XDC P1C26 \$764	NOT AVAILABLE
B4 820 P \$839	B1 DSK P1C32 \$2,118	B1 X96 P1C38 \$931	B1 XAR P1C32 \$976	B1 XDC P1C33 \$836	NOT AVAILABLE
B4 820 P \$839	NOT AVAILABLE	B1 X96 P1C38 \$931	B1 XAR P1C32 \$976	B1 XDC P1C33 \$836	NOT AVAILABLE
B4 820 P \$839	NOT AVAILABLE	B1 X96 P1C38 \$931	NOT AVAILABLE	NOT AVAILABLE	B1 XDC P4C38 \$1,526


Notes : Laminate or Paint can be substituted for veneer on work surfaces at no extra charge • Our Deluxe and Standard edges are available 1-3/4" thickness • add 10 % to cost of table top • Consult Your Colecraft Representative regarding Price Reduction For Wood Tape • Edges WXBVL, LBVL, SE • add 10 % to cost of table top • Edges WXWE • Subtract 10 % to cost of table top

# Round Table Tops

# Veneer

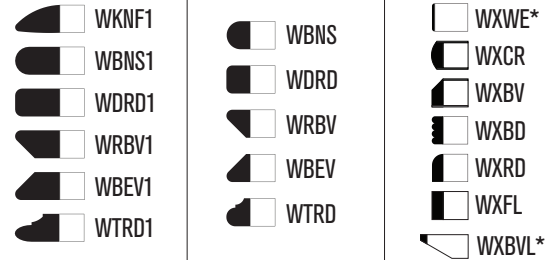
# Wood Bases

30" - 48"  
Diameter



1 PIECE TOP

WOOD EDGE

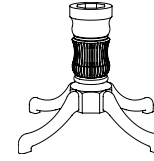


LAMINATE/PVC EDGE

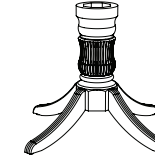
WOOD BASES

WOOD, PAINTED OR LAMINATE\* BASES  
Removable wire management access panel: add \$300 per base


QUEEN ANNE



DUNCAN PHYFE



DRUM BASE



	SIZE	MODEL#	SEATS	DELUXE	PREMIUM	STANDARD
30"	30"	TP RD VN 30	3	\$2,602	\$2,420	\$2,056
36"	36"	TP RD VN 36	4	\$3,443	\$3,202	\$2,720
42"	42"	TP RD VN 42	4	\$4,422	\$4,113	\$3,493
48"	48"	TP RD VN 48	5	\$4,795	\$4,459	\$3,788
54"	54"	TP RD VN 54	5	\$5,772	\$5,368	\$4,560
60"	60"	TP RD VN 60	6	\$6,148	\$5,718	\$4,857

MODEL #	MODEL #	MODEL #
B1 QANN WD 31 \$2,423	NOT AVAILABLE	NOT AVAILABLE
B1 QANN WD 31 \$2,423	B1 PHYF WD 37 \$2,423	NOT AVAILABLE
B1 QANN WD 33 \$2,593	B1 PHYF WD 37 \$2,423	NOT AVAILABLE
B1 QANN WD 33 \$2,593	B1 PHYF WD 39 \$2,593	B1 DRM VN 24 \$2,967
B1 QANN WD 35 \$2,655	B1 PHYF WD 41 \$2,655	B1 DRM VN 31 \$3,327
NOT AVAILABLE	B1 PHYF WD 41 \$2,655	B1 DRM VN 31 \$3,327


Notes :  
Laminate or Paint can be substituted for veneer on work surfaces at no extra charge •  
Our Deluxe and Standard edges are available 1-3/4" thickness • add 10 % to cost of table top  
\*Consult Your Colecraft Representative regarding Price Reduction For Wood Tape  
\*Edges WXBVL, LBVL, SE • add 10 % to cost of table top  
\*Edges WXWE • Subtract 10 % to cost of table top

# Round Table Tops

# Veneer

# Metal Bases

30" - 48"  
Diameter

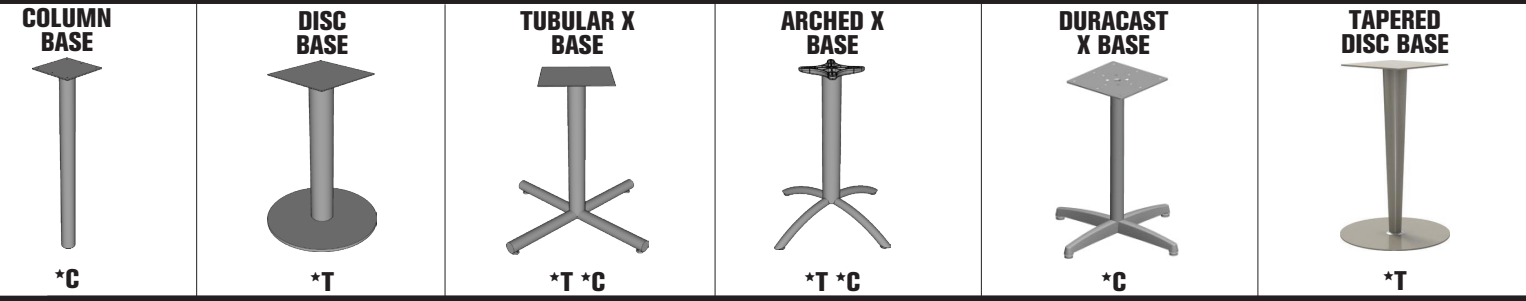


WOOD EDGE

LAMINATE/PVC EDGE

AVAILABLE WITH \*T (TILT), \*F (FOLD), \*C (CASTERS). SEE PAGE 9 FOR DETAILS AND PRICING.

- |       |      |        |
|-------|------|--------|
| WKNF1 | WBNS | WXWE*  |
| WBNS1 | WDRD | WXCR   |
| WDRD1 | WRBV | WXBV   |
| WRBV1 | WBEV | WXBD   |
| WBEV1 | WTRD | WXRD   |
| WTRD1 |      | WXFL   |
|       |      | WXBVL* |



	SIZE	MODEL#	SEATS	DELUXE	PREMIUM	STANDARD
30" - 48" Diameter	30"	TP RD VN 30	3	\$2,602	\$2,420	\$2,056
	36"	TP RD VN 36	4	\$3,443	\$3,202	\$2,720
	42"	TP RD VN 42	4	\$4,422	\$4,113	\$3,493
	48"	TP RD VN 48	5	\$4,795	\$4,459	\$3,788

MODEL #	MODEL #	MODEL #	MODEL #	MODEL #	MODEL #
B4 820 P \$839	B1 DSK P1C18 \$1,166	B1 X96 P1C22 \$780	B1 XAR P1C26 \$922	B1 XDC P1C26 \$764	B1 TPB P1C18 \$1,589
B4 820 P \$839	B1 DSK P1C18 \$1,166	B1 X96 P1C32 \$868	B1 XAR P1C26 \$922	B1 XDC P1C33 \$836	B1 TPB P1C24 \$1,679
B4 820 P \$839	B1 DSK P1C24 \$1,333	B1 X96 P1C32 \$868	B1 XAR P1C32 \$976	B1 XDC P1C33 \$836	B1 TPB P1C24 \$1,679
B4 820 P \$839	B1 DSK P1C32 \$2,118	B1 X96 P1C38 \$931	NOT AVAILABLE	B1 XDC P1C38 \$906	NOT AVAILABLE


Notes :  
 Laminate or Paint can be substituted for veneer on work surfaces at no extra charge •  
 Our Deluxe and Standard edges are available 1-3/4" thickness • add 10 % to cost of table top  
 \*Consult Your Colecraft Representative regarding Price Reduction For Wood Tape  
 \*Edges WXBVL, LBVL, SE • add 10 % to cost of table top  
 \*Edges WXWE • Subtract 10 % to cost of table top

# Round Table Tops

# Veneer

# Wood Bases

54" - 96"  
Diameter



WOOD EDGE


- |       |      |        |
|-------|------|--------|
| WKNF1 | WBNS | WXWE*  |
| WBNS1 | WDRD | WXCR   |
| WDRD1 | WRBV | WXBV   |
| WRBV1 | WBEV | WXBD   |
| WBEV1 | WTRD | WXRD   |
| WTRD1 |      | WXFL   |
|       |      | WXBVL* |

LAMINATE/PVC EDGE


WOOD, PAINTED OR LAMINATE\* BASES  
Removable wire management access panel: add \$300 per base

AVAILABLE WITH \*T (TILT), \*F (FOLD), \*C (CASTERS). SEE PAGE 9 FOR DETAILS AND PRICING.

DRUM  
BASE



TUBULAR 4  
COLUMN X BASE



\*C

DURACAST 4  
COLUMN X BASE



\*C

1 PIECE TOP	SIZE	MODEL#	SEATS	DELUXE	PREMIUM	STANDARD
54"	54"	TP RD VN 54	5	\$5,772	\$4,880	\$4,560
60"	60"	TP RD VN 60	6	\$6,148	\$5,198	\$4,857
2 PIECE TOP	72"	TP RD VN 72	7	\$11,496	\$9,720	\$9,082
84"	84"	TP RD VN 84	8	\$12,362	\$10,451	\$9,766
96"	96"	TP RD VN 96	9	\$13,801	\$11,669	\$10,903

MODEL #	PRICE	MODEL #	PRICE	MODEL #	PRICE
B1 DRM VN 31	\$3,327	B1 X96 P4C38	\$1,354	B1 XDC P4C38	\$1,570
B1 DRM VN 31	\$3,327	B1 X96 P4C38	\$1,354	B1 XDC P4C38	\$1,570
B1 DRM VN 37	\$4,243	NOT AVAILABLE		NOT AVAILABLE	
B1 DRM VN 37	\$4,243	NOT AVAILABLE		NOT AVAILABLE	
B1 DRM VN 49	\$5,363	NOT AVAILABLE		NOT AVAILABLE	


Notes :  
Laminate or Paint can be substituted for veneer on work surfaces at no extra charge •  
Our Deluxe and Standard edges are available 1-3/4" thickness • add 10 % to cost of table top  
\*Consult Your Colecraft Representative regarding Price Reduction For Wood Tape  
\*Edges WXBVL, LBVL, SE • add 10 % to cost of table top  
\*Edges WXWE • Subtract 10 % to cost of table top

# Round Table Tops

# Laminate

# Wood Bases

30" - 48"  
Diameter



1 PIECE TOP

### WOOD EDGE

- WKNF1
- WBNS1
- WDRD1
- WRBV1
- WBEV1
- WTRD1
- WBNS
- WDRD
- WRBV
- WBEV
- WTRD
- WXWE\*
- WXCR
- WXBV
- WXBD
- WXRD
- WXFL
- WXBVL\*

### LAMINATE/PVC EDGE

- SE\*
- PVC
- LBVL\*

### WOOD BASES

#### QUEEN ANNE



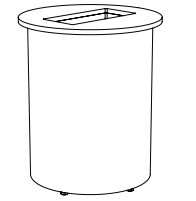
AVAILABLE IN WOOD ONLY

#### DUNCAN PHYFE



AVAILABLE IN WOOD ONLY

#### DRUM BASE



WOOD, PAINTED OR LAMINATE\* BASES  
Removable wire management access panel: add \$300 per base

	SIZE	MODEL#	SEATS	DELUXE	PREMIUM	STANDARD	BASIC
30"	30"	TP RD LM 30	3	\$2,193	\$2,004	\$1,665	\$856
36"	36"	TP RD LM 36	4	\$2,901	\$2,652	\$2,203	\$1,222
42"	42"	TP RD LM 42	4	\$3,726	\$3,406	\$2,830	\$1,510
48"	48"	TP RD LM 48	5	\$4,040	\$3,693	\$3,068	\$1,656
54"	54"	TP RD LM 54	5	\$4,864	\$4,446	\$3,693	\$2,269
60"	60"	TP RD LM 60	6	\$5,181	\$4,735	\$3,934	\$2,557

MODEL #	PRICE	MODEL #	PRICE	MODEL #	PRICE
B1 QANN WD 31	\$2,423	NOT AVAILABLE		NOT AVAILABLE	
B1 QANN WD 31	\$2,423	B1 PHYF WD 37	\$2,423	NOT AVAILABLE	
B1 QANN WD 33	\$2,593	B1 PHYF WD 37	\$2,423	NOT AVAILABLE	
B1 QANN WD 33	\$2,593	B1 PHYF WD 39	\$2,593	B1 DRM LM 24	\$2,374
B1 QANN WD 35	\$2,655	B1 PHYF WD 41	\$2,655	B1 DRM LM 31	\$2,661
		B1 PHYF WD 41	\$2,655	B1 DRM LM 31	\$2,661


Notes : Laminate or Paint can be substituted for veneer on work surfaces at no extra charge •  
Our Deluxe and Standard edges are available 1-3/4" thickness • add 10 % to cost of table top  
\*Consult Your Colecraft Representative regarding Price Reduction For Wood Tape  
\*Edges WXBVL, LBVL, SE • add 10 % to cost of table top  
\*Edges WXWE • Subtract 10 % to cost of table top

# Round Table Tops

# Laminate

# Metal Bases

30" - 48"  
Diameter



WOOD EDGE

LAMINATE/PVC EDGE

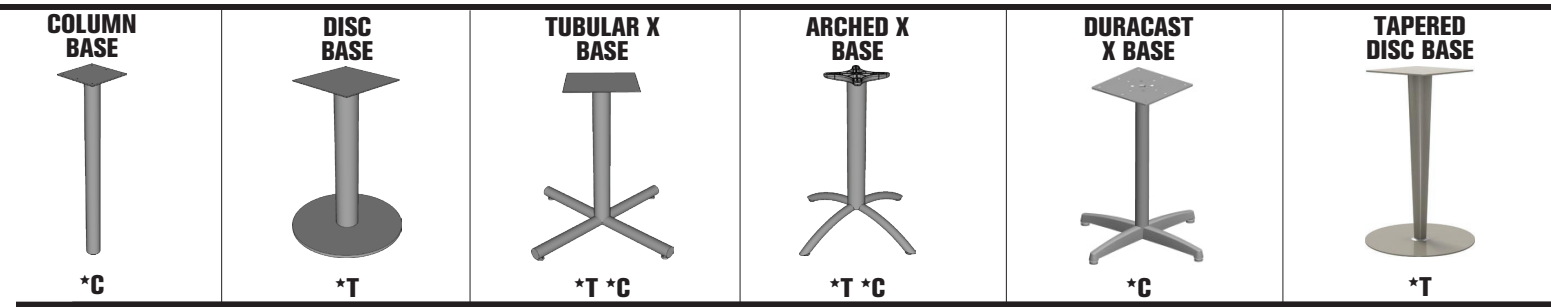
AVAILABLE WITH \*T (TILT), \*F (FOLD), \*C (CASTERS). SEE PAGE 9 FOR DETAILS AND PRICING.

- WKNF1
- WBNS1
- WDRD1
- WRBV1
- WBEV1
- WTRD1
- WBNS
- WDRD
- WRBV
- WBEV
- WTRD
- WXWE\*
- WXCR
- WXBV
- WXBD
- WXRD
- WXFL
- WXBVL\*

- SE\*
- PVC
- LBVL\*

1 PIECE TOP

	SIZE	MODEL#	SEATS	DELUXE	PREMIUM	STANDARD	BASIC
30"	30"	TP RD LM 30	3	\$2,193	\$2,004	\$1,665	\$856
36"	36"	TP RD LM 36	4	\$2,901	\$2,652	\$2,203	\$1,222
42"	42"	TP RD LM 42	4	\$3,726	\$3,406	\$2,830	\$1,510
48"	48"	TP RD LM 48	5	\$4,040	\$3,693	\$3,068	\$1,656



MODEL #	MODEL #	MODEL #	MODEL #	MODEL #	MODEL #
B4 820 P \$839	B1 DSK P1C18 \$1,166	B1 X96 P1C22 \$780	B1 XAR P1C26 \$922	B1 XDC P1C26 \$764	B1 TPB P1C18 \$1,589
B4 820 P \$839	B1 DSK P1C18 \$1,166	B1 X96 P1C32 \$868	B1 XAR P1C26 \$922	B1 XDC P1C33 \$836	B1 TPB P1C24 \$1,679
B4 820 P \$839	B1 DSK P1C24 \$1,333	B1 X96 P1C32 \$868	B1 XAR P1C32 \$976	B1 XDC P1C33 \$836	B1 TPB P1C24 \$1,679
B4 820 P \$839	B1 DSK P1C32 \$2,118	B1 X96 P1C38 \$931	NOT AVAILABLE	B1 XDC P1C38 \$906	NOT AVAILABLE


Notes : Laminate or Paint can be substituted for veneer on work surfaces at no extra charge • Our Deluxe and Standard edges are available 1-3/4" thickness • add 10 % to cost of table top • Consult Your Colecraft Representative regarding Price Reduction For Wood Tape • Edges WXBVL, LBVL, SE • add 10 % to cost of table top • Edges WXWE • Subtract 10 % to cost of table top

# Round Table Tops

# Laminate

# Wood Bases

54" - 96"  
Diameter



WOOD EDGE

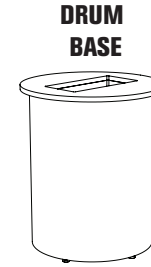
- WKNF1
- WBNS1
- WDRD1
- WRBV1
- WBEV1
- WTRD1
- WBNS
- WDRD
- WRBV
- WBEV
- WTRD
- WXWE\*
- WXCR
- WXBV
- WXBD
- WXRD
- WXFL
- WXBVL\*

LAMINATE/PVC EDGE

- SE\*
- PVC
- LBVL\*

WOOD, PAINTED OR LAMINATE\* BASES

Removable wire management access panel: add \$300 per base



AVAILABLE WITH \*T (TILT), \*F (FOLD), \*C (CASTERS). SEE PAGE 9 FOR DETAILS AND PRICING.



\*C



\*C

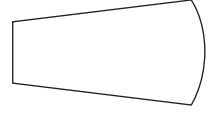
1 PIECE TOP	SIZE	MODEL#	SEATS	DELUXE	PREMIUM	STANDARD	BASIC
54"	54"	TP RD LM 54	5	\$4,729	\$4,322	\$3,591	\$2,206
60"	60"	TP RD LM 60	6	\$5,037	\$4,604	\$3,825	\$2,486
2 PIECE TOP	72"	TP RD LM 72	7	\$9,419	\$8,608	\$7,152	\$3,674
84"	84"	TP RD LM 84	8	\$10,127	\$9,256	\$7,690	\$4,408
96"	96"	TP RD LM 96	9	\$11,307	\$10,334	\$8,586	\$4,925

MODEL #	PRICE	MODEL #	PRICE	MODEL #	PRICE
B1 DRM LM 31	\$2,587	B1 X96 P4C38	\$1,316	B1 XDC P4C38	\$1,526
B1 DRM LM 31	\$2,587	B1 X96 P4C38	\$1,316	B1 XDC P4C38	\$1,526
B1 DRM LM 37	\$3,300	NOT AVAILABLE		NOT AVAILABLE	
B1 DRM LM 37	\$3,300	NOT AVAILABLE		NOT AVAILABLE	
B1 DRM LM 49	\$4,171	NOT AVAILABLE		NOT AVAILABLE	

Notes : Laminate or Paint can be substituted for veneer on work surfaces at no extra charge • Our Deluxe and Standard edges are available 1-3/4" thickness • add 10 % to cost of table top • Consult Your Colecraft Representative regarding Price Reduction For Wood Tape • Edges WXBVL, LBVL, SE • add 10 % to cost of table top • Edges WXWE • Subtract 10 % to cost of table top

# View Conference Tables with Panel Bases Veneer

**60" W**  
**96" - 288" L**



**PRICE INCLUDES PANEL BASES**  
ADD \$300 FOR WIRE ACCESS PANEL  
96"- 120" = 1 PIECE TOP • 144"- 240" = 2 PIECE TOP • 288" = 3 PIECE TOP

**WOOD EDGE**

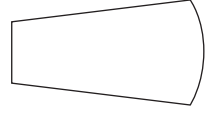
- WKNF1
- WBNS1
- WDRD1
- WRBV1
- WBEV1
- WTRD1
- WBNS
- WDRD
- WRBV
- WBEV
- WTRD
- WXWE\*
- WXCR
- WXBV
- WXBD
- WXRD
- WXFL
- WXBVL\*

	SIZE	MODEL #	SEATS	DELUXE	PREMIUM	STANDARD
<b>96" L</b>	30-60" X 96"	WCT VN 6096	7	\$16,658	\$15,542	\$14,313
<b>120" L</b>	30-60" X 120"	WCT VN 60120	9	\$19,536	\$18,133	\$16,588
<b>144" L</b>	30-60" X 144"	WCT VN 60144	11	\$26,115	\$24,327	\$22,362
<b>168" L</b>	30-60" X 168"	WCT VN 60168	11	\$33,275	\$30,772	\$27,353
<b>192" L</b>	30-60" X 192"	WCT VN 60192	13	\$37,079	\$34,373	\$31,178
<b>216" L</b>	30-60" X 216"	WCT VN 60216	15	\$41,108	\$37,972	\$34,338
<b>240" L</b>	30-60" X 240"	WCT VN 60240	17	\$42,691	\$39,078	\$35,288
<b>288" L</b>	30-60" X 288"	WCT VN 60288	19	\$55,634	\$51,168	\$46,257

Notes : Laminate or Paint can be substituted for veneer on work surfaces at no extra charge • Our Deluxe and Standard edges are available 1-3/4" thickness • add 10 % to cost of table top  
\*Consult Your Colecraft Representative regarding Price Reduction For Wood Tape  
\*Edges WXBVL, LBVL, SE • add 10 % to cost of table top  
\*Edges WXWE • Subtract 10 % to cost of table top

# View Conference Tables with Panel Bases Laminate

**60" W**  
**96" - 288" L**



**PRICE INCLUDES PANEL BASES**  
ADD \$300 FOR WIRE ACCESS PANEL  
96"- 120" = 1 PIECE TOP • 144"- 240" = 2 PIECE TOP • 288" = 3 PIECE TOP

**WOOD EDGE**

- WKNF1
- WBNS1
- WDRD1
- WRBV1
- WBEV1
- WTRD1
- WBNS
- WDRD
- WRBV
- WBEV
- WTRD
- WXWE\*
- WXCR
- WXBV
- WXBD
- WXRD
- WXFL
- WXBVL\*

**LAMINATE/PVC EDGE**

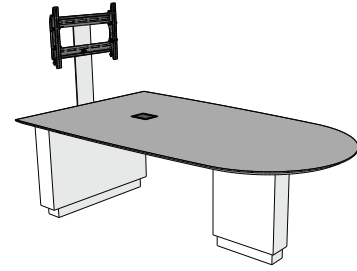
- SE\*
- PVC
- LBVL\*

	SIZE	MODEL #	SEATS	DELUXE	PREMIUM	STANDARD	BASIC
<b>96" L</b>	30-60" X 96"	WCT LM 6096	7	\$13,326	\$12,434	\$11,450	\$8,860
<b>120" L</b>	30-60" X 120"	WCT LM 60120	9	\$15,629	\$14,506	\$13,270	\$10,061
<b>144" L</b>	30-60" X 144"	WCT LM 60144	11	\$20,892	\$19,461	\$17,889	\$13,172
<b>168" L</b>	30-60" X 168"	WCT LM 60168	11	\$26,620	\$24,617	\$21,882	\$15,776
<b>192" L</b>	30-60" X 192"	WCT LM 60192	13	\$29,663	\$27,498	\$24,942	\$17,218
<b>216" L</b>	30-60" X 216"	WCT LM 60216	15	\$32,887	\$30,378	\$27,470	\$18,852
<b>240" L</b>	30-60" X 240"	WCT LM 60240	17	\$34,153	\$31,262	\$28,230	\$20,692
<b>288" L</b>	30-60" X 288"	WCT LM 60288	19	\$44,507	\$40,934	\$37,005	\$26,349

Notes : Laminate or Paint can be substituted for veneer on work surfaces at no extra charge • Our Deluxe and Standard edges are available 1-3/4" thickness • add 10 % to cost of table top  
\*Consult Your Colecraft Representative regarding Price Reduction For Wood Tape  
\*Edges WXBVL, LBVL, SE • add 10 % to cost of table top  
\*Edges WXWE • Subtract 10 % to cost of table top

# Collaboration Table Tops

48" - 60" W  
72" - 96" L



1 PIECE TOP

				WOOD EDGE			LAMINATE/PVC EDGE	ADD ONS
				WKNF1 WBNS1 WDRD1 WRBV1 WBEV1 WTRD1	WBNS WDRD WRBV WBEV WTRD	WX3M* WXCR WXBV WXBD WXRD WXFL WXBVL*	SE TMFL TMCR 3MFL LBVL*	Integrated Flat Panel Display Mount  Multiply price by number of monitors
1 PIECE TOP	SIZE	MODEL#	SEATS	DELUXE	PREMIUM	STANDARD	BASIC	
	48 X 72	CS BT VN 4872	4	\$7,327	\$6,596	\$5,788		
	48 X 96	CS BT VN 4896	4	\$11,405	\$10,264	\$9,010		
	60 X 72	CS BT VN 6072	4	\$9,808	\$8,812	\$7,735		
	60 X 96	CS BT VN 6096	4	\$14,519	\$13,068	\$11,470		
	48 X 72	CS RX VN 4872	4	\$7,327	\$6,596	\$5,788		
	48 X 96	CS RX VN 4896	4	\$11,405	\$10,264	\$9,010		
	60 X 72	CS RX VN 6072	4	\$9,808	\$8,812	\$7,735		
	60 X 96	CS RX VN 6096	4	\$14,519	\$13,068	\$11,470		
	48 X 72	CS BT LM 4872	4	\$6,175	\$5,461	\$4,688	\$2,787	
	48 X 96	CS BT LM 4896	4	\$9,610	\$8,500	\$7,298	\$4,372	
	60 X 72	CS BT LM 6072	4	\$8,267	\$7,296	\$6,265	\$3,605	
	60 X 96	CS BT LM 6096	4	\$12,236	\$10,822	\$9,291	\$5,313	
	48 X 72	CS RX LM 4872	4	\$6,175	\$5,461	\$4,688	\$2,787	
	48 X 96	CS RX LM 4896	4	\$9,610	\$8,500	\$7,298	\$4,372	
	60 X 72	CS RX LM 6072	4	\$8,267	\$7,296	\$6,265	\$3,605	
	60 X 96	CS RX LM 6096	4	\$12,236	\$10,822	\$9,291	\$5,313	

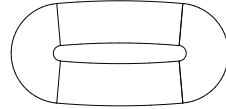
# Collaboration Bases

29" Fixed Height Base		42" Fixed Height Base		Height Adjustable		ADD ONS	
						Integrated Flat Panel Display Mount  Multiply price by number of monitors	
MODEL #	PRICE	MODEL #	PRICE	MODEL #	PRICE	MODEL #	PRICE
CS FH VN 302129	\$6,145	CS FH VN 302142	\$7,054	CS AH VN 3021	\$14,990	CS TV MNT	\$795
CS FH VN 302129	\$6,145	CS FH VN 302142	\$7,054	CS AH VN 3021	\$14,990	CS TV MNT	\$795
CS FH VN 362129	\$6,701	CS FH VN 362142	\$7,691	CS AH VN 3621	\$16,470	CS TV MNT	\$795
CS FH VN 362129	\$6,701	CS FH VN 362142	\$7,691	CS AH VN 3621	\$16,470	CS TV MNT	\$795
CS FH VN 302129	\$6,145	CS FH VN 302142	\$7,054	CS AH VN 3021	\$14,990	CS TV MNT	\$795
CS FH VN 302129	\$6,145	CS FH VN 302142	\$7,054	CS AH VN 3021	\$14,990	CS TV MNT	\$795
CS FH VN 362129	\$6,701	CS FH VN 362142	\$7,691	CS AH VN 3621	\$16,470	CS TV MNT	\$795
CS FH VN 362129	\$6,701	CS FH VN 362142	\$7,691	CS AH VN 3621	\$16,470	CS TV MNT	\$795
CS FH LM 302129	\$4,916	CS FH LM 302142	\$5,643	CS AH LM 3021	\$13,799	CS TV MNT	\$795
CS FH LM 302129	\$4,916	CS FH LM 302142	\$5,643	CS AH LM 3021	\$13,799	CS TV MNT	\$795
CS FH LM 362129	\$5,361	CS FH LM 362142	\$6,184	CS AH LM 3621	\$14,669	CS TV MNT	\$795
CS FH LM 362129	\$5,361	CS FH LM 362142	\$6,184	CS AH LM 3621	\$14,669	CS TV MNT	\$795
CS FH LM 302129	\$4,916	CS FH LM 302142	\$5,643	CS AH LM 3021	\$13,799	CS TV MNT	\$795
CS FH LM 302129	\$4,916	CS FH LM 302142	\$5,643	CS AH LM 3021	\$13,799	CS TV MNT	\$795
CS FH LM 362129	\$5,361	CS FH LM 362142	\$6,184	CS AH LM 3621	\$14,669	CS TV MNT	\$795
CS FH LM 362129	\$5,361	CS FH LM 362142	\$6,184	CS AH LM 3621	\$14,669	CS TV MNT	\$795

Notes : Our Deluxe and Standard edges are available 1-3/4" thickness • add 10 % to cost of table top  
\*Consult Your Colecraft Representative regarding Price Reduction For Wood Tape  
\*Edges WXBVL and LBVL • add 10 % to cost of table top  
\*Edges WX3M • Subtract 10 % to cost of table top

# Configurable Training Tables

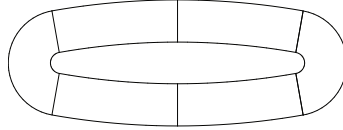
CT-60



124" X 60"  
Laminate Top with 3MFL  
Tubular Arched Base  
(2) 72" X 24" CT SECT 2472 Sections  
(2) CT-A 60 End Caps

SIZE	MODEL #	SEATS	PRICE
124" X 60"	CT 60	10	\$16,572

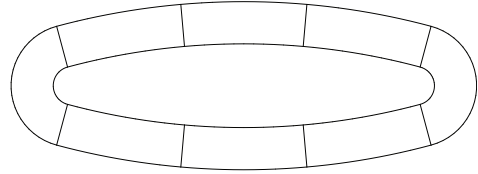
CT-72



193" X 72"  
Laminate Top with 3MFL  
Tubular Arched Base  
(4) 72" X 24" CT SECT 2472 Sections  
(2) CT-B 72 End Caps

SIZE	MODEL #	SEATS	PRICE
193" X 72"	CT 72	16	\$24,133

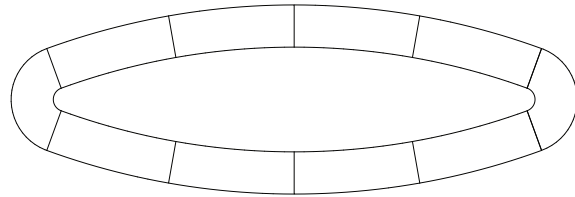
CT-96



266" X 96"  
Laminate Top with 3MFL  
Tubular Arched Base  
(6) 72" X 24" CT SECT 2472 Sections  
(2) CT-C 96 End Caps

SIZE	MODEL #	SEATS	PRICE
266" X 96"	CT 96	22	\$31,695

CT-108




323" X 108"  
Laminate Top with 3MFL  
Tubular Arched Base  
(8) 72" X 24" CT SECT 2472 Sections  
(2) CT-D 108 End Caps

SIZE	MODEL #	SEATS	PRICE
323" X 108"	CT 108	26	\$39,256

## Separate Pieces

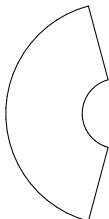
CT SECT 2472



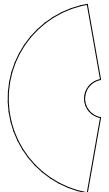
CT-D 108



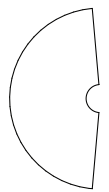
CT-C 96



CT-B 72



CT-A 60



MODEL #	PRICE
CT SECT 2472	\$3,781
CT-A 60	\$4,506
CT-B 72	\$4,506
CT-C 96	\$4,506
CT-D 108	\$4,506

# Training Table Tops

# Veneer

# Metal Bases

20"- 42" W  
60" - 120" L

WOOD EDGE

LAMINATE/PVC EDGE

AVAILABLE WITH \*T (TILT), \*F (FOLD), \*C (CASTERS). SEE PAGE 9 FOR DETAILS AND PRICING.

WKNF1    WBNS    WXWE\*    SE\*  
 WBNS1    WDRD    WXCR    PVC  
 WDRD1    WRBV    WXBV  
 WRBV1    WBEV    WXBD  
 WBEV1    WTRD    WXRD  
 WTRD1    WXFL  
 WXBVL\*    LBVL\*

1 PIECE TOP

COLUMN BASE \*C  
 H FRAME BASE \*C  
 TUBULAR T BASE \*T \*F \*C  
 ARCHED SINGLE AND DOUBLE BASE \*C  
 DURACAST T BASE \*T \*F \*C

	SIZE	MODEL #	SEATS	DELUXE	PREMIUM	STANDARD	BASIC
<b>20" W</b>	20 X 36	TP RE VN 2036	1	\$1,920	\$1,785	\$1,517	
	20 X 48	TP RE VN 2048	2	\$2,259	\$2,101	\$1,785	
	20 X 60	TP RE VN 2060	2	\$2,679	\$2,492	\$2,117	
	20 X 72	TP RE VN 2072	2	\$3,100	\$2,883	\$2,449	
	20 X 84	TP RE VN 2084	3	\$3,535	\$3,288	\$2,793	
	20 X 96	TP RE VN 2096	3	\$3,939	\$3,663	\$3,112	
<b>24" W</b>	24 X 36	TP RE VN 2436	1	\$2,095	\$1,948	\$1,655	
	24 X 48	TP RE VN 2448	2	\$2,508	\$2,331	\$1,981	
	24 X 60	TP RE VN 2460	2	\$2,921	\$2,717	\$2,308	
	24 X 72	TP RE VN 2472	2	\$3,377	\$3,140	\$2,667	
	24 X 84	TP RE VN 2484	3	\$3,850	\$3,581	\$3,042	
	24 X 96	TP RE VN 2496	3	\$4,289	\$3,989	\$3,389	
	24 X 120	TP RE VN 24120	4	\$4,728	\$4,398	\$3,736	
<b>30" W</b>	30 X 48	TP RE VN 3048	4	\$2,772	\$2,578	\$2,190	
	30 X 60	TP RE VN 3060	6	\$3,281	\$3,051	\$2,592	
	30 X 72	TP RE VN 3072	6	\$3,791	\$3,526	\$2,995	
	30 X 84	TP RE VN 3084	8	\$4,328	\$4,025	\$3,419	
	30 X 96	TP RE VN 3096	8	\$4,813	\$4,476	\$3,802	
	30 X 120	TP RE VN 30120	10	\$5,835	\$5,426	\$4,609	
<b>36" W</b>	36 X 48	TP RE VN 3648	4	\$3,117	\$2,898	\$2,462	
	36 X 60	TP RE VN 3660	6	\$3,692	\$3,433	\$2,917	
	36 X 72	TP RE VN 3672	6	\$3,946	\$3,670	\$3,118	
	36 X 84	TP RE VN 3684	8	\$4,265	\$3,967	\$3,370	
	36 X 96	TP RE VN 3696	8	\$5,418	\$5,039	\$4,280	
	36 X 120	TP RE VN 36120	10	\$6,569	\$6,109	\$5,189	
<b>42" W</b>	42 x 60	TP RE VN 4260	6	\$3,862	\$3,476	\$3,051	
	42 x 72	TP RE VN 4272	6	\$4,634	\$4,171	\$3,661	
	42 x 84	TP RE VN 4284	8	\$5,406	\$4,866	\$4,271	
	42 x 96	TP RE VN 4296	8	\$6,179	\$5,561	\$4,881	
	42 x 120	TP RE VN 42120	10	\$7,723	\$6,951	\$6,101	

MODEL #		MODEL #		MODEL #		MODEL #		MODEL #	
B4 820 P	\$839	NOT AVAILABLE		B2 T96 P1C18	\$834	B2 TAR P1C16	\$876	B2 TDC P1C16	\$889
B4 820 P	\$839	NOT AVAILABLE		B2 T96 P1C18	\$834	B2 TAR P1C16	\$876	B2 TDC P1C16	\$889
B4 820 P	\$839	NOT AVAILABLE		B2 T96 P1C18	\$834	B2 TAR P1C16	\$876	B2 TDC P1C16	\$889
B4 820 P VB	\$1,201	NOT AVAILABLE		B2 T96 P1C18	\$834	B2 TAR P1C16	\$876	B2 TDC P1C16	\$889
B4 820 P VB	\$1,201	NOT AVAILABLE		B2 T96 P1C18	\$834	B2 TAR P1C16	\$876	B2 TDC P1C16	\$889
B4 820 P VB	\$1,201	NOT AVAILABLE		B2 T96 P1C18	\$834	B2 TAR P1C16	\$876	B2 TDC P1C16	\$889
B4 820 P	\$839	B2 WHF 24	\$1,313	B2 T96 P1C22	\$839	B2 TAR P1C22	\$889	B2 TDC P1C20	\$906
B4 820 P	\$839	B2 WHF 24	\$1,313	B2 T96 P1C22	\$839	B2 TAR P1C22	\$889	B2 TDC P1C20	\$906
B4 820 P	\$839	B2 WHF 24	\$1,313	B2 T96 P1C22	\$839	B2 TAR P1C22	\$889	B2 TDC P1C20	\$906
B4 820 P VB	\$1,201	B2 WHF 24	\$1,313	B2 T96 P1C22	\$839	B2 TAR P1C22	\$889	B2 TDC P1C20	\$906
B4 820 P VB	\$1,201	B2 WHF 24	\$1,313	B2 T96 P1C22	\$839	B2 TAR P1C22	\$889	B2 TDC P1C20	\$906
B4 820 P VB	\$1,201	B2 WHF 24	\$1,313	B2 T96 P1C22	\$839	B2 TAR P1C22	\$889	B2 TDC P1C20	\$906
B6 820 P	\$1,163	NOT AVAILABLE		B3 T96 P1C22	\$1,180	NOT AVAILABLE		NOT AVAILABLE	
B4 820 P	\$839	B2 WHF 30	\$1,498	B2 T96 P1C26	\$852	B2 TAR P1C26	\$913	B2 TDC P1C26	\$950
B4 820 P	\$839	B2 WHF 30	\$1,498	B2 T96 P1C26	\$852	B2 TAR P1C26	\$913	B2 TDC P1C26	\$950
B4 820 P VB	\$1,201	B2 WHF 30	\$1,498	B2 T96 P1C26	\$852	B2 TAR P1C26	\$913	B2 TDC P1C26	\$950
B4 820 P VB	\$1,201	B2 WHF 30	\$1,498	B2 T96 P1C26	\$852	B2 TAR P1C26	\$913	B2 TDC P1C26	\$950
B4 820 P VB	\$1,201	B2 WHF 30	\$1,498	B2 T96 P1C26	\$852	B2 TAR P1C26	\$913	B2 TDC P1C26	\$950
B6 820 P	\$1,163	NOT AVAILABLE		B3 T96 P1C26	\$1,180	B3 TAR P1C26	\$1,272	B3 TDC P1C26	\$1,279
B4 820 P	\$839	NOT AVAILABLE		B2 T96 P1C32	\$864	B2 TAR P1C26	\$913	B2 TDC P1C26	\$950
B4 820 P	\$839	NOT AVAILABLE		B2 T96 P1C32	\$864	B2 TAR P1C26	\$913	B2 TDC P1C26	\$950
B4 820 P VB	\$1,201	NOT AVAILABLE		B2 T96 P1C32	\$864	B2 TAR P1C26	\$913	B2 TDC P1C26	\$950
B4 820 P VB	\$1,201	NOT AVAILABLE		B2 T96 P1C32	\$864	B2 TAR P1C26	\$913	B2 TDC P1C26	\$950
B4 820 P VB	\$1,201	NOT AVAILABLE		B2 T96 P1C32	\$864	B2 TAR P1C26	\$913	B2 TDC P1C26	\$950
B6 820 P	\$1,163	NOT AVAILABLE		B3 T96 P1C32	\$1,200	B3 TAR P1C26	\$1,272	B3 TDC P1C26	\$1,279
B4 820 P	\$839	NOT AVAILABLE		B2 T96 P1C32	\$1,041	B2 TAR P2C36	\$1,619	B2 TDC P1C33	\$1,108
B4 820 P VB	\$1,201	NOT AVAILABLE		B2 T96 P1C32	\$1,041	B2 TAR P2C36	\$1,619	B2 TDC P1C33	\$1,108
B4 820 P VB	\$1,201	NOT AVAILABLE		B2 T96 P1C32	\$1,041	B2 TAR P2C36	\$1,619	B2 TDC P1C33	\$1,108
B4 820 P VB	\$1,144	NOT AVAILABLE		B2 T96 P1C32	\$1,041	B2 TAR P2C36	\$1,619	B2 TDC P1C33	\$1,108
B6 820 P	\$1,107	NOT AVAILABLE		B3 T96 P1C32	\$1,463	B3 TAR P2C36	\$2,331	B3 TDC P1C33	\$1,565

Notes : Laminate or Paint can be substituted for veneer on work surfaces at no extra charge • Our Deluxe and Standard edges are available 1-3/4" thickness • add 10 % to cost of table top • Consult Your Colecraft Representative regarding Price Reduction For Wood Tape • Edges WXBVL, LBVL, SE • add 10 % to cost of table top • Edges WXWE • Subtract 10 % to cost of table top

# Training Table Tops

# Laminate

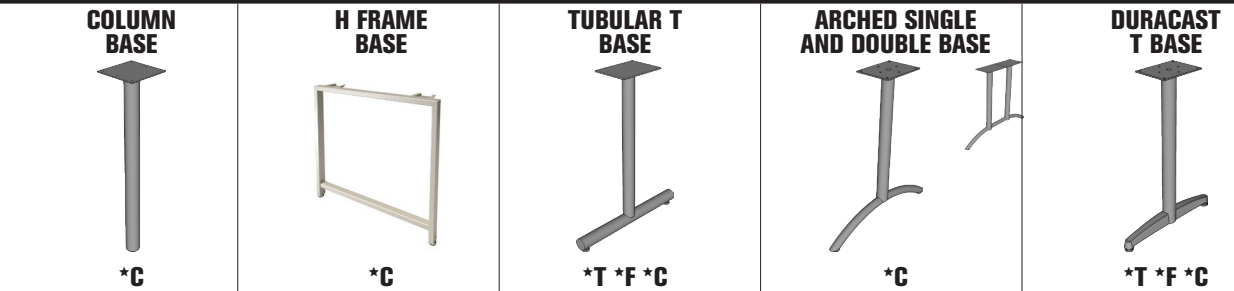
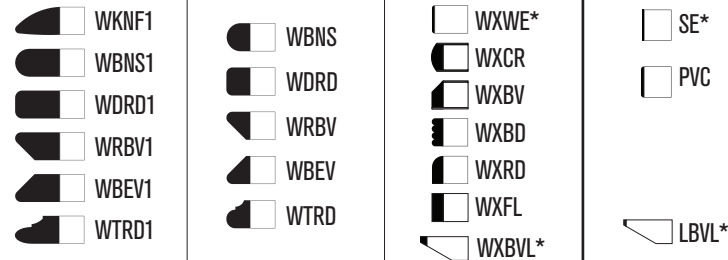
# Metal Bases

20"- 42" W  
60" - 120" L

WOOD EDGE

LAMINATE/PVC EDGE

AVAILABLE WITH \*T (TILT), \*F (FOLD), \*C (CASTERS). SEE PAGE 9 FOR DETAILS AND PRICING.



1 PIECE TOP

	SIZE	MODEL #	SEATS	DELUXE	PREMIUM	STANDARD	BASIC
20" W	20 X 36	TP RE LM 2036	1	\$1,618	\$1,479	\$1,228	\$617
	20 X 48	TP RE LM 2048	2	\$1,904	\$1,740	\$1,445	\$723
	20 X 60	TP RE LM 2060	2	\$2,258	\$2,064	\$1,715	\$894
	20 X 72	TP RE LM 2072	2	\$2,612	\$2,388	\$1,984	\$1,065
	20 X 84	TP RE LM 2084	3	\$2,979	\$2,723	\$2,262	\$1,286
	20 X 96	TP RE LM 2096	3	\$3,319	\$3,034	\$2,520	\$1,404
24" W	24 X 36	TP RE LM 2436	1	\$1,765	\$1,613	\$1,340	\$708
	24 X 48	TP RE LM 2448	2	\$2,113	\$1,930	\$1,604	\$832
	24 X 60	TP RE LM 2460	2	\$2,461	\$2,250	\$1,869	\$1,024
	24 X 72	TP RE LM 2472	2	\$2,845	\$2,601	\$2,161	\$1,222
	24 X 84	TP RE LM 2484	3	\$3,245	\$2,966	\$2,464	\$1,475
	24 X 96	TP RE LM 2496	3	\$3,615	\$3,304	\$2,745	\$1,608
	24 X 120	TP RE LM 24120	4	\$3,984	\$3,642	\$3,026	\$1,833
30" W	30 X 48	TP RE LM 3048	4	\$2,336	\$2,135	\$1,774	\$991
	30 X 60	TP RE LM 3060	6	\$2,764	\$2,527	\$2,099	\$1,222
	30 X 72	TP RE LM 3072	6	\$3,195	\$2,920	\$2,426	\$1,455
	30 X 84	TP RE LM 3084	8	\$3,647	\$3,333	\$2,769	\$1,759
	30 X 96	TP RE LM 3096	8	\$4,056	\$3,707	\$3,080	\$1,918
	30 X 120	TP RE LM 30120	10	\$4,917	\$4,494	\$3,734	\$2,381
36" W	36 X 48	TP RE LM 3648	4	\$2,626	\$2,400	\$1,994	\$1,272
	36 X 60	TP RE LM 3660	6	\$3,111	\$2,843	\$2,362	\$1,570
	36 X 72	TP RE LM 3672	6	\$3,325	\$3,039	\$2,525	\$1,864
	36 X 84	TP RE LM 3684	8	\$3,594	\$3,285	\$2,729	\$2,284
	36 X 96	TP RE LM 3696	8	\$4,566	\$4,173	\$3,467	\$2,461
	36 X 120	TP RE LM 36120	10	\$5,535	\$5,059	\$4,203	\$3,054
42" W	42 x 60	TP RE LM 4260	6	\$3,254	\$2,878	\$2,471	\$1,694
	42 x 72	TP RE LM 4272	6	\$3,905	\$3,454	\$2,965	\$2,009
	42 x 84	TP RE LM 4284	8	\$4,556	\$4,030	\$3,459	\$2,452
	42 x 96	TP RE LM 4296	8	\$5,206	\$4,605	\$3,954	\$2,650
	42 x 120	TP RE LM 42120	10	\$6,508	\$5,757	\$4,942	\$3,455

MODEL #	MODEL #	MODEL #	MODEL #	MODEL #	
B4 820 P \$839	NOT AVAILABLE	B2 T96 P1C18 \$834	B2 TAR P1C16 \$876	B2 TDC P1C16 \$889	
B4 820 P \$839	NOT AVAILABLE	B2 T96 P1C18 \$834	B2 TAR P1C16 \$876	B2 TDC P1C16 \$889	
B4 820 P \$839	NOT AVAILABLE	B2 T96 P1C18 \$834	B2 TAR P1C16 \$876	B2 TDC P1C16 \$889	
B4 820 P VB \$1,201	NOT AVAILABLE	B2 T96 P1C18 \$834	B2 TAR P1C16 \$876	B2 TDC P1C16 \$889	
B4 820 P VB \$1,201	NOT AVAILABLE	B2 T96 P1C18 \$834	B2 TAR P1C16 \$876	B2 TDC P1C16 \$889	
B4 820 P VB \$1,201	NOT AVAILABLE	B2 T96 P1C18 \$834	B2 TAR P1C16 \$876	B2 TDC P1C16 \$889	
B4 820 P \$839	B2 WHF 24 \$1,313	B2 T96 P1C22 \$839	B2 TAR P1C22 \$889	B2 TDC P1C20 \$906	
B4 820 P \$839	B2 WHF 24 \$1,313	B2 T96 P1C22 \$839	B2 TAR P1C22 \$889	B2 TDC P1C20 \$906	
B4 820 P \$839	B2 WHF 24 \$1,313	B2 T96 P1C22 \$839	B2 TAR P1C22 \$889	B2 TDC P1C20 \$906	
B4 820 P VB \$1,201	B2 WHF 24 \$1,313	B2 T96 P1C22 \$839	B2 TAR P1C22 \$889	B2 TDC P1C20 \$906	
B4 820 P VB \$1,201	B2 WHF 24 \$1,313	B2 T96 P1C22 \$839	B2 TAR P1C22 \$889	B2 TDC P1C20 \$906	
B4 820 P VB \$1,201	B2 WHF 24 \$1,313	B2 T96 P1C22 \$839	B2 TAR P1C22 \$889	B2 TDC P1C20 \$906	
B6 820 P \$1,163	NOT AVAILABLE	B3 T96 P1C22 \$1,180	NOT AVAILABLE	NOT AVAILABLE	
B4 820 P \$839	B2 WHF 30 \$1,498	B2 T96 P1C26 \$852	B2 TAR P1C26 \$913	B2 TDC P1C26 \$950	
B4 820 P \$839	B2 WHF 30 \$1,498	B2 T96 P1C26 \$852	B2 TAR P1C26 \$913	B2 TDC P1C26 \$950	
B4 820 P VB \$1,201	B2 WHF 30 \$1,498	B2 T96 P1C26 \$852	B2 TAR P1C26 \$913	B2 TDC P1C26 \$950	
B4 820 P VB \$1,201	B2 WHF 30 \$1,498	B2 T96 P1C26 \$852	B2 TAR P1C26 \$913	B2 TDC P1C26 \$950	
B4 820 P VB \$1,201	B2 WHF 30 \$1,498	B2 T96 P1C26 \$852	B2 TAR P1C26 \$913	B2 TDC P1C26 \$950	
B6 820 P \$1,163	NOT AVAILABLE	B3 T96 P1C26 \$1,180	B3 TAR P1C26 \$1,272	B3 TDC P1C26 \$1,279	
B4 820 P \$839	NOT AVAILABLE	B2 T96 P1C32 \$864	B2 TAR P1C26 \$913	B2 TDC P1C26 \$950	
B4 820 P \$839	NOT AVAILABLE	B2 T96 P1C32 \$864	B2 TAR P1C26 \$913	B2 TDC P1C26 \$950	
B4 820 P VB \$1,201	NOT AVAILABLE	B2 T96 P1C32 \$864	B2 TAR P1C26 \$913	B2 TDC P1C26 \$950	
B4 820 P VB \$1,201	NOT AVAILABLE	B2 T96 P1C32 \$864	B2 TAR P1C26 \$913	B2 TDC P1C26 \$950	
B4 820 P VB \$1,201	NOT AVAILABLE	B2 T96 P1C32 \$864	B2 TAR P1C26 \$913	B2 TDC P1C26 \$950	
B6 820 P \$1,163	NOT AVAILABLE	B3 T96 P1C32 \$1,200	B3 TAR P1C26 \$1,272	B3 TDC P1C26 \$1,279	
B4 820 P \$839	NOT AVAILABLE	B2 T96 P1C32 \$1,041	B2 TAR P2C36 \$1,619	B2 TDC P1C33 \$1,108	
B4 820 P VB \$1,201	NOT AVAILABLE	B2 T96 P1C32 \$1,041	B2 TAR P2C36 \$1,619	B2 TDC P1C33 \$1,108	
B4 820 P VB \$1,201	NOT AVAILABLE	B2 T96 P1C32 \$1,041	B2 TAR P2C36 \$1,619	B2 TDC P1C33 \$1,108	
B4 820 P VB \$1,201	NOT AVAILABLE	B2 T96 P1C32 \$1,041	B2 TAR P2C36 \$1,619	B2 TDC P1C33 \$1,108	
B6 820 P \$1,163	NOT AVAILABLE	B3 T96 P1C32 \$1,463	B3 TAR P2C36 \$2,331	B3 TDC P1C33 \$1,565	

Notes : Laminate or Paint can be substituted for veneer on work surfaces at no extra charge •  
Our Deluxe and Standard edges are available 1-3/4" thickness • add 10 % to cost of table top  
\*Consult Your Colecraft Representative regarding Price Reduction For Wood Tape  
\*Edges WXBVL, LBVL, SE • add 10 % to cost of table top  
\*Edges WXWE • Subtract 10 % to cost of table top

# Height Adjustable Training Tables

24" - 36" W  
36" - 72" L

1 PIECE TOP

VENEER	SIZE	MODEL #	SEATS	WOOD EDGE			LAMINATE/PVC EDGE				
				DELUXE	PREMIUM	STANDARD	SE	TMFL	TMCR	3MFL	LBVL*
24" W	24 X 48	TP RE VN 2448	2	\$2,508	\$2,331	\$1,981					
	24 X 60	TP RE VN 2460	2	\$2,921	\$2,717	\$2,308					
	24 X 72	TP RE VN 2472	2	\$3,377	\$3,140	\$2,667					
	30" W	30 X 48	TP RE VN 3048	4	\$2,772	\$2,578	\$2,190				
		30 X 60	TP RE VN 3060	6	\$3,281	\$3,051	\$2,592				
		30 X 72	TP RE VN 3072	6	\$3,791	\$3,526	\$2,995				
	36" W	36 X 48	TP RE VN 3648	4	\$3,117	\$2,898	\$2,462				
		36 X 60	TP RE VN 3660	6	\$3,692	\$3,433	\$2,917				
		36 X 72	TP RE VN 3672	6	\$3,946	\$3,670	\$3,118				
LAMINATE	SIZE	MODEL #	SEATS	DELUXE	PREMIUM	STANDARD	BASIC				
24" W	24 X 48	TP RE LM 2448	2	\$2,113	\$1,930	\$1,604	\$832				
	24 X 60	TP RE LM 2460	2	\$2,461	\$2,250	\$1,869	\$1,024				
	24 X 72	TP RE LM 2472	2	\$2,845	\$2,601	\$2,161	\$1,222				
30" W	30 X 48	TP RE LM 3048	4	\$2,336	\$2,135	\$1,774	\$991				
	30 X 60	TP RE LM 3060	6	\$2,764	\$2,527	\$2,099	\$1,222				
	30 X 72	TP RE LM 3072	6	\$3,195	\$2,920	\$2,426	\$1,455				
36" W	36 X 48	TP RE LM 3648	4	\$2,626	\$2,400	\$1,994	\$1,272				
	36 X 60	TP RE LM 3660	6	\$3,111	\$2,843	\$2,362	\$1,570				
	36 X 72	TP RE LM 3672	6	\$3,325	\$3,039	\$2,525	\$1,864				

Notes : Our Deluxe and Standard edges are available 1-3/4" thickness • add 10 % to cost of table top  
 \*Consult Your Colecraft Representative regarding Price Reduction For Wood Tape  
 \*Edges WXBVL and LBVL • add 10 % to cost of table top  
 \*Edges WX3M • Subtract 10 % to cost of table top

# Height Adjustable Training Table Bases

HAND CRANK ADJUSTABLE



MOTORIZED ADJUSTABLE





MODEL #		MODEL #	
B2 CRK PIC23	\$1,723	B2 MTR PIC23	\$2,927
B2 CRK PIC23	\$1,723	B2 MTR PIC23	\$2,927
B2 CRK PIC23	\$1,723	B2 MTR PIC23	\$2,927
B2 CRK PIC23	\$1,723	B2 MTR PIC23	\$2,927
B2 CRK PIC23	\$1,723	B2 MTR PIC23	\$2,927
B2 CRK PIC23	\$1,723	B2 MTR PIC23	\$2,927
B2 CRK PIC23	\$1,723	B2 MTR PIC23	\$2,927
B2 CRK PIC23	\$1,723	B2 MTR PIC23	\$2,927
B2 CRK PIC23	\$1,723	B2 MTR PIC23	\$2,927
B2 CRK PIC23	\$1,723	B2 MTR PIC23	\$2,927
B2 CRK PIC23	\$1,723	B2 MTR PIC23	\$2,927
B2 CRK PIC23	\$1,723	B2 MTR PIC23	\$2,927

# Training Table Accessories

## COLECRAFT

### Accessories

Modesty Panel	MODEL #	DESCRIPTION	FINISH	DIMENSIONS	PRICE
	MP-48	TOP LENGTH 48"	BLACK LAM	10"WX3/4"	\$213
	MP-60	TOP LENGTH 60"	BLACK LAM	10"WX3/4"	\$254
	MP-72	TOP LENGTH 72"	BLACK LAM	10"WX3/4"	\$295
	MP-84	TOP LENGTH 84"	BLACK LAM	10"WX3/4"	\$347
	MP-96	TOP LENGTH 96"	BLACK LAM	10"WX3/4"	\$377

Folding locking modesty panel brackets	MPB-2	FOLDING LOCK MOD PANEL BRACKETS			\$249
		<ul style="list-style-type: none"> <li>• 16 gauge formed steel brackets</li> <li>• Extruded aluminum locking mechanism pair</li> <li>• Positive lock in upright and folded position</li> <li>• Allows for storage of modesty panel with work surface</li> </ul>			





Z-Riser Brackets	ZRB-2	Z-RISER BRACKETS		PAIR	\$141
		Designed to allow the Table Base folding mechanism to be used on tables between 36" and 57" long. The riser bracket raises the folding mechanism off of the bottom of the work surface allowing one leg to fold over the other. One pair needed per table.			









Table Stiffeners	VB-58	ANTI-SAG TABLE STIFFENERS		EACH	\$172
		Keeps your tables straight and true. Specify table length when ordering.			

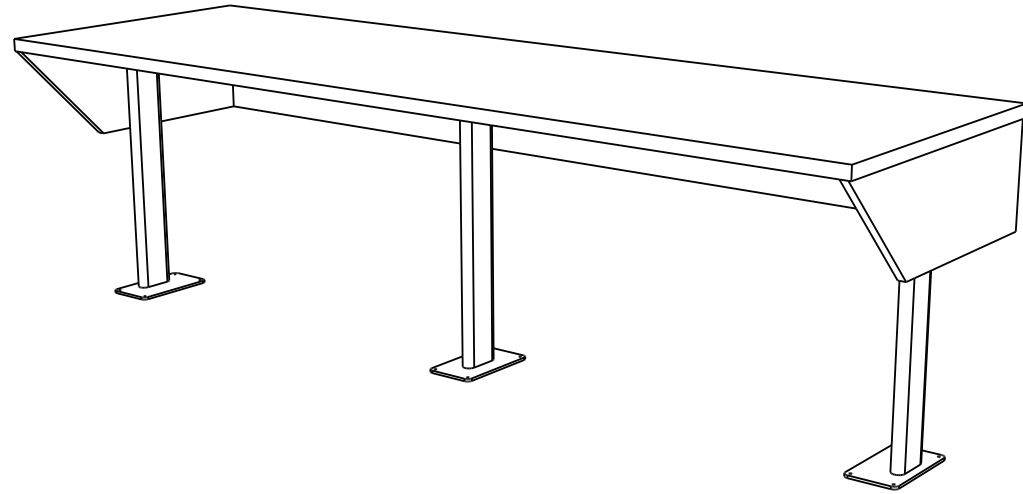
Locking Casters	LC4	LOCKING CASTERS-SET OF 4	BLACK PLASTIC	60 MM DIA	\$122
		<ul style="list-style-type: none"> <li>• Swivel</li> <li>• Hard wheel standard, soft wheel available</li> </ul>			

Mobile Table Cart	MTC - 1	MOBILE TABLE CART	PWDR COAT BLK WRINKLE FINISH		\$2,758
		<ul style="list-style-type: none"> <li>• 1 1/2" 11 Gauge Steel tubing for structural supports</li> <li>• 1 1/2" 14 Gauge Steel tubing for non-load bearing supports and bent frames</li> <li>• 5" Diameter, Casters 1/2" stems</li> <li>• Mechanically fastened and welded</li> <li>• Accommodates up to six 30"x72" tables</li> <li>• Shipped knocked down</li> </ul>			

# Training Table Accessories

## COLECRAFT

	MODEL #	SPECS		FINISH	PRICE
	FNFM1	FLIP N FOLD MECHINISM		N/A	\$313
	FTK1	FLIP TOP KIT		N/A	\$674
	QRFP1	QUICK RELEASE FLAT PLATE		N/A	\$94
	GROM-1	GROMMETS	2" DIA	BLACK PLASTIC	\$55
	GROM-3	GROMMETS	3" DIA	BLACK PLASTIC	\$65
	GROM-4	GROMMETS	2" DIA	POLISHED CHROME	\$182
	GROM-5	GROMMETS	2" DIA	SATIN NICKEL	\$182
	GROM-6	GROMMETS	2" DIA	STAINLESS STEEL	\$182
	GROM-7	GROMMETS	3" DIA	POLISHED CHROME	\$189
	GROM-8	GROMMETS	3" DIA	SATIN NICKEL	\$189
	GROM-9	GROMMETS	3" DIA	STAINLESS STEEL	\$189
		WM424	J-CHANNEL EXTRUSION	24" LONG	BLACK PLASTIC
WM448		J-CHANNEL EXTRUSION	48" LONG	BLACK PLASTIC	\$100
WM496		J-CHANNEL EXTRUSION	96" LONG	BLACK PLASTIC	\$152
	WMCSQ-1	FOR SQUARE RECTANGLE LEG		BLACK	\$149
	WMCSQ-2	FOR SQUARE RECTANGLE LEG		SILVER	\$149
	WMCRND-3	FOR ROUND CONTOURED LEG		BLACK	\$202
	WMCRND-4	FOR ROUND CONTOURED LEG		SILVER	\$202
	WM-2	UNDERMOUNT WIRE MNGMT	4"DIA 1 17/32" HEIGHT	BLK PLASTIC	\$37
	WM-3	UNDERMOUNT WIRE MNGMT	5 5/16"X2 19/32"	SILVER PLASTIC	\$54



	SIZE	MODEL#	PRICE
<b>16" DEPTH</b>	60"W X 18"D X 29"H	LHT LM 601829	\$2,260
	120"W X 18"D X 29"H	LHT LM 1201829	\$3,698
<b>24" DEPTH</b>	60"W X 24"D X 29"H	LHT LM 602429	\$2,342
	120"W X 24"D X 29"H	LHT LM 1202429	\$3,861

Ordering Guide

PROJECT: \_\_\_\_\_

COMPANY: \_\_\_\_\_

TOPS

SHAPE/SIZE	MODEL #	EDGE	EDGE FINISH	TOP FINISH	

NOTES:

\_\_\_\_\_

\_\_\_\_\_

\_\_\_\_\_

BASES

STYLE	MODEL #	TABLE LENGTH	FINISH	WIRE MGMT	WIRE MGMT ACCESS PANEL		TILT	FOLD	CASTERS
					QUANTITY	LOCATION			

NOTES:

\_\_\_\_\_

\_\_\_\_\_

\_\_\_\_\_

POWER/DATA

DESCRIPTION	MODEL #	FINISH	MISC	TELECOM PLATES

NOTES:

\_\_\_\_\_

\_\_\_\_\_

\_\_\_\_\_

Questions or comments call 844.500.9356 or visit [www.colecraftcf.com](http://www.colecraftcf.com)

**COLECRAFT**

**Colecraft Commercial Furnishings**

1021 Allen Street - Jamestown, NY 14701


Phone: (844)-500-9356 • (716) 488-2810

[www.colecraftcf.com](http://www.colecraftcf.com)

Fax: (716) 488-2824



# DESKING




## SPECIFICATION GUIDE

REV 010326

NOTE: Due to the recent unanticipated cost increase of raw materials please call to confirm list pricing before you quote your clients

**COLECRAFT**  
The Art of Detail™





TYP-13

\$4,360

L-Shaped Desk  
 Power/Data, (Power, USB Charging)  
 Stainless Handles  
 Mobile Melamine Box/Box/File with Laminate Drawer Heads  
 78"W X 72"L X 20"/27"D Overall



TYP-14

\$62,409

Single Full Solution - Veneer Wall Shell, Desk, Solution  
 3" Hollow Core Wall Shell construction with shelves  
 Veneer 30" X 60" Worksurface Return Top with 1/2" edge  
 Veneer 24" X 105" Desk Worksurface Top with 1/2" edge  
 Laminate 36" X 81" Wardrobe Storage with Self Edge  
 Includes: Clothes rod, shelf, locks  
 Laminate 30" X 24" Lateral File with Self Edge  
 Laminate 15" X 24" Box Box File with Self Edge  
 Laminate 30"W X 42"H Bookcase with Self Edge  
 150"W X 27"D X 84"H  
 Adjustable height desk: 72"W X 36"D X 29"/42" H



TYP-15

\$20,365

EXECUTIVE OFFICE DESK  
 Beveled Edge  
 Square tubing metal legs, Modesty Panel  
 Hanging Filing Cabinet: Box File Storage  
 Material: Veneer Edge Profile: LBVL (knife edge)  
 78"W X 33"D X 29"H  
 BUFFET HEIGHT CREENZA  
 Beveled Edge  
 Metal Riser  
 Double lateral file  
 Single hinged door cabinet  
 Metal legs  
 Material: Veneer  
 54"W X 21.5"D X 36"H



TYP-16

\$25,167

PARSONS STYLE DESK  
 Two Grommets on either end  
 Mitered corners  
 Finish: Designer White High Gloss  
 84"W x 30"D x 29"H  
 OPEN BOOK SHELF STORAGE UNIT  
 Case: Chemetal 231 Metawave  
 Worksurface: Designer White High Gloss  
 Adjustable shelf  
 (2) Box File Drawer Storage Unit  
 108"W X 24"D X 24"H



TYP-15

DESK \$24,185  
CREDENZA \$21,107  
TOTAL \$45,292



TYP-16  
ADD ADJUSTABLE HEIGHT OPTION

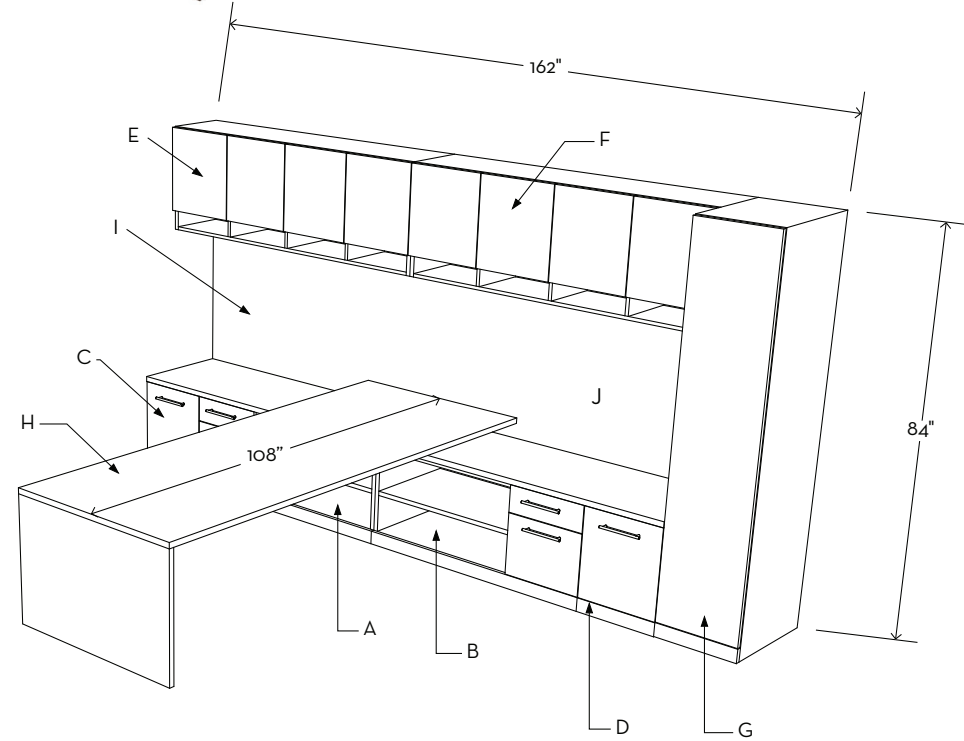
\$25,166  
\$8,163

HEIGHT ADJUSTABLE EXECUTIVE DESK  
Worksurface: Veneer  
Case: Veneer  
Locking Box Box File Pedestal on left side  
Wire management under table  
Grommets on worksurface  
Edge Profile Standard: WXBVL  
75"W X 40"D X 29"/42"H  
HEIGHT ADJUSTABLE CREDENZA  
Worksurface: Veneer  
Brushed Stainless accent line  
(4) Hinged doors  
72"W X 24"D X 29"/42"H

DESK WITH WORKSURFACE AND SHORT MODESTY PANEL  
Rectangle steel tube base - powder coat  
Desk shell credenza with riser for desk worksurface  
Front Credenza with box file & storage, book shelf, dual hinged door  
Desk: 84"L X 36"D X 29"H

Desking Typical-001

COLECRAFT

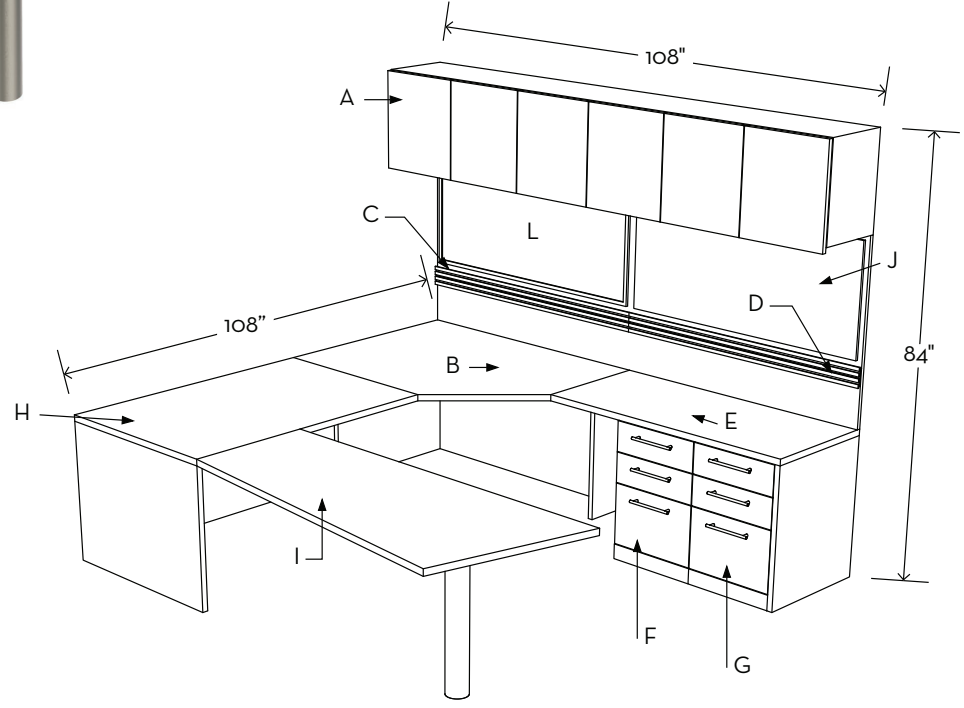


Item	Page #	Model #	Description	Dimensions	Premium	Standard	Laminate
A	33	AMH LOW BFSTFL 542422	Low Box File & Storage	54"W X 24"D X 22.25"H	\$4,777	\$4,777	\$3,917
B	33	AMH LOW BFSTFL 542422	Low Box File & Storage	54"W X 24"D X 22.25"H	\$4,777	\$4,777	\$3,917
C	33	AMH LOW SHD 182422	Low Hinged Door	18"W X 24"D X 22.25"H	\$3,016	\$3,016	\$2,472
D	33	AMH LOW SHD 182422	Low Hinged Door	18"W X 24"D X 22.25"H	\$3,016	\$3,016	\$2,472
E	37	AMH WDOORST 721524	Hanging Wall Storage w/ Shelving	72"W X 15"D X 24 3/4"H	\$10,158	\$10,158	\$8,335
F	37	AMH WDOORST 721524	Hanging Wall Storage w/ Shelving	72"W X 15"D X 24 3/4"H	\$10,158	\$10,158	\$8,335
G	41	AMH WDST 182484	Wardrobe Storage	18"W X 24"D X 84"H	\$5,347	\$5,347	\$4,011
H	30	AMH WSDSK 1083629	Worksurface Desk	108"W X 36"D X 29"H	\$4,439	\$3,779	\$2,842
I		TBD3672	Self Edge Tackboard	72"W x 36"h	\$1,148	\$1,148	\$1,148
J		TBD3672	Self Edge Tackboard	72"W x 36"h	\$1,148	\$1,148	\$1,148
K	42	LED144	Undermount LED Lighting	144"W	\$1,830	\$1,830	\$1,830
Total List					\$80,460	\$79,394	\$65,297

\*Adjustable Height Option Available! Add \$5,462

Desking Typical-002

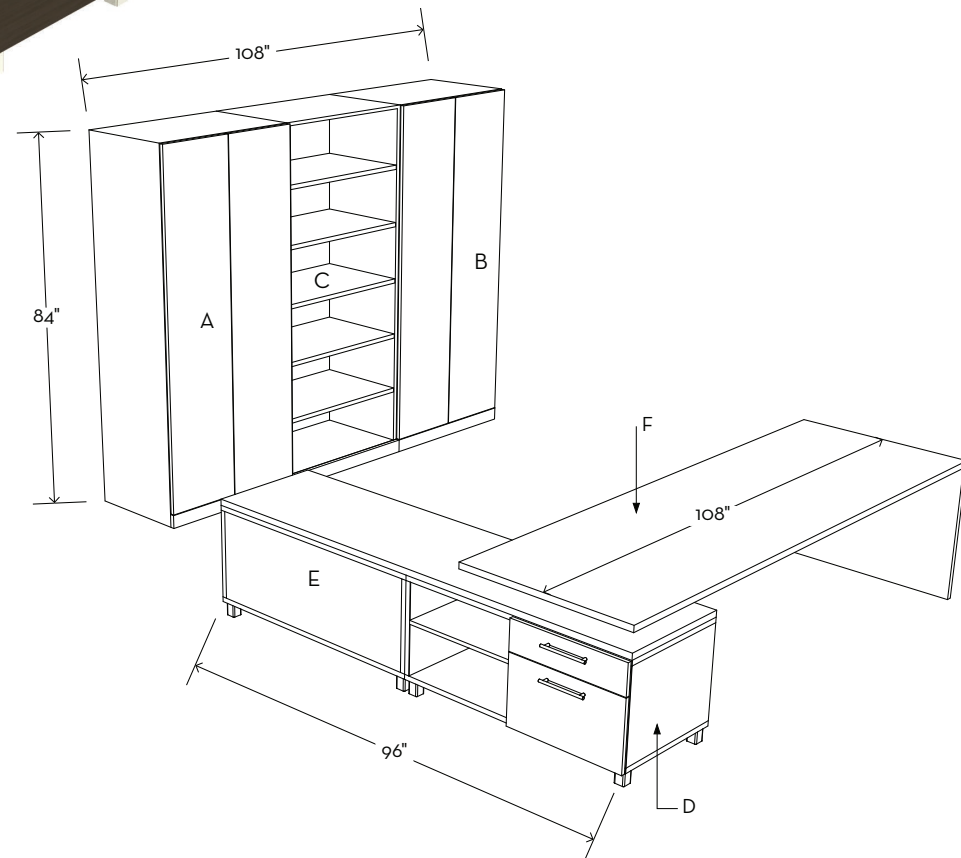
COLECRAFT



Item	Page #	Model #	Description	Dimensions	Premium	Standard	Laminate
A	36	AMH WDOOR 1081519	Hanging Wall Storage	108"W X 15"D X 19"H	\$11,978	\$11,978	\$9,891
B	27	AMH CB 2436RH	Corner Base	24"W X 54"D X 29"H	\$6,952	\$6,206	\$3,725
C	42	CPF-A5400B	Aluminum Slatwall Toolbar	54" - BLACK	\$279	\$279	\$279
D	42	CPF-A5400B	Aluminum Slatwall Toolbar	54" - BLACK	\$279	\$279	\$279
E	29	AMH WSFRT 542429	Worksurface Return	54"W X 24"D X 29"H	\$4,003	\$3,332	\$2,191
F	32	WCNF BBF_181927	Box Box File	18"W X 19"D X 27 3/4"H	\$3,637	\$3,637	\$2,909
G	32	WCNF BBF_181927	Box Box File	18"W X 19"D X 27 3/4"H	\$3,637	\$3,637	\$2,909
H	29	AMH WSFRT 663629	Worksurface Return	66"W X 36"D X 29"H	\$5,213	\$4,360	\$3,154
I	27	AMH CNFRTN 723229	Conference Return	72"W X 32"D X 29"H	\$5,540	\$4,815	\$3,162
J		SLT10836	Slatwall Panel	108"W X 36"H	\$5,261	\$5,261	\$3,096
K	42	LED108	Undermount LED Lighting	108"W	\$1,638	\$1,638	\$1,638
L		WHBP2436	Whiteboard	36" w x 24" h	\$722	\$722	\$722
Total List					\$79,363	\$74,526	\$54,842

Desking Typical-003

COLECRAFT

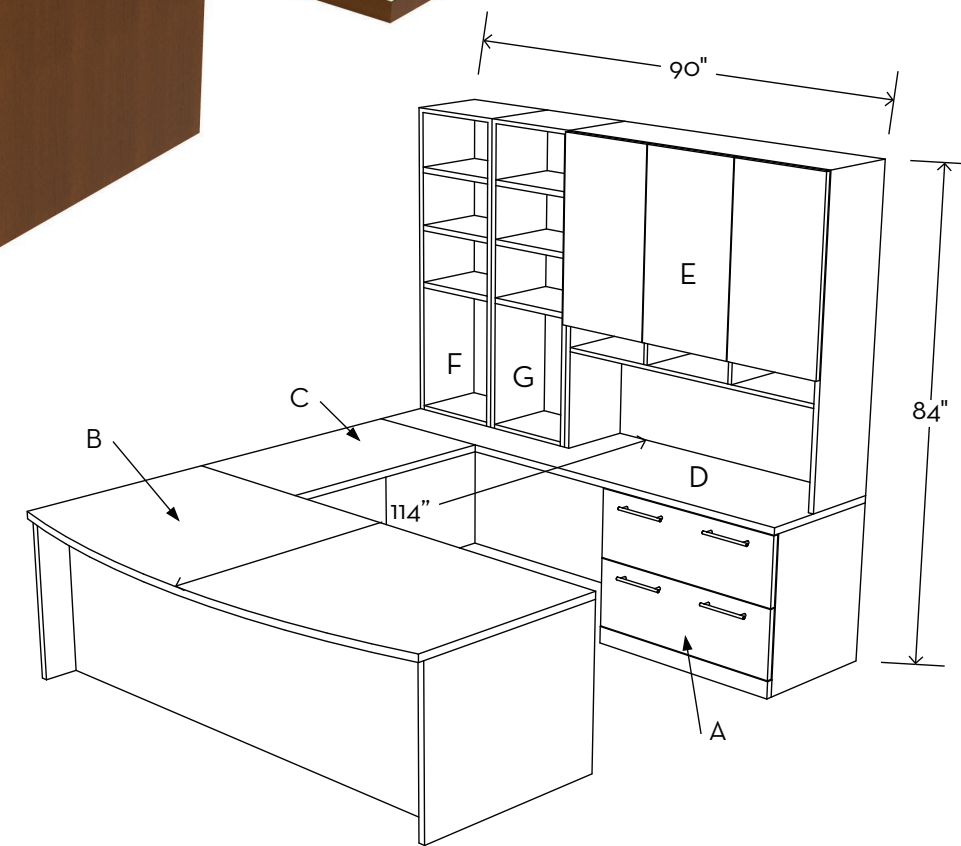


Item	Page #	Model #	Description	Dimensions	Premium	Standard	Laminate
A	41	AMH WDST 362484	Wardrobe Storage	36"W X 24"D X 84"H	\$8,556	\$8,556	\$6,417
B	41	AMH WDST 362484	Wardrobe Storage	36"W X 24"D X 84"H	\$8,556	\$8,556	\$6,417
C	41	AMH CTHCBS 362481	Bookcase	36" w x 24" d x 84" h	\$7,995	\$7,995	\$5,856
D	33	AMH LOW BFST 482422	Low Box File & Storage	48"W X 24"D X 22.25"H	\$4,340	\$4,340	\$3,558
E	33	AMH LOW BFST 482422	Low Box File & Storage	48"W X 24"D X 22.25"H	\$4,340	\$4,340	\$3,558
F	30	AMH WSDSK 1083629	Worksurface Desk	108"W X 36"D X 29"H	\$4,439	\$3,779	\$2,842
Total List					\$61,739	\$60,673	\$46,271

\*Adjustable Height Option Available! Add \$5,462

Desking Typical-004

COLECRAFT



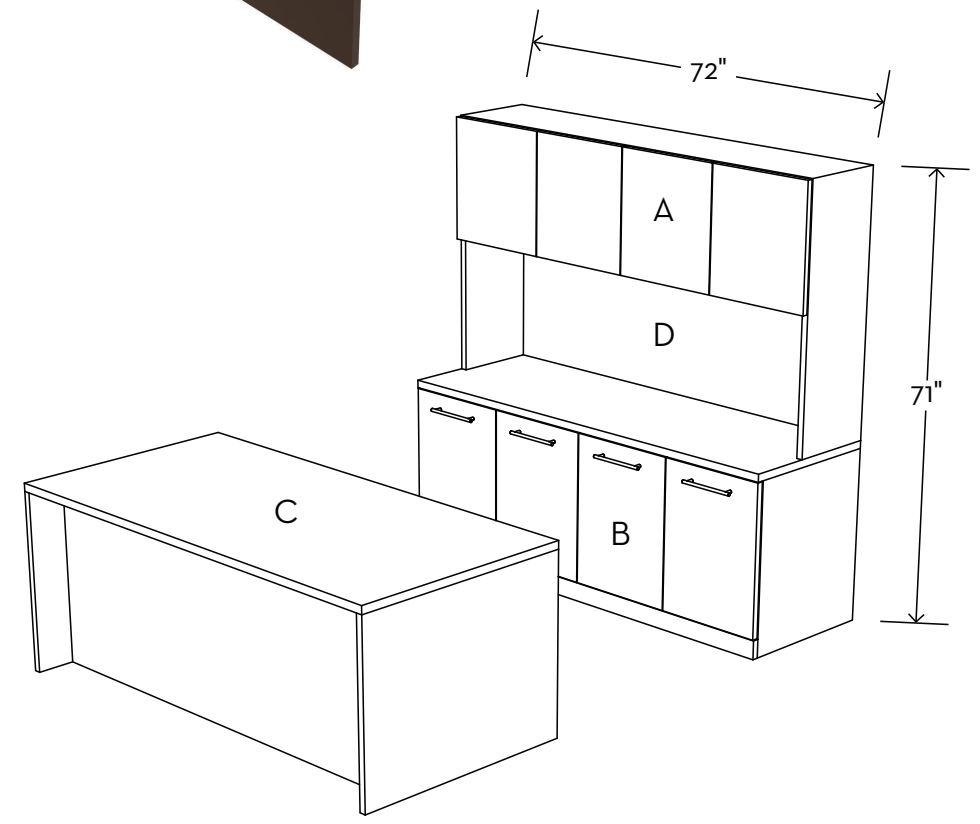
Item	Page #	Model #	Description	Dimensions	Premium	Standard	Laminate
A	32	WCNF LAT_362427	Lateral File	36"W X 24"D X 27 3/4"H	\$4,925	\$4,925	\$3,940
B	26	AMH BFD 724229	Bow Front Desk	72"W X 42"D X 29"H	\$6,830	\$5,837	\$3,502
C	31	AMH WSFBR 482429	Worksurface Bridge	48"W X 24"D X 29"H	\$3,423	\$2,769	\$1,658
D	29	AMH WSFRT 722429	Worksurface Return	72"W X 24"D X 29"H	\$4,340	\$3,618	\$2,393
E	39	AMH WDWHWS 361555	Hutch Overhead Wall Storage with Shelving	36"W X 15"D X 55"H	\$7,722	\$7,722	\$6,024
F	40	AMH CTHCBS 181555	Full Length Countertop Hutch	18"W X 15"D X 55"H	\$3,524	\$3,524	\$2,089
G	40	AMH CTHCBS 181555	Full Length Countertop Hutch	18"W X 15"D X 55"H	\$3,524	\$3,524	\$2,089
H	42	LED036	Undermount LED Lighting	36"W	\$1,191	\$1,191	\$1,191
Total List					\$57,306	\$53,480	\$36,964



Item	Page #	Model #	Description	Dimensions	Premium	Standard	Laminate
A	37	AMH WDOORST 361524	Hutch Overhead Wall Storage	36"W X 15"D X 24 3/4"H	\$6,737	\$6,737	\$5,460
B	37	AMH WDOORST 181525	Hutch Overhead Wall Storage	18"W X 15"D X 24 3/4"H	\$4,609	\$4,609	\$3,698
C	40	AMH CTHC 181542	Full length Countertop hutches	18"W X 15"D X 42"H	\$3,459	\$3,459	\$2,154
D	40	AMH CTHC 181542	Full length Countertop hutches	18"W X 15"D X 42"H	\$3,459	\$3,459	\$2,154
E	28	AMH WSF 722429	Worksurface Credenza Shell	72"W X 24"D X 29"H	\$4,807	\$4,085	\$2,861
F	32	WCNF BBF_182427	Box Box File	18"W X 24"D X 27 3/4"H	\$3,827	\$3,827	\$3,063
G	32	WCNF FF_182427	File File	18"W X 24"D X 27 3/4"H	\$3,827	\$3,827	\$3,063
H	26	AMH TDML 903629	Table Desk w/ Metal Legs	90"W X 36"D X 29"H	\$5,516	\$5,131	\$3,078
I	42	LED036	Undermount LED Lighting	36"W	\$1,251	\$1,251	\$1,251
Total List					\$60,555	\$58,768	\$43,254

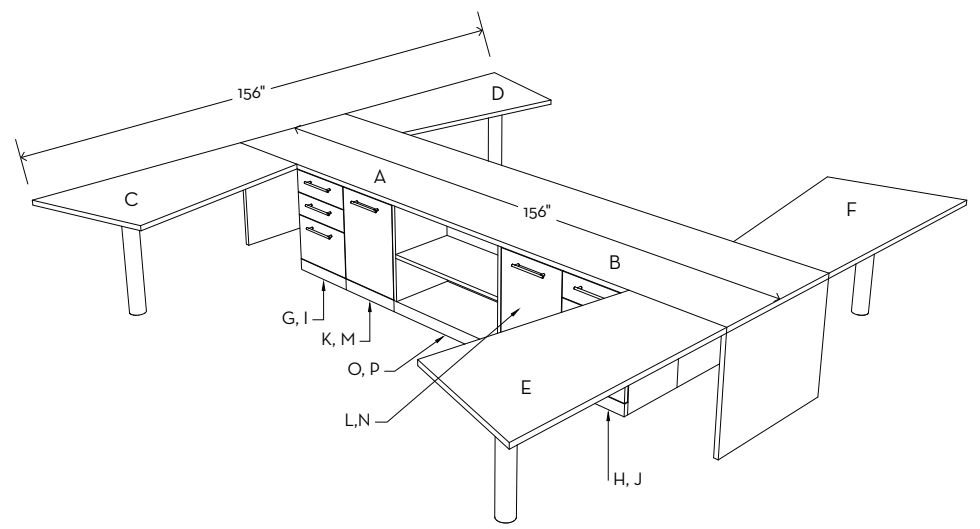
\*Adjustable Height Option Available! Add \$5,462

Item	Page #	Model #	Description	Dimensions	Premium	Standard	Laminate
A	36	AMH WDOOR 181519	Hanging Wall Storage	18"W X 15"D X 19"H	\$4,141	\$4,141	\$3,231
B	36	AMH WDOOR 721519	Hanging Wall Storage	72"W X 15"D X 19"H	\$8,289	\$8,289	\$6,466
C	27	AMH PNDK 905429 LH	Peninsula Desk - LH	90"W X 54"D X 29"H	\$9,317	\$8,391	\$4,783
D	27	AMH CNRT 904829 RH	Corner Return - RH	90"W X 48"DX 29"H	\$8,464	\$7,765	\$3,837
E	32	WCNF BBF_182427	Box Box File	18"W X 24"D X 27 3/4"H	\$3,827	\$3,827	\$3,063
F	32	WCNF FF_182427	File File	18"W X 24"D X 27 3/4"H	\$3,827	\$3,827	\$3,063
G		TBD3690	Self Edge Tackboard	90"W x 36"h	\$1,604	\$1,604	\$1,604
H	42	LED090	Undermount LED Lighting	90"W	\$1,541	\$1,541	\$1,541
Total List					\$66,239	\$63,615	\$44,556

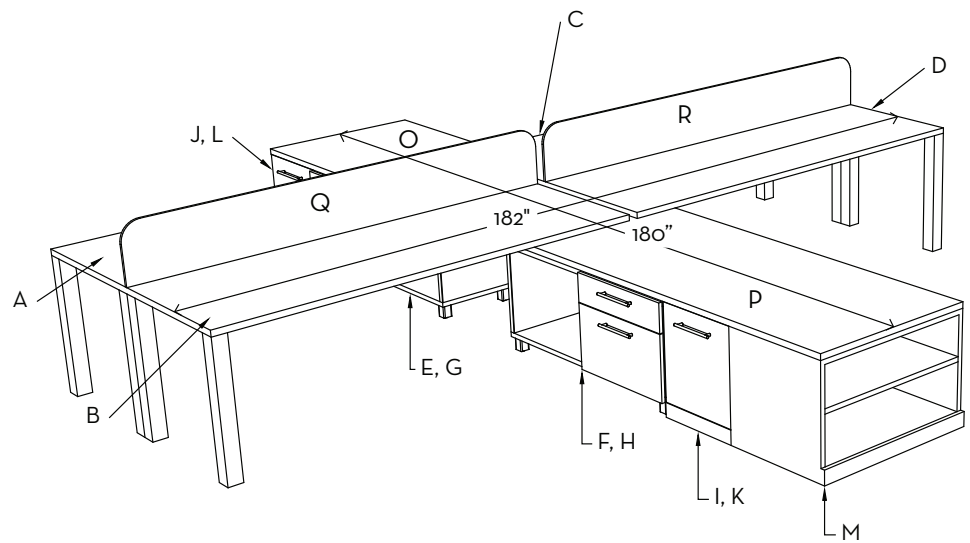


Item	Page #	Model #	Description	Dimensions	Premium	Standard	Laminate
A	38	AMH WDWH 721542	Hutch Overhead Wall Storage	72"W X 15"D X 42"H	\$9,117	\$9,117	\$7,112
B	34	AMH CR D4 2429	4 Door Credenza	72"W X 24"D X 29"H	\$8,612	\$7,148	\$5,718
C	26	AMH RD 723629	Rectangular Desk	72"W X 36"D X 29"H	\$7,008	\$5,991	\$3,594
D		TBD2472	Self Edge Tackboard	72"W x 24"h	\$1,148	\$1,148	\$1,148
E	42	LED072	Undermount LED Lighting	72"W	\$1,445	\$1,445	\$1,445
Total List					\$44,142	\$40,135	\$30,716

\*Adjustable Height Option Available! Add \$5,462

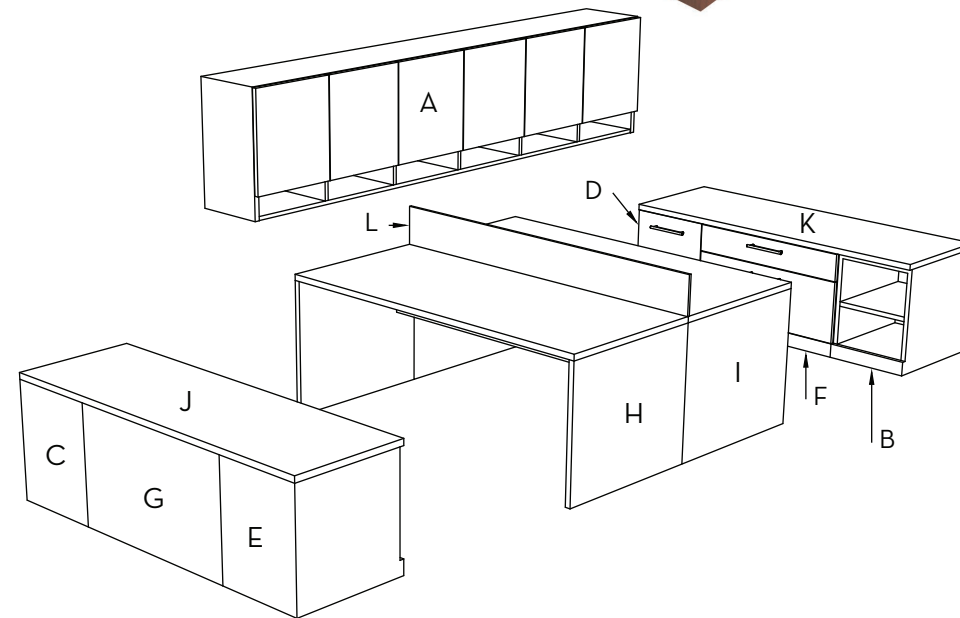


Item	Page #	Model #	Description	Dimensions	Premium	Standard	Laminate
A	29	AMH WSFRT 783629	Worksurface Return	78"W X 36"D X 29"H	\$5,484	\$4,592	\$3,326
B	29	AMH WSFRT 783629	Worksurface Return	78"W X 36"D X 29"H	\$5,484	\$4,592	\$3,326
C	27	AMH CNFRTN 603229	Conference Return	60"W X 32"D X 29"H	\$5,230	\$4,549	\$2,773
D	27	AMH CNFRTN 603229	Conference Return	60"W X 32"D X 29"H	\$5,230	\$4,549	\$2,773
E	27	AMH CNFRTN 603229	Conference Return	60"W X 32"D X 29"H	\$5,230	\$4,549	\$2,773
F	27	AMH CNFRTN 603229	Conference Return	60"W X 32"D X 29"H	\$5,230	\$4,549	\$2,773
G	32	WCNF BBF_181927	Box Box File	18"W X 19"D X 27 3/4"H	\$3,637	\$3,637	\$2,909
H	32	WCNF BBF_181927	Box Box File	18"W X 19"D X 27 3/4"H	\$3,637	\$3,637	\$2,909
I	32	WCNF BBF_181927	Box Box File	18"W X 19"D X 27 3/4"H	\$3,637	\$3,637	\$2,909
J	32	WCNF BBF_181927	Box Box File	18"W X 19"D X 27 3/4"H	\$3,637	\$3,637	\$2,909
K	32	WCNF SHD_181927	Hinged Door	18"W X 19"D X 27 3/4"H	\$3,289	\$3,289	\$2,631
L	32	WCNF SHD_181927	Hinged Door	18"W X 19"D X 27 3/4"H	\$3,289	\$3,289	\$2,631
M	32	WCNF SHD_181927	Hinged Door	18"W X 19"D X 27 3/4"H	\$3,289	\$3,289	\$2,631
N	32	WCNF SHD_181927	Hinged Door	18"W X 19"D X 27 3/4"H	\$3,289	\$3,289	\$2,631
O	32	WCNF BKS_362427	Bookshelf	36"W X 24"D X 27 3/4"H	\$3,966	\$3,966	\$3,173
P	32	WCNF BKS_362427	Bookshelf	36"W X 24"D X 27 3/4"H	\$3,966	\$3,966	\$3,173
Total List					\$109,055	\$101,777	\$74,701



Item	Page #	Model #	Description	Dimensions	Premium	Standard	Laminate
A	26	AMH TDML 903029	Table Desk w/ Metal Legs	90"W X 30"D X 29"H	\$5,142	\$4,783	\$2,870
B	26	AMH TDML 903029	Table Desk w/ Metal Legs	90"W X 30"D X 29"H	\$5,142	\$4,783	\$2,870
C	26	AMH TDML 903029	Table Desk w/ Metal Legs	90"W X 30"D X 29"H	\$5,142	\$4,783	\$2,870
D	26	AMH TDML 903029	Table Desk w/ Metal Legs	90"W X 30"D X 29"H	\$5,142	\$4,783	\$2,870
E	33	AMH LOW BFSTFL 481822	Low Box File Storage	48"W X 18"D X 22.25"H	\$4,044	\$4,044	\$3,317
F	33	AMH LOW BFSTFL 481822	Low Box File Storage	48"W X 18"D X 22.25"H	\$4,044	\$4,044	\$3,317
G	33	AMH LOW BFSTFL 481822	Low Box File Storage	48"W X 18"D X 22.25"H	\$4,044	\$4,044	\$3,317
H	33	AMH LOW BFSTFL 481822	Low Box File Storage	48"W X 18"D X 22.25"H	\$4,044	\$4,044	\$3,317
I	33	AMH LOW SHD 181822	Low Hinged Door	18"W X 18"D X 22.25"H	\$2,885	\$2,885	\$2,365
J	33	AMH LOW SHD 181822	Low Hinged Door	18"W X 18"D X 22.25"H	\$2,885	\$2,885	\$2,365
K	33	AMH LOW SHD 181822	Low Hinged Door	18"W X 18"D X 22.25"H	\$2,885	\$2,885	\$2,365
L	33	AMH LOW SHD 181822	Low Hinged Door	18"W X 18"D X 22.25"H	\$2,885	\$2,885	\$2,365
M	33	AMH LOW BSH 362422	Low Book Shelf	36"W X 24"D X 22.25"H	\$3,829	\$3,829	\$3,139
N	29	AMH WSFRT 663629	Worksurface Return	66"W X 36"D X 29"H	\$5,213	\$4,360	\$3,154
O	29	AMH WSFRT 903629	Worksurface Return	90"W X 36"D X 29"H	\$5,755	\$4,822	\$3,500
P	31	AMH PVC 8816	Privacy Panel	88"W X 16"H	\$1,529	\$1,529	\$1,529
Q	31	AMH PVC 8816	Privacy Panel	88"W X 16"H	\$1,529	\$1,529	\$1,529
Total List					\$106,827	\$101,623	\$76,011

\*Adjustable Height Option Available! Add \$21,848



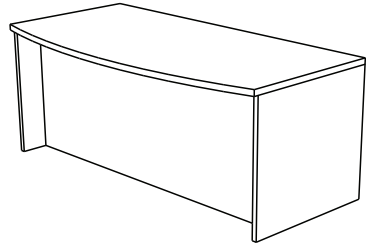
Item	Page #	Model #	Description	Dimensions	Premium	Standard	Laminate
A	37	AMH WDOORST 1081524	Hanging Wall Storage with Shelving	108"W X 15"D X 24 3/4"H	\$14,315	\$14,315	\$12,228
B	33	AMH LOW BSH 182422	Low Book Shelf	18"W X 24"D X 22.25"H	\$2,735	\$2,735	\$2,242
C	33	AMH LOW BSH 182422	Low Book Shelf	18"W X 24"D X 22.25"H	\$2,735	\$2,735	\$2,242
D	33	AMH LOW SHD 182422	Low Hinged Door	18"W X 24"D X 22.25"H	\$3,016	\$3,016	\$2,472
E	33	AMH LOW SHD 182422	Low Hinged Door	18"W X 24"D X 22.25"H	\$3,016	\$3,016	\$2,472
F	33	AMH LOW BF 362422	Low Box File	36"W X 24"D X 22.25"H	\$4,966	\$4,966	\$4,072
G	33	AMH LOW BF 362422	Low Box File	36"W X 24"D X 22.25"H	\$4,966	\$4,966	\$4,072
H	26	AMH TD 723029	Table Desk	72"W X 30"D X 29"H	\$5,944	\$5,080	\$3,048
I	26	AMH TD 723029	Table Desk	72"W X 30"D X 29"H	\$5,944	\$5,080	\$3,048
J	29	AMH WSFRT 722429	Worksurface Return	72"W X 24"D X 29"H	\$4,340	\$3,618	\$2,393
K	29	AMH WSFRT 722429	Worksurface Return	72"W X 24"D X 29"H	\$4,340	\$3,618	\$2,393
L	31	AMH PVC 7016	Privacy Panel	70"W X 16"H	\$1,337	\$1,337	\$1,337
M	42	LED108	Undermount LED Lighting	108"W	\$1,638	\$1,638	\$1,638
Total List					\$95,765	\$90,643	\$70,512

# Desking

## COLECRAFT

### Desks

	MODEL #	DIMENSIONS	WOOD STANDARD	LAMINATE BASIC
BOW FRONT	AMH BFD 724229	72"W X 42"D X 29"H	\$5,507	\$3,304
	AMH BFD 904229	90"W X 42"D X 29"H	\$6,902	\$4,141



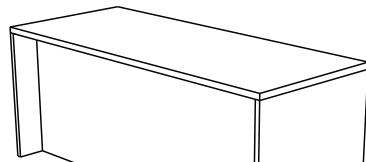
RECTANGULAR	MODEL #	DIMENSIONS	WOOD STANDARD	LAMINATE BASIC
	AMH RD 723029	72"W X 30"D X 29"H	\$5,045	\$3,027
	AMH RD 903029	90"W X 30"D X 29"H	\$5,946	\$3,567
	AMH RD 723629	72"W X 36"D X 29"H	\$5,651	\$3,390
	AMH RD 903629	90"W X 36"D X 29"H	\$6,235	\$3,741
	AMH RD 724229	72"W X 42"D X 29"H	\$6,216	\$3,730
	AMH RD 904229	90"W X 42"D X 29"H	\$6,858	\$4,115

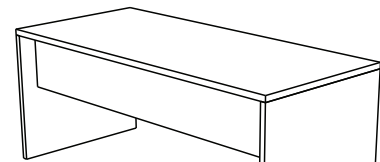
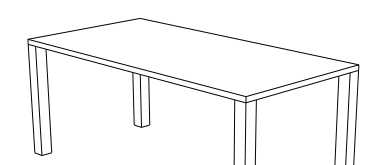
TABLE DESK	MODEL #	DIMENSIONS	WOOD STANDARD	LAMINATE BASIC
	AMH TD 723029	72"W X 30"D X 29"H	\$4,793	\$2,876
	AMH TD 903029	90"W X 30"D X 29"H	\$5,648	\$3,389
	AMH TD 723629	72"W X 36"D X 29"H	\$5,368	\$3,221
	AMH TD 903629	90"W X 36"D X 29"H	\$5,923	\$3,554
	AMH TD 724229	72"W X 42"D X 29"H	\$5,905	\$3,543
	AMH TD 904229	90"W X 42"D X 29"H	\$6,515	\$3,909

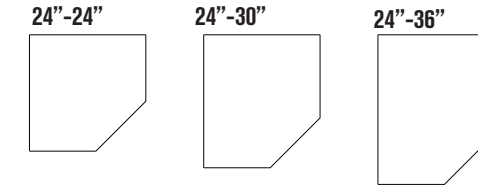
TABLE DESK W/ METAL LEGS	MODEL #	DIMENSIONS	WOOD STANDARD	LAMINATE BASIC
	AMH TDML 723029	72"W X 30"D X 29"H	\$3,793	\$2,276
	AMH TDML 903029	90"W X 30"D X 29"H	\$4,511	\$2,707
	AMH TDML 723629	72"W X 36"D X 29"H	\$4,185	\$2,511
	AMH TDML 903629	90"W X 36"D X 29"H	\$4,839	\$2,904
	AMH TDML 724229	72"W X 42"D X 29"H	\$4,603	\$2,762
	AMH TDML 904229	90"W X 42"D X 29"H	\$5,323	\$3,194

# Desking

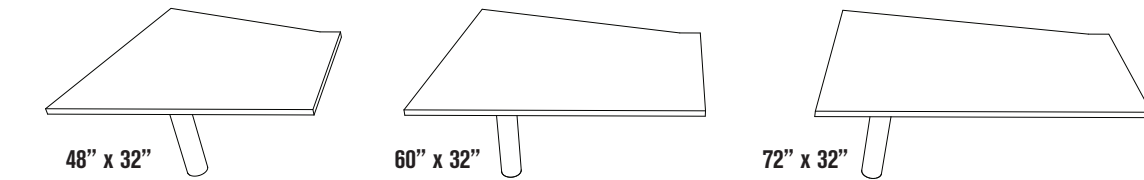
## COLECRAFT

### Corner Bases And Conference Returns

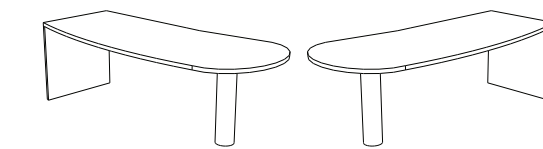
	MODEL #	DIMENSIONS	WOOD STANDARD	LAMINATE BASIC
24" 24"	AMH CB 2424	42"W X 42"D X 29"H	\$4,658	\$2,795
LEFT HAND 24" - 30"	AMH CB 2430LH	42"W X 48"D X 29"H	\$5,136	\$3,082
RIGHT HAND 24" - 30"	AMH CB 2430RH	42"W X 48"D X 29"H	\$5,136	\$3,082
LEFT HAND 24" - 36"	AMH CB 2436LH	42"W X 54"D X 29"H	\$5,855	\$3,513
RIGHT HAND 24" - 36"	AMH CB 2436RH	42"W X 54"D X 29"H	\$5,855	\$3,513



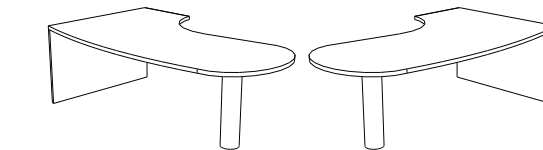
	MODEL #	DIMENSIONS	WOOD STANDARD	LAMINATE BASIC
CONF RETURN - RH	AMH CNFRTN 483229	48"W X 32"D X 29"H	\$3,725	\$2,246
CONF RETURN - LH	AMH CNFRTN 483229	48"W X 32"D X 29"H	\$3,725	\$2,246
CONF RETURN - RH	AMH CNFRTN 603229	60"W X 32"D X 29"H	\$4,291	\$2,615
CONF RETURN - LH	AMH CNFRTN 603229	60"W X 32"D X 29"H	\$4,291	\$2,615
CONF RETURN - RH	AMH CNFRTN 723229	72"W X 32"D X 29"H	\$4,541	\$2,982
CONF RETURN - LH	AMH CNFRTN 723229	72"W X 32"D X 29"H	\$4,541	\$2,982



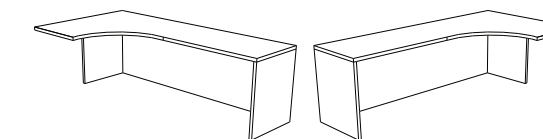
	MODEL #	DIMENSIONS	WOOD STANDARD	LAMINATE BASIC
PENINSULA RIGHT HAND	AMH PN 723629 RH	72"W X 36"D X 29"H	\$5,151	\$2,629
PENINSULA LEFT HAND	AMH PN 723629 LH	72"W X 36"D X 29"H	\$5,151	\$2,629



PENINSULA DESK	MODEL #	DIMENSIONS	WOOD STANDARD	LAMINATE BASIC
RIGHT HAND	AMH PNDK 905429 RH	90"W X 54"D X 29"H	\$7,916	\$4,511
LEFT HAND	AMH PNDK 905429 LH	90"W X 54"D X 29"H	\$7,916	\$4,511



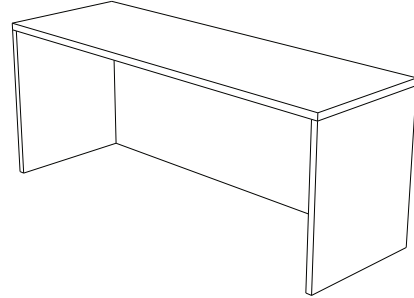
CORNER RETURN	MODEL #	DIMENSIONS	WOOD STANDARD	LAMINATE BASIC
RIGHT HAND	AMH CNRT 724829 RH	72"W X 48"DX 29"H	\$6,490	\$3,376
	AMH CNRT 904829 RH	90"W X 48"DX 29"H	\$7,325	\$3,619
LEFT HAND	AMH CNRT 724829 LH	72"W X 48"DX 29"H	\$6,490	\$3,376
	AMH CNRT 904829 LH	90"W X 48"DX 29"H	\$7,325	\$3,619



# Desking

## Worksurface Credenza Shell

# COLECRAFT

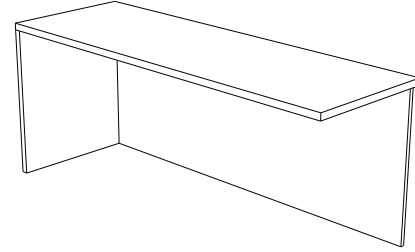


	MODEL #	DIMENSIONS	WOOD STANDARD	LAMINATE BASIC
24" DEPTH	AMH WSF 482429	48"W X 24"D X 29"H	\$3,494	\$2,446
	AMH WSF 542429	54"W X 24"D X 29"H	\$3,584	\$2,509
	AMH WSF 602429	60"W X 24"D X 29"H	\$3,674	\$2,572
	AMH WSF 662429	66"W X 24"D X 29"H	\$3,764	\$2,635
	AMH WSF 722429	72"W X 24"D X 29"H	\$3,854	\$2,698
	AMH WSF 782429	78"W X 24"D X 29"H	\$3,944	\$2,761
	AMH WSF 842429	84"W X 24"D X 29"H	\$4,034	\$2,824
	AMH WSF 902429	90"W X 24"D X 29"H	\$4,124	\$2,887
	AMH WSF 962429	96"W X 24"D X 29"H	\$4,214	\$2,950
	AMH WSF 1022429	102"W X 24"D X 29"H	\$4,304	\$3,013
	AMH WSF 1082429	108"W X 24"D X 29"H	\$4,394	\$3,076
	AMH WSF 1202429	120"W X 24"D X 29"H	\$4,574	\$3,202
30" DEPTH	AMH WSF 483029	48"W X 30"D X 29"H	\$3,844	\$2,691
	AMH WSF 543029	54"W X 30"D X 29"H	\$3,943	\$2,760
	AMH WSF 603029	60"W X 30"D X 29"H	\$4,042	\$2,829
	AMH WSF 663029	66"W X 30"D X 29"H	\$4,141	\$2,899
	AMH WSF 723029	72"W X 30"D X 29"H	\$4,240	\$2,968
	AMH WSF 783029	78"W X 30"D X 29"H	\$4,339	\$3,037
	AMH WSF 843029	84"W X 30"D X 29"H	\$4,438	\$3,106
	AMH WSF 903029	90"W X 30"D X 29"H	\$4,537	\$3,176
	AMH WSF 963029	96"W X 30"D X 29"H	\$4,636	\$3,245
	AMH WSF 1023029	102"W X 30"D X 29"H	\$4,735	\$3,314
	AMH WSF 1083029	108"W X 30"D X 29"H	\$4,833	\$3,383
	AMH WSF 1203029	120"W X 30"D X 29"H	\$5,031	\$3,522
36" DEPTH	AMH WSF 483629	48"W X 36"D X 29"H	\$4,228	\$3,171
	AMH WSF 543629	54"W X 36"D X 29"H	\$4,337	\$3,253
	AMH WSF 603629	60"W X 36"D X 29"H	\$4,446	\$3,335
	AMH WSF 663629	66"W X 36"D X 29"H	\$4,555	\$3,416
	AMH WSF 723629	72"W X 36"D X 29"H	\$4,664	\$3,498
	AMH WSF 783629	78"W X 36"D X 29"H	\$4,773	\$3,579
	AMH WSF 843629	84"W X 36"D X 29"H	\$4,881	\$3,661
	AMH WSF 903629	90"W X 36"D X 29"H	\$4,990	\$3,743
	AMH WSF 963629	96"W X 36"D X 29"H	\$5,099	\$3,824
	AMH WSF 1023629	102"W X 36"D X 29"H	\$5,208	\$3,906
	AMH WSF 1083629	108"W X 36"D X 29"H	\$5,317	\$3,988
	AMH WSF 1203629	120"W X 36"D X 29"H	\$5,535	\$4,151

# Desking

## Worksurface Return

# COLECRAFT

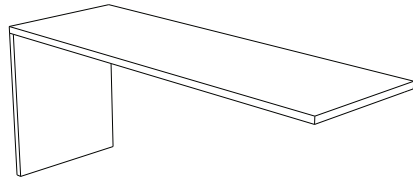


	MODEL #	DIMENSIONS	WOOD STANDARD	LAMINATE BASIC
24" DEPTH	AMH WSFRT 482429	48"W X 24"D X 29"H	\$3,053	\$2,005
	AMH WSFRT 542429	54"W X 24"D X 29"H	\$3,143	\$2,068
	AMH WSFRT 602429	60"W X 24"D X 29"H	\$3,233	\$2,131
	AMH WSFRT 662429	66"W X 24"D X 29"H	\$3,323	\$2,194
	AMH WSFRT 722429	72"W X 24"D X 29"H	\$3,413	\$2,257
	AMH WSFRT 782429	78"W X 24"D X 29"H	\$3,503	\$2,320
	AMH WSFRT 842429	84"W X 24"D X 29"H	\$3,593	\$2,383
	AMH WSFRT 902429	90"W X 24"D X 29"H	\$3,683	\$2,446
	AMH WSFRT 962429	96"W X 24"D X 29"H	\$3,773	\$2,509
	AMH WSFRT 1022429	102"W X 24"D X 29"H	\$3,863	\$2,572
	AMH WSFRT 1082429	108"W X 24"D X 29"H	\$3,953	\$2,635
	AMH WSFRT 1202429	120"W X 24"D X 29"H	\$4,133	\$2,761
30" DEPTH	AMH WSFRT 483029	48"W X 30"D X 29"H	\$3,403	\$2,250
	AMH WSFRT 543029	54"W X 30"D X 29"H	\$3,502	\$2,319
	AMH WSFRT 603029	60"W X 30"D X 29"H	\$3,601	\$2,388
	AMH WSFRT 663029	66"W X 30"D X 29"H	\$3,700	\$2,458
	AMH WSFRT 723029	72"W X 30"D X 29"H	\$3,799	\$2,527
	AMH WSFRT 783029	78"W X 30"D X 29"H	\$3,898	\$2,596
	AMH WSFRT 843029	84"W X 30"D X 29"H	\$3,997	\$2,665
	AMH WSFRT 903029	90"W X 30"D X 29"H	\$4,096	\$2,735
	AMH WSFRT 963029	96"W X 30"D X 29"H	\$4,195	\$2,804
	AMH WSFRT 1023029	102"W X 30"D X 29"H	\$4,294	\$2,873
	AMH WSFRT 1083029	108"W X 30"D X 29"H	\$4,392	\$2,942
	AMH WSFRT 1203029	120"W X 30"D X 29"H	\$4,590	\$3,081
36" DEPTH	AMH WSFRT 483629	48"W X 36"D X 29"H	\$3,787	\$2,730
	AMH WSFRT 543629	54"W X 36"D X 29"H	\$3,896	\$2,812
	AMH WSFRT 603629	60"W X 36"D X 29"H	\$4,005	\$2,894
	AMH WSFRT 663629	66"W X 36"D X 29"H	\$4,114	\$2,975
	AMH WSFRT 723629	72"W X 36"D X 29"H	\$4,223	\$3,057
	AMH WSFRT 783629	78"W X 36"D X 29"H	\$4,332	\$3,138
	AMH WSFRT 843629	84"W X 36"D X 29"H	\$4,440	\$3,220
	AMH WSFRT 903629	90"W X 36"D X 29"H	\$4,549	\$3,302
	AMH WSFRT 963629	96"W X 36"D X 29"H	\$4,658	\$3,383
	AMH WSFRT 1023629	102"W X 36"D X 29"H	\$4,767	\$3,465
	AMH WSFRT 1083629	108"W X 36"D X 29"H	\$4,876	\$3,547
	AMH WSFRT 1203629	120"W X 36"D X 29"H	\$5,094	\$3,710

# Desking

## Worksurface Return

# COLECRAFT

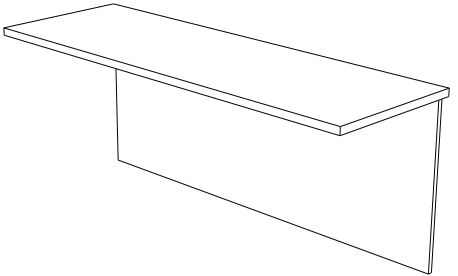


	MODEL #	DIMENSIONS	WOOD STANDARD	LAMINATE BASIC
24" DEPTH	AMH WSDSK 482429	48"W X 24"D X 29"H	\$1,928	\$1,331
	AMH WSDSK 542429	54"W X 24"D X 29"H	\$1,979	\$1,367
	AMH WSDSK 602429	60"W X 24"D X 29"H	\$2,030	\$1,403
	AMH WSDSK 662429	66"W X 24"D X 29"H	\$2,081	\$1,439
	AMH WSDSK 722429	72"W X 24"D X 29"H	\$2,133	\$1,475
	AMH WSDSK 782429	78"W X 24"D X 29"H	\$2,184	\$1,510
	AMH WSDSK 842429	84"W X 24"D X 29"H	\$2,235	\$1,546
	AMH WSDSK 902429	90"W X 24"D X 29"H	\$2,286	\$1,582
	AMH WSDSK 962429	96"W X 24"D X 29"H	\$2,337	\$1,618
	AMH WSDSK 1022429	102"W X 24"D X 29"H	\$2,389	\$1,654
	AMH WSDSK 1082429	108"W X 24"D X 29"H	\$2,440	\$1,690
	AMH WSDSK 1202429	120"W X 24"D X 29"H	\$2,542	\$1,761
	30" DEPTH	AMH WSDSK 483029	48"W X 30"D X 29"H	\$2,374
AMH WSDSK 543029		54"W X 30"D X 29"H	\$2,435	\$1,699
AMH WSDSK 603029		60"W X 30"D X 29"H	\$2,497	\$1,742
AMH WSDSK 663029		66"W X 30"D X 29"H	\$2,559	\$1,785
AMH WSDSK 723029		72"W X 30"D X 29"H	\$2,621	\$1,829
AMH WSDSK 783029		78"W X 30"D X 29"H	\$2,682	\$1,872
AMH WSDSK 843029		84"W X 30"D X 29"H	\$2,744	\$1,915
AMH WSDSK 903029		90"W X 30"D X 29"H	\$2,806	\$1,957
AMH WSDSK 963029		96"W X 30"D X 29"H	\$2,867	\$2,001
AMH WSDSK 1023029		102"W X 30"D X 29"H	\$2,929	\$2,044
AMH WSDSK 1083029		108"W X 30"D X 29"H	\$2,990	\$2,087
AMH WSDSK 1203029		120"W X 30"D X 29"H	\$3,113	\$2,174
36" DEPTH		AMH WSDSK 483629	48"W X 36"D X 29"H	\$2,841
	AMH WSDSK 543629	54"W X 36"D X 29"H	\$2,914	\$2,193
	AMH WSDSK 603629	60"W X 36"D X 29"H	\$2,987	\$2,247
	AMH WSDSK 663629	66"W X 36"D X 29"H	\$3,058	\$2,302
	AMH WSDSK 723629	72"W X 36"D X 29"H	\$3,131	\$2,356
	AMH WSDSK 783629	78"W X 36"D X 29"H	\$3,204	\$2,410
	AMH WSDSK 843629	84"W X 36"D X 29"H	\$3,275	\$2,465
	AMH WSDSK 903629	90"W X 36"D X 29"H	\$3,348	\$2,519
	AMH WSDSK 963629	96"W X 36"D X 29"H	\$3,420	\$2,573
	AMH WSDSK 1023629	102"W X 36"D X 29"H	\$3,493	\$2,627
	AMH WSDSK 1083629	108"W X 36"D X 29"H	\$3,565	\$2,682
	AMH WSDSK 1203629	120"W X 36"D X 29"H	\$3,500	\$2,632

# Desking

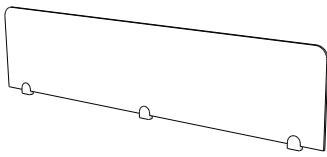
## Worksurface Bridge

# COLECRAFT



	MODEL #	DIMENSIONS	WOOD STANDARD	LAMINATE BASIC
24" DEPTH	AMH WSFBR 482429	48"W X 24"D X 29"H	\$2,613	\$1,564
	AMH WSFBR 542429	54"W X 24"D X 29"H	\$2,702	\$1,627
30" DEPTH	AMH WSFBR 483029	48"W X 30"D X 29"H	\$2,874	\$1,721
	AMH WSFBR 543029	54"W X 30"D X 29"H	\$2,973	\$1,790
36" DEPTH	AMH WSFBR 483629	48"W X 36"D X 29"H	\$3,161	\$1,893
	AMH WSFBR 543629	54"W X 36"D X 29"H	\$3,270	\$1,969

PRIVACY PANEL



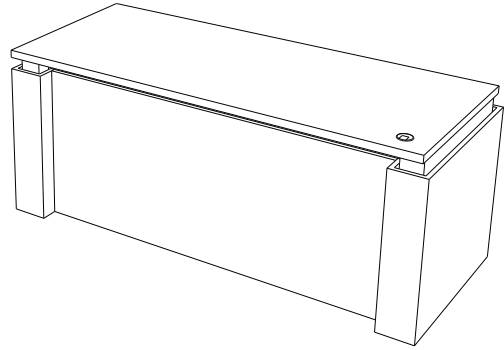
PRIVACY PANELS	MODEL #	DIMENSIONS	PRICE
	AMH PVC 2816	28"W X 16"H	\$870
	AMH PVC 3416	34"W X 16"H	\$938
	AMH PVC 4016	40"W X 16"H	\$991
	AMH PVC 7016	70"W X 16"H	\$1,261
	AMH PVC 8816	88"W X 16"H	\$1,443

Whether from office or home, the JAGAR Collection of Desking by Colecraft is designed for the way you work. This finely crafted collection of furniture makes an uncompromising statement about your values and that of your company. Timeless transitional styling, reconfigurability, adjustable height work surfaces, power data and multiple storage solutions are all standard with Jagar. This desking addresses today's multifunctional needs for all work environments, private office, open plan, collaboration and professional home office environments. The JAGAR Collection offers exquisite quality and impeccable detail.

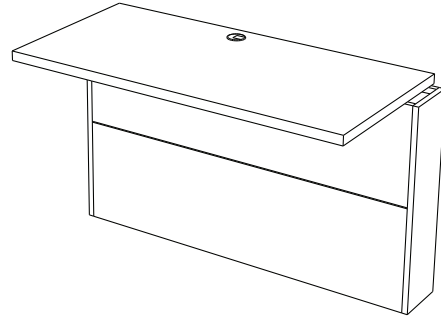





	MODEL #	DIMENSIONS	LM	VN
DESK	JODK7230	72"W X 30"D X 29"/42"H	\$8,318	\$12,477
	JODK8430	84"W X 30"D X 29"/42"H	\$9,982	\$17,967



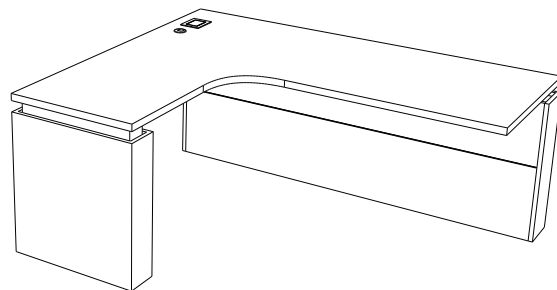
	MODEL #	DIMENSIONS	LM	VN
WALL RETURN	JORT4824	48"W X 24"D X 29"/42" H	\$4,543	\$6,815
	JORT6024	60"W X 24"D X 29"/42" H	\$5,451	\$9,812




	MODEL #	DIMENSIONS	LM	VN
L DESK LEFT HAND	JOLDLH6060	60"W X 60" D X 29"/42?H	\$20,200	\$36,360
	JOLDLH7260	72"W X 60" D X 29"/42?H	\$20,434	\$36,781




	MODEL #	DIMENSIONS	LM	VN
L DESK RIGHT HAND	JOLDRH6060	60"W X 60" D X 29"/42?H	\$20,200	\$36,360
	JOLDRH7260	72"W X 60" D X 29"/42?H	\$20,434	\$36,781




	MODEL #	DIMENSIONS	LM	VN
WARDROBE WITH BBF LEFT HAND	JOWDBBFLH242467	24"W X 24"D X 67"H	\$5,757	\$10,362




	MODEL #	DIMENSIONS	LM	VN
WARDROBE WITH BBF RIGHT HAND	JOWDBBFLH242467	24"W X 24"D X 67"H	\$5,757	\$10,362




	MODEL #	DIMENSIONS	LM	VN
WARDROBE WITH OPEN SHELVING LH	JOOWDLH242467	24"W X 24"D X 67"H	\$4,982	\$9,965
			\$0	\$0




	MODEL #	DIMENSIONS	LM	VN
WARDROBE WITH OPEN SHELVING RH	JOOWDRH242467	24"W X 24"D X 67"H	\$4,982	\$9,965




	MODEL #	DIMENSIONS	LM	VN
FILE FILE	JOFF152429	15"L X 24"D X 29"H	\$3,518	\$6,332




BOX BOX FILE	JOBBF152429	15"L X 24"D X 29"H	\$3,518	\$6,332
--------------	-------------	--------------------	---------	---------




MULTIFILE LH	JOMFLH302429	30"L X 24" D X 29"H	\$5,529	\$9,953
	JOMFLH362429	36"L X 24" D X 29"H	\$6,278	\$11,300




MULTIFILE RH	JOMFRH302429	30"L X 24" D X 29"H	\$5,529	\$9,953
	JOMFRH362429	36"L X 24" D X 29"H	\$6,278	\$11,300



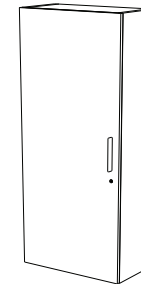
	MODEL #	DIMENSIONS	LM	VN
FILE FILE WITH WARDROBE	JOFFWD152467	15"L X 24"D X 67"H	\$4,566	\$8,219




BOX BOX FILE WITH WARDROBE	JOBBFWD152467	15"L X 24"D X 67"H	\$4,566	\$8,219
----------------------------	---------------	--------------------	---------	---------




WARDROBE HUTCH	JOWDH301538	30"W X 15"D X 38"H	\$2,296	\$4,133
	JOWDH361538	36"W X 15"D X 38"H	\$2,384	\$4,292




LATERAL FILE WITH BOOKCASE	JOLATBC302467	30"L X 24" D X 67"H	\$5,272	\$10,544
	JOLATBC362467	36"L X 24" D X 67"H	\$6,327	\$12,652



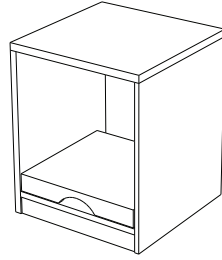
LATERAL FILE	JOLAT302429	30"L X 24" D X 29"H	\$3,319	\$5,643
	JOLAT362429	36"L X 24" D X 29"H	\$3,983	\$6,772



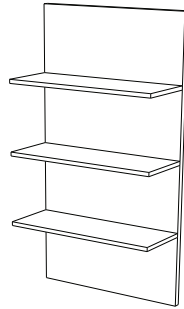
	MODEL #	DIMENSIONS	LM	VN
MOBILE BOX FILE	JOMBF152025	15"W X 20"D X 25"H	\$3,080	\$4,693



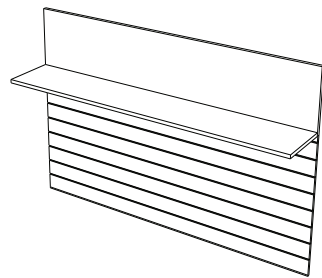
PULL OUT PRINTER	JOPP242429	24"W X 24"D X 29"H	\$4,165	\$7,080
------------------	------------	--------------------	---------	---------



WALL WITH 3 FLOATING SHELVES	JOFS3038	30"W X 38"H	\$3,138	\$5,648
------------------------------	----------	-------------	---------	---------



SLAT WALL WITH UPPER FLOATING SHELF	JOSW4838	48"W X 38"H	\$1,665	\$2,997
-------------------------------------	----------	-------------	---------	---------





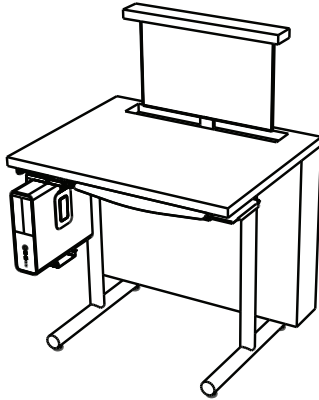
- Each unit includes a
- 1 Height Adjustable return
- 2 worksurfaces
- 1 Lockin Wardrobe with open shelving and a File File
- 1 Power/data unit • 2 power and charging USB

	MODEL #		LM	VN
OPEN OFFICE STARTER	JOPOFST969667	96"W X 96" D X 67"H	\$21,067	\$37,721
OPEN OFFICE ADDER	JOPOFAD969667	96"W X 96" D X 67"H	\$20,736	\$35,888

HIDDEN MONITOR MULTI-MEDIA DESKS

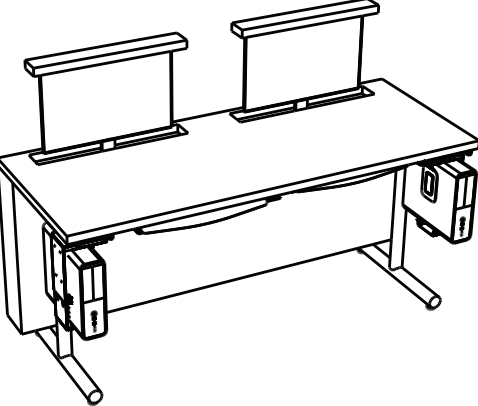
	MODEL #	Dimensions	LAMINATE(LM)	WOOD (WD)
--	---------	------------	--------------	-----------

ONE MONITOR STATION



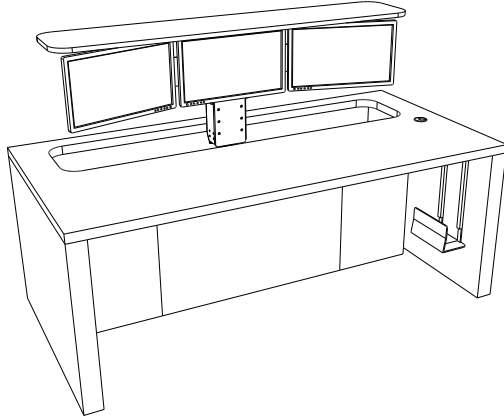
CS32262943	32"W X 26"D X 29"/43.5"H	\$3,708	\$4,873
------------	--------------------------	---------	---------

TWO MONITOR STATION



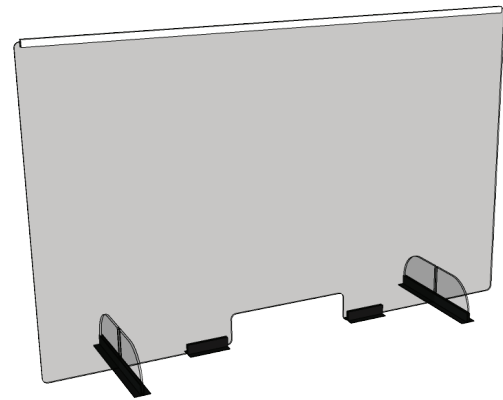
CS65262943	65"W X 26"D X 29"/43.5"H	\$10,681	\$17,460
------------	--------------------------	----------	----------

THREE MONITOR STATION



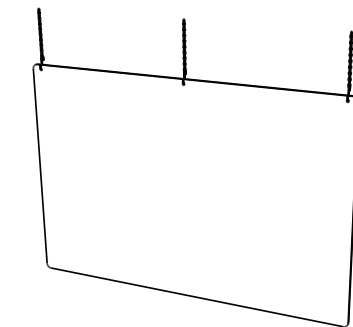
CS76382949	76"W X 38"D X 29"/48.75"H	\$19,589	\$22,399
------------	---------------------------	----------	----------

PRODUCTS SHOWN ON THIS PAGE DO NOT INCLUDE MONITORS OR CPU. THESE PRODUCTS INCLUDE CPU MOUNTS AND MONITOR LIFTS.

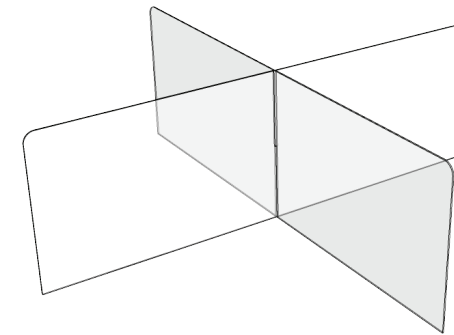


MODEL #	WIDTH	HEIGHT	PRICE
AMHPLY18x18-FS	18	18	\$314
AMHPLY24x18-FS	24	18	\$347
AMHPLY30x18-FS	30	18	\$381
AMHPLY36x18-FS	36	18	\$414
AMHPLY42x18-FS	42	18	\$448
AMHPLY48x18-FS	48	18	\$482
AMHPLY18x24-FS	18	24	\$342
AMHPLY24x24-FS	24	24	\$385
AMHPLY30x24-FS	30	24	\$428
AMHPLY36x24-FS	36	24	\$472
AMHPLY42x24-FS	42	24	\$515
AMHPLY48x24-FS	48	24	\$558
AMHPLY18x30-FS	18	30	\$371
AMHPLY24x30-FS	24	30	\$423
AMHPLY30x30-FS	30	30	\$476
AMHPLY36x30-FS	36	30	\$529
AMHPLY42x30-FS	42	30	\$581
AMHPLY48x30-FS	48	30	\$634
AMHPLY18x36-FS	18	36	\$399
AMHPLY24x36-FS	24	36	\$462
AMHPLY30x36-FS	30	36	\$524
AMHPLY36x36-FS	36	36	\$586
AMHPLY42x36-FS	42	36	\$648
AMHPLY48x36-FS	48	36	\$710

**PARPAN Hanging Shielding**

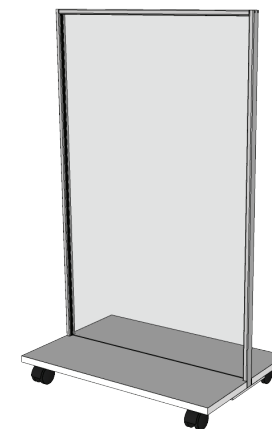


MODEL #	WIDTH	HEIGHT	PRICE
AMHPLY18x18-HS	18	18	\$333
AMHPLY24x18-HS	24	18	\$366
AMHPLY30x18-HS	30	18	\$395
AMHPLY36x18-HS	36	18	\$452
AMHPLY42x18-HS	42	18	\$481
AMHPLY48x18-HS	48	18	\$509
AMHPLY18x24-HS	18	24	\$366
AMHPLY24x24-HS	24	24	\$404
AMHPLY30x24-HS	30	24	\$442
AMHPLY36x24-HS	36	24	\$509
AMHPLY42x24-HS	42	24	\$547
AMHPLY48x24-HS	48	24	\$586
AMHPLY18x30-HS	18	30	\$395
AMHPLY24x30-HS	24	30	\$442
AMHPLY30x30-HS	30	30	\$490
AMHPLY36x30-HS	36	30	\$566
AMHPLY42x30-HS	42	30	\$614
AMHPLY48x30-HS	48	30	\$662
AMHPLY18x36-HS	18	36	\$423
AMHPLY24x36-HS	24	36	\$480
AMHPLY30x36-HS	30	36	\$538
AMHPLY36x36-HS	36	36	\$624
AMHPLY42x36-HS	42	36	\$681
AMHPLY48x36-HS	48	36	\$738



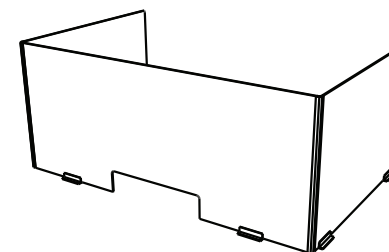
MODEL #	WIDTH	HEIGHT	PRICE
AMHPLY30x18-X	30	18	\$674
AMHPLY36x18-X	36	18	\$770
AMHPLY42x18-X	42	18	\$866
AMHPLY48x18-X	48	18	\$963
AMHPLY30x24-X	30	24	\$770
AMHPLY36x24-X	36	24	\$885
AMHPLY42x24-X	42	24	\$1,000
AMHPLY48x24-X	48	24	\$1,115
AMHPLY30x30-X	30	30	\$865
AMHPLY36x30-X	36	30	\$999
AMHPLY42x30-X	42	30	\$1,133
AMHPLY48x30-X	48	30	\$1,268
AMHPLY30x36-X	30	36	\$960
AMHPLY36x36-X	36	36	\$1,113
AMHPLY42x36-X	42	36	\$1,267
AMHPLY48x36-X	48	36	\$1,420

**PARPAN Mobile Screens**



MODEL #	WIDTH	HEIGHT	PRICE
AMHPLY24x60-MC	24	60	\$2,333
AMHPLY24x72-MC	24	72	\$2,418
AMHPLY24x78-MC	24	78	\$2,460
AMHPLY30x60-MC	30	60	\$2,439
AMHPLY30x72-MC	30	72	\$2,545
AMHPLY30x78-MC	30	78	\$2,598
AMHPLY36x60-MC	36	60	\$2,545
AMHPLY36x72-MC	36	72	\$2,672
AMHPLY36x78-MC	36	78	\$2,736
AMHPLY42x60-MC	42	60	\$2,651
AMHPLY42x72-MC	42	72	\$2,799
AMHPLY42x78-MC	42	78	\$2,873
AMHPLY48x60-MC	48	60	\$2,757
AMHPLY48x72-MC	48	72	\$2,926
AMHPLY48x78-MC	48	78	\$3,011

**PARPAN Folding Screens**




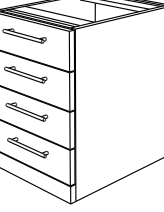




MODEL #	WIDTH	DEPTH	HEIGHT	PRICE
AMHPLY181818-UFLD	18	18	18	\$566
AMHPLY242418-UFLD	24	24	18	\$672
AMHPLY303018-UFLD	30	30	18	\$778
AMHPLY363618-UFLD	36	36	18	\$883
AMHPLY181824-UFLD	18	18	24	\$670
AMHPLY242424-UFLD	24	24	24	\$805
AMHPLY303024-UFLD	30	30	24	\$939
AMHPLY363624-UFLD	36	36	24	\$1,073
AMHPLY181830-UFLD	18	18	30	\$774
AMHPLY242430-UFLD	24	24	30	\$937
AMHPLY303030-UFLD	30	30	30	\$1,100
AMHPLY363630-UFLD	36	36	30	\$1,263
AMHPLY181836-UFLD	18	18	36	\$879
AMHPLY242436-UFLD	24	24	36	\$1,070
AMHPLY303036-UFLD	30	30	36	\$1,262
AMHPLY363636-UFLD	36	36	36	\$1,453

# Desking

## Low Storage and Credenzas

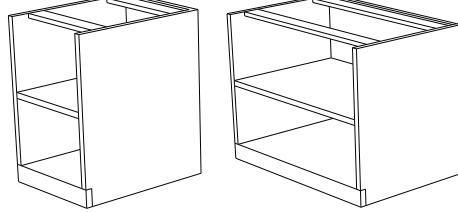






**COLECRAFT**

	MODEL #	DIMENSIONS	MELAMINE (ML)	LAMINATE (LM)	WOOD (WD)	
BOX BOX FILE 	WCNF BBF_151927	15"W X 19"D X 27 3/4"H	\$2,373	\$2,755	\$3,444	
	WCNF BBF_152427	15"W X 24"D X 27 3/4"H	\$2,530	\$2,901	\$3,625	
	WCNF BBF_181927	18"W X 19"D X 27 3/4"H	\$2,485	\$2,875	\$3,594	
	WCNF BBF_182427	18"W X 24"D X 27 3/4"H	\$2,617	\$3,027	\$3,783	
MOBILE BOX BOX FILE 	WCNF MPED_151927	15"W X 19"D X 27 3/4"H	\$2,428	\$2,809	\$3,511	
	WCNF MPED_152427	15"W X 24"D X 27 3/4"H	\$2,556	\$2,957	\$3,698	
	WCNF MPED_181927	18"W X 19"D X 27 3/4"H	\$2,534	\$2,932	\$3,664	
	WCNF MPED_182427	18"W X 24"D X 27 3/4"H	\$2,667	\$3,086	\$3,858	
FILE FILE 	WCNF FF_151927	15"W X 19"D X 27 3/4"H	\$2,373	\$2,755	\$3,444	
	WCNF FF_152427	15"W X 24"D X 27 3/4"H	\$2,530	\$2,901	\$3,625	
	WCNF FF_181927	18"W X 19"D X 27 3/4"H	\$2,485	\$2,875	\$3,594	
	WCNF FF_182427	18"W X 24"D X 27 3/4"H	\$2,617	\$3,027	\$3,783	
BOX BOX BOX BOX 	WCNF BBBB_151927	15"W X 19"D X 27 3/4"H	\$2,792	\$3,230	\$3,940	
	WCNF BBBB_152427	15"W X 24"D X 27 3/4"H	\$2,976	\$3,443	\$4,199	
	WCNF BBBB_181927	18"W X 19"D X 27 3/4"H	\$2,932	\$3,392	\$4,137	
	WCNF BBBB_182427	18"W X 24"D X 27 3/4"H	\$3,125	\$3,615	\$4,409	
LATERAL FILE 	WCNF LAT_301927	30"W X 19"D X 27 3/4"H	\$2,840	\$3,285	\$4,106	
	WCNF LAT_302427	30"W X 24"D X 27 3/4"H	\$2,989	\$3,458	\$4,323	
	WCNF LAT_361927	36"W X 19"D X 27 3/4"H	\$3,198	\$3,699	\$4,626	
	WCNF LAT_362427	36"W X 24"D X 27 3/4"H	\$3,366	\$3,894	\$4,867	
HINGED DOOR 	WCNF SHD_152427	15"W X 19"D X 27 3/4"H	\$2,154	\$2,491	\$3,115	
	WCNF SHD_151927	15"W X 24"D X 27 3/4"H	\$2,220	\$2,568	\$3,211	
	WCNF SHD_182427	18"W X 19"D X 27 3/4"H	\$2,247	\$2,600	\$3,250	
	WCNF SHD_181927	18"W X 24"D X 27 3/4"H	\$2,317	\$2,680	\$3,351	
	WCNF DHD_301927	30"W X 19"D X 27 3/4"H	\$2,502	\$2,895	\$3,620	
	WCNF DHD_302427	30"W X 24"D X 27 3/4"H	\$2,634	\$3,047	\$3,808	
	WCNF DHD_361927	36"W X 19"D X 27 3/4"H	\$2,946	\$3,408	\$4,259	
	WCNF DHD_362427	36"W X 24"D X 27 3/4"H	\$3,099	\$3,585	\$4,482	

# Desking

## Credenzas

**COLECRAFT**

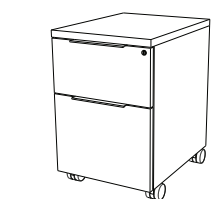
	MODEL #	DIMENSIONS	MELAMINE (ML)	LAMINATE (LM)	WOOD (WD)	
BOOKSHELF 	WCNF BKS_151927	15"W X 19"D X 27 3/4"H	\$1,931	\$2,234	\$2,794	
	WCNF BKS_152427	15"W X 24"D X 27 3/4"H	\$2,037	\$2,356	\$2,947	
	WCNF BKS_181927	18"W X 19"D X 27 3/4"H	\$2,015	\$2,331	\$2,915	
	WCNF BKS_182427	18"W X 24"D X 27 3/4"H	\$2,125	\$2,459	\$3,076	
	WCNF BKS_301927	30"W X 19"D X 27 3/4"H	\$2,291	\$2,650	\$3,314	
	WCNF BKS_302427	30"W X 24"D X 27 3/4"H	\$2,417	\$2,796	\$3,496	
	WCNF BKS_361927	36"W X 19"D X 27 3/4"H	\$2,570	\$2,973	\$3,715	
	WCNF BKS_362427	36"W X 24"D X 27 3/4"H	\$2,711	\$3,136	\$3,919	
PRINTER PEDESTAL 	WCNF PP_232327	23.75"W X 23"D X 27 3/4"H	\$2,819	\$3,262	\$4,078	
BOX BOX LATERAL FILE 	WCNF BBL_302327	30"W X 23"D X 27 3/4"H	\$3,364	\$3,892	\$4,864	
	WCNF BBL_362327	36"W X 23"D X 27 3/4"H	\$3,579	\$4,140	\$5,174	
MULTIFILE RIGHT 	WCNF MFR_302327	30"W X 23"D X 27 3/4"H	\$3,551	\$4,108	\$5,134	
MULTIFILE LEFT 	WCNF MFL_302327	30"W X 23"D X 27 3/4"H	\$3,551	\$4,108	\$5,134	
TALL LATERAL FILE 	WCNF TLAT_301942	30"W X 19"D X 42"H	\$3,707	\$4,288	\$5,956	
	WCNF TLAT_302442	30"W X 24"D X 42"H	\$3,952	\$4,572	\$6,321	
	WCNF TLAT_361942	36"W X 19"D X 42"H	\$4,107	\$4,751	\$6,536	
	WCNF TLAT_362442	36"W X 24"D X 42"H	\$4,373	\$5,059	\$6,929	
TALL BOX BOX LATERAL FILE 	WCNF TBBLAT_301942	30"W X 19"D X 42"H	\$4,054	\$4,690	\$6,458	
	WCNF TBBLAT_302442	30"W X 24"D X 42"H	\$4,318	\$4,995	\$6,850	
	WCNF TBBLAT_361942	36"W X 19"D X 42"H	\$4,498	\$5,204	\$7,102	
	WCNF TBBLAT_362442	36"W X 24"D X 42"H	\$4,785	\$5,535	\$7,525	

# Desking

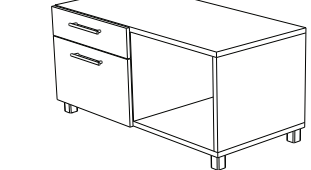
# COLECRAFT

## Low Storage and Credenzas


	MODEL #	DIMENSIONS	MELAMINE (ML)	LAMINATE (LM)	WOOD (WD)
--	---------	------------	---------------	---------------	-----------



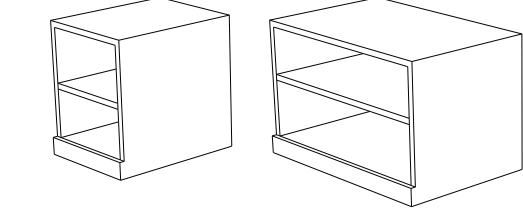
BOX FILE W/ LEGS	AMH_LOW BFS 181824	18"W X 18"D X 24.25"H	\$2,554	\$2,955	\$3,604
------------------	--------------------	-----------------------	---------	---------	---------




BOX FILE AND STORAGE	AMH_LOW BFST 482422	48"W X 24"D X 22.25"H	\$3,192	\$3,692	\$4,504
	AMH_LOW BFST 542422	54"W X 24"D X 22.25"H	\$3,370	\$3,899	\$4,755
	AMH_LOW BF 181822	18"W X 18"D X 22.25"H	\$2,485	\$2,875	\$3,506
	AMH_LOW BF 182422	18"W X 24"D X 22.25"H	\$2,609	\$3,019	\$3,681




BOOK SHELF	AMH_LOW BF 361822	36"W X 18"D X 22.25"H	\$3,479	\$4,024	\$4,909
	AMH_LOW BF 362422	36"W X 24"D X 22.25"H	\$3,653	\$4,225	\$5,154
	AMH_LOW BSH 181822	18"W X 18"D X 22.25"H	\$1,915	\$2,216	\$2,702
	AMH_LOW BSH 182422	18"W X 24"D X 22.25"H	\$2,011	\$2,326	\$2,838



HINGED DOOR	AMH_LOW BSH 361822	36"W X 18"D X 22.25"H	\$2,682	\$3,102	\$3,783
	AMH_LOW BSH 362422	36"W X 24"D X 22.25"H	\$2,817	\$3,258	\$3,972
	AMH_LOW SHD 181822	18"W X 18"D X 22.25"H	\$2,123	\$2,455	\$2,994
	AMH_LOW SHD 182422	18"W X 24"D X 22.25"H	\$2,218	\$2,566	\$3,129



BOX FILE AND STORAGE	AMH_LOW DHD 361822	36"W X 18"D X 22.25"H	\$3,095	\$3,580	\$4,366
	AMH_LOW DHD 362422	36"W X 24"D X 22.25"H	\$3,228	\$3,734	\$4,556
	AMH_LOW BFSTFL 481822	48"W X 18"D X 22.25"H	\$2,975	\$3,441	\$4,197
	AMH_LOW BFSTFL 482422	48"W X 24"D X 22.25"H	\$3,124	\$3,614	\$4,406




# Desking


# COLECRAFT

## Credenzas


MODEL #	DIMENSIONS	MELAMINE (ML)	LAMINATE (LM)	WOOD (WD)
---------	------------	---------------	---------------	-----------




AMH_CR D4 722429	72"W X 24"D X 29"H	\$5,129	\$8,394	\$11,370
------------------	--------------------	---------	---------	----------



AMH_CR FFD2 722429	72"W X 24"D X 29"H	\$5,385	\$12,638	\$16,673
--------------------	--------------------	---------	----------	----------



AMH_CR FFBBF 722429	72"W X 24"D X 29"H	\$4,873	\$7,278	\$9,972
---------------------	--------------------	---------	---------	---------

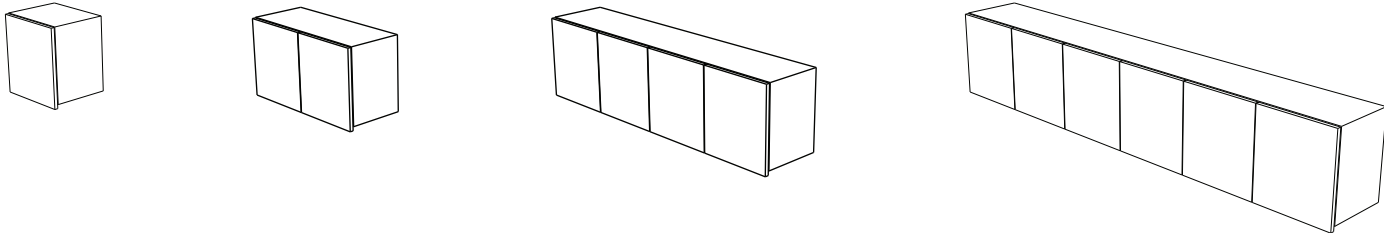


# Desking

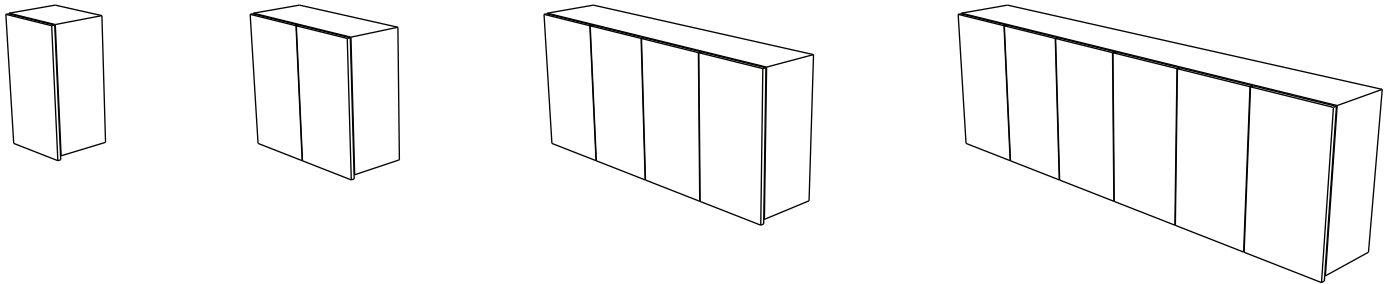
## Hanging Wall Storage

# COLECRAFT

	MODEL #	DIMENSIONS	WOOD	LAMINATE
			STANDARD	BASIC
WOOD DOOR 19" HIGH	AMH WDOOR 181519	18"W X 15"D X 19"H	\$3,907	\$3,047
	AMH WDOOR 361519	36"W X 15"D X 19"H	\$5,474	\$4,269
	AMH WDOOR 721519	72"W X 15"D X 19"H	\$7,819	\$6,099
	AMH WDOOR 1081519	108"W X 15"D X 19"H	\$11,299	\$9,332
GLASS DOORS 19" HIGH	AMH GLSDR 181519	18"W X 15"D X 19"H	\$5,079	\$3,961
	AMH GLSDR 361519	36"W X 15"D X 19"H	\$7,116	\$5,550
	AMH GLSDR 721519	72"W X 15"D X 19"H	\$10,165	\$7,929
	AMH GLSDR 1081519	108"W X 15"D X 19"H	\$14,689	\$12,131



WOOD DOORS 32" HIGH	AMH WDOOR 181532	18"W X 15"D X 32"H	\$4,297	\$3,352
	AMH WDOOR 361532	36"W X 15"D X 32"H	\$6,021	\$4,696
	AMH WDOOR 721532	72"W X 15"D X 32"H	\$8,601	\$6,709
	AMH WDOOR 1081532	108"W X 15"D X 32"H	\$12,429	\$10,265
GLASS DOORS 32" HIGH	AMH GLSDR 181532	18"W X 15"D X 32"H	\$5,586	\$4,357
	AMH GLSDR 361532	36"W X 15"D X 32"H	\$7,827	\$6,105
	AMH GLSDR 721532	72"W X 15"D X 32"H	\$11,182	\$8,722
	AMH GLSDR 1081532	108"W X 15"D X 32"H	\$16,158	\$13,344

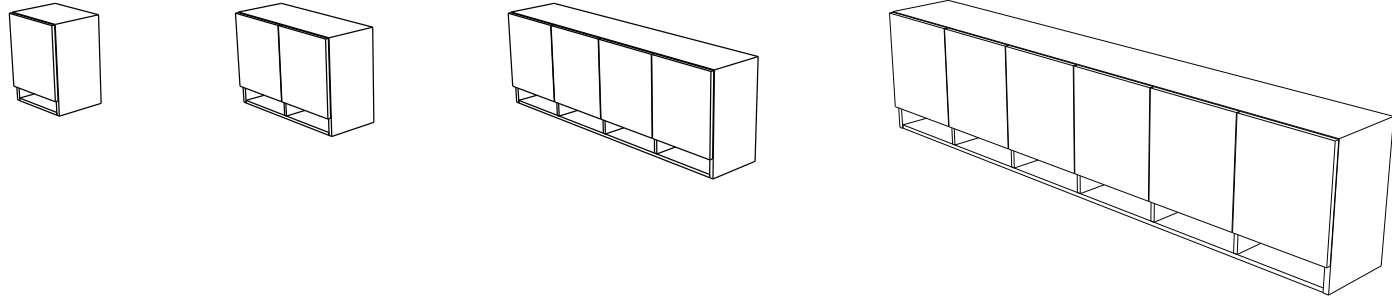


# Desking

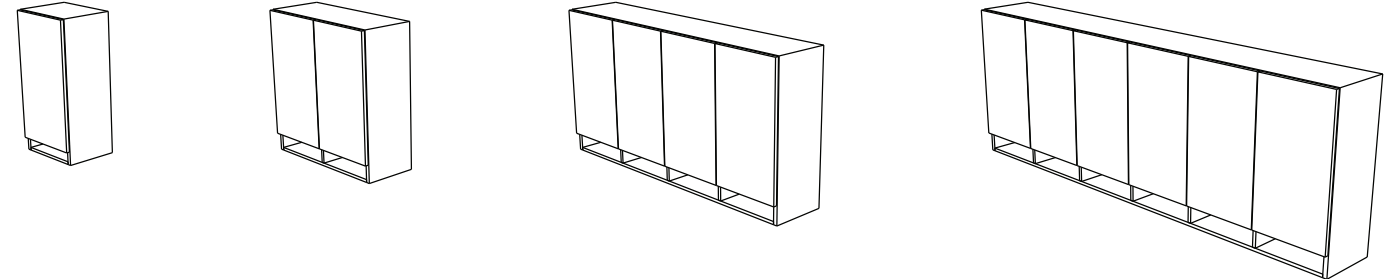
## Hanging Wall Storage with shelving

# COLECRAFT

	MODEL #	DIMENSIONS	WOOD	LAMINATE
			STANDARD	BASIC
WOOD DOORS 24 3/4" HIGH	AMH WDOORST 181524	18"W X 15"D X 24 3/4"H	\$4,348	\$3,488
	AMH WDOORST 361524	36"W X 15"D X 24 3/4"H	\$6,356	\$5,151
	AMH WDOORST 721524	72"W X 15"D X 24 3/4"H	\$9,583	\$7,863
	AMH WDOORST 1081524	108"W X 15"D X 24 3/4"H	\$13,504	\$11,537
GLASS DOORS 24 3/4" HIGH	AMH GLSDRST 181524	18"W X 15"D X 24 3/4"H	\$5,520	\$4,402
	AMH GLSDRST 361524	36"W X 15"D X 24 3/4"H	\$7,998	\$6,432
	AMH GLSDRST 721524	72"W X 15"D X 24 3/4"H	\$11,929	\$9,693
	AMH GLSDRST 1081524	108"W X 15"D X 24 3/4"H	\$16,894	\$14,336



WOOD DOORS 37 3/4" HIGH	AMH WDOORST 181537	18"W X 15"D X 37 3/4"H	\$4,738	\$3,793
	AMH WDOORST 361537	36"W X 15"D X 37 3/4"H	\$6,903	\$5,578
	AMH WDOORST 721537	72"W X 15"D X 37 3/4"H	\$10,365	\$8,473
	AMH WDOORST 1081537	108"W X 15"D X 37 3/4"H	\$14,634	\$12,470
GLASS DOORS 37 3/4" HIGH	AMH GLSDRST 181537	18"W X 15"D X 37 3/4"H	\$6,027	\$4,798
	AMH GLSDRST 361537	36"W X 15"D X 37 3/4"H	\$8,709	\$6,987
	AMH GLSDRST 721537	72"W X 15"D X 37 3/4"H	\$12,946	\$10,486
	AMH GLSDRST 1081537	108"W X 15"D X 37 3/4"H	\$18,362	\$15,549

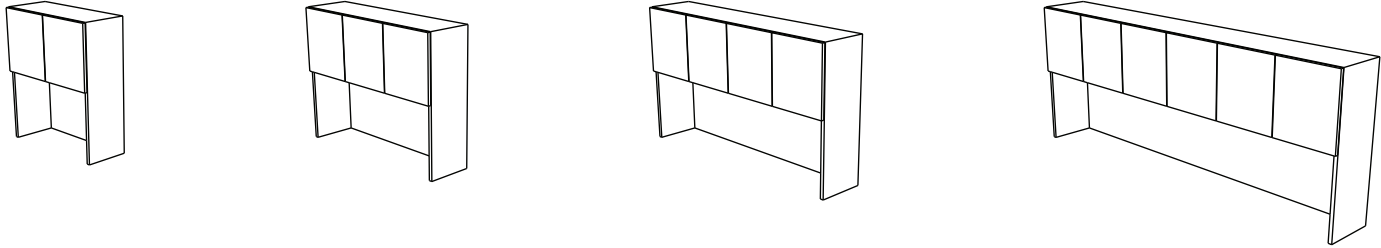


# Desking

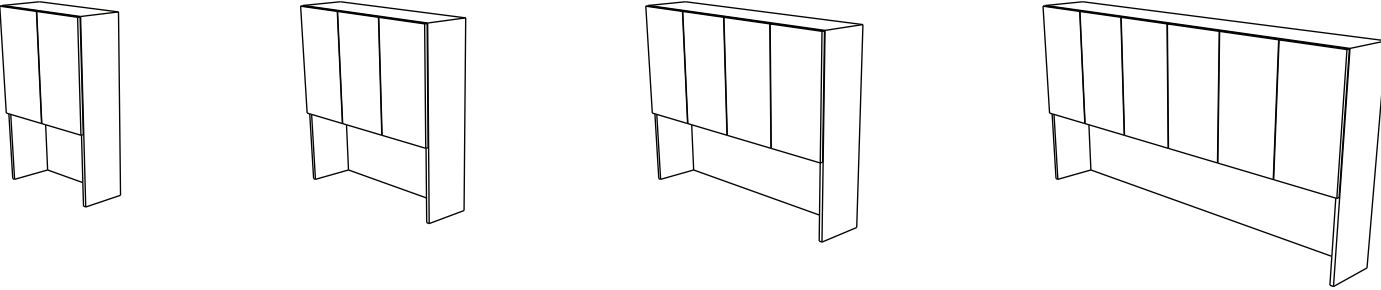
## Hutch Overhead Wall Storage

# COLECRAFT

	MODEL #	DIMENSIONS	WOOD	LAMINATE
			STANDARD	BASIC
WOOD DOORS 42" HIGH	AMH WDWH 181542	18"W X 15"D X 42"H	\$4,297	\$3,352
	AMH WDWH 361542	36"W X 15"D X 42"H	\$6,021	\$4,696
	AMH WDWH 721542	72"W X 15"D X 42"H	\$8,601	\$6,709
	AMH WDWH 1081542	108"W X 15"D X 42"H	\$12,429	\$10,265
GLASS DOORS 42" HIGH	AMH GLSWH 181517	18"W X 15"D X 42"H	\$5,586	\$4,357
	AMH GLSWH 361517	36"W X 15"D X 42"H	\$7,827	\$6,105
	AMH GLSWH 721517	72"W X 15"D X 42"H	\$11,182	\$8,722
	AMH GLSWH 1081517	108"W X 15"D X 42"H	\$16,158	\$13,344



	MODEL #	DIMENSIONS	WOOD	LAMINATE
			STANDARD	BASIC
WOOD DOORS 55" HIGH	AMH WDWH 181555	18"W X 15"D X 55"H	\$4,727	\$3,687
	AMH WDWH 361555	36"W X 15"D X 55"H	\$6,623	\$5,166
	AMH WDWH 721555	72"W X 15"D X 55"H	\$9,461	\$7,380
	AMH WDWH 1081555	108"W X 15"D X 55"H	\$13,672	\$11,291
GLASS DOORS 55" HIGH	AMH GLSWH 181555	18"W X 15"D X 55"H	\$6,145	\$4,793
	AMH GLSWH 361555	36"W X 15"D X 55"H	\$8,610	\$6,716
	AMH GLSWH 721555	72"W X 15"D X 55"H	\$12,300	\$9,594
	AMH GLSWH 1081555	108"W X 15"D X 55"H	\$17,773	\$14,679

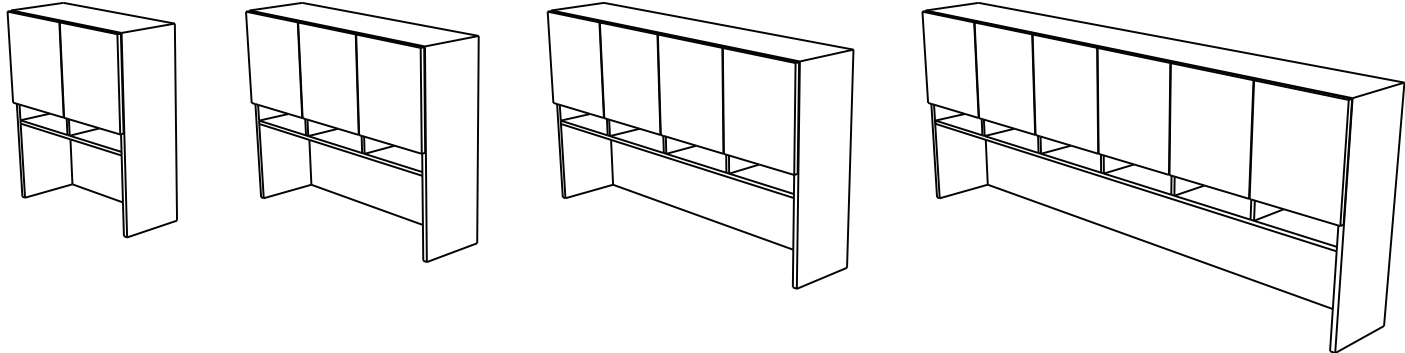


# Desking

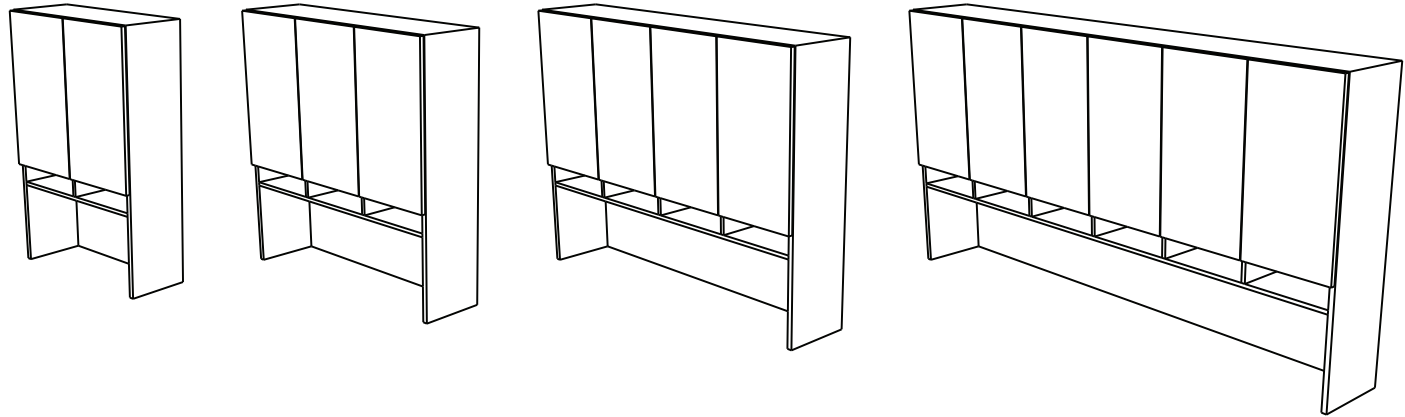
## Hutch Overhead Wall Storage with Shelving

# COLECRAFT

	MODEL #	DIMENSIONS	WOOD	LAMINATE
			STANDARD	BASIC
WOOD DOORS 42" HIGH	AMH WDWHWS 181542	18"W X 15"D X 42"H	\$4,727	\$3,687
	AMH WDWHWS 361542	36"W X 15"D X 42"H	\$6,623	\$5,166
	AMH WDWHWS 721542	72"W X 15"D X 42"H	\$9,461	\$7,380
	AMH WDWHWS 1081542	108"W X 15"D X 42"H	\$13,672	\$11,291
GLASS DOORS 42" HIGH	AMH GLSWHWS 181517	18"W X 15"D X 42"H	\$6,145	\$4,793
	AMH GLSWHWS 361517	36"W X 15"D X 42"H	\$8,610	\$6,716
	AMH GLSWHWS 721517	72"W X 15"D X 42"H	\$12,300	\$9,594
	AMH GLSWHWS 1081517	108"W X 15"D X 42"H	\$17,773	\$14,679



	MODEL #	DIMENSIONS	WOOD	LAMINATE
			STANDARD	BASIC
WOOD DOORS 55" HIGH	AMH WDWHWS 181555	18"W X 15"D X 55"H	\$5,200	\$4,056
	AMH WDWHWS 361555	36"W X 15"D X 55"H	\$7,285	\$5,683
	AMH WDWHWS 721555	72"W X 15"D X 55"H	\$10,408	\$8,118
	AMH WDWHWS 1081555	108"W X 15"D X 55"H	\$15,039	\$12,420
GLASS DOORS 55" HIGH	AMH GLSWHWS 181555	18"W X 15"D X 55"H	\$6,760	\$5,272
	AMH GLSWHWS 361555	36"W X 15"D X 55"H	\$9,471	\$7,387
	AMH GLSWHWS 721555	72"W X 15"D X 55"H	\$13,530	\$10,553
	AMH GLSWHWS 1081555	108"W X 15"D X 55"H	\$19,551	\$16,147

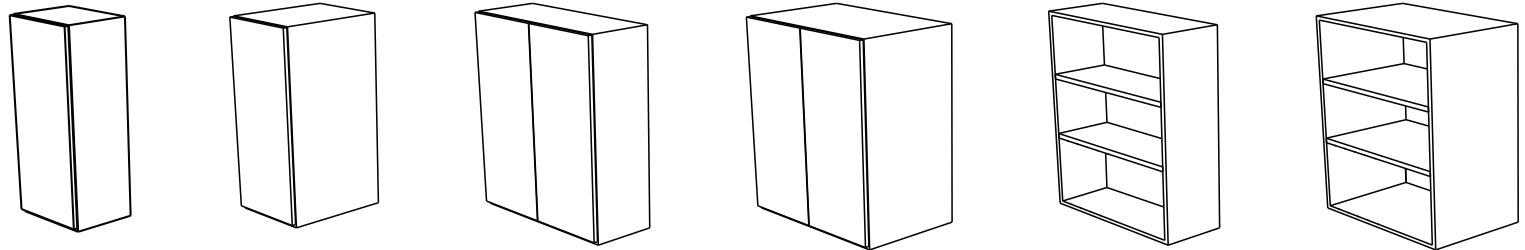


# Desking


## Full length Countertop Hutches

# COLECRAFT

	MODEL #	DIMENSIONS	WOOD	LAMINATE
			STANDARD	BASIC
42" HIGH	AMH CTHC 181542	18"W X 15"D X 42"H	\$3,263	\$2,031
	AMH CTHC 182442	18"W X 24"D X 42"H	\$3,426	\$2,133
	AMH CTHC 361542	36"W X 15"D X 42"H	\$5,221	\$3,250
	AMH CTHC 362442	36"W X 24"D X 42"H	\$5,482	\$3,413
	AMH CTHCBS 361542	36"W X 15"D X 42"H	\$4,692	\$2,721
	AMH CTHCBS 362442	36"W X 24"D X 42"H	\$4,953	\$2,884



55" HIGH	AMH CTHC 181555	18"W X 15"D X 55"H	\$3,590	\$2,234
	AMH CTHCBS 181555	18"W X 15"D X 55"H	\$3,325	\$1,970
	AMH CTHC 182455	18"W X 24"D X 55"H	\$3,769	\$2,346
	AMH CTHC 361555	36"W X 15"D X 55"H	\$5,743	\$3,575
	AMH CTHC 362455	36"W X 24"D X 55"H	\$6,030	\$3,754

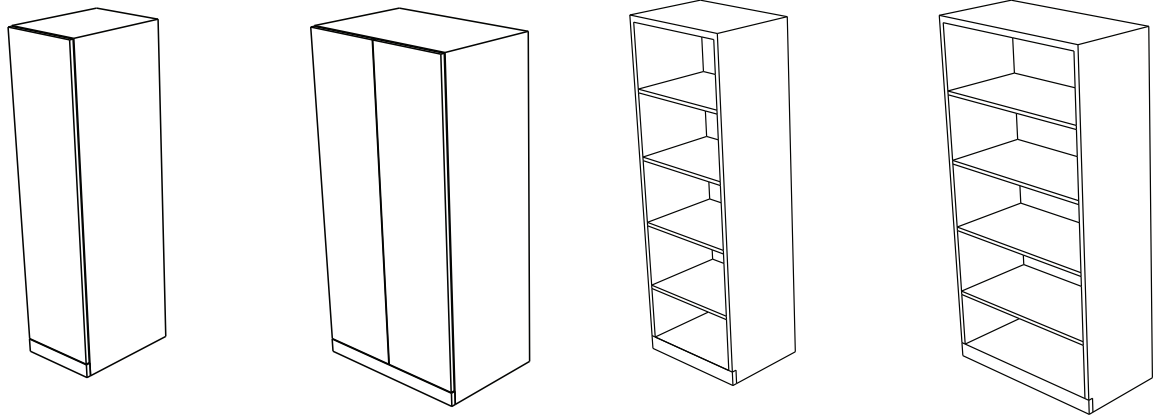


# Desking

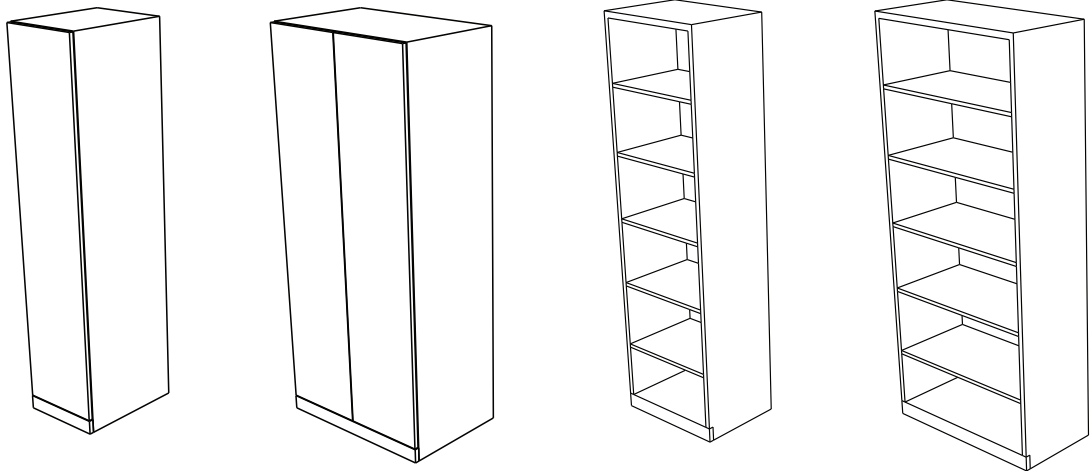
## Wardrobe Storage

# COLECRAFT

	MODEL #	DIMENSIONS	STANDARD	BASIC
			71 " HIGH	AMH WDST 182471
	AMH WDST 362471	36"W X 24"D X 71"H	\$7,778	\$5,834
	AMH WDSTBS 182471	18"W X 24"D X 71"H	\$4,581	\$3,366
	AMH WDSTBS 362471	36"W X 24"D X 71"H	\$7,217	\$5,273



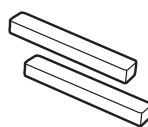
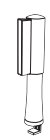


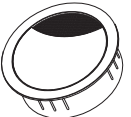
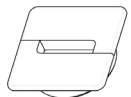



84" HIGH	AMH WDST 182484	18"W X 24"D X 84"H	\$5,347	\$4,011
	AMH WDST 362484	36"W X 24"D X 84"H	\$8,556	\$6,417
	AMH WDSTBS 182484	18"W X 24"D X 84"H	\$5,067	\$3,730
	AMH WDSTBS 362484	36"W X 24"D X 84"H	\$7,995	\$5,856



# Desking

## Desking Accessories

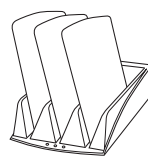

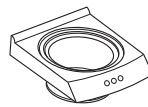



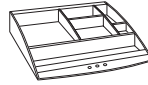
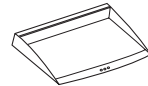
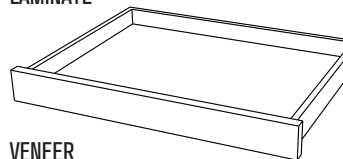

# COLECRAFT

	MODEL #	DESCRIPTION/COLOR	PRICE
END CAPS 	CPF-A7050	BLACK	\$51
	CPF-A7051	SILVER	\$51
DESK MOUNT POST 	CPFS-5000P	BLACK	\$141
ALUMINUM SLATWALL TOOLBAR 	CPF-A2400B	24" - BLACK	\$148
	CPF-A2400S	24" - SILVER	\$169
	CPF-A3600B	36" - BLACK	\$198
	CPF-A3600S	36" - SILVER	\$226
	CPF-A5400B	54" - BLACK	\$263
	CPF-A5400S	54" - SILVER	\$302
POWER GROMMET 	CPF-88600	BLACK 2 POWER 2 CAT 5 LAN 2 USB PORTS (DATA ONLY)	\$429
EXECUTIVE METAL ROUND GROMMET 	CPF-04-60-22-CL	60 MM - POLISHED CHROME	\$90
	CPF-04-60-22-NS	60 MM - SATIN NICKEL	\$90
	CPF-04-60-22-IN	60 MM - STAINLESS STEEL	\$90
CARRE GROMMET 	CPF-03-80-01-ALV	80 MM - VARNISHED ALUMINUM	\$48
	CPF-03-80-01-CL	80 MM - POLISHED CHROME	\$62
GV GROMMET 	CPF-03-80-33-ALV	80 MM - GB93 WITH BRUSH VARNISHED ALUMINUM	\$55
EXIT EDGE 	CPF-03-EX251232-AL	25MM X 120MM X 320MM - ALUMINUM, BLACK BRUSH	\$201
UNDERMOUNT LED LIGHTING 	TSKLED018	17" w x 3/4" d x 1/2" h	\$1,080
	TSKLED036	35" w x 3/4" d x 1/2" h	\$1,177
	TSKLED054	53" w x 3/4" d x 1/2" h	\$1,274
	TSKLED072	71" w x 3/4" d x 1/2" h	\$1,370
	TSKLED090	89" w x 3/4" d x 1/2" h	\$1,467
	TSKLED108	107" w x 3/4" d x 1/2" h	\$1,563
	TSKLED126	125" w x 3/4" d x 1/2" h	\$1,660
	TSKLED144	143" w x 3/4" d x 1/2" h	\$1,757
	TSKLED162	161" w x 3/4" d x 1/2" h	\$1,853
	TSKLED180	179" w x 3/4" d x 1/2" h	\$1,950

# Desking

## Desking Accessories

# COLECRAFT

	MODEL #	DESCRIPTION/COLOR	PRICE
FOLDER SORTER TRAY 	CPF-1008P	BLACK	\$95
	CPF-1269P	SILVER	\$104
BINDER HOLDER 	CPF1009P CPF1269P	BLACK SILVER	\$72 \$78
CUP HOLDER 	CPF-1014P CPF-12614P	BLACK SILVER	\$58 \$60
SHELF W/ BRACKETS 	CPF-1018P	18" - BLACK	\$118
	CPF1024P	24" - BLACK	\$139
	CPF-10186P	18" - SILVER	\$136
	CPF-10246P	24" - SILVER	\$148
PENCIL HOLDER 	CPF-1000P CPF-1260P	BLACK SILVER	\$58 \$62
PAPER TRAY 	CPF-1003P	BLACK	\$90
	CPF-1263P	SILVER	\$97
ACCESSORY TRAY 	CPF-1004P	BLACK	\$74
	CPF-1264P	SILVER	\$81
LEGAL/A4 PAPER TRAY 	CPF-1007P	BLACK	\$90
	CPF-1267P	SILVER	\$97
PENCIL DRAWER LAMINATE 	MODEL #	Dimensions	PRICE
	PDRW22X14LM	22"wx14"dx2.5"h	\$719
	PDRW26X14LM	26"wx14"dx2.5"h	\$745
PDRW30X14LM	30"wx14"dx2.5"h	\$771	
VENEER 	PDRW22X14VN	22"wx14"dx2.5"h	\$932
	PDRW26X14VN	26"wx14"dx2.5"h	\$967
	PDRW30X14LM	30"wx14"dx2.5"h	\$1,093

**COLECRAFT**

**Colecraft Commercial Furnishings**

1021 Allen Street - Jamestown, NY 14701

Phone: (844)-500-9356 • (716) 488-2810

[www.colecraftcf.com](http://www.colecraftcf.com)

Fax: (716) 488-2824



# LARGE CONFERENCE



## SPECIFICATION GUIDE

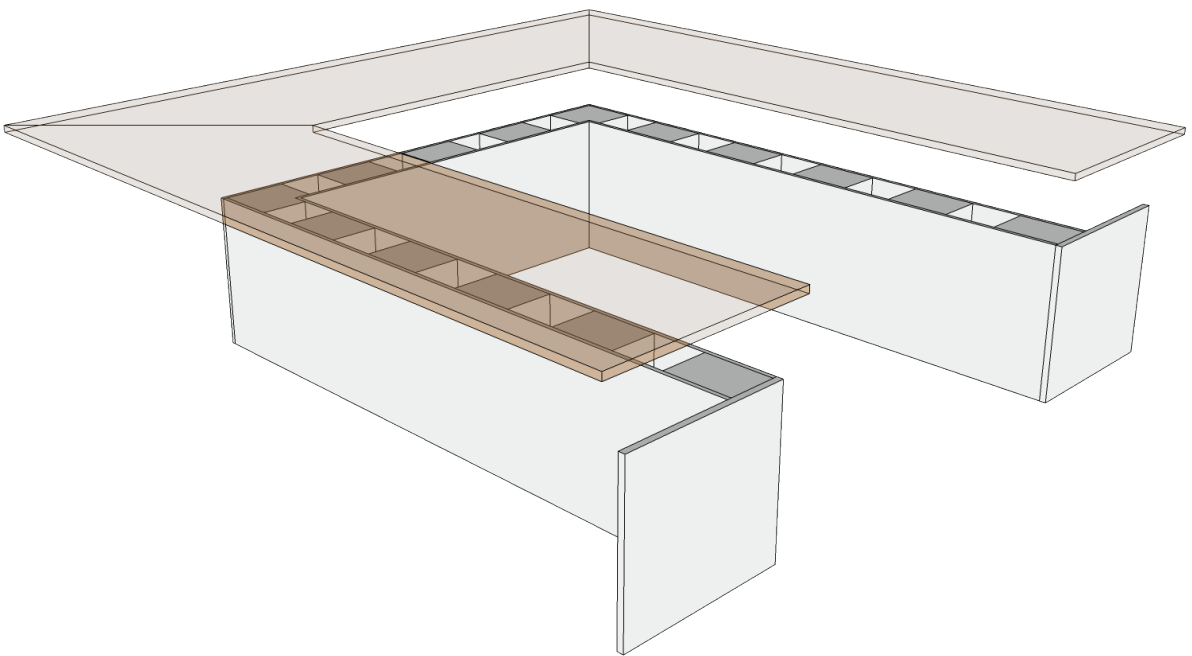
REV 010326

NOTE: Due to the recent unanticipated cost increase of raw materials please call to confirm list pricing before you quote your clients

**COLECRAFT**  
The Art of Detail™

Notes

Area with horizontal dotted lines for notes.



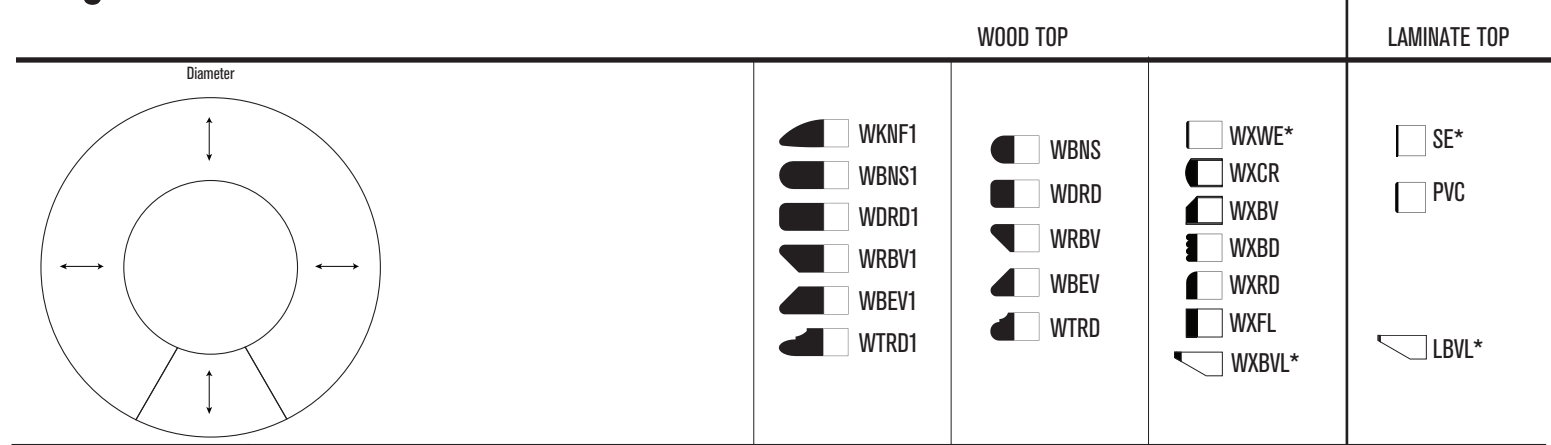
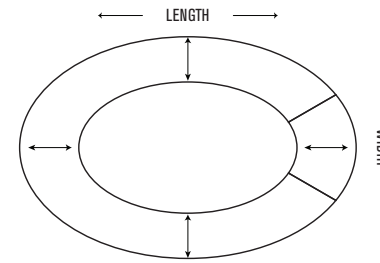



TABLE TOP DEPTH	MODEL #	DIMENSIONS	SEATS	WOOD TOP			LAMINATE TOP
				DELUXE	PREMIUM	STANDARD	BASIC
<b>30"</b>	CIR-30120	120" DIAM	12	\$62,262	\$56,092	\$54,153	\$39,833
	CIR-30144	144" DIAM	14	\$71,831	\$69,594	\$65,520	\$51,467
	CIR-30168	168" DIAM	18	\$83,803	\$81,193	\$76,440	\$60,045
	CIR-30192	192" DIAM	20	\$104,713	\$94,336	\$91,675	\$66,067
	CIR-30240	240" DIAM	24	\$133,842	\$120,579	\$113,740	\$84,556
	CIR-30288	288" DIAM	30	\$159,190	\$143,414	\$139,415	\$102,288
	CIR-30336	336" DIAM	34	\$192,019	\$172,990	\$167,247	\$120,910
<b>36"</b>	CIR-36120	120" DIAM	12	\$70,125	\$63,176	\$57,642	\$43,062
	CIR-36144	144" DIAM	14	\$75,628	\$71,693	\$67,494	\$53,347
	CIR-36168	168" DIAM	18	\$88,233	\$83,642	\$78,743	\$62,238
	CIR-30192	192" DIAM	20	\$104,712	\$94,335	\$91,676	\$66,067
	CIR-30240	240" DIAM	24	\$133,843	\$120,580	\$113,740	\$84,556
	CIR-30288	288" DIAM	30	\$159,189	\$143,414	\$139,415	\$102,288
	CIR-30336	336" DIAM	34	\$192,018	\$172,989	\$167,247	\$120,909

Notes :  
 • Laminate or Paint can be substituted for veneer on work surfaces at no extra charge •  
 • Our Deluxe and Standard edges are available 1-3/4" thickness • add 10 % to cost of table top  
 • \*Consult Your Colecraft Representative regarding Price Reduction For Wood Tape  
 • \*Edges WXBVL, LBVL, SE • add 10 % to cost of table top  
 • \*Edges WXWE • Subtract 10 % to cost of table top




- |       |      |        |       |
|-------|------|--------|-------|
| WKNF1 | WBNS | WXWE*  | SE*   |
| WBNS1 | WDRD | WXCR   | PVC   |
| WDRD1 | WRBV | WXBV   |       |
| WRBV1 | WBEV | WXBD   |       |
| WBEV1 | WTRD | WXRD   |       |
| WTRD1 |      | WXFL   |       |
|       |      | WXBVL* | LBVL* |

TABLE TOP DEPTH	MODEL #	DIMENSIONS	SEATS	WOOD TOP			LAMINATE TOP	
				DELUXE	PREMIUM	STANDARD	BASIC	
30"	OVL-301201144	120"W X 144"L	28	\$66,261	\$62,347	\$58,429	\$45,950	
	OVL-301201168	120"W X 168"L	30	\$72,981	\$68,669	\$64,355	\$50,610	
	OVL-301201192	120"W X 192"L	34	\$87,931	\$79,217	\$74,240	\$54,042	
	OVL-30120240	120"W X 240"L	40	\$107,633	\$96,967	\$91,252	\$65,832	
	OVL-30120288	120"W X 288"L	46	\$121,187	\$109,178	\$102,751	\$75,748	
	OVL-30120336	120"W X 336"L	52	\$141,859	\$127,801	\$120,611	\$89,635	
	OVL-301441168	144"W X 168"L	32	\$78,218	\$73,597	\$68,972	\$54,241	
	OVL-301441192	144"W X 192"L	36	\$89,762	\$80,866	\$75,890	\$56,445	
	OVL-30144240	144"W X 240"L	40	\$89,691	\$80,803	\$89,027	\$67,423	
	OVL-30144288	144"W X 288"L	48	\$122,868	\$110,692	\$104,218	\$78,918	
	OVL-30144336	144"W X 336"L	54	\$144,186	\$129,897	\$122,707	\$91,255	
	36"	OVL-361201144	120"W X 144"L	28	\$70,064	\$67,261	\$63,743	\$49,107
		OVL-361201168	120"W X 168"L	30	\$77,169	\$74,083	\$70,207	\$54,087
		OVL-361201192	120"W X 192"L	34	\$97,867	\$88,168	\$82,629	\$60,149
		OVL-36120240	120"W X 240"L	40	\$117,883	\$106,200	\$99,941	\$72,101
		OVL-36120288	120"W X 288"L	46	\$131,323	\$118,309	\$111,345	\$82,083
		OVL-36120336	120"W X 336"L	52	\$152,614	\$137,490	\$129,754	\$96,430
		OVL-361441168	144"W X 168"L	32	\$82,706	\$79,398	\$75,244	\$57,967
OVL-361441192		144"W X 192"L	36	\$99,905	\$90,004	\$84,465	\$62,823	
OVL-36144240		144"W X 240"L	40	\$98,232	\$88,497	\$97,504	\$73,843	
OVL-36144288		144"W X 288"L	48	\$133,144	\$119,949	\$112,934	\$85,519	
OVL-36144336		144"W X 336"L	54	\$155,117	\$139,745	\$132,010	\$98,173	

Notes : Laminates or Paint can be substituted for veneer on work surfaces at no extra charge •  
 Our Deluxe and Standard edges are available 1-3/4" thickness • add 10 % to cost of table top  
 \*Consult Your Colecraft Representative regarding Price Reduction For Wood Tape  
 \*Edges WXBVL, LBVL, SE • add 10 % to cost of table top  
 \*Edges WXWE • Subtract 10 % to cost of table top

# Stud Wall Construction with Wire Access Panels

**COLECRAFT**



# Conference Table Tops

**COLECRAFT**

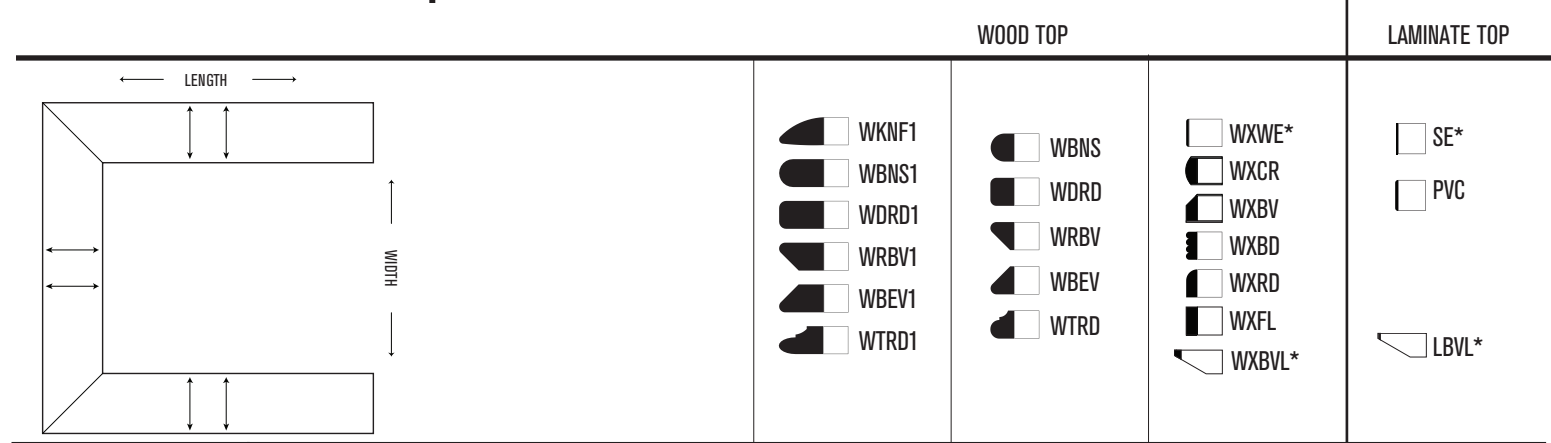



TABLE TOP DEPTH	MODEL #	DIMENSIONS	SEATS	DELUXE	PREMIUM	STANDARD	BASIC
30"	USH-30120120	120"W X 120"L	12	\$41,206	\$39,888	\$39,194	\$29,799
	USH-30120192	120"W X 192"L	16	\$57,689	\$55,843	\$54,872	\$41,718
	USH-30120240	120"W X 240"L	20	\$68,677	\$66,480	\$65,324	\$49,665
	USH-30120288	120"W X 288"L	22	\$79,665	\$77,117	\$75,776	\$57,611
	USH-30120336	120"W X 336"L	26	\$90,654	\$87,753	\$86,228	\$65,557
	USH-30144120	144"W X 120"L	12	\$43,953	\$42,547	\$41,807	\$31,785
	USH-30144192	144"W X 192"L	18	\$60,436	\$58,502	\$57,485	\$43,705
	USH-30144240	144"W X 240"L	20	\$71,424	\$69,139	\$67,937	\$51,651
	USH-30144288	144"W X 288"L	24	\$82,413	\$79,776	\$78,389	\$59,598
	USH-30144336	144"W X 336"L	26	\$93,401	\$90,413	\$88,841	\$67,544
36"	USH-36120120	120"W X 120"L	12	\$42,008	\$41,607	\$40,637	\$33,743
	USH-36120192	120"W X 192"L	16	\$58,811	\$58,250	\$56,892	\$47,240
	USH-36120240	120"W X 240"L	20	\$70,013	\$69,345	\$67,728	\$56,238
	USH-36120288	120"W X 288"L	22	\$81,215	\$80,440	\$78,565	\$65,236
	USH-36120336	120"W X 336"L	26	\$92,417	\$91,535	\$89,402	\$74,234
	USH-36144120	144"W X 120"L	12	\$44,808	\$44,381	\$43,346	\$35,992
	USH-36144192	144"W X 192"L	18	\$61,611	\$61,024	\$59,601	\$49,489
	USH-36144240	144"W X 240"L	20	\$72,813	\$72,119	\$70,438	\$58,488
	USH-36144288	144"W X 288"L	24	\$84,015	\$83,214	\$81,274	\$67,486
	USH-36144336	144"W X 336"L	26	\$95,217	\$94,309	\$92,111	\$76,484

Notes :  
 • Laminate or Paint can be substituted for veneer on work surfaces at no extra charge •  
 • Our Deluxe and Standard edges are available 1-3/4" thickness • add 10 % to cost of table top  
 • \*Consult Your Colecraft Representative regarding Price Reduction For Wood Tape  
 • \*Edges WXBVL, LBVL, SE • add 10 % to cost of table top  
 • \*Edges WXWE • Subtract 10 % to cost of table top

# Panel Base Construction

**COLECRAFT**



# Conference Table Tops

**COLECRAFT**

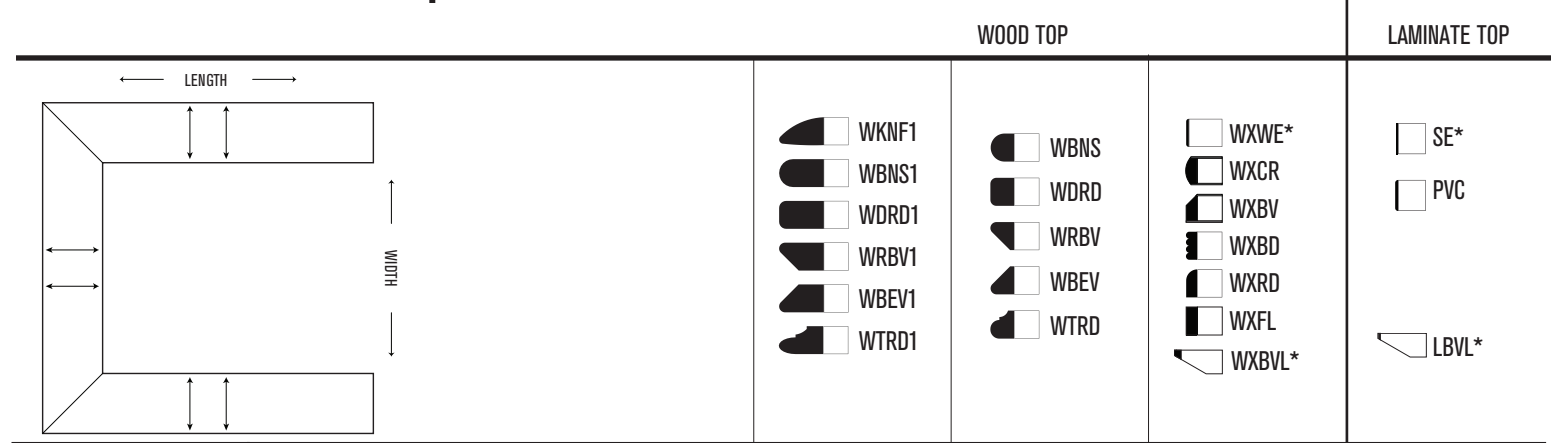




TABLE TOP DEPTH	MODEL #	DIMENSIONS	SEATS	DELUXE	PREMIUM	STANDARD	BASIC
30"	USHPL-30120120	120"W X 120"L	12	\$41,206	\$35,899	\$35,275	\$26,819
	USHPL-30120192	120"W X 192"L	16	\$57,689	\$50,259	\$49,385	\$37,546
	USHPL-30120240	120"W X 240"L	20	\$68,677	\$59,832	\$58,792	\$44,698
	USHPL-30120288	120"W X 288"L	22	\$79,665	\$69,405	\$68,198	\$51,850
	USHPL-30120336	120"W X 336"L	26	\$90,654	\$78,978	\$77,605	\$59,002
	USHPL-30144120	144"W X 120"L	12	\$43,953	\$38,292	\$37,627	\$28,607
	USHPL-30144192	144"W X 192"L	18	\$60,436	\$52,652	\$51,737	\$39,334
	USHPL-30144240	144"W X 240"L	20	\$71,424	\$62,225	\$61,143	\$46,486
	USHPL-30144288	144"W X 288"L	24	\$82,413	\$71,798	\$70,550	\$53,638
	USHPL-30144336	144"W X 336"L	26	\$93,401	\$81,371	\$79,957	\$60,790
36"	USHPL-36120120	120"W X 120"L	12	\$42,008	\$37,446	\$36,573	\$30,369
	USHPL-36120192	120"W X 192"L	16	\$58,811	\$52,425	\$51,203	\$42,516
	USHPL-36120240	120"W X 240"L	20	\$70,013	\$62,410	\$60,956	\$50,614
	USHPL-36120288	120"W X 288"L	22	\$81,215	\$72,396	\$70,708	\$58,712
	USHPL-36120336	120"W X 336"L	26	\$92,417	\$82,382	\$80,461	\$66,811
	USHPL-36144120	144"W X 120"L	12	\$44,808	\$39,943	\$39,012	\$32,393
	USHPL-36144192	144"W X 192"L	18	\$61,611	\$54,921	\$53,641	\$44,540
	USHPL-36144240	144"W X 240"L	20	\$72,813	\$64,907	\$63,394	\$52,639
	USHPL-36144288	144"W X 288"L	24	\$84,015	\$74,893	\$73,147	\$60,737
	USHPL-36144336	144"W X 336"L	26	\$95,217	\$84,878	\$82,900	\$68,835

Notes : Laminates or Paint can be substituted for veneer on work surfaces at no extra charge •  
 Our Deluxe and Standard edges are available 1-3/4" thickness • add 10 % to cost of table top  
 \*Consult Your Colecraft Representative regarding Price Reduction For Wood Tape  
 \*Edges WXBVL, LBVL, SE • add 10 % to cost of table top  
 \*Edges WXWE • Subtract 10 % to cost of table top

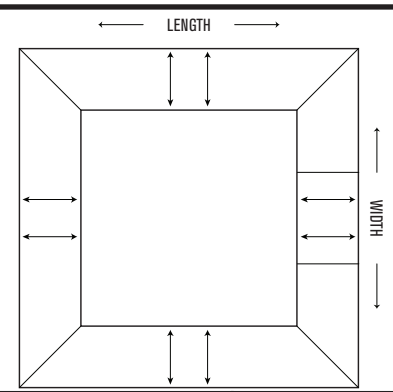
# Stud Wall Construction with Wire Access Panels

**COLECRAFT**



# Large Conference

**COLECRAFT**





- WKNF1
- WBNS1
- WDRD1
- WRBV1
- WBEV1
- WTRD1
- WBNS
- WDRD
- WRBV
- WBEV
- WTRD
- WXWE\*
- WXCR
- WXBV
- WXBD
- WXRD
- WXFL
- WXBVL\*
- SE\*
- PVC
- LBVL\*

TABLE TOP DEPTH	MODEL #	DIMENSIONS	SEATS	WOOD TOP			LAMINATE TOP
				DELUXE	PREMIUM	STANDARD	BASIC
30"	RCT-30120120	120"W X 120"L	16	\$53,106	\$52,881	\$50,919	\$30,304
	RCT-30120192	120"W X 192"L	20	\$69,038	\$68,745	\$66,195	\$39,395
	RCT-30120240	120"W X 240"L	24	\$79,659	\$79,321	\$76,379	\$45,456
	RCT-30120288	120"W X 288"L	26	\$90,280	\$89,897	\$86,563	\$51,517
	RCT-30120336	120"W X 336"L	30	\$100,901	\$100,473	\$96,747	\$57,578
	RCT-30144120	144"W X 120"L	18	\$58,417	\$58,169	\$56,011	\$33,334
	RCT-30144192	144"W X 192"L	22	\$74,348	\$74,033	\$71,287	\$42,426
	RCT-30144240	144"W X 240"L	26	\$84,969	\$84,609	\$81,471	\$48,486
	RCT-30144288	144"W X 288"L	28	\$95,591	\$95,185	\$91,655	\$54,547
	RCT-30144336	144"W X 336"L	32	\$106,212	\$105,761	\$101,839	\$60,608
36"	RCT-36120120	120"W X 120"L	16	\$55,751	\$55,526	\$53,551	\$35,611
	RCT-36120192	120"W X 192"L	20	\$72,477	\$72,184	\$69,616	\$46,294
	RCT-36120240	120"W X 240"L	24	\$83,627	\$83,289	\$80,326	\$53,416
	RCT-36120288	120"W X 288"L	26	\$94,777	\$94,395	\$91,036	\$60,538
	RCT-36120336	120"W X 336"L	30	\$105,927	\$105,500	\$101,746	\$67,660
	RCT-36144120	144"W X 120"L	18	\$61,326	\$61,079	\$58,906	\$39,172
	RCT-36144192	144"W X 192"L	22	\$78,052	\$77,737	\$74,971	\$49,855
	RCT-36144240	144"W X 240"L	26	\$89,202	\$88,842	\$85,681	\$56,977
	RCT-36144288	144"W X 288"L	28	\$100,352	\$99,947	\$96,391	\$64,099
	RCT-36144336	144"W X 336"L	32	\$111,503	\$111,052	\$107,102	\$71,221

Notes :  
 • Laminate or Paint can be substituted for veneer on work surfaces at no extra charge •  
 • Our Deluxe and Standard edges are available 1-3/4" thickness • add 10 % to cost of table top  
 • \*Consult Your Colecraft Representative regarding Price Reduction For Wood Tape  
 • \*Edges WXBVL, LBVL, SE • add 10 % to cost of table top  
 • \*Edges WXWE • Subtract 10 % to cost of table top

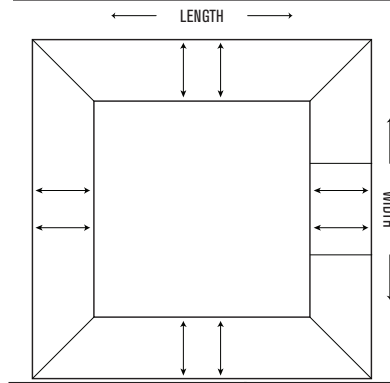
# Panel Base Construction

**COLECRAFT**



# Large Conference

**COLECRAFT**

























-  WKNF1
-  WBNS1
-  WDRD1
-  WRBV1
-  WBEV1
-  WTRD1
-  WBNS
-  WDRD
-  WRBV
-  WBEV
-  WTRD
-  WXWE\*
-  WXCR
-  WXBV
-  WXBD
-  WXRD
-  WXFL
-  WXBVL\*
-  SE\*
-  PVC
-  LBVL\*

TABLE TOP DEPTH	MODEL #	DIMENSIONS	SEATS	WOOD TOP			LAMINATE TOP
				DELUXE	PREMIUM	STANDARD	BASIC
<b>30"</b>	RCTPL-30120120	120"W X 120"L	16	\$47,795	\$42,833	\$41,245	\$24,546
	RCTPL-30120192	120"W X 192"L	20	\$62,134	\$55,683	\$53,618	\$31,910
	RCTPL-30120240	120"W X 240"L	24	\$71,693	\$64,250	\$61,867	\$36,819
	RCTPL-30120288	120"W X 288"L	26	\$81,252	\$72,817	\$70,116	\$41,729
	RCTPL-30120336	120"W X 336"L	30	\$90,811	\$81,383	\$78,365	\$46,638
	RCTPL-30144120	144"W X 120"L	18	\$52,575	\$47,117	\$45,369	\$27,001
	RCTPL-30144192	144"W X 192"L	22	\$66,913	\$59,967	\$57,743	\$34,365
	RCTPL-30144240	144"W X 240"L	26	\$76,473	\$68,533	\$65,992	\$39,274
	RCTPL-30144288	144"W X 288"L	28	\$86,032	\$77,100	\$74,241	\$44,183
	RCTPL-30144336	144"W X 336"L	32	\$95,591	\$85,667	\$82,490	\$49,093
<b>36"</b>	RCTPL-36120120	120"W X 120"L	16	\$50,176	\$44,976	\$43,376	\$28,845
	RCTPL-36120192	120"W X 192"L	20	\$65,229	\$58,469	\$56,389	\$37,498
	RCTPL-36120240	120"W X 240"L	24	\$75,264	\$67,464	\$65,064	\$43,267
	RCTPL-36120288	120"W X 288"L	26	\$85,299	\$76,460	\$73,739	\$49,036
	RCTPL-36120336	120"W X 336"L	30	\$95,335	\$85,455	\$82,415	\$54,805
	RCTPL-36144120	144"W X 120"L	18	\$55,194	\$49,474	\$47,714	\$31,729
	RCTPL-36144192	144"W X 192"L	22	\$70,247	\$62,967	\$60,727	\$40,382
	RCTPL-36144240	144"W X 240"L	26	\$80,282	\$71,962	\$69,402	\$46,151
	RCTPL-36144288	144"W X 288"L	28	\$90,317	\$80,957	\$78,077	\$51,920
	RCTPL-36144336	144"W X 336"L	32	\$100,352	\$89,952	\$86,752	\$57,689

Notes : Laminates or Paint can be substituted for veneer on work surfaces at no extra charge •  
 Our Deluxe and Standard edges are available 1-3/4" thickness • add 10 % to cost of table top  
 \*Consult Your Colecraft Representative regarding Price Reduction For Wood Tape  
 \*Edges WXBVL, LBVL, SE • add 10 % to cost of table top  
 \*Edges WXWE • Subtract 10 % to cost of table top

# Stud Wall Construction with Wire Access Panels

**COLECRAFT**



# Conference Table Tops

**COLECRAFT**

**WOOD TOP**

- WKNF1
- WBNS1
- WDRD1
- WRBV1
- WBEV1
- WTRD1

**LAMINATE TOP**


- WXWE\*
- WBCR
- WXBV
- WXBD
- WXRD
- WXFL
- WXBVL\*

TABLE TOP DEPTH	MODEL #	DIMENSIONS	SEATS	DELUXE	PREMIUM	STANDARD	BASIC
<b>30"</b>	WDG-30120120	120"W X 120"L	8	\$36,976	\$34,853	\$34,698	\$19,866
	WDG-30120192	120"W X 192"L	12	\$55,440	\$52,256	\$52,024	\$29,786
	WDG-30120240	120"W X 240"L	16	\$68,181	\$64,265	\$63,981	\$36,631
	WDG-30120288	120"W X 288"L	20	\$81,078	\$76,422	\$76,084	\$43,561
	WDG-30120336	120"W X 336"L	22	\$94,068	\$88,666	\$88,273	\$50,539
	WDG-30144120	144"W X 120"L	8	\$38,569	\$36,354	\$36,193	\$20,722
	WDG-30144192	144"W X 192"L	14	\$56,514	\$53,269	\$53,033	\$30,363
	WDG-30144240	144"W X 240"L	16	\$69,057	\$65,092	\$64,803	\$37,102
	WDG-30144288	144"W X 288"L	20	\$81,817	\$77,118	\$76,777	\$43,957
	WDG-30144336	144"W X 336"L	22	\$94,705	\$89,267	\$88,871	\$50,882
<b>36"</b>	WDG-36120120	120"W X 120"L	8	\$38,825	\$36,345	\$36,188	\$23,231
	WDG-36120192	120"W X 192"L	12	\$58,212	\$54,494	\$54,258	\$34,831
	WDG-36120240	120"W X 240"L	16	\$71,590	\$67,018	\$66,728	\$42,836
	WDG-36120288	120"W X 288"L	20	\$85,133	\$79,695	\$79,350	\$50,939
	WDG-36120336	120"W X 336"L	22	\$98,772	\$92,463	\$92,063	\$59,100
	WDG-36144120	144"W X 120"L	8	\$40,497	\$37,911	\$37,747	\$24,231
	WDG-36144192	144"W X 192"L	14	\$59,340	\$55,550	\$55,310	\$35,506
	WDG-36144240	144"W X 240"L	16	\$72,511	\$67,879	\$67,586	\$43,386
	WDG-36144288	144"W X 288"L	20	\$85,908	\$80,421	\$80,073	\$51,403
	WDG-36144336	144"W X 336"L	22	\$99,441	\$93,090	\$92,687	\$59,500

Notes :  
 • Laminate or Paint can be substituted for veneer on work surfaces at no extra charge •  
 • Our Deluxe and Standard edges are available 1-3/4" thickness • add 10 % to cost of table top  
 • \*Consult Your Colecraft Representative regarding Price Reduction For Wood Tape  
 • \*Edges WXBVL, LBVL, SE • add 10 % to cost of table top  
 • \*Edges WXWE • Subtract 10 % to cost of table top

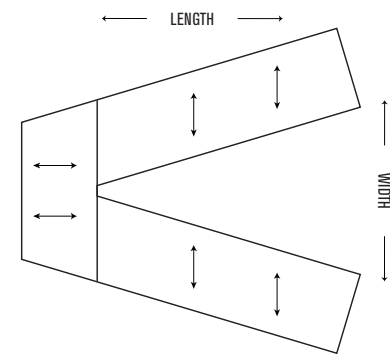
# Panel Base Construction

**COLECRAFT**



# Conference Table Tops

**COLECRAFT**



- |       |      |        |
|-------|------|--------|
| WKNF1 | WBNS | WXWE*  |
| WBNS1 | WDRD | WXCR   |
| WDRD1 | WRBV | WXBV   |
| WRBV1 | WBEV | WXBD   |
| WBEV1 | WTRD | WXRD   |
| WTRD1 |      | WXFL   |
|       |      | WXBVL* |


- |              |
|--------------|
| LAMINATE TOP |
| SE*          |
| PVC          |
| LBVL*        |

TABLE TOP DEPTH	MODEL #	DIMENSIONS	SEATS	DELUXE	PREMIUM	STANDARD	BASIC
30"	WDGPL-30120120	120"W X 120"L	8	\$33,279	\$28,231	\$28,106	\$16,091
	WDGPL-30120192	120"W X 192"L	12	\$49,896	\$42,327	\$42,140	\$24,126
	WDGPL-30120240	120"W X 240"L	16	\$61,363	\$52,055	\$51,824	\$29,671
	WDGPL-30120288	120"W X 288"L	20	\$72,970	\$61,902	\$61,628	\$35,284
	WDGPL-30120336	120"W X 336"L	22	\$84,661	\$71,819	\$71,501	\$40,937
	WDGPL-30144120	144"W X 120"L	8	\$34,712	\$29,447	\$29,316	\$16,785
	WDGPL-30144192	144"W X 192"L	14	\$50,863	\$43,148	\$42,957	\$24,594
	WDGPL-30144240	144"W X 240"L	16	\$62,152	\$52,724	\$52,491	\$30,053
	WDGPL-30144288	144"W X 288"L	20	\$73,635	\$62,466	\$62,189	\$35,605
	WDGPL-30144336	144"W X 336"L	22	\$85,235	\$72,306	\$71,986	\$41,214
36"	WDGPL-36120120	120"W X 120"L	8	\$34,943	\$29,440	\$29,312	\$18,817
	WDGPL-36120192	120"W X 192"L	12	\$52,391	\$44,140	\$43,949	\$28,213
	WDGPL-36120240	120"W X 240"L	16	\$64,431	\$54,284	\$54,049	\$34,697
	WDGPL-36120288	120"W X 288"L	20	\$76,619	\$64,553	\$64,274	\$41,260
	WDGPL-36120336	120"W X 336"L	22	\$88,895	\$74,895	\$74,571	\$47,871
	WDGPL-36144120	144"W X 120"L	8	\$36,448	\$30,708	\$30,575	\$19,627
	WDGPL-36144192	144"W X 192"L	14	\$53,406	\$44,996	\$44,801	\$28,760
	WDGPL-36144240	144"W X 240"L	16	\$65,260	\$54,982	\$54,744	\$35,143
	WDGPL-36144288	144"W X 288"L	20	\$77,317	\$65,141	\$64,859	\$41,636
	WDGPL-36144336	144"W X 336"L	22	\$89,497	\$75,403	\$75,076	\$48,195

Notes : Laminates or Paint can be substituted for veneer on work surfaces at no extra charge •  
 Our Deluxe and Standard edges are available 1-3/4" thickness • add 10 % to cost of table top  
 \*Consult Your Colecraft Representative regarding Price Reduction For Wood Tape  
 \*Edges WXBVL, LBVL, SE • add 10 % to cost of table top  
 \*Edges WXWE • Subtract 10 % to cost of table top

# Rectangle Top with Monolithic Base

**COLECRAFT**



# Conference Table Tops

**COLECRAFT**

WKNF1

WBNS1

WDRD1

WRBV1

WBEV1

WTRD1

WBNS

WDRD

WRBV

WBEV

WTRD

WXWE\*

WXCR

WXBV

WXBD

WXRD

WXFL

WXBVL\*

SE\*

PVC


LBVL\*

TABLE TOP WIDTH	MODEL #	DIMENSIONS	SEATS	WOOD TOP			LAMINATE TOP
				DELUXE	PREMIUM	STANDARD	BASIC
60"	RECMON 60120	60"W X 120"L	12	\$18,481	\$16,630	\$14,599	\$9,697
	RECMON 60144	60"W X 144"L	14	\$25,851	\$23,290	\$20,443	\$12,501
	RECMON 60168	60"W X 168"L	16	\$33,794	\$30,414	\$26,697	\$15,930
	RECMON 60192	60"W X 192"L	18	\$39,539	\$35,587	\$31,238	\$18,430
	RECMON 60216	60"W X 216"L	20	\$44,458	\$40,013	\$35,122	\$21,374
	RECMON 60240	60"W X 240"L	22	\$45,862	\$41,277	\$36,178	\$24,580
	RECMON 60288	60"W X 288"L	26	\$59,991	\$53,991	\$47,392	\$31,843
72"	RECMON 72120	72"W X 120"L	12	\$29,740	\$26,647	\$23,792	\$14,275
	RECMON 72144	72"W X 144"L	14	\$35,972	\$32,231	\$28,777	\$17,266
	RECMON 72168	72"W X 168"L	16	\$42,828	\$38,374	\$34,262	\$20,557
	RECMON 72192	72"W X 192"L	18	\$48,795	\$43,720	\$39,036	\$23,422
	RECMON 72216	72"W X 216"L	20	\$54,684	\$48,997	\$43,747	\$26,248
	RECMON 72264	72"W X 264"L	22	\$60,322	\$54,049	\$48,258	\$28,955
	RECMON 72240	72"W X 240"L	24	\$67,392	\$60,383	\$53,913	\$32,348
	RECMON 72288	72"W X 288"L	26	\$73,286	\$65,665	\$58,629	\$35,177
	RECMON 72312	72"W X 312"L	28	\$78,735	\$70,546	\$62,988	\$37,793
84"	RECMON 84120	84"W X 120"L	14	\$33,697	\$30,192	\$26,957	\$16,174
	RECMON 84144	84"W X 144"L	16	\$39,952	\$35,797	\$31,961	\$19,177
	RECMON 84168	84"W X 168"L	18	\$46,559	\$41,717	\$37,247	\$22,348
	RECMON 84192	84"W X 192"L	20	\$52,781	\$47,292	\$42,225	\$25,335
	RECMON 84216	84"W X 216"L	22	\$58,621	\$52,524	\$46,897	\$28,138
	RECMON 84264	84"W X 240"L	24	\$64,371	\$57,676	\$51,497	\$30,898
	RECMON 84240	84"W X 2266"L	26	\$71,483	\$64,049	\$57,187	\$34,312
	RECMON 84288	84"W X 288"L	28	\$77,997	\$69,885	\$62,397	\$37,438
	RECMON 84312	84"W X 312"L	30	\$83,692	\$74,988	\$66,953	\$40,172
	RECMON 84336	84"W X 336"L	32	\$91,339	\$81,839	\$73,071	\$43,843
	RECMON 84360	84"W X 360"L	34	\$95,959	\$85,979	\$76,767	\$46,060

Notes :  
 • Laminate or Paint can be substituted for veneer on work surfaces at no extra charge •  
 • Our Deluxe and Standard edges are available 1-3/4" thickness • add 10 % to cost of table top  
 • \*Consult Your Colecraft Representative regarding Price Reduction For Wood Tape  
 • \*Edges WXBVL, LBVL, SE • add 10 % to cost of table top  
 • \*Edges WXWE • Subtract 10 % to cost of table top

# Racetrack Top with Monolithic Base

**COLECRAFT**



# Conference Table Tops

**COLECRAFT**

- WKNF1
- WBNS1
- WDRD1
- WRBV1
- WBEV1
- WTRD1

- WBNS
- WDRD
- WRBV
- WBEV
- WTRD

- WXWE\*
- WXCR
- WXBV
- WXBD
- WXRD
- WXFL
- WXBVL\*



- SE\*
- PVC
- LBVL\*

TABLE TOP WIDTH	MODEL #	DIMENSIONS	SEATS	WOOD TOP			LAMINATE TOP
				DELUXE	PREMIUM	STANDARD	BASIC
<b>60"</b>	RTMON 60120	60"W X 120"L	12	\$25,051	\$22,548	\$16,030	\$14,960
	RTMON 60144	60"W X 144"L	14	\$31,886	\$28,697	\$25,192	\$17,609
	RTMON 60168	60"W X 168"L	16	\$44,658	\$40,192	\$35,278	\$24,577
	RTMON 60192	60"W X 192"L	18	\$51,794	\$46,615	\$40,917	\$28,430
	RTMON 60216	60"W X 216"L	20	\$58,928	\$53,036	\$46,553	\$32,807
	RTMON 60240	60"W X 240"L	22	\$61,425	\$55,306	\$48,546	\$37,729
	RTMON 60288	60"W X 288"L	26	\$79,635	\$71,670	\$62,911	\$46,760
<b>72"</b>	RTMON 72120	72"W X 120"L	12	\$37,348	\$33,464	\$29,878	\$17,927
	RTMON 72144	72"W X 144"L	14	\$42,898	\$38,437	\$34,319	\$20,591
	RTMON 72168	72"W X 168"L	16	\$48,229	\$43,213	\$38,583	\$23,150
	RTMON 72192	72"W X 192"L	18	\$53,781	\$48,188	\$43,025	\$25,815
	RTMON 72216	72"W X 216"L	20	\$60,304	\$54,033	\$48,244	\$28,946
	RTMON 72264	72"W X 264"L	22	\$66,775	\$59,830	\$53,420	\$32,052
	RTMON 72240	72"W X 240"L	24	\$74,214	\$66,496	\$59,371	\$35,623
	RTMON 72288	72"W X 288"L	26	\$80,792	\$72,390	\$64,634	\$38,780
	RTMON 72312	72"W X 312"L	28	\$88,523	\$79,317	\$70,819	\$42,491
<b>84"</b>	RTMON 84120	84"W X 120"L	14	\$42,094	\$37,716	\$33,675	\$20,205
	RTMON 84144	84"W X 144"L	16	\$47,714	\$42,752	\$38,171	\$22,903
	RTMON 84168	84"W X 168"L	18	\$52,802	\$47,311	\$42,242	\$25,345
	RTMON 84192	84"W X 192"L	20	\$58,707	\$52,601	\$46,966	\$28,179
	RTMON 84216	84"W X 216"L	22	\$65,230	\$58,446	\$52,184	\$31,310
	RTMON 84264	84"W X 240"L	24	\$71,763	\$64,300	\$57,411	\$34,446
	RTMON 84240	84"W X 2266"L	26	\$79,244	\$71,002	\$63,395	\$38,037
	RTMON 84288	84"W X 288"L	28	\$86,497	\$77,501	\$69,198	\$41,519
	RTMON 84312	84"W X 312"L	30	\$93,659	\$83,918	\$74,927	\$44,956
	RTMON 84336	84"W X 336"L	32	\$100,573	\$90,114	\$80,459	\$48,275
	RTMON 84360	84"W X 360"L	34	\$105,609	\$94,625	\$84,487	\$50,692

Notes :  
 Laminate or Paint can be substituted for veneer on work surfaces at no extra charge •  
 Our Deluxe and Standard edges are available 1-3/4" thickness • add 10 % to cost of table top  
 \*Consult Your Colecraft Representative regarding Price Reduction For Wood Tape  
 \*Edges WXBVL, LBVL, SE • add 10 % to cost of table top  
 \*Edges WXWE • Subtract 10 % to cost of table top

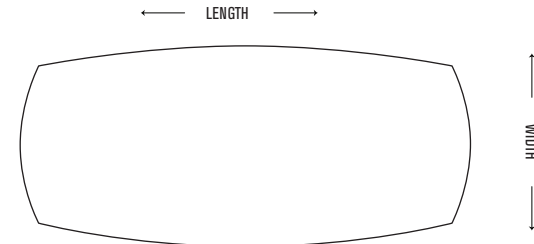
# Arched End Boat Top with Monolithic Base

**COLECRAFT**



# Conference Table Tops

**COLECRAFT**



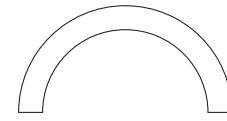
- |                                                                                                                                          |                                                                                                                     |                                                                                                                                                      |                                                                                      |
|------------------------------------------------------------------------------------------------------------------------------------------|---------------------------------------------------------------------------------------------------------------------|------------------------------------------------------------------------------------------------------------------------------------------------------|--------------------------------------------------------------------------------------|
| <ul style="list-style-type: none"> <li> WKNF1</li> <li> WBNS1</li> <li> WDRD1</li> <li> WRBV1</li> <li> WBEV1</li> <li> WTRD1</li> </ul> | <ul style="list-style-type: none"> <li> WBNS</li> <li> WDRD</li> <li> WRBV</li> <li> WBEV</li> <li> WTRD</li> </ul> | <ul style="list-style-type: none"> <li> WXWE*</li> <li> WXCR</li> <li> WXBV</li> <li> WXBD</li> <li> WXRD</li> <li> WXFL</li> <li> WXBVL*</li> </ul> | <ul style="list-style-type: none"> <li> SE*</li> <li> PVC</li> <li> LBVL*</li> </ul> |
|------------------------------------------------------------------------------------------------------------------------------------------|---------------------------------------------------------------------------------------------------------------------|------------------------------------------------------------------------------------------------------------------------------------------------------|--------------------------------------------------------------------------------------|

TABLE TOP WIDTH	MODEL #	DIMENSIONS	SEATS	WOOD TOP			LAMINATE TOP
				DELUXE	PREMIUM	STANDARD	BASIC
60"	AEBMON 60120	60"W X 120"L	12	\$22,983	\$20,687	\$14,706	\$13,725
	AEBMON 60144	60"W X 144"L	14	\$29,254	\$26,328	\$23,112	\$16,155
	AEBMON 60168	60"W X 168"L	16	\$40,971	\$36,873	\$32,366	\$22,548
	AEBMON 60192	60"W X 192"L	18	\$47,518	\$42,766	\$37,539	\$26,083
	AEBMON 60216	60"W X 216"L	20	\$54,062	\$48,656	\$42,709	\$30,098
	AEBMON 60240	60"W X 240"L	22	\$56,353	\$50,739	\$44,537	\$34,614
	AEBMON 60288	60"W X 288"L	26	\$73,060	\$65,752	\$57,716	\$42,899
72"	AEBMON 72120	72"W X 120"L	12	\$34,059	\$30,517	\$27,247	\$16,348
	AEBMON 72144	72"W X 144"L	14	\$40,259	\$36,072	\$32,207	\$19,324
	AEBMON 72168	72"W X 168"L	16	\$45,688	\$40,936	\$36,550	\$21,930
	AEBMON 72192	72"W X 192"L	18	\$50,903	\$45,609	\$40,723	\$24,434
	AEBMON 72216	72"W X 216"L	20	\$58,098	\$52,056	\$46,478	\$27,887
	AEBMON 72264	72"W X 264"L	22	\$65,023	\$58,260	\$52,018	\$31,211
	AEBMON 72240	72"W X 240"L	24	\$72,838	\$65,263	\$58,270	\$34,962
	AEBMON 72288	72"W X 288"L	26	\$79,821	\$71,520	\$63,857	\$38,314
	AEBMON 72312	72"W X 312"L	28	\$88,561	\$79,350	\$70,849	\$42,509
	84"	AEBMON 84120	84"W X 120"L	14	\$36,737	\$32,916	\$29,390
AEBMON 84144		84"W X 144"L	16	\$43,010	\$38,537	\$34,408	\$20,645
AEBMON 84168		84"W X 168"L	18	\$48,229	\$43,213	\$38,583	\$23,150
AEBMON 84192		84"W X 192"L	20	\$54,772	\$49,076	\$43,818	\$26,291
AEBMON 84216		84"W X 216"L	22	\$60,019	\$53,777	\$48,015	\$28,809
AEBMON 84264		84"W X 240"L	24	\$68,100	\$61,018	\$54,480	\$32,688
AEBMON 84240		84"W X 266"L	26	\$76,444	\$68,494	\$61,155	\$36,693
AEBMON 84288		84"W X 288"L	28	\$85,070	\$76,223	\$68,056	\$40,834
AEBMON 84312		84"W X 312"L	30	\$92,641	\$83,006	\$74,112	\$44,467
AEBMON 84336		84"W X 336"L	32	\$99,082	\$88,777	\$79,265	\$47,559
AEBMON 84360		84"W X 360"L	34	\$104,687	\$93,799	\$83,749	\$50,250

Notes :  
 • Laminates or Paint can be substituted for veneer on work surfaces at no extra charge •  
 • Our Deluxe and Standard edges are available 1-3/4" thickness • add 10 % to cost of table top  
 • \*Consult Your Colecraft Representative regarding Price Reduction For Wood Tape  
 • \*Edges WXBVL, LBVL, SE • add 10 % to cost of table top  
 • \*Edges WXWE • Subtract 10 % to cost of table top



Half Circle

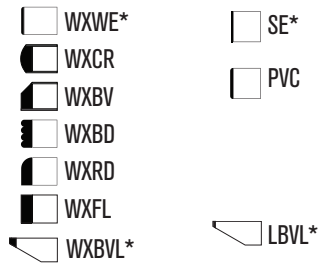


MODEL #	DIMENSIONS	SEATS	JAMERSTOWN (VN)	WILLIAMSBURG (VN)	AMHERST (VN)	AURORA (LM)
HCCC-30120	120"W X 60"D X 36/29"H	6	\$47,156	\$37,406	\$32,492	\$25,772
HCCC-30144	144"W X 72"D X 36/29"H	7	\$57,055	\$45,258	\$39,312	\$31,182
HCCC-30168	168"W X 84"D X 36/29"H	8	\$66,564	\$52,801	\$45,864	\$36,380
HCCC-30192	192"W X 96"D X 36/29"H	9	\$79,830	\$63,325	\$55,005	\$43,630
HCCC-30240	240"W X 120"D X 36/29"H	12	\$99,043	\$78,566	\$68,244	\$54,131
HCCC-30288	288"W X 144"D X 36/29"H	15	\$121,402	\$96,301	\$83,649	\$66,350

Bow



ARCC-30144	144"W X 36/29"H	5	\$38,036	\$30,172	\$26,208	\$20,788
ARCC-30168	168"W X 36/29"H	6	\$44,376	\$35,201	\$30,576	\$24,253
ARCC-30192	192"W X 36/29"H	7	\$53,220	\$42,216	\$36,670	\$29,087
ARCC-30288	288"W X 36/29"H	10	\$80,934	\$64,201	\$55,766	\$44,234



## Colecraft Commercial Furnishings

1021 Allen Street - Jamestown, NY 14701

Phone: (844)-500-9356 • (716) 488-2810

[www.colecraftcf.com](http://www.colecraftcf.com)

Fax: (716) 488-2824

Notes : Laminate or Paint can be substituted for veneer on work surfaces at no extra charge •  
Our Deluxe and Standard edges are available 1-3/4" thickness • add 10 % to cost of table top  
\*Consult Your Colecraft Representative regarding Price Reduction For Wood Tape  
\*Edges WXBVL, LBVL, SE • add 10 % to cost of table top  
\*Edges WXWE • Subtract 10 % to cost of table top

# CASEGOODS

PARSONS, OCCASIONAL TABLES &  
VISUAL PRESENTATION



## SPECIFICATION GUIDE

REV 010326

NOTE: Due to the recent unanticipated cost increase of raw materials please call to confirm list pricing before you quote your clients

**COLECRAFT**  
The Art of Detail™

CASEGOODS

Storage and Wall Furniture

Typicals \_\_\_\_\_ 3  
 29" high \_\_\_\_\_ 5  
 36" high \_\_\_\_\_ 6 - 7  
 45" hutches \_\_\_\_\_ 8  
 Mobile storage \_\_\_\_\_ 9

Compose Credenzas

Buffet Height 36" \_\_\_\_\_ 12  
 Footed Buffet Height 36" \_\_\_\_\_ 14  
 Conference Height 29" \_\_\_\_\_ 16  
 Footed Conference Height 29" \_\_\_\_\_ 18  
 Low 24" and Wall Hung 18" Height \_\_\_\_\_ 20

Public Spaces

Classic parsons tables \_\_\_\_\_ 22  
 Panel parsons tables \_\_\_\_\_ 24  
 Waterfall tables \_\_\_\_\_ 26  
 Height Adjustable Parsons \_\_\_\_\_ 28  
 Standing Height Teachers Lectern \_\_\_\_\_ 29  
 Cube tables \_\_\_\_\_ 30  
 Drum tables \_\_\_\_\_ 31  
 Pedestals \_\_\_\_\_ 32  
 Display Cases \_\_\_\_\_ 33  
 Lecterns \_\_\_\_\_ 34 - 35  
 Adjustable Height Lecterns \_\_\_\_\_ 36  
 Lockers \_\_\_\_\_ 37

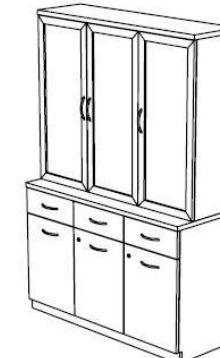
Visual Presentation

Tackboards \_\_\_\_\_ 38  
 Whiteboards \_\_\_\_\_ 40  
 Presentation cabinets \_\_\_\_\_ 42

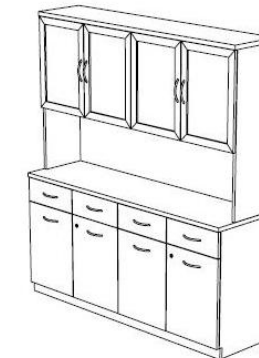
Dining Typicals



Typical WFN-211  
 36" Wide Wall  
 36"W Base with Drawers  
 36"W Partial Dr Hutch - Solid Doors



Typical WFN-212  
 54" Wide Wall  
 54"W Base with Drawers  
 18"W Full Dr Hutch - Glass Drs  
 36"W Full Dr Hutch - Glass Drs



Typical WFN-213  
 72" Wide Wall  
 72"W Base with Drawers  
 72"W Partial Dr Hutch - Glass Drs

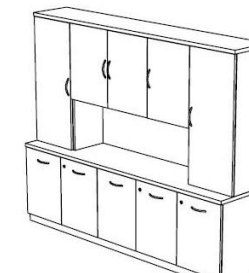


Typical WFN-214  
 90" Wide Wall  
 54"W Base with Drawers  
 2 - 18"W One Dr Base (36"H)  
 54"W Partial Dr Hutch - Glass Drs  
 2 - 18"W Full Dr Hutches - Glass Drs

Conference Room Typicals



Typical WFN-215  
 72" Wide Wall  
 36"W Lateral File Base  
 2 - 18"W One Dr Base (30"H)  
 2 - 18"W Full Dr Hutches - Solid Drs  
 36"W Partial Dr Hutch - Solid Drs



Typical WFN-216  
 90" Wide Wall  
 90"W 5 Dr Base (30" or 36" H)  
 54"W Partial Dr Hutch - Solid Drs  
 2 - 18"W Full Dr Hutches - Solid Drs



Typical WFN-217  
 108" Wide Wall  
 2 - 36"W Lateral File Bases  
 2 - 18"W One Dr Bases (30"H)



Typical WFN-218  
 180" Wide Wall  
 2 - 36"W Lateral File Bases  
 2 - 36"W Open Bases (30"H)  
 2 - 18"W One Dr Bases (30"H)  
 2 - 18"W Full Dr Hutches - Solid Drs  
 2 - 36"W Full Dr Hutches - No Drs  
 2 - 36"W Full Dr Hutches - Solid Drs

Audio Visual Wall Typicals



Typical WFN-219  
 36" Cabinet for Video  
 36"W Base with Drawers  
 (30" or 36"H)



Typical WFN-220  
 72" Wall w/ 36" Video  
 72"W 4 Dr Base (30" or 36"H)  
 36"W Video Panel Hutch for 32"  
 2 - 18"W Full Dr Hutches - No Drs




Typical WFN-221  
 126" Wall w/ 54" Video  
 2 - 36"W Open Bases (30" or 36"H)  
 54"W 3 Dr Base (30" or 36"H)  
 54"W Video Panel Hutch for 42"  
 2 - 36"W Full Dr Hutches - No Drs



Typical WFN-222  
 144" Wall w/ 72" Video  
 72"W Four Dr Base with Drawers  
 2 - 36"W Two Dr Bases (36"H)  
 72"W Video Panel Hutch for 52"  
 2 - 18"W Full Dr Hutches - No Drs  
 2 - 18"W Full Dr Hutches - Solid Drs

Credenza - 29" Table Height



- Features:
- Adjustable shelves
  - European hinges
  - Adjustable floor glides
  - Add locks \$125 Per drawer/bay
  - Multiple hardware options
  - Option to use individual tops or one continuous top on all bases

WOOD EDGE		LAMINATE/PVC
WKNF1	WBNS	WXWE*
WBNS1	WDRD	WXCR
WDRD1	WRBV	WXBV
WRBV1	WBEV	WXBD
WBEV1	WTRD	WXR
WTRD1		WXFL
		WXBVL*
		SE*
		PVC
		LBVL*


	MODEL #	DIMENSIONS	MATERIAL	DELUXE	PREMIUM	STANDARD	BASIC
ONE DOOR		CR D1 VN 182029	18" w x 20" d x 29" h	WOOD	\$4,168	\$3,877	\$3,585
		CR D1 LM 182029	18" w x 20" d x 29" h	LAMINATE	\$3,465	\$3,274	\$3,083
TWO DOOR		CR D2 VN 362029	36" w x 20" d x 29" h	WOOD	\$6,461	\$6,010	\$5,558
		CR D2 LM 362029	36" w x 20" d x 29" h	LAMINATE	\$5,487	\$5,120	\$4,751
LATERAL FILE		CR LAT VN 362029	36" w x 20" d x 29" h	WOOD	\$7,107	\$6,610	\$6,112
		CR LAT LM 362029	36" w x 20" d x 29" h	LAMINATE	\$5,936	\$5,567	\$5,198
OPEN BASE		CR BK2 VN 362029	36" w x 20" d x 29" h	WOOD	\$5,816	\$5,445	\$5,002
		CR BK2 LM 362029	36" w x 20" d x 29" h	LAMINATE	\$5,038	\$4,704	\$4,302
THREE DOOR		CR D3 VN 542029	54" w x 20" d x 29" h	WOOD	\$7,691	\$7,153	\$6,613
		CR D3 LM 542029	54" w x 20" d x 29" h	LAMINATE	\$6,704	\$6,214	\$5,723
FOUR DOOR		CR D4 VN 722029	72" w x 20" d x 29" h	WOOD	\$8,997	\$8,343	\$7,738
		CR D4 LM 722029	72" w x 20" d x 29" h	LAMINATE	\$7,333	\$7,018	\$6,702
FIVE DOOR		CR D5 VN 902029	90" w x 20" d x 29" h	WOOD	\$10,527	\$9,791	\$9,053
		CR D5 LM 902029	90" w x 20" d x 29" h	LAMINATE	\$9,226	\$8,552	\$7,876

Notes : WOOD EDGE PROFILE ON FRONT OF TOP ONLY. ADD 10% FOR WOOD EDGE PROFILE ON THREE SIDES. Our Deluxe and Standard edges are available 1-3/4" thickness add 10 % • Edges WXBVL, LBVL add 5% • SE Add 10% • Edge WXWE subtract 10% • Optional Lock Add \$125 per Drawer Bay Color options Black, Silver, White • Optional Finished Back add 15% • Dura-Coat Available at the same price as Veneer

# Casegoods Storage & Wall Furniture

## COLECRAFT

### Credenza - 36" Buffet Height



- Features:
- Adjustable shelves
  - European hinges
  - Adjustable floor glides
  - Add locks \$125 Per drawer/bay
  - Multiple hardware options
  - Option to use individual tops or one continuous top on all bases

WKNF1	WBNS	WXWE*	SE*
WBNS1	WDRD	WXCR	PVC
WDRD1	WRBV	WXBV	
WRBV1	WBEV	WXBD	
WBEV1	WTRD	WXRD	
WTRD1		WXFL	
		WXBVL*	LBVL*

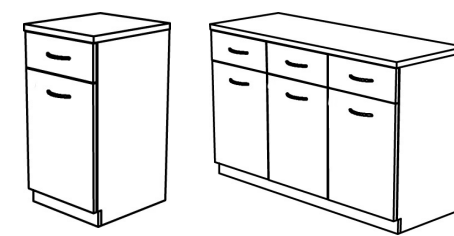
	MODEL #	DIMENSIONS	MATERIAL	DELUXE	PREMIUM	STANDARD	BASIC
ONE DOOR	CR D1 VN 182036	18"w x 20"d x 36"h	WOOD	\$5,473	\$4,880	\$4,480	N/A
	CR D1 LM 182036	18"w x 20"d x 36"h	LAMINATE	\$3,984	\$3,766	\$3,546	\$3,327
TWO DOOR	CR D2 VN 362036	36"w x 20"d x 36"h	WOOD	\$8,078	\$7,513	\$6,946	N/A
	CR D2 LM 362036	36"w x 20"d x 36"h	LAMINATE	\$6,310	\$5,887	\$5,463	\$5,156
OPEN BASE	CR BK2 VN 362036	36"w x 20"d x 36"h	WOOD	\$7,271	\$6,762	\$6,252	N/A
	CR BK2 LM 362036	36"w x 20"d x 36"h	LAMINATE	\$5,796	\$5,191	\$4,949	\$4,642
THREE DOOR	CR D3 VN 542036	54"w x 20"d x 36"h	WOOD	\$9,613	\$8,941	\$8,267	N/A
	CR D3 LM 542036	54"w x 20"d x 36"h	LAMINATE	\$7,709	\$7,146	\$6,582	\$6,137
FOUR DOOR	CR D4 VN 722036	72"w x 20"d x 36"h	WOOD	\$11,246	\$10,459	\$9,673	N/A
	CR D4 LM 722036	72"w x 20"d x 36"h	LAMINATE	\$8,434	\$8,072	\$7,709	\$7,178
FIVE DOOR	CR D5 VN 902036	90"w x 20"d x 36"h	WOOD	\$13,159	\$12,238	\$11,317	N/A
	CR D5 LM 902036	90"w x 20"d x 36"h	LAMINATE	\$10,608	\$9,854	\$9,100	\$8,399

Notes : WOOD EDGE PROFILE ON FRONT OF TOP ONLY. ADD 10% FOR WOOD EDGE PROFILE ON THREE SIDES. Our Deluxe and Standard edges are available 1-3/4" thickness add 10% • Edges WXBVL, LBVL add 5% • SE Add 10% • Edge WXWE subtract 10% • Optional Lock Add \$125 per Drawer Bay Color options Black, Silver, White • Optional Finished Back add 15% • Dura-Coat Available at the same price as Veneer

# Casegoods Storage & Wall Furniture

## COLECRAFT

### Credenza with Drawers - 36" Buffet Height



- Features:
- Adjustable shelves
  - European hinges
  - Locking casters
  - Optional flip up shelves can be added
  - Add locks \$125 Per drawer/bay
  - Optional gallery rail can be added
  - Hardware options are in our Finishes and Hardware Guide

WKNF1	WBNS	WXWE*	SE*
WBNS1	WDRD	WXCR	PVC
WDRD1	WRBV	WXBV	
WRBV1	WBEV	WXBD	
WBEV1	WTRD	WXRD	
WTRD1		WXFL	
		WXBVL*	LBVL*

	MODEL #	DIMENSIONS	MATERIAL	DELUXE	PREMIUM	STANDARD	BASIC
ONE DRAWER/DOOR	CR DD1 VN 182036	18"w x 20"d x 36"h	WOOD	\$5,605	\$5,314	\$5,024	N/A
	CR DD1 LM 182036	18"w x 20"d x 36"h	LAMINATE	\$4,059	\$3,868	\$3,677	\$3,486
TWO DRAWER/DOOR	CR DD2 VN 362036	36"w x 20"d x 36"h	WOOD	\$8,690	\$8,237	\$7,785	N/A
	CR DD2 LM 362036	36"w x 20"d x 36"h	LAMINATE	\$6,408	\$6,041	\$5,672	\$5,405
OPEN SHELF	CR BK3 VN 362036	36"w x 20"d x 36"h	WOOD	\$7,820	\$7,414	\$7,007	N/A
	CR BK3 LM 362036	36"w x 20"d x 36"h	LAMINATE	\$5,767	\$5,309	\$5,105	\$4,865
THREE DRAWER/DOOR	CR DD3 VN 542036	54"w x 20"d x 36"h	WOOD	\$10,340	\$9,802	\$9,264	N/A
	CR DD3 LM 542036	54"w x 20"d x 36"h	LAMINATE	\$7,800	\$7,311	\$6,820	\$6,433
FOUR DRAWER/DOOR	CR DD4 VN 722036	72"w x 20"d x 36"h	WOOD	\$12,104	\$11,475	\$10,845	N/A
	CR DD4 LM 722036	72"w x 20"d x 36"h	LAMINATE	\$8,617	\$8,301	\$7,985	\$7,525
FIVE DRAWER/DOOR	CR DD5 VN 902036	90"w x 20"d x 36"h	WOOD	\$14,162	\$13,426	\$12,689	N/A
	CR DD5 LM 902036	90"w x 20"d x 36"h	LAMINATE	\$10,727	\$10,071	\$9,415	\$8,806

Notes : WOOD EDGE PROFILE ON FRONT OF TOP ONLY. ADD 10% FOR WOOD EDGE PROFILE ON THREE SIDES. Our Deluxe and Standard edges are available 1-3/4" thickness add 10% • Edges WXBVL, LBVL add 5% • SE Add 10% • Edge WXWE subtract 10% • Optional Lock Add \$125 per Drawer Bay Color options Black, Silver, White • Optional Finished Back add 15% • Dura-Coat Available at the same price as Veneer

# Casegoods Storage & Wall Furniture

## COLECRAFT

### Credenza Hutch- 45" Height

The credenza hutches can be used in combination with any of our credenzas. They are available with and without doors in a variety of sizes and styles in the veneer or laminate of your choice. We also offer a video panel hutch unit to accommodate 32", 42" or 52" flat panel monitors, this unit includes the video mount. The possibilities are endless in creating the perfect wall storage configuration for your office, conference room, training room, lobby or dining area.

WOOD EDGE			LAMINATE/PVC
	WKNF1		WBNS
	WBNS1		WDRD
	WDRD1		WRBV
	WRBV1		WBEV
	WBEV1		WTRD
	WTRD1		WXWE*
			WXCR
			WXBV
			WXBD
			WXRD
			WXFL
			WXBVL*
			SE*
			PVC
			LBVL*


	MODEL #	DIMENSIONS	MATERIAL	DELUXE	PREMIUM	STANDARD	BASIC
<b>OPEN HUTCH - SOLID DOOR - GLASS FRAMED DOOR</b>							
	HU ND VN 181545	18"w x 15"d x 45"h	WOOD	\$3,167	\$3,092	\$3,016	N/A
	HU ND LM 181545	18"w x 15"d x 45"h	LAMINATE	\$2,375	\$2,318	\$2,262	\$1,959
	HU FSD VN 181545	18"w x 15"d x 45"h	WOOD	\$3,610	\$3,525	\$3,437	N/A
	HU FSD LM 181545	18"w x 15"d x 45"h	LAMINATE	\$2,709	\$2,662	\$2,580	\$2,233
	HU FGF VN 181545	18"w x 15"d x 45"h	WOOD	\$4,235	\$4,135	\$4,033	N/A
	HU FGF LM 181545	18"w x 15"d x 45"h	LAMINATE	N/A	N/A	N/A	N/A
<b>OPEN HUTCH - SOLID DOOR - GLASS FRAMED DOOR</b>							
	HU ND VN 361545	36"w x 15"d x 45"h	WOOD	\$4,875	\$4,758	\$4,642	N/A
	HU ND LM 361545	36"w x 15"d x 45"h	LAMINATE	\$3,655	\$3,568	\$3,481	\$2,611
	HU FSD VN 361545	36"w x 15"d x 45"h	WOOD	\$5,556	\$5,423	\$5,291	N/A
	HU FSD LM 361545	36"w x 15"d x 45"h	LAMINATE	\$4,166	\$4,068	\$3,968	\$2,976
	HU FGF VN 361545	36"w x 15"d x 45"h	WOOD	\$6,517	\$6,363	\$6,206	N/A
	HU FGF LM 361545	36"w x 15"d x 45"h	LAMINATE	N/A	N/A	N/A	N/A
<b>SOLID DOOR - GLASS FRAMED DOOR</b>							
	HU CSD VN 361545	36"w x 15"d x 45"h	WOOD	\$4,869	\$4,753	\$4,637	N/A
	HU CSD LM 361545	36"w x 15"d x 45"h	LAMINATE	\$3,652	\$3,565	\$3,477	\$2,607
	HU CGFD VN 361545	36"w x 15"d x 45"h	WOOD	\$5,423	\$5,294	\$5,163	N/A
	HU CGFD LM 361545	36"w x 15"d x 45"h	LAMINATE	N/A	N/A	N/A	N/A
<b>SOLID DOOR - GLASS FRAMED DOOR</b>							
	HU CSD VN 541545	54"w x 15"d x 45"h	WOOD	\$6,860	\$6,697	\$6,533	N/A
	HU CSD LM 541545	54"w x 15"d x 45"h	LAMINATE	\$5,145	\$5,022	\$4,898	\$3,674
	HU CGFD VN 541545	54"w x 15"d x 45"h	WOOD	\$7,642	\$7,460	\$7,278	N/A
	HU CGFD LM 541545	54"w x 15"d x 45"h	LAMINATE	N/A	N/A	N/A	N/A
<b>SOLID DOOR - GLASS FRAMED DOOR</b>							
	HU CSD VN 721545	72"w x 15"d x 45"h	WOOD	\$8,852	\$8,641	\$8,430	N/A
	HU CSD LM 721545	72"w x 15"d x 45"h	LAMINATE	\$6,639	\$6,481	\$6,323	\$4,742
	HU CGFD VN 721545	72"w x 15"d x 45"h	WOOD	\$9,860	\$9,609	\$9,391	N/A
	HU CGFD LM 721545	72"w x 15"d x 45"h	LAMINATE	N/A	N/A	N/A	N/A
<b>HUTCH FRO 32", 42", 52" TV</b>							
	HU VD VN 361545	36"w x 15"d x 45"h	WOOD	\$6,739	\$6,646	\$6,553	N/A
	HU VD LM 361545	36"w x 15"d x 45"h	LAMINATE	\$5,768	\$5,765	\$5,630	\$4,936
	HU VD VN 541545	54"w x 15"d x 45"h	WOOD	\$8,419	\$8,287	\$8,154	N/A
	HU VD LM 541545	54"w x 15"d x 45"h	LAMINATE	\$7,029	\$6,931	\$6,831	\$5,837
	HU VD VN 721545	72"w x 15"d x 45"h	WOOD	\$10,100	\$9,927	\$9,755	N/A
	HU VD LM 721545	72"w x 15"d x 45"h	LAMINATE	\$8,288	\$8,161	\$8,032	\$6,739

Notes : WOOD EDGE PROFILE ON FRONT OF TOP ONLY. ADD 10% FOR WOOD EDGE PROFILE ON THREE SIDES. Our Deluxe and Standard edges are available 1-3/4" thickness add 10% • Edges WXBVL, LBVL add 5% • SE Add 10% • Edge WXWE subtract 10% • Optional Lock Add \$125 per Drawer Bay Color options Black, Silver, White • Optional Finished Back add 15% • Dura-Coat Available at the same price as Veneer

# Casegoods Storage & Wall Furniture

## COLECRAFT

### Mobile Storage And Service Carts



- Features:
- Adjustable shelves
  - European hinges
  - Locking casters
  - Add locks \$125 Per drawer/bay
  - Optional flip up shelves can be added
  - Optional gallery rail can be added
  - Hardware options are in our Finishes and Hardware Guide


WOOD EDGE			LAMINATE/PVC
	WKNF1		WBNS
	WBNS1		WDRD
	WDRD1		WRBV
	WRBV1		WBEV
	WBEV1		WTRD
	WTRD1		WXWE*
			WXCR
			WXBV
			WXBD
			WXRD
			WXFL
			WXBVL*
			SE*
			PVC
			LBVL*

	MODEL #	DIMENSIONS	MATERIAL	DELUXE	PREMIUM	STANDARD	BASIC
<b>TWO DOOR MOBILE STORAGE</b>							
	MBS D2 VN 362636	36"w x 26"d x 36"h	WOOD	\$7,800	\$7,703	\$7,136	N/A
	MBS D2 LM 362636	36"w x 26"d x 36"h	LAMINATE	\$6,133	\$6,077	\$5,654	\$5,347
<b>2 DRAWER/DOOR MOBILE STORAGE</b>							
	MBS DD2 VN 362636	36"w x 26"d x 36"h	WOOD	\$8,378	\$8,428	\$7,976	N/A
	MBS DD2 LM 362636	36"w x 26"d x 36"h	LAMINATE	\$6,225	\$6,232	\$5,863	\$5,596
<b>FLIP UP SHELVES</b>							
	MBS FUS VN 1226	12"w x 26"d	WOOD	\$1,471	\$1,377	\$1,195	\$955
	MBS FUS LM 1226	12"w x 26"d	LAMINATE	N/A	N/A	N/A	N/A
<b>GALLERY RAIL</b>							
	MBS GR VN 363	36"w x 3"h	WOOD	\$1,159	\$1,228	\$1,228	\$1,228
	MBS GR LM 363	36"w x 3"h	LAMINATE	N/A	N/A	N/A	N/A

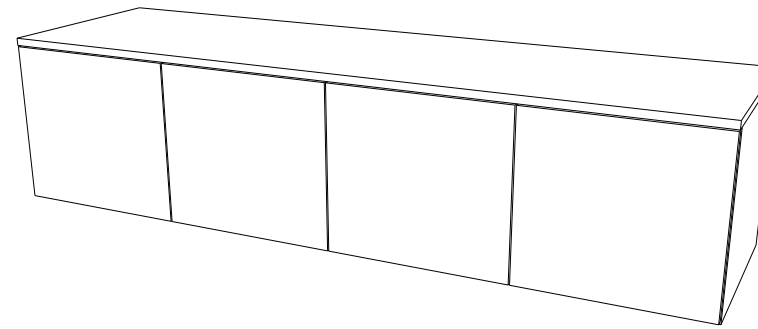
Notes : WOOD EDGE PROFILE ON FRONT OF TOP ONLY. ADD 10% FOR WOOD EDGE PROFILE ON THREE SIDES. Our Deluxe and Standard edges are available 1-3/4" thickness add 10% • Edges WXBVL, LBVL add 5% • SE Add 10% • Edge WXWE subtract 10% • Optional Lock Add \$125 per Drawer Bay Color options Black, Silver, White • Optional Finished Back add 15% • Dura-Coat Available at the same price as Veneer

Colecraft Compose Credenzas are completely Customizable To suit your specific needs. Choose the size that best fits your Area. Next Compose your Credenza with the components that suit your needs.

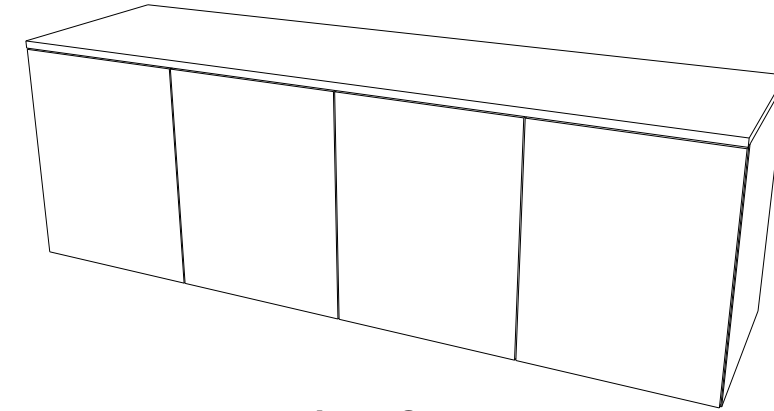
First choose the size of the credenza that suits you  
Second Customize it to suit your specific needs with the components on the adjacent page.



Compose Options



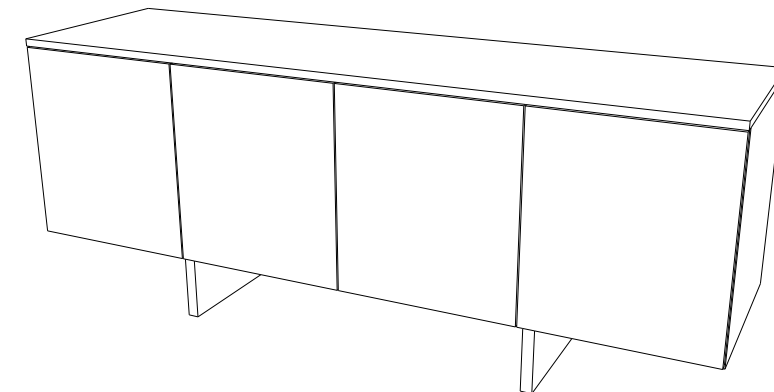
**WALL HUNG OPTION**




**LOW OPTION**



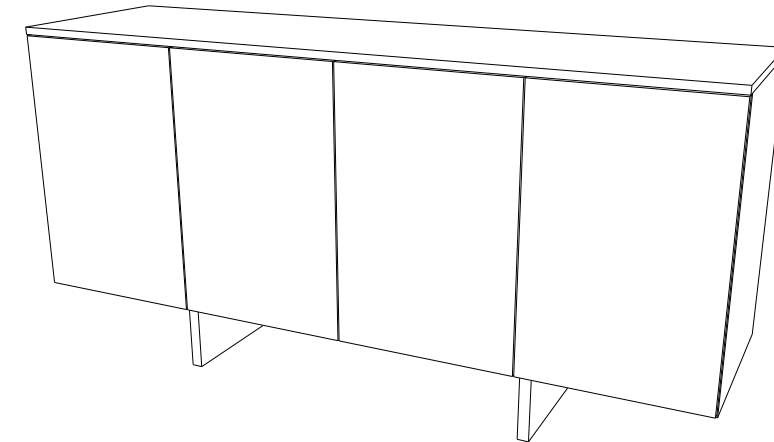
**CONFERENCE FLOOR**



**CONFERENCE LEGGED**



**BUFFET FLOOR**



**BUFFET LEGGED**

General Information:


- Tops are 3/4"-thick. Specialty Tops add an Additional Height
- Credenzas include one adjustable shelf behind each door
- Equipment racks hold 12RU and include a thermostatically controlled fan and plug strip
- Refrigerators are Sold Separately

- Locks are Optional \$125 per Drawer/Bay
- Finished Back Available add15%
- Hardware options are in our Finishes and Hardware Guide
- Dura-Coat Solids Available at Same Price as Veneer


# Casegoods *Compose* Credenzas

## Compose Buffet Height Credenzas


**COLECRAFT**




First choose the size of the credenza that suits you  
Second Customize it to suit your specific needs with the components on the adjacent page.




SIZE 36"W x 24"D x 36"H	Two Doors	MODEL # CCBH 362436	VENEER - \$6,251	LAMINATE \$5,001
----------------------------	-----------	------------------------	---------------------	---------------------



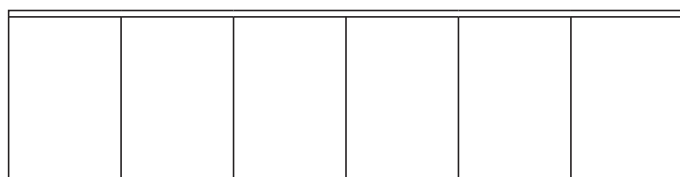
54"W x 24"D x 36"H	Three Doors	CCBH 542436	\$7,440	\$5,952
--------------------	-------------	-------------	---------	---------



72"W x 24"D x 36"H	Four Doors	CCBH 722436	\$8,706	\$6,965
--------------------	------------	-------------	---------	---------



90"W x 24"D x 36"H	Five Doors	CCBH 902436	\$10,185	\$8,148
--------------------	------------	-------------	----------	---------




108"W x 24"D x 36"H	six doors	CCBH 1082436	\$11,915	\$9,532
---------------------	-----------	--------------	----------	---------

# Casegoods *Compose* Credenzas

## Compose Buffet Height Floor Components Customize your Credenza


**COLECRAFT**

HINGED  
DOOR/BOX DRAWER




CBH HD  
VENEER - \$640  
LAMINATE - \$513

BOX  
FILE FILE




CBH BFF  
VENEER - \$640  
LAMINATE - \$513

FOUR  
DRAWER




CBH 4D  
VENEER - \$640  
LAMINATE - \$513

OPEN ADJUSTABLE  
SHELF




CBH AS  
VENEER - \$547  
LAMINATE - \$438

DOUBLE  
HINGED DOOR/DRAWER




CBH 36 DHDD  
VENEER - \$788  
LAMINATE - \$630

LATERAL FILE  
WITH DRAWER



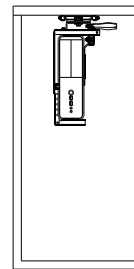
CBH 36 BLAT  
VENEER - \$788  
LAMINATE - \$630

OPEN ADJUSTABLE  
SHELVES



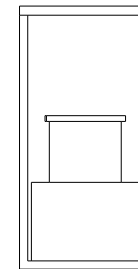
CBH 36 AS  
VENEER - \$547  
LAMINATE - \$438

CPU  
HOLDER  
(WITH DOOR)



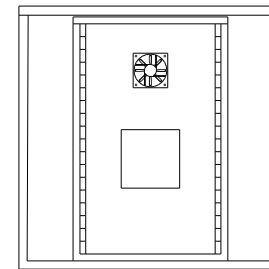
CPUH - \$519

HEAVY DUTY SLIDE OUT DOUBLE  
TRASH/RECYCLING RECEPTACLE  
(WITH DOOR)



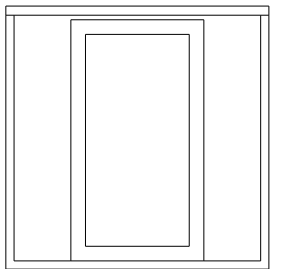
TRPO - \$1,159

TEMPERATURE CONTROLLED  
A/V UNIT  
(WITH DOOR)



CCCAV  
FIXED PLACE - \$1,288  
SLIDE OUT - \$4,057

REFRIGERATOR STOW  
(WITH DOOR)  
\*Refrigerator sold separately



CCBHFRG - \$0

COMPOSE TOP OPTIONS FOR 24" DEPTH	36" PRICE ADDER	54" PRICE ADDER	72" PRICE ADDER	90" PRICE ADDER	108" PRICE ADDER
GLASS	\$947	\$1,333	\$1,718	\$2,103	\$2,489
BACK PAINTED GLASS	\$1,719	\$2,491	\$3,263	\$4,034	\$4,806
SOLID SURFACE	\$1,919	\$3,221	\$4,522	\$5,482	\$6,442
RAISED KNIFE	\$219	\$319	\$419	\$519	\$619
STONE: MARBLE, GRANITE QUARTZ & KRYSTALCAST ARE AVAILABLE PLEASE CALL FOR PRICING					

**General Information:**

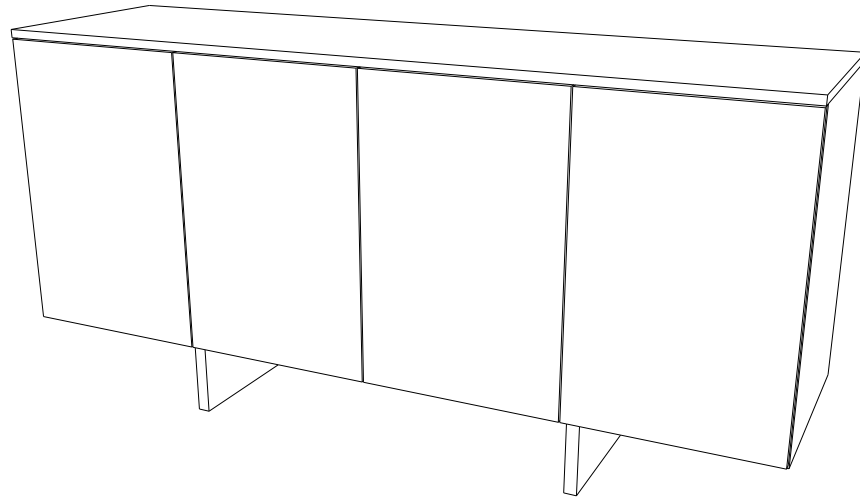
- Tops are 3/4"-thick. Specialty Tops add an Additional Height
- Credenzas include one adjustable shelf behind each door
- Equipment racks hold 12RU and include a thermostatically controlled fan and plug strip
- Refrigerators are Sold Separately

- Locks are Optional \$125 per Drawer/Bay
- Finished Back Available add15%
- Hardware options are in our Finishes and Hardware Guide
- Dura-Coat Solids Available at Same Price as Veneer


# Casegoods *Compose* Credenzas

## Compose Footed Buffet Height Credenzas

**COLECRAFT**



BRUSHED STAINLESS BLADE




BSB

CONTEMPORARY FOOT




CTF


First choose the size of the credenza that suits you  
Second Customize it to suit your specific needs with the components on the adjacent page.




SIZE	Two Doors	MODEL #	VENEER	LAMINATE
36"W x 24"D x 36"H		CCFBH 362436	\$5,938	\$4,751




54"W x 24"D x 36"H	Three Doors	CCFBH 542436	\$7,068	\$5,654
--------------------	-------------	--------------	---------	---------



72"W x 24"D x 36"H	Four Doors	CCFBH 722436	\$8,270	\$6,616
--------------------	------------	--------------	---------	---------



90"W x 24"D x 36"H	Five Doors	CCFBH 902436	\$9,675	\$7,740
--------------------	------------	--------------	---------	---------



108"W x 24"D x 36"H	six doors	CCFBH 1082436	\$11,320	\$9,056
---------------------	-----------	---------------	----------	---------

# Casegoods *Compose* Credenzas

## Compose Buffet Height Floor Components Customize your Credenza


**COLECRAFT**

FILE FILE



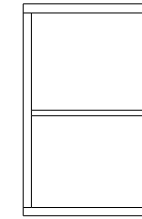
CFF FF	\$519
VENEER -	
LAMINATE -	\$439

BOX BOX FILE



CFF BF	\$519
VENEER -	
LAMINATE -	\$439

OPEN ADJUSTABLE SHELF




CFF AS	\$455
VENEER -	
LAMINATE -	\$369

36" OPEN ADJUSTABLE SHELF




CFF AS 36	\$455
VENEER -	
LAMINATE -	\$369

36" BOX BOX LATERAL



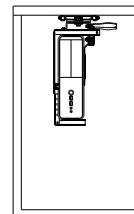
CFFBBL 36	\$678
VENEER -	
LAMINATE -	\$542

36" LATERAL FILE



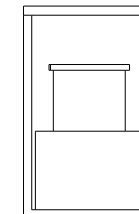
CFF LAT 36	\$678
VENEER -	
LAMINATE -	\$542

CPU HOLDER (WITH DOOR)



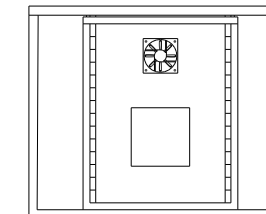
CPU HOLDER \$519

HEAVY DUTY SLIDE OUT DOUBLE TRASH/RECYCLING RECEPTACLE (WITH DOOR)



TRPO - \$1,159

TEMPERATURE CONTROLLED A/V UNIT (WITH DOOR)



CCCAV	
FIXED PLACE -	\$1,288
SLIDE OUT -	\$4,057

COMPOSE TOP OPTIONS FOR 24" DEPTH	36" PRICE ADDER	54"PRICE ADDER	72" PRICE ADDER	90" PRICE ADDER	108" PRICE ADDER
GLASS	\$947	\$1,333	\$1,718	\$2,103	\$2,489
BACK PAINTED GLASS	\$1,719	\$2,491	\$3,263	\$4,034	\$4,806
SOLID SURFACE	\$1,919	\$3,221	\$4,522	\$5,482	\$6,442
RAISED KNIFE	\$219	\$319	\$419	\$519	\$619
STONE: MARBLE, GRANITE QUARTZ & KRystalCAST ARE AVAILABLE PLEASE CALL FOR PRICING					

**General Information:**


- Tops are 3/4"-thick. Specialty Tops add an Additional Height
- Credenzas include one adjustable shelf behind each door
- Equipment racks hold 12RU and include a thermostatically controlled fan and plug strip
- Refrigerators are Sold Separately

- Locks are Optional \$125 per Drawer/Bay
- Finished Back Available add15%
- Hardware options are in our Finishes and Hardware Guide
- Dura-Coat Solids Available at Same Price as Veneer


# Casegoods *Compose* Credenzas

## Compose Conference Height Credenzas


**COLECRAFT**




First choose the size of the credenza that suits you  
Second Customize it to suit your specific needs with the components on the adjacent page.




SIZE	Two Doors	MODEL #	VENEER	LAMINATE
36"W x 24"D x 29"H		CCCH 362429	\$5,002	\$4,002




SIZE	Three Doors	MODEL #	VENEER	LAMINATE
54"W x 24"D x 29"H		CCCH 542429	\$5,951	\$4,761



SIZE	Four Doors	MODEL #	VENEER	LAMINATE
72"W x 24"D x 29"H		CCCH 722429	\$6,963	\$5,571



SIZE	Five Doors	MODEL #	VENEER	LAMINATE
90"W x 24"D x 29"H		CCCH 902429	\$8,149	\$6,519



SIZE	six doors	MODEL #	VENEER	LAMINATE
108"W x 24"D x 29"H		CCCH 1082429	\$9,534	\$7,627

# Casegoods *Compose* Credenzas

## Compose Conference Height Credenza Components Customize your Credenza


**COLECRAFT**

FILE FILE



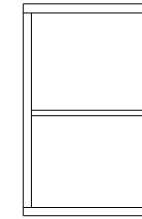
CFF FF  
VENEER - \$519  
LAMINATE - \$439

BOX BOX FILE




CFF BF  
VENEER - \$519  
LAMINATE - \$439

OPEN ADJUSTABLE SHELF




CFF AS  
VENEER - \$455  
LAMINATE - \$369

36" OPEN ADJUSTABLE SHELF




CFF AS 36  
VENEER - \$455  
LAMINATE - \$369

36" BOX BOX LATERAL



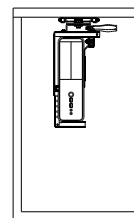
CFFBBL 36  
VENEER - \$678  
LAMINATE - \$542

36" LATERAL FILE



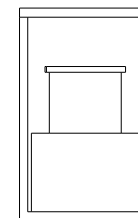
CFF LAT 36  
VENEER - \$678  
LAMINATE - \$542

CPU HOLDER (WITH DOOR)



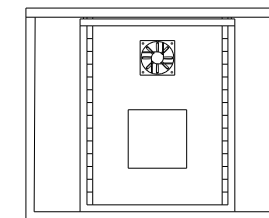
CPU HOLDER \$519

HEAVY DUTY SLIDE OUT DOUBLE TRASH/RECYCLING RECEPTACLE (WITH DOOR)



TRPO - \$1,159

TEMPERATURE CONTROLLED A/V UNIT (WITH DOOR)



CCCAV  
FIXED PLACE - \$1,288  
SLIDE OUT - \$4,057

COMPOSE TOP OPTIONS FOR 24" DEPTH	36" PRICE ADDER	54"PRICE ADDER	72" PRICE ADDER	90" PRICE ADDER	108" PRICE ADDER
GLASS	\$947	\$1,333	\$1,718	\$2,103	\$2,489
BACK PAINTED GLASS	\$1,719	\$2,491	\$3,263	\$4,034	\$4,806
SOLID SURFACE	\$1,919	\$3,221	\$4,522	\$5,482	\$6,442
RAISED KNIFE	\$219	\$319	\$419	\$519	\$619

STONE: MARBLE, GRANITE QUARTZ & KRYSTALCAST ARE AVAILABLE PLEASE CALL FOR PRICING

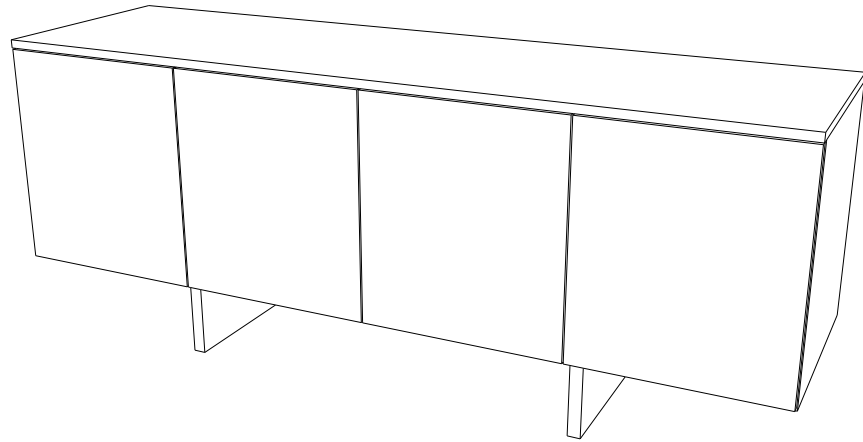
**General Information:**

- Tops are 3/4"-thick. Specialty Tops add an Additional Height
- Credenzas include one adjustable shelf behind each door
- Equipment racks hold 12RU and include a thermostatically controlled fan and plug strip
- Refrigerators are Sold Separately

- Locks are Optional \$125 per Drawer/Bay
- Finished Back Available add15%
- Hardware options are in our Finishes and Hardware Guide
- Dura-Coat Solids Available at Same Price as Veneer

**Casegoods *Compose* Credenzas**  
**Compose Footed Conference Height Credenzas**

**COLECRAFT**



BRUSHED STAINLESS  
BLADE




BSB

CONTEMPORARY  
FOOT




CTF


First choose the size of the credenza that suits you  
 Second Customize it to suit your specific needs with the components on the adjacent page.




SIZE	Doors	MODEL #	VENEER	LAMINATE
36"W x 24"D x 29"H	Two Doors	CCFCH 362429	\$4,752	\$3,802




54"W x 24"D x 29"H	Three Doors	CCFCH 542429	\$5,654	\$4,523
--------------------	-------------	--------------	---------	---------



72"W x 24"D x 29"H	Four Doors	CCFCH 722429	\$6,615	\$5,292
--------------------	------------	--------------	---------	---------



90"W x 24"D x 29"H	Five Doors	CCFCH 902429	\$7,741	\$6,193
--------------------	------------	--------------	---------	---------

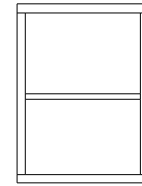


108"W x 24"D x 29"H	six doors	CCFCH 1082429	\$9,057	\$7,246
---------------------	-----------	---------------	---------	---------

**Casegoods *Compose* Credenzas**  
**Compose footed Conference Height Credenza Components Customize your Credenza**

**COLECRAFT**

OPEN ADJUSTABLE  
SHELF




CCF AS  
 VENEER - \$402  
 LAMINATE - \$369

BOX FILE



CCF BF  
 VENEER - \$474  
 LAMINATE - \$349

36" ADJUSTABLE  
SHELF



CCF AS 36  
 VENEER - \$402  
 LAMINATE - \$369

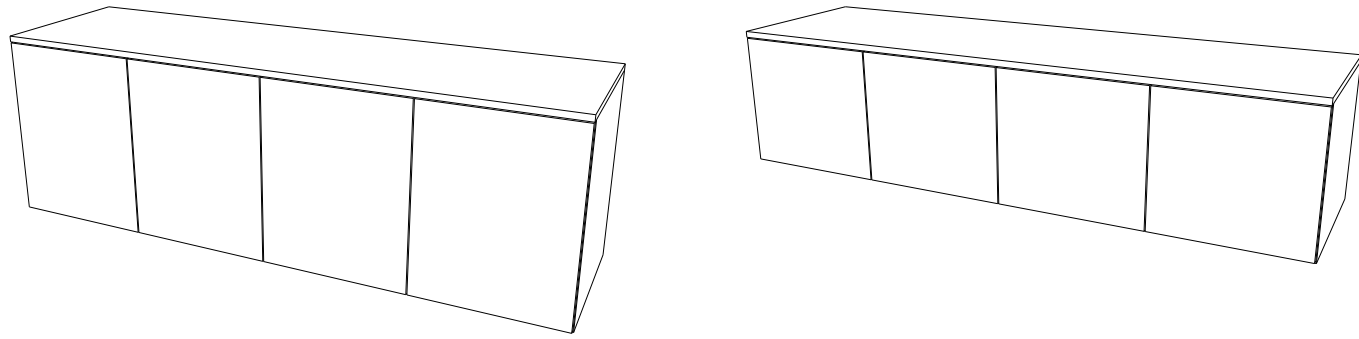
COMPOSE TOP OPTIONS FOR 24" DEPTH	36" PRICE ADDER	54" PRICE ADDER	72" PRICE ADDER	90" PRICE ADDER	108" PRICE ADDER
GLASS	\$947	\$1,333	\$1,718	\$2,103	\$2,489
BACK PAINTED GLASS	\$1,719	\$2,491	\$3,263	\$4,034	\$4,806
SOLID SURFACE	\$1,919	\$3,221	\$4,522	\$5,482	\$6,442
RAISED KNIFE	\$219	\$319	\$419	\$519	\$619
STONE: MARBLE, GRANITE QUARTZ & KRISTALCAST ARE AVAILABLE PLEASE CALL FOR PRICING					

General Information:


- Tops are 3/4"-thick. Specialty Tops add an Additional Height
- Credenzas include one adjustable shelf behind each door
- Equipment racks hold 12RU and include a thermostatically controlled fan and plug strip
- Refrigerators are Sold Separately

- Locks are Optional \$125 per Drawer/Bay
- Finished Back Available add15%
- Hardware options are in our Finishes and Hardware Guide
- Dura-Coat Solids Available at Same Price as Veneer


## Compose Wall-Hung 18"H & Low Height Credenzas 24"H




First choose the size of the credenza that suits you  
Second Customize it to suit your specific needs with the components on the adjacent page.




SIZE		MODEL #	VENEER	LAMINATE
36"W x 24"D x 24"H	Two Doors	CCLH 362424	\$4,052	\$3,241
36"W x 20"D x 18"H	Two Doors Wall Hung	CCWH 362018	\$2,877	\$2,301




54"W x 24"D x 24"H	Three Doors	CCLH 542424	\$4,820	\$3,856
54"W x 20"D x 18"H	Three Doors Wall Hung	CCWH 542018	\$3,423	\$2,738



72"W x 24"D x 24"H	Four Doors	CCLH 722424	\$5,640	\$4,512
72"W x 20"D x 18"H	Four Doors Wall Hung	CCWH 722018	\$4,005	\$3,204



90"W x 24"D x 24"H	Five Doors	CCLH 902424	\$6,600	\$5,280
90"W x 20"D x 18"H	Five Doors Wall Hung	CCWH 902018	\$4,686	\$3,749



108"W x 24"D x 24"H	six doors	CCLH 1082424	\$7,722	\$6,178
108"W x 20"D x 18"H	six doors Wall Hung	CCWH 1082018	\$5,483	\$4,386


## Compose Low Height Credenza Components Customize your Credenza

OPEN ADJUSTABLE SHELF




CLH AS  
VENEER - \$365  
LAMINATE - \$335

BOX FILE



CLH BF  
VENEER + \$431  
LAMINATE + \$317

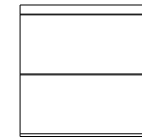
36" ADJUSTABLE SHELF



CLH AS 36  
VENEER + \$431  
LAMINATE + \$317

## Compose Wall-Hung Credenza Components Customize your Credenza

DOUBLE DRAWER



CWH DD  
VENEER + \$431  
LAMINATE + \$317

COMPOSE TOP OPTIONS FOR 20" DEPTH	36" PRICE ADDER	54"PRICE ADDER	72" PRICE ADDER	90" PRICE ADDER	108" PRICE ADDER
GLASS	\$819	\$1,141	\$1,463	\$1,785	\$2,106
BACK PAINTED GLASS	\$1,463	\$2,106	\$2,750	\$3,394	\$4,037
SOLID SURFACE	\$1,713	\$2,912	\$4,110	\$4,967	\$5,824
RAISED KNIFE	\$216	\$316	\$416	\$516	\$616
STONE: MARBLE, GRANITE QUARTZ & KRYSTALCAST ARE AVAILABLE PLEASE CALL FOR PRICING					

COMPOSE TOP OPTIONS FOR 24" DEPTH	36" PRICE ADDER	54"PRICE ADDER	72" PRICE ADDER	90" PRICE ADDER	108" PRICE ADDER
GLASS	\$947	\$1,333	\$1,718	\$2,103	\$2,489
BACK PAINTED GLASS	\$1,719	\$2,491	\$3,263	\$4,034	\$4,806
SOLID SURFACE	\$1,919	\$3,221	\$4,522	\$5,482	\$6,442
RAISED KNIFE	\$219	\$319	\$419	\$519	\$619
STONE: MARBLE, GRANITE QUARTZ & KRYSTALCAST ARE AVAILABLE PLEASE CALL FOR PRICING					

General Information:

- Tops are 3/4"-thick. Specialty Tops add an Additional Height
- Credenzas include one adjustable shelf behind each door
- Equipment racks hold 12RU and include a thermostatically controlled fan and plug strip
- Refrigerators are Sold Separately

- Locks are Optional \$125 per Drawer/Bay
- Finished Back Available add15%
- Hardware options are in our Finishes and Hardware Guide
- Dura-Coat Solids Available at Same Price as Veneer

# Casegoods Public Spaces

## Classic 4 Post Parsons 16"/20" Height

# COLECRAFT

DIMENSIONS	16"			20"		
	MODEL #	PRICE LM	PRICE VN	MODEL #	PRICE LM	PRICE VN
24"W X 60"D	CP 246016	\$5,154	\$7,270	CP 246020	\$5,369	\$7,573
24"W X 72"D	CP 247216	\$5,236	\$7,418	CP 247220	\$5,454	\$7,727
24"W X 84"D	CP 248416	\$5,667	\$8,524	CP 248420	\$5,904	\$8,879
24"W X 96"D	CP 249616	\$6,796	\$10,128	CP 249620	\$7,079	\$10,550
24"W X 120"D	CP 2412016	\$7,311	\$11,015	CP 2412020	\$7,615	\$11,474
30"W X 60"D	CP 306016	\$5,233	\$7,345	CP 306020	\$5,451	\$7,651
30"W X 72"D	CP 307216	\$5,338	\$7,511	CP 307220	\$5,560	\$7,824
30"W X 84"D	CP 308416	\$5,784	\$8,649	CP 308420	\$6,025	\$9,009
30"W X 96"D	CP 309616	\$6,914	\$10,253	CP 309620	\$7,202	\$10,680
30"W X 120"D	CP 3012016	\$7,297	\$11,109	CP 3012020	\$7,601	\$11,572
36"W X 60"D	CP 366016	\$5,311	\$7,922	CP 366020	\$5,532	\$8,252
36"W X 72"D	CP 367216	\$5,441	\$8,118	CP 367220	\$5,668	\$8,456
36"W X 84"D	CP 368416	\$5,902	\$9,122	CP 368420	\$6,148	\$9,502
36"W X 96"D	CP 369616	\$7,031	\$10,996	CP 369620	\$7,324	\$11,454
36"W X 120"D	CP 3612016	\$7,451	\$11,644	CP 3612020	\$7,761	\$12,129
42"W X 60"D	CP 426016	\$5,874	\$8,788	CP 426020	\$6,119	\$9,154
42"W X 72"D	CP 427216	\$5,936	\$9,047	CP 427220	\$6,183	\$9,423
42"W X 84"D	CP 428416	\$6,646	\$10,192	CP 428420	\$6,923	\$10,617
42"W X 96"D	CP 429616	\$7,775	\$11,861	CP 429620	\$8,099	\$12,355
42"W X 120"D	CP 4212016	\$8,115	\$12,800	CP 4212020	\$8,454	\$13,333

NOTE: Dura-Coat Available at the same price as Veneer

# Casegoods Public Spaces

## Classic 4 Post Parsons 29"/36"/42" Height

# COLECRAFT

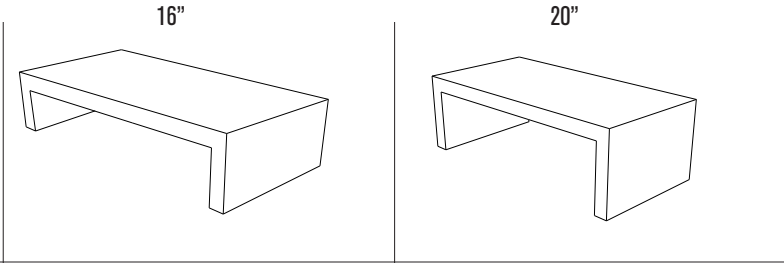
DIMENSIONS	29"			36"			42"		
	MODEL #	PRICE LM	PRICE VN	MODEL #	PRICE LM	PRICE VN	MODEL #	PRICE LM	PRICE VN
24"W X 60"D	CP 246029	\$5,593	\$7,888	CP 246036	\$5,120	\$7,933	CP 246042	\$5,757	\$8,071
24"W X 72"D	CP 247229	\$5,681	\$8,049	CP 247236	\$5,173	\$8,058	CP 247242	\$5,813	\$8,196
24"W X 84"D	CP 248429	\$6,150	\$9,249	CP 248436	\$5,630	\$9,299	CP 248442	\$6,323	\$9,457
24"W X 96"D	CP 249629	\$7,374	\$10,989	CP 249636	\$6,743	\$11,041	CP 249642	\$7,547	\$11,197
24"W X 120"D	CP 2412029	\$7,932	\$11,952	CP 2412036	\$7,086	\$12,002	CP 2412042	\$7,925	\$12,160
30"W X 60"D	CP 306029	\$5,678	\$7,970	CP 306036	\$5,186	\$8,001	CP 306042	\$5,848	\$8,162
30"W X 72"D	CP 307229	\$5,792	\$8,150	CP 307236	\$5,277	\$8,164	CP 307242	\$5,947	\$8,322
30"W X 84"D	CP 308429	\$6,276	\$9,384	CP 308436	\$5,732	\$9,418	CP 308442	\$6,455	\$9,599
30"W X 96"D	CP 309629	\$7,502	\$11,125	CP 309636	\$6,846	\$11,159	CP 309642	\$7,681	\$11,339
30"W X 120"D	CP 3012029	\$7,918	\$12,054	CP 3012036	\$7,224	\$12,088	CP 3012042	\$8,097	\$12,266
36"W X 60"D	CP 366029	\$5,763	\$8,596	CP 366036	\$5,777	\$9,131	CP 366042	\$5,938	\$8,806
36"W X 72"D	CP 367229	\$5,904	\$8,808	CP 367236	\$5,918	\$9,356	CP 367242	\$6,079	\$9,018
36"W X 84"D	CP 368429	\$6,405	\$9,897	CP 368436	\$6,419	\$10,510	CP 368442	\$6,589	\$10,128
36"W X 96"D	CP 369629	\$7,629	\$11,932	CP 369636	\$7,643	\$12,430	CP 369642	\$7,813	\$11,938
36"W X 120"D	CP 3612029	\$8,084	\$12,635	CP 3612036	\$8,099	\$13,414	CP 3612042	\$7,875	\$13,186
42"W X 60"D	CP 426029	\$6,374	\$9,536	CP 426036	\$5,860	\$9,624	CP 426042	\$6,616	\$9,825
42"W X 72"D	CP 427229	\$6,441	\$9,816	CP 427236	\$5,873	\$9,839	CP 427242	\$6,629	\$10,042
42"W X 84"D	CP 428429	\$7,211	\$11,059	CP 428436	\$6,574	\$11,084	CP 428442	\$7,410	\$11,308
42"W X 96"D	CP 429629	\$8,437	\$12,870	CP 429636	\$7,688	\$12,895	CP 429642	\$8,634	\$13,118
42"W X 120"D	CP 4212029	\$8,806	\$13,889	CP 4212036	\$8,023	\$13,914	CP 4212042	\$9,003	\$14,138

NOTE: Dura-Coat Available at the same price as Veneer

# Casegoods Public Spaces

## Panel Leg Parsons Table 16"/20" Height

# COLECRAFT



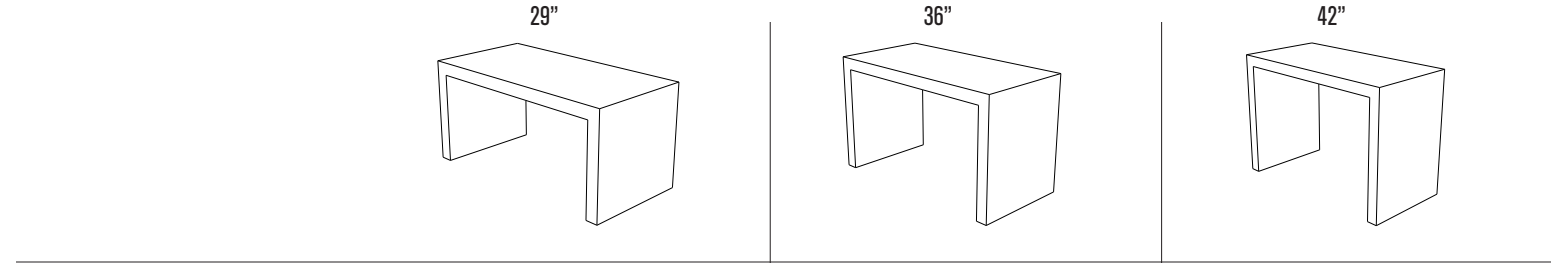
DIMENSIONS	MODEL #	PRICE LM	PRICE VN	MODEL #	PRICE LM	PRICE VN
24"W X 60"D	PP 246016	\$5,155	\$7,270	PP 246020	\$5,369	\$7,574
24"W X 72"D	PP 247216	\$5,237	\$7,418	PP 247220	\$5,454	\$7,728
24"W X 84"D	PP 248416	\$5,667	\$8,524	PP 248420	\$5,904	\$8,880
24"W X 96"D	PP 249616	\$6,795	\$10,127	PP 249620	\$7,078	\$10,549
24"W X 120"D	PP 2412016	\$7,310	\$11,015	PP 2412020	\$7,616	\$11,473
30"W X 60"D	PP 306016	\$5,233	\$7,346	PP 306020	\$5,451	\$7,652
30"W X 72"D	PP 307216	\$5,337	\$7,512	PP 307220	\$5,560	\$7,824
30"W X 84"D	PP 308416	\$5,784	\$8,650	PP 308420	\$6,025	\$9,010
30"W X 96"D	PP 309616	\$6,913	\$10,253	PP 309620	\$7,203	\$10,679
30"W X 120"D	PP 3012016	\$7,297	\$11,109	PP 3012020	\$7,601	\$11,571
36"W X 60"D	PP 366016	\$5,310	\$7,922	PP 366020	\$5,533	\$8,252
36"W X 72"D	PP 367216	\$5,441	\$8,118	PP 367220	\$5,667	\$8,456
36"W X 84"D	PP 368416	\$5,902	\$9,122	PP 368420	\$6,148	\$9,501
36"W X 96"D	PP 369616	\$7,030	\$10,995	PP 369620	\$7,323	\$11,455
36"W X 120"D	PP 3612016	\$7,451	\$11,643	PP 3612020	\$7,761	\$12,129
42"W X 60"D	PP 426016	\$5,875	\$8,788	PP 426020	\$6,118	\$9,154
42"W X 72"D	PP 427216	\$5,936	\$9,048	PP 427220	\$6,184	\$9,424
42"W X 84"D	PP 428416	\$6,646	\$10,191	PP 428420	\$6,923	\$10,617
42"W X 96"D	PP 429616	\$7,776	\$11,861	PP 429620	\$8,099	\$12,355
42"W X 120"D	PP 4212016	\$8,115	\$12,799	PP 4212020	\$8,454	\$13,333

NOTE: Dura-Coat Available at the same price as Veneer

# Casegoods Public Spaces

## Panel Leg Parsons Table 29"/36"/42" Height

# COLECRAFT



DIMENSIONS	MODEL #	PRICE LM	PRICE VN	MODEL #	PRICE LM	PRICE VN	MODEL #	PRICE LM	PRICE VN	MODEL #	PRICE LM	PRICE VN
24"W X 60"D	PP 246029	\$5,593	\$6,311	PP 246036	\$5,632	\$6,347	PP 246042	\$5,757	\$6,457	PP 246029	\$5,593	\$6,311
24"W X 72"D	PP 247229	\$5,681	\$6,439	PP 247236	\$5,690	\$6,446	PP 247242	\$5,813	\$6,556	PP 247229	\$5,681	\$6,439
24"W X 84"D	PP 248429	\$6,150	\$7,399	PP 248436	\$6,193	\$7,439	PP 248442	\$6,323	\$7,565	PP 248429	\$6,150	\$7,399
24"W X 96"D	PP 249629	\$7,374	\$8,791	PP 249636	\$7,417	\$8,833	PP 249642	\$7,547	\$8,958	PP 249629	\$7,374	\$8,791
24"W X 120"D	PP 2412029	\$7,932	\$9,562	PP 2412036	\$7,795	\$9,601	PP 2412042	\$7,925	\$9,728	PP 2412029	\$7,932	\$9,562
30"W X 60"D	PP 306029	\$5,678	\$6,376	PP 306036	\$5,705	\$6,401	PP 306042	\$5,848	\$6,529	PP 306029	\$5,678	\$6,376
30"W X 72"D	PP 307229	\$5,792	\$6,520	PP 307236	\$5,804	\$6,531	PP 307242	\$5,947	\$6,658	PP 307229	\$5,792	\$6,520
30"W X 84"D	PP 308429	\$6,276	\$7,508	PP 308436	\$6,305	\$7,535	PP 308442	\$6,455	\$7,679	PP 308429	\$6,276	\$7,508
30"W X 96"D	PP 309629	\$7,502	\$8,900	PP 309636	\$7,531	\$8,927	PP 309642	\$7,681	\$9,072	PP 309629	\$7,502	\$8,900
30"W X 120"D	PP 3012029	\$7,918	\$9,643	PP 3012036	\$7,947	\$9,670	PP 3012042	\$8,097	\$9,813	PP 3012029	\$7,918	\$9,643
36"W X 60"D	PP 366029	\$5,763	\$6,876	PP 366036	\$5,777	\$6,891	PP 366042	\$5,938	\$7,045	PP 366029	\$5,763	\$6,876
36"W X 72"D	PP 367229	\$5,904	\$7,046	PP 367236	\$5,918	\$7,061	PP 367242	\$6,079	\$7,215	PP 367229	\$5,904	\$7,046
36"W X 84"D	PP 368429	\$6,405	\$7,918	PP 368436	\$6,419	\$7,932	PP 368442	\$6,589	\$8,102	PP 368429	\$6,405	\$7,918
36"W X 96"D	PP 369629	\$7,629	\$9,545	PP 369636	\$7,643	\$9,381	PP 369642	\$7,813	\$9,551	PP 369629	\$7,629	\$9,545
36"W X 120"D	PP 3612029	\$8,084	\$10,108	PP 3612036	\$8,099	\$10,124	PP 3612042	\$8,269	\$11,076	PP 3612029	\$8,084	\$10,108
42"W X 60"D	PP 426029	\$6,374	\$7,629	PP 426036	\$6,446	\$7,699	PP 426042	\$6,616	\$7,860	PP 426029	\$6,374	\$7,629
42"W X 72"D	PP 427229	\$6,441	\$7,853	PP 427236	\$6,461	\$7,871	PP 427242	\$6,629	\$8,034	PP 427229	\$6,441	\$7,853
42"W X 84"D	PP 428429	\$7,211	\$8,847	PP 428436	\$7,231	\$8,867	PP 428442	\$7,410	\$9,046	PP 428429	\$7,211	\$8,847
42"W X 96"D	PP 429629	\$8,437	\$10,296	PP 429636	\$8,457	\$10,316	PP 429642	\$8,634	\$10,495	PP 429629	\$8,437	\$10,296
42"W X 120"D	PP 4212029	\$8,806	\$11,111	PP 4212036	\$8,826	\$11,131	PP 4212042	\$9,003	\$11,310	PP 4212029	\$8,806	\$11,111

NOTE: Dura-Coat Available at the same price as Veneer

# Casegoods Public Spaces

## COLECRAFT

### Contemporary Waterfall Tables 16"/20" Height

DIMENSIONS	16"			20"		
	MODEL #	PRICE LM	PRICE VN	MODEL #	PRICE LM	PRICE VN
24"W X 60"D	CW 246016	\$6,700	\$9,451	CW 246020	\$6,980	\$9,844
24"W X 72"D	CW 247216	\$6,807	\$9,643	CW 247220	\$7,090	\$10,045
24"W X 84"D	CW 248416	\$7,368	\$11,081	CW 248420	\$7,675	\$11,543
24"W X 96"D	CW 249616	\$8,834	\$13,166	CW 249620	\$9,202	\$13,714
24"W X 120"D	CW 2412016	\$9,504	\$14,319	CW 2412020	\$9,900	\$14,916
30"W X 60"D	CW 306016	\$6,802	\$9,548	CW 306020	\$7,086	\$9,946
30"W X 72"D	CW 307216	\$6,939	\$9,765	CW 307220	\$7,228	\$10,172
30"W X 84"D	CW 308416	\$7,519	\$11,243	CW 308420	\$7,833	\$11,712
30"W X 96"D	CW 309616	\$8,988	\$13,328	CW 309620	\$9,363	\$13,884
30"W X 120"D	CW 3012016	\$9,486	\$14,441	CW 3012020	\$9,882	\$15,043
36"W X 60"D	CW 366016	\$6,904	\$10,298	CW 366020	\$7,192	\$10,727
36"W X 72"D	CW 367216	\$7,073	\$10,553	CW 367220	\$7,368	\$10,992
36"W X 84"D	CW 368416	\$7,673	\$11,858	CW 368420	\$7,993	\$12,352
36"W X 96"D	CW 369616	\$9,140	\$14,295	CW 369620	\$9,521	\$14,891
36"W X 120"D	CW 3612016	\$9,686	\$15,137	CW 3612020	\$10,089	\$15,768
42"W X 60"D	CW 426016	\$7,636	\$11,425	CW 426020	\$7,955	\$11,901
42"W X 72"D	CW 427216	\$7,716	\$11,760	CW 427220	\$8,038	\$12,251
42"W X 84"D	CW 428416	\$8,639	\$13,250	CW 428420	\$8,999	\$13,802
42"W X 96"D	CW 429616	\$10,108	\$15,419	CW 429620	\$10,529	\$16,061
42"W X 120"D	CW 4212016	\$10,550	\$16,640	CW 4212020	\$10,990	\$17,334

NOTE: Dura-Coat Available at the same price as Veneer

# Casegoods Public Spaces

## COLECRAFT


### Contemporary Waterfall Tables 29"/36"/42" Height

DIMENSIONS	29"			36"			42"		
	MODEL #	PRICE LM	PRICE VN	MODEL #	PRICE LM	PRICE VN	MODEL #	PRICE LM	PRICE VN
24"W X 60"D	CW 246029	\$7,270	\$8,204	CW 246036	\$7,322	\$8,251	CW 246042	\$7,484	\$8,394
24"W X 72"D	CW 247229	\$7,386	\$8,371	CW 247236	\$7,397	\$8,380	CW 247242	\$7,557	\$8,523
24"W X 84"D	CW 248429	\$7,994	\$9,619	CW 248436	\$8,051	\$9,670	CW 248442	\$8,220	\$9,835
24"W X 96"D	CW 249629	\$9,586	\$11,429	CW 249636	\$9,642	\$11,483	CW 249642	\$9,812	\$11,645
24"W X 120"D	CW 2412029	\$10,312	\$12,430	CW 2412036	\$10,134	\$12,482	CW 2412042	\$10,303	\$12,646
30"W X 60"D	CW 306029	\$7,381	\$8,288	CW 306036	\$7,416	\$8,321	CW 306042	\$7,602	\$8,488
30"W X 72"D	CW 307229	\$7,529	\$8,476	CW 307236	\$7,546	\$8,490	CW 307242	\$7,731	\$8,655
30"W X 84"D	CW 308429	\$8,159	\$9,760	CW 308436	\$8,197	\$9,795	CW 308442	\$8,392	\$9,983
30"W X 96"D	CW 309629	\$9,753	\$11,570	CW 309636	\$9,790	\$11,605	CW 309642	\$9,985	\$11,793
30"W X 120"D	CW 3012029	\$10,293	\$12,536	CW 3012036	\$10,331	\$12,571	CW 3012042	\$10,526	\$12,757
36"W X 60"D	CW 366029	\$7,491	\$8,939	CW 366036	\$7,510	\$8,958	CW 366042	\$7,719	\$9,158
36"W X 72"D	CW 367229	\$7,675	\$9,160	CW 367236	\$7,694	\$9,179	CW 367242	\$7,903	\$9,379
36"W X 84"D	CW 368429	\$8,326	\$10,293	CW 368436	\$8,345	\$10,312	CW 368442	\$8,566	\$10,533
36"W X 96"D	CW 369629	\$9,917	\$12,409	CW 369636	\$9,936	\$12,195	CW 369642	\$10,157	\$12,416
36"W X 120"D	CW 3612029	\$10,510	\$13,140	CW 3612036	\$10,528	\$13,161	CW 3612042	\$10,749	\$13,092
42"W X 60"D	CW 426029	\$8,286	\$9,917	CW 426036	\$8,380	\$10,009	CW 426042	\$8,601	\$10,218
42"W X 72"D	CW 427229	\$8,373	\$10,209	CW 427236	\$8,399	\$10,232	CW 427242	\$8,617	\$10,444
42"W X 84"D	CW 428429	\$9,374	\$11,502	CW 428436	\$9,400	\$11,527	CW 428442	\$9,633	\$11,760
42"W X 96"D	CW 429629	\$10,968	\$13,384	CW 429636	\$10,994	\$13,410	CW 429642	\$11,224	\$13,643
42"W X 120"D	CW 4212029	\$11,448	\$14,445	CW 4212036	\$11,473	\$14,470	CW 4212042	\$11,704	\$14,703

NOTE: Dura-Coat Available at the same price as Veneer

# Casegoods Public Spaces

## Adjustable Height Parsons Table 29" – 42" Height



DIMENSIONS	MODEL #	PRICE LM	PRICE VN
24"W X 60"D X 31"/42"H	AHP 2460AH	\$15,036	\$16,943
24"W X 72"D X 31"/42"H	AHP 2472AH	\$15,103	\$17,058
24"W X 84"D X 31"/42"H	AHP 2484AH	\$16,869	\$18,969
24"W X 96"D X 31"/42"H	AHP 2496AH	\$16,967	\$19,074
<hr/>			
30"W X 60"D X 31"/42"H	AHP 3060AH	\$15,100	\$17,002
30"W X 72"D X 31"/42"H	AHP 3072AH	\$15,187	\$17,129
30"W X 84"D X 31"/42"H	AHP 3084AH	\$16,968	\$19,063
30"W X 96"D X 31"/42"H	AHP 3096AH	\$17,067	\$19,167
<hr/>			
36"W X 60"D X 31"/42"H	AHP 3660AH	\$15,845	\$17,775
36"W X 72"D X 31"/42"H	AHP 3672AH	\$15,950	\$17,914
36"W X 84"D X 31"/42"H	AHP 3684AH	\$17,823	\$19,948
36"W X 96"D X 31"/42"H	AHP 3696AH	\$17,921	\$20,052
<hr/>			
42"W X 60"D X 31"/42"H	AHP 4260AH	\$16,302	\$18,394
42"W X 72"D X 31"/42"H	AHP 4272AH	\$16,353	\$18,580
42"W X 84"D X 31"/42"H	AHP 4284AH	\$18,458	\$20,732
42"W X 96"D X 31"/42"H	AHP 4296AH	\$18,559	\$20,820

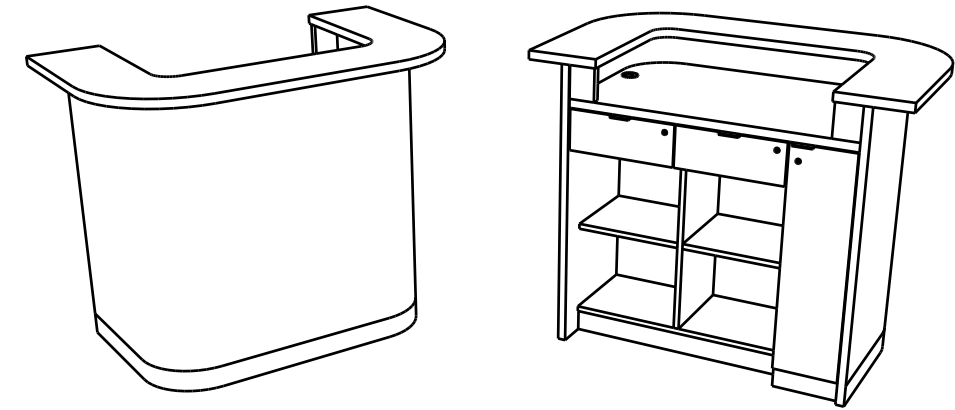
NOTE: Dura-Coat Available at the same price as Veneer

# COLECRAFT

# Casegoods

## Standing Height Multi Use Lectern

# COLECRAFT



MODEL #	DIMENSIONS	LAMINATE (LM)	VENEER (VN)
PFST_363142	31"W X 31"D X 42"H	\$5,139	\$7,016
PFST_523142	52"W X 31"D X 42"H	\$5,621	\$7,673
PFST_723142	72"W X 31"D X 42"H	\$6,103	\$8,331

# Casegoods Public Spaces

## Cube Tables

MODEL #	DIMENSIONS	COLECRAFT					
		SQ. CORNER W/O BASE (CU)	SQ. CORNER W/ BASE (CUB)	SOFTLINE RADIUS W/O BASE (SLCU)	SOFTLINE RADIUS W/BASE (SLCUB)	WOOD BORDER W/O BASE (WBCU)	WOOD BORDER W/ BASE (WBCUB)
L1616	16"W X 16"D X 16"H	\$1,206	\$1,582	\$1,732	\$2,186	\$2,714	\$3,158
V1616	16"W X 16"D X 16"H	\$1,867	\$2,213	\$2,299	\$2,737	\$3,218	\$3,611
L1620	16"W X 16"D X 20"D	\$1,267	\$1,686	\$1,863	\$2,323	\$2,834	\$3,283
V1620	16"W X 16"D X 20"D	\$2,037	\$2,363	\$2,460	\$2,894	\$3,374	\$3,798
L1624	16"W X 16"D X 24"D	\$1,379	\$1,784	\$1,985	\$2,444	\$2,959	\$3,411
V1624	16"W X 16"D X 24"D	\$2,236	\$2,556	\$2,604	\$3,038	\$3,513	\$3,955
L2016	20"W X 20"D X 16"D	\$1,433	\$1,856	\$1,985	\$2,498	\$3,158	\$3,671
V2016	20"W X 20"D X 16"D	\$2,249	\$2,602	\$2,604	\$3,094	\$3,706	\$4,182
L2020	20"W X 20"D X 20"D	\$1,566	\$2,002	\$2,137	\$2,652	\$3,314	\$3,771
V2020	20"W X 20"D X 20"D	\$2,471	\$2,816	\$2,751	\$3,243	\$3,856	\$4,317
L2024	20"W X 20"D X 24"H	\$1,686	\$2,083	\$2,197	\$2,714	\$3,374	\$3,877
V2024	20"W X 20"D X 24"H	\$2,670	\$3,015	\$2,917	\$3,411	\$4,012	\$4,481
L2416	24"W X 24"D X 16"H	\$1,541	\$1,941	\$2,039	\$2,606	\$3,411	\$3,970
V2416	24"W X 24"D X 16"H	\$2,371	\$2,730	\$2,676	\$3,212	\$4,012	\$4,481
L2420	24"W X 24"D X 20"H	\$1,638	\$2,083	\$2,197	\$2,776	\$3,580	\$4,086
V2420	24"W X 24"D X 20"H	\$2,616	\$2,965	\$2,834	\$3,391	\$4,126	\$4,643
L2424	24"W X 24"D X 24"H	\$1,769	\$2,205	\$2,261	\$2,834	\$3,638	\$4,192
V2424	24"W X 24"D X 24"H	\$2,826	\$3,175	\$3,002	\$3,549	\$4,279	\$4,817
L3016	30"W X 30"D X 16"H	\$2,054	\$2,473	\$2,313	\$2,948	\$4,001	\$4,605
V3016	30"W X 30"D X 16"H	\$3,214	\$3,596	\$3,308	\$3,966	\$4,634	\$5,212
L3020	30"W X 30"D X 20"H	\$2,215	\$2,652	\$2,444	\$3,083	\$4,109	\$4,724
V3020	30"W X 30"D X 20"H	\$3,449	\$3,818	\$3,461	\$4,117	\$4,767	\$5,349
L3024	30"W X 30"D X 24"H	\$2,363	\$2,809	\$2,544	\$3,179	\$4,217	\$4,832
V3024	30"W X 30"D X 24"H	\$3,681	\$4,041	\$3,621	\$4,290	\$4,915	\$5,494
L3616	36"W X 36"D X 16"H	\$2,386	\$2,880	\$2,652	\$3,357	\$4,730	\$5,407
V3616	36"W X 36"D X 16"H	\$3,852	\$4,230	\$4,076	\$4,838	\$5,465	\$6,088
L3620	36"W X 36"D X 20"H	\$2,579	\$3,040	\$2,776	\$3,472	\$4,852	\$5,635
V3620	36"W X 36"D X 20"H	\$4,115	\$4,493	\$4,265	\$5,033	\$5,610	\$6,300
L3624	36"W X 36"D X 24"H	\$2,652	\$3,123	\$2,884	\$3,590	\$4,956	\$5,799
V3624	36"W X 36"D X 24"H	\$4,346	\$4,728	\$4,441	\$5,193	\$5,768	\$6,399
L4216	42"W X 42"D X 16"H	\$3,193	\$3,665	\$3,970	\$4,998	\$6,316	\$7,344
V4216	42"W X 42"D X 16"H	\$5,012	\$5,401	\$5,210	\$6,190	\$7,415	\$8,362
L4220	42"W X 42"D X 20"H	\$3,364	\$3,831	\$4,275	\$5,303	\$6,626	\$7,541
V4220	42"W X 42"D X 20"H	\$5,286	\$5,685	\$5,504	\$6,485	\$7,710	\$8,634
L4224	42"W X 42"D X 24"H	\$3,553	\$4,024	\$4,392	\$5,430	\$6,748	\$7,753
V4224	42"W X 42"D X 24"H	\$5,615	\$6,009	\$5,833	\$6,823	\$8,025	\$8,964
L4816	48"W X 48"D X 16"H	\$3,472	\$3,958	\$4,078	\$5,214	\$6,823	\$7,940
V4816	48"W X 48"D X 16"H	\$5,529	\$5,930	\$5,355	\$6,424	\$8,025	\$8,964
L4820	48"W X 48"D X 20"H	\$3,629	\$4,147	\$4,392	\$5,552	\$7,161	\$8,175
V4820	48"W X 48"D X 20"H	\$5,853	\$6,266	\$5,668	\$6,781	\$8,249	\$9,288
L4824	48"W X 48"D X 24"H	\$3,883	\$4,379	\$4,524	\$5,668	\$7,274	\$8,386
V4824	48"W X 48"D X 24"H	\$6,194	\$6,607	\$6,007	\$7,095	\$8,559	\$9,634

Add Model Number as suffix - For Example: CUB V1616

NOTE: Dura-Coat Available at the same price as Veneer

# Casegoods Public Spaces

## Drum Tables

MODEL #	DIMENSIONS	COLECRAFT			
		LAMINATE W/O BASE (DR)	VENEER W/O BASE (DR)	DRBLAMINATE W/BASE (DRB)	DRBVENEER W/BASE (DRB)
L1716/V1716	17"D X 16"H	\$2,139	\$2,934	\$2,820	\$3,592
L1720/V1720	17"D X 20"H	\$2,234	\$3,052	\$2,919	\$3,727
L1724/V1724	17"D X 24"H	\$2,323	\$3,196	\$2,996	\$3,858
L1916/V1916	19"D X 16"H	\$2,323	\$3,196	\$3,025	\$3,881
L1920/V1920	19"D X 20"H	\$2,446	\$3,362	\$3,139	\$4,057
L1924/V1924	19"D X 24"H	\$2,525	\$3,463	\$3,227	\$4,174
L2116/V2116	21"D X 16"H	\$2,525	\$3,463	\$3,262	\$4,198
L2120/V2120	21"D X 20"H	\$2,676	\$3,671	\$3,418	\$4,396
L2124/V2124	21"D X 24"H	\$2,780	\$3,800	\$3,515	\$4,522
L2516/V2516	25"D X 16"H	\$2,780	\$3,800	\$3,538	\$4,549
L2520/V2520	25"D X 20"H	\$2,934	\$4,036	\$3,681	\$4,771
L2524/V2524	25"D X 24"H	\$3,052	\$4,198	\$3,814	\$4,938
L3116/V3116	31"D X 16"H	\$2,996	\$4,219	\$3,858	\$4,996
L3120/V3120	31"D X 20"H	\$3,227	\$4,419	\$4,012	\$5,191
L3716/V3716	37"D X 16"H	\$3,262	\$4,454	\$4,043	\$5,235
L3720/V3720	37"D X 20"H	\$3,426	\$4,684	\$4,209	\$5,600
L1716/V1716	17"D X 16"H	\$3,499	\$3,866	\$3,906	\$4,275
L1720/V1720	17"D X 20"H	\$3,576	\$3,968	\$3,976	\$4,362
L1724/V1724	17"D X 24"H	\$3,623	\$4,049	\$4,032	\$4,441
L1916/V1916	19"D X 16"H	\$3,731	\$4,149	\$4,142	\$4,558
L1920/V1920	19"D X 20"H	\$3,810	\$4,275	\$4,227	\$4,695
L1924/V1924	19"D X 24"H	\$3,866	\$4,340	\$4,284	\$4,749
L2116/V2116	21"D X 16"H	\$3,968	\$4,441	\$4,383	\$4,857
L2120/V2120	21"D X 20"H	\$4,055	\$4,585	\$4,487	\$5,010
L2124/V2124	21"D X 24"H	\$4,142	\$4,684	\$4,568	\$5,120
L2516/V2516	25"D X 16"H	\$4,236	\$4,763	\$4,678	\$5,203
L2520/V2520	25"D X 20"H	\$4,348	\$4,919	\$4,792	\$5,351
L2524/V2524	25"D X 24"H	\$4,431	\$5,031	\$4,857	\$5,477
L3116/V3116	31"D X 16"H	\$4,541	\$5,158	\$4,994	\$5,600
L3120/V3120	31"D X 20"H	\$4,651	\$5,295	\$5,093	\$5,735
L3716/V3716	37"D X 16"H	\$4,763	\$5,417	\$5,203	\$5,970
L3720/V3720	37"D X 20"H	\$4,884	\$5,583	\$5,345	\$6,038

Add Model Number as suffix - For Example: WBDR V1716

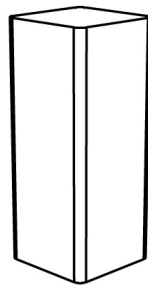
NOTE: Dura-Coat Available at the same price as Veneer

**SQUARE CORNER PEDESTAL  
(PED)**



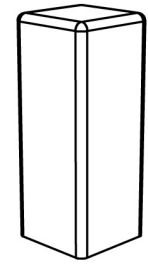
MODEL #	DIMENSIONS	PRICE
L1030	10"W X 10"D X 30"H	\$1,140
V1030	10"W X 10"D X 30"H	\$1,769
L1230	12"W X 12"D X 30"H	\$1,213
V1230	12"W X 12"D X 30"H	\$1,856
L1236	12"W X 12"D X 36"H	\$1,310
V1236	12"W X 12"D X 36"H	\$2,072
L1630	16"W X 16"D X 30"H	\$1,667
V1630	16"W X 16"D X 30"H	\$2,500
L1636	16"W X 16"D X 36"H	\$1,858
V1636	16"W X 16"D X 36"H	\$2,876

**SOFTLINE RADIUS PEDESTAL  
(SLPED)**



MODEL #	DIMENSIONS	PRICE
L1030	10"W X 10"D X 30"H	\$1,628
V1030	10"W X 10"D X 30"H	\$2,556
L1230	12"W X 12"D X 30"H	\$1,744
V1230	12"W X 12"D X 30"H	\$2,706
L1236	12"W X 12"D X 36"H	\$1,860
V1236	12"W X 12"D X 36"H	\$2,859
L1630	16"W X 16"D X 30"H	\$1,954
V1630	16"W X 16"D X 30"H	\$3,025
L1636	16"W X 16"D X 36"H	\$2,056
V1636	16"W X 16"D X 36"H	\$3,206


**WOOD BORDERED PEDESTAL  
(WBPED)**



MODEL #	DIMENSIONS	PRICE
L1030	10"W X 10"D X 30"H	\$2,566
V1030	10"W X 10"D X 30"H	\$3,102
L1230	12"W X 12"D X 30"H	\$2,784
V1230	12"W X 12"D X 30"H	\$3,337
L1236	12"W X 12"D X 36"H	\$2,911
V1236	12"W X 12"D X 36"H	\$3,482
L1630	16"W X 16"D X 30"H	\$3,110
V1630	16"W X 16"D X 30"H	\$3,727
L1636	16"W X 16"D X 36"H	\$3,231
V1636	16"W X 16"D X 36"H	\$3,889

Add Model Number as suffix - For Example: PED L1030

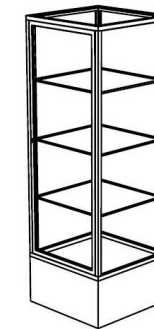
NOTE: Dura-Coat Available at the same price as Veneer



**SLIDING DOOR WALL DISPLAY**

- Hardwood Frame
- Fabric Tackboard
- Sliding Glass Doors with Lock
- Substitute Cork for \$100 List


MODEL #	DIMENSIONS	PRICE
DSC WH VN 48436	48"W X 4"D X 36"H	\$4,944
DSC WH VN 48448	48"W X 4"D X 48"H	\$5,558
DSC WH VN 60448	60"W X 4"D X 48"H	\$6,938



**DISPLAY CASE**

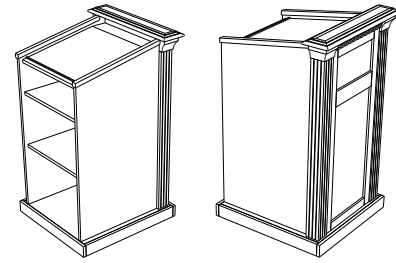
- Aluminum Frame
- Satin Anodized Finish
- Hinged Door with Lock
- Tempered Glass
- 3 Adjustable Glass Shelves
- Optional Light

MODEL #	DIMENSIONS	PRICE	PRICE with LIGHT
TRC GLS VN 181872	18"W X 18"D X 72"H	\$8,830	\$17,496
TRC GLS LM 181872	18"W X 18"D X 72"H	\$7,994	\$15,977
TRC GLS VN 242472	24"W X 24"D X 72"H	\$9,193	\$18,156
TRC GLS LM 242472	24"W X 24"D X 72"H	\$8,454	\$16,812



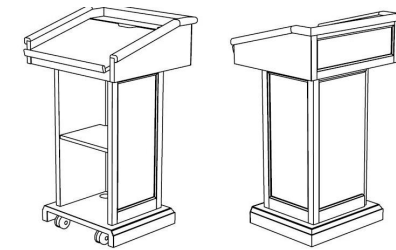
MODEL #	DIMENSIONS	PRICE	PRICE with LIGHT
DSPCS 481272	48"W X 12"D X 72"H	\$17,313	\$18,447
DSPCS 361272	36"W X 12"D X 72"H	\$15,405	\$16,539

TRADITIONAL LECTERNS

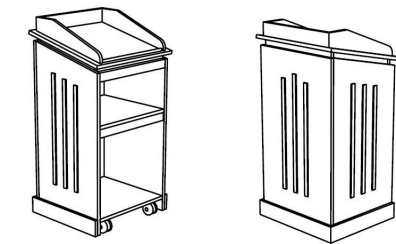


JAMESTOWN WOOD  
JAMESTOWN WOOD


MODEL #	DIMENSIONS	PRICE
LEC JAM1 W	24"W X 23"D X 48"H	\$12,198
LEC JAM2 W	36"W X 23"D X 48"H	\$14,030



LEC TRAD VN 292749	29"W X 27"D X 49"H	\$11,090
LEC TRAD VN 362749	36"W X 27"D X 49"H	\$12,313

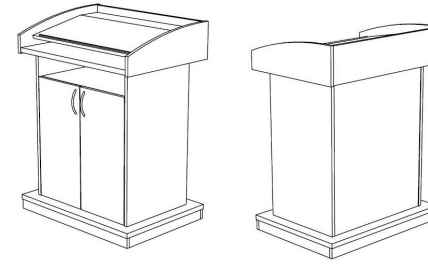


LEC TRAD VN 252348	25"W X 23"D X 48"H	\$9,117
LEC TRAD VN 362348	36"W X 23"D X 48"H	\$10,027



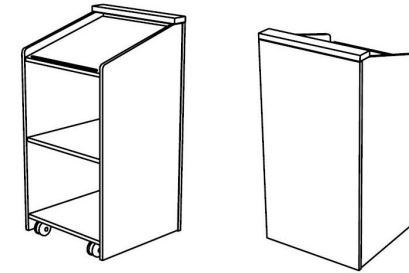
LEC TRAD VN 242548	24"W X 25"D X 48"H	\$6,898
LEC TRAD VN 362548	36"W X 25"D X 48"H	\$7,834

CLASSIC LECTERNS



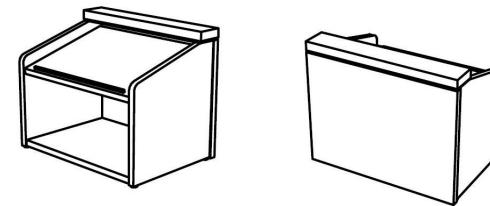
MODEL #
LEC CON VN 372748
LEC CON LM 372748
LEC CON VN 292748
LEC CON LM 292748

DIMENSIONS	PRICE
37"W X 27"D X 48"H	\$8,307
37"W X 27"D X 48"H	\$6,228
29"W X 27"D X 48"H	\$7,474
29"W X 27"D X 48"H	\$5,607



LEC CLA VN 2418
LEC CLA LM 2418
LEC CLA VN 2424
LEC CLA LM 2424
LEC CLA VN 3624
LEC CLA LM 3624

24"W X 18"D X 47"H	\$4,829
24"W X 18"D X 47"H	\$3,619
24"W X 24"D X 47"H	\$5,118
24"W X 24"D X 47"H	\$3,837
36"W X 24"D X 47"H	\$5,885
36"W X 24"D X 47"H	\$4,413



LEC TT VN 2115
LEC TT LM 2115

21"W X 15"D X 17"H	\$2,015
21"W X 15"D X 17"H	\$1,334

LECTERN LIGHT

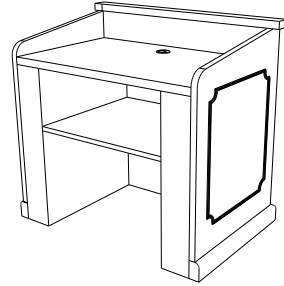
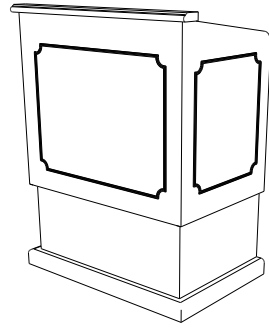

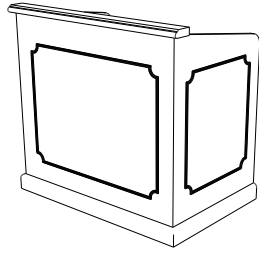


MODEL #
LEC LIGHT

PRICE
\$610

# Casegoods Adjustable Height Lecterns

ADJUSTABLE HEIGHT LECTERNS




WILLIAMSBURG SHOWN

	MODEL #	DIMENSIONS	JAMESTOWN (VN)	WILLIAMSBURG (VN)	AHMHERST (VN)	AURORA (LM)
36" WIDE	LEC AH 362748__	36"W X 27"D X 36/48"H	\$21,223	\$16,835	\$14,623	\$11,599
48" WIDE	LEC AH 482748__	48"W X 27"D X 36/48"H	\$23,982	\$19,024	\$16,524	\$13,107
60" WIDE	LEC AH 602748__	60"W X 27"D X 36/48"H	\$27,100	\$21,497	\$18,672	\$14,811

# COLECRAFT

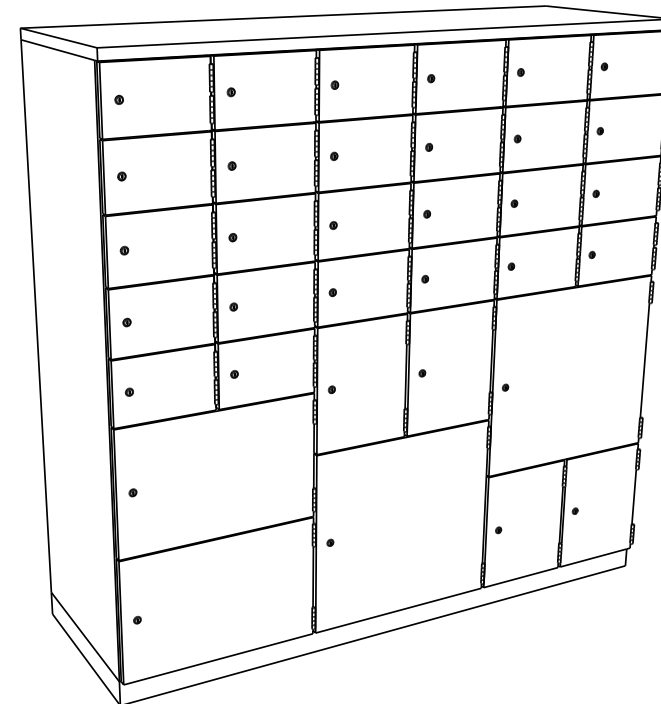
# Casegoods Lockers

# COLECRAFT



MODEL #	DIMENSIONS	LAMINATE (LM)	VENEER (VN)
LCKR_241878	24"W X 18"D X 78"H	\$7,439	\$8,321

LCKR_742472	72"W X 24"D X 72"H	\$21,820	\$27,967
-------------	--------------------	----------	----------



WHEN ORDERING USE MODEL NUMBER AND THE SPACE AFTER IS USED TO SIGNIFY STYLE. JAMESTOWN = JT • WILLIAMSBURGH = WB • AMHERST = AM • AURORA = AR

### Tackboards

#### Ordering

1. Specify tackboard size
2. Specify surface material  
Colecraft standard fabric options are available on page XX of the pricelist or on our website. COM and custom fabric is welcomed, contact customer service for more info.
3. Specify frame option / profile  
Colecraft standard wood species and finish options are available in the Colors and Finishes section of the pricelist or on our website.

#### Example


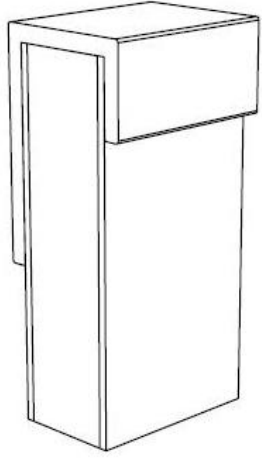
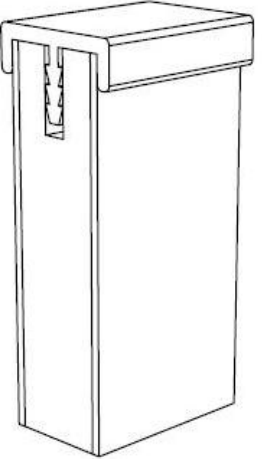
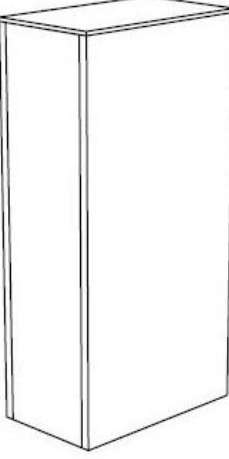


1. Size	24" x 48" Tackboard	TBD4824
2. Material color	"Angora"	2335-2035
3. Frame	Vinyl Edge "Gray"	VE 3

### FABRIC TACKBOARDS

MODEL #	DIMENSIONS	SELF EDGE	VINYL EDGE	ALUM FRAME	WOOD FRAME
TBD2418	18"w x 24"h	\$259	\$372	\$775	\$1,047
TBD3024	24"w x 30"h	\$401	\$511	\$843	\$1,093
TBD3624	24"w x 36"h	\$452	\$565	\$990	\$1,118
TBD4824	24"w x 48"h	\$483	\$673	\$1,032	\$1,280
TBD4832	32"w x 48"h	\$578	\$773	\$1,177	\$1,545
TBD3636	36"w x 36"h	\$507	\$660	\$1,095	\$1,324
TBD4836	36"w x 48"h	\$673	\$864	\$1,196	\$1,620
TBD3642	42"w x 36"h	\$578	\$773	\$1,139	\$1,545
TBD3648	48"w x 36"h	\$673	\$864	\$1,196	\$1,620
TBD4848	48"w x 48"h	\$830	\$996	\$1,374	\$1,879
TBD3660	60"w x 36"h	\$965	\$1,160	\$1,526	\$1,976
TBD4860	60"w x 48"h	\$1,042	\$1,208	\$1,555	\$2,003
TBD3672	72"w x 36"h	\$1,084	\$1,276	\$1,669	\$1,870
TBD4872	72"w x 48"h	\$1,196	\$1,360	\$1,814	\$2,337
TBD3684	84"w x 36"h	\$1,360	\$1,557	\$1,803	\$2,068
TBD4884	84"w x 48"h	\$1,425	\$1,591	\$1,963	\$2,585
TBD4896	96"w x 48"h	\$1,441	\$1,599	\$2,035	\$3,052

FOR FORBO TACK-BORDS ADD 25%

### Frame Options

Wood Frame	Aluminum Frame	Vinyl Edge	Self Edge
Rectangular 			
Bevel 	Aluminum Frame Color Satin anodized finish	Vinyl Edge Colors 1 Brown • 2 Black • 3 Gray	Self Edge Colors Matches finish of tackboard material
Radius 			

# Casegoods Visual Presentation

## Whiteboards

**COLECRAFT**

### Ordering

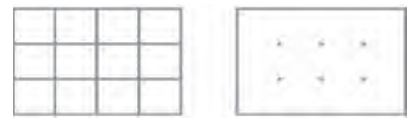
1. Specify whiteboard size
2. Specify surface material
3. Specify frame option / profile
  - Colecraft standard wood species and finish options are available in the Colors and Finishes section of the pricelist or on our website.
4. Specify accessories

### Surface Options

PolyVision e3 Ceramicsteel

e3 Ceramicsteel is an ultra smooth, optically flat and highly durable ceramic-on-steel surface that delivers a lustrous and silky smooth writing experience. Dry marker pens glide across the surface with minimal friction, minimal marker wear and maximum coverage while maintaining all the benefits of a traditional ceramicsteel writing surface: magnetic, scratch resistant, abrasion resistant, chemical resistant and wear resistant.

Custom grid patterns and specific templates are available on Polyvision writing surfaces.


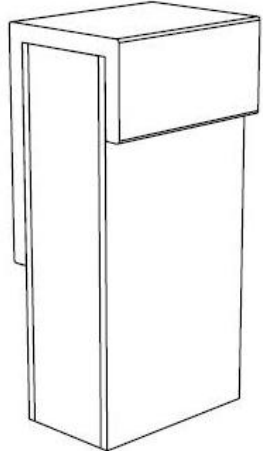
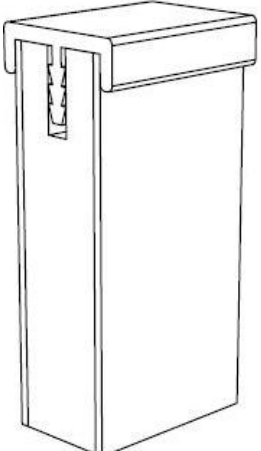
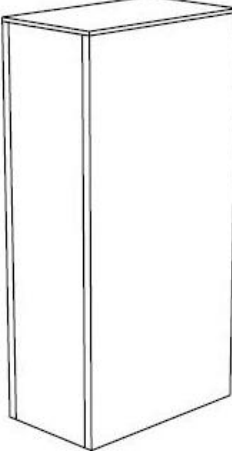




Wilsonart Marker Board Laminate

Wilsonart marker board laminate is a durable, gloss decorative surface that ensures easy erasure of dry erase markers. Marker board laminate is constructed from decorative surface papers that are pressed over kraft paper core sheets, then bonded, trimmed and the backs are sanded to facilitate bonding. This product is available in white, other colors are available.

- All whiteboards include :
- Drywall mounting brackets and screws,
  - 1 set of markers,
  - 1 eraser
  - 1" - 14" wide marker rail

### Frame Options

Wood Frame	Aluminum Frame	Vinyl Edge	Self Edge
Rectangular 			
Bevel 	Aluminum Frame Color Satin anodized finish	Vinyl Edge Colors 1 Brown • 2 Black • 3 Gray	Self Edge Colors Matches finish of tackboard material
Radius 			

# Casegoods Visual Presentation

**COLECRAFT**

### WHITEBOARDS POLYVISION E3 CERAMICSTEEL

MODEL #	DIMENSIONS	SELF EDGE	VINYL EDGE	ALUM FRAME	WOOD FRAME
WHBP3624	24"w x 36"h	N/A	\$681	\$1,208	\$1,318
WHBP4832	32"w x 48"h	N/A	\$897	\$1,591	\$1,734
WHBP2436	36"w x 24"h	N/A	\$681	\$1,208	\$1,318
WHBP3636	36"w x 36"h	N/A	\$853	\$1,559	\$1,648
WHBP4836	36"w x 48"h	N/A	\$929	\$1,650	\$1,799
WHBP3248	48"w x 32"h	N/A	\$897	\$1,591	\$1,734
WHBP3648	48"w x 36"h	N/A	\$929	\$1,650	\$1,799
WHBP4848	48"w x 48"h	N/A	\$1,087	\$1,919	\$2,102
WHBP4860	60"w x 48"h	N/A	\$1,318	\$2,251	\$2,554
WHBP4872	72"w x 48"h	N/A	\$1,545	\$2,583	\$2,989
WHBP4884	84"w x 48"h	N/A	\$1,747	\$2,837	\$3,384
WHBP4896	96"w x 48"h	N/A	\$1,940	\$3,150	\$3,756

### WHITEBOARDS WILSONART LAMINATE

MODEL #	DIMENSIONS	SELF EDGE	VINYL EDGE	ALUM FRAME	WOOD FRAME
WHBL3624	24"w x 36"h	\$461	\$513	\$1,034	\$1,080
WHBL4832	32"w x 48"h	\$636	\$708	\$1,295	\$1,486
WHBL2436	36"w x 24"h	\$461	\$513	\$1,034	\$1,080
WHBL3636	36"w x 36"h	\$636	\$708	\$1,230	\$1,486
WHBL4836	36"w x 48"h	\$668	\$744	\$1,322	\$1,562
WHBL3248	48"w x 32"h	\$636	\$708	\$1,295	\$1,486
WHBL3648	48"w x 36"h	\$668	\$744	\$1,322	\$1,562
WHBL4848	48"w x 48"h	\$734	\$816	\$1,488	\$1,715
WHBL4860	60"w x 48"h	\$872	\$971	\$1,715	\$2,035
WHBL4872	72"w x 48"h	\$1,068	\$1,188	\$1,944	\$2,497
WHBL4884	84"w x 48"h	\$1,207	\$1,343	\$2,097	\$2,821
WHBL4896	96"w x 48"h	\$1,275	\$1,419	\$2,306	\$2,980

ACCESSORIES	PRICE
EXPO WHITE BOARD CLEANER - 8 OZ	\$28
4 DRY ERASE MARKING PENS	\$20
ERASER	\$11

### Presentation Cabinets

#### Ordering

1. Specify presentation cabinet size  
(Review open and closed dimensions)

2. Specify surface materials

Interior door surfaces can be specified as either fabric covered tackboard or additional writing surface. Colecraft standard fabric options are available in the Colors and Finishes section of the pricelist or on our website. COM and custom fabric is welcomed, contact customer service for more info.

3. Specify door profile

Colecraft standard wood species and finish options are available in the Colors and Finishes section of the pricelist or on our website.

### Surface Options

#### PolyVision e3 Ceramicsteel

e3 Ceramicsteel is an ultra smooth, optically flat and highly durable ceramic-on-steel surface that delivers a lustrous and silky smooth writing experience. Dry marker pens glide across the surface with minimal friction, minimal marker wear and maximum coverage while maintaining all the benefits of a traditional ceramicsteel writing surface: magnetic, scratch resistant, abrasion resistant, chemical resistant and wear resistant.

Custom grid patterns and specific templates are available on Polyvision writing surfaces.




#### Wilsonart Marker Board Laminate


Wilsonart marker board laminate is a durable, gloss decorative surface that ensures easy erasure of dry erase markers. Marker board laminate is constructed from decorative surface papers that are pressed over kraft paper core sheets, then bonded, trimmed and the backs are sanded to facilitate bonding. This product is available in white, other colors are available.

All whiteboards include :  
drywall mounting brackets and screws,  
1 set of markers,  
1 eraser  
14" wide marker rail


### Door Options



Rectilinear (REW)  
(Wood or Laminate)




Vertical Radius (VRW)  
(Wood)



Curvilinear (CUW)  
(Wood or Laminate)



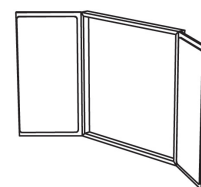
Bullnose (BNW)  
(Wood)




Traditional (TRW)  
(Wood)

### Presentation Cabinets

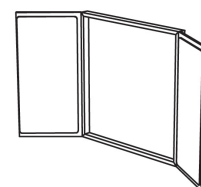
POLYVISION P3 CERAMICSTEEL	MODEL #	DIMENSIONS	RECT WOOD (REW)	VERTICAL RAD WOOD (VRW)	CURVILINEAR WOOD (CUW)	BULLNOSE WOOD (BNW)	TRADITIONAL WOOD (TRW)	RECT LAMI- NATE (REL)	CURV LAMI- NATE (CUL)
-------------------------------	---------	------------	--------------------	----------------------------	---------------------------	------------------------	---------------------------	--------------------------	--------------------------



B030P	30"w x 42"h	\$3,403	\$3,560	\$4,000	\$4,435	\$4,945	\$2,480	\$3,420
B036P	36"w x 36"h	\$3,768	\$4,006	\$4,098	\$4,309	\$4,624	\$3,033	\$3,720
B032P	48"w x 32"h	\$4,039	\$4,369	\$4,569	\$5,238	\$5,843	\$3,266	\$4,159
B048P	48"w x 48"h	\$5,111	\$5,444	\$5,353	\$5,780	\$6,503	\$3,894	\$4,823
B060P	60"w x 48"h	\$6,150	\$6,404	\$6,299	\$6,944	\$7,673	\$4,447	\$5,359
B072P	72"w x 48"h	\$7,205	\$8,394	\$7,350	\$7,627	\$8,487	\$6,290	\$7,310



#### WILSONART LAMINATE



B030L	30"w x 42"h	\$2,909	\$3,354	\$3,451	\$3,848	\$4,311	\$2,070	\$2,924
B036L	36"w x 36"h	\$3,239	\$3,459	\$3,541	\$3,733	\$4,019	\$2,575	\$3,197
B032L	48"w x 32"h	\$3,487	\$3,789	\$3,968	\$4,576	\$5,126	\$2,783	\$3,596
B048L	48"w x 48"h	\$4,369	\$4,672	\$4,588	\$4,979	\$5,635	\$3,262	\$4,107
B060L	60"w x 48"h	\$5,246	\$5,473	\$5,380	\$5,965	\$6,629	\$3,697	\$4,525
B072L	72"w x 48"h	\$6,135	\$6,522	\$6,267	\$6,518	\$7,301	\$4,784	\$5,626

Accessories  
Flip Chart (pack of 4)

Models: B030, B032, B036, B048  
\$67

Models: B060, B072  
\$67

\*Flip Chart is not available for 36"w x36"h cabinets.

Add door option to price - For Example: B060 CUW

**COLECRAFT**

**Colecraft Commercial Furnishings**

1021 Allen Street - Jamestown, NY 14701

Phone: (844)-500-9356 • (716) 488-2810

[www.colecraftcf.com](http://www.colecraftcf.com)

Fax: (716) 488-2824



# LIBRARY

& COURTROOM FURNITURE



## SPECIFICATION GUIDE

REV 010326

NOTE: Due to the recent unanticipated cost increase of raw materials please call to confirm list pricing before you quote your clients

**COLECRAFT**  
The Art of Detail™

## General Information

Colecraft creates innovative library furniture solutions that combine style, function, technology, and craftsmanship into each design. Our library furniture provides visual appeal, enhanced performance and long term satisfaction. By offering a broad range of standard products along with unlimited custom solutions, we can uniquely tailor our solution to your project.

### Worksurface Materials:

Colecraft offers a full line of standard laminates offered by Formica, Wilsonart, Arborite, Pionite or Nevamar. Premium and special order laminates, solid surface, quartz, stone, marble, granite, metal and Marmoleum are available on request. Contact customer service for pricing and delivery.

### Bookcase Specifications:

All bookcases are constructed with 1 1/4" thick side panels, 3/4" thick shelves. Shelves are notched around steel pins to prevent them from accidentally sliding out.

### Technology Solutions:

Colecraft offers a wide range of power, data, voice, and wire management options. Please see the Technology Solutions section of this price list for standard solutions. We welcome custom requirements. Our customer service department will gladly develop and quote a solution for your unique connectivity requirement.

### Table Specifications:

Library tables feature 2"w x 1 3/4" thick solid hardwood edge, durable HPL (high pressure laminate) inset on the top with solid hardwood aprons and tapered legs. Legs and aprons are attached with mortise and tenon joints, heavy gauge steel brackets and heavy duty bolts to assure a lifetime of service. Other edges and surface materials (wood, marmoleum...) are available.

### Study Carrel Specifications:

Study carrels have 1 1/4" thick work surfaces and side panels with 1 1/4" back panels, in your choice of wood or laminate. An optional CPU holder can be added.

### Chair Specifications:

Chairs are constructed of solid hardwood and shipped fully assembled. They are available with hardwood or upholstered seats and with or without arms.


## LIBRARY FURNITURE


### Shelving

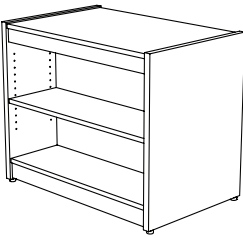
30" high	3
42" high	4
48" high	5
60" high	6
72" high	7
84" high	8

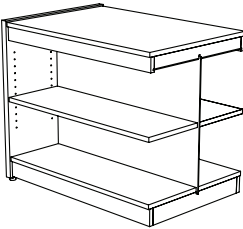
End Panels	9
Reading Tables	10 - 11
Mission Tables	12 - 13
Study/Computer Carrels	14 - 15
Misc. Furniture	16 - 18
Chairs	20 - 21
Courtroom Furniture	22 - 25

## Shelving - 30" High

	MODEL #	DIMENSIONS	LAMINATE (LM)	WOOD (WD)
	LS SFST_371030	37 1/4"w x 10 3/4"d x 30"h	\$1,946.56	\$2,596.65
	LS SFST_371230	37 1/4"w x 12 3/4"d x 30"h	\$2,009.53	\$2,681.84
	LS SFST_371630	37 1/4"w x 16"d x 30"h	\$3,011.52	\$4,015.36

	LS SFAD_361030	36"w x 10 3/4"d x 30"h	\$1,531.69	\$2,042.87
	LS SFAD_361230	36"w x 12 3/4"d x 30"h	\$1,624.29	\$2,166.96
	SL SFAD_361630	36"w x 16"d x 30"h	\$2,398.47	\$3,198.58


	LS BBST_372030	37 1/4"w x 20"d x 30"h	\$3,067.08	\$4,089.44
	LS BBST_372430	37 1/4"w x 24"d x 30"h	\$3,254.14	\$4,339.47

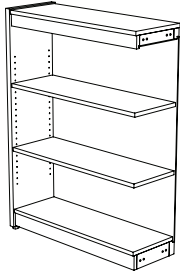
	LS BBAD_362030	36"w x 20"d x 30"h	\$2,572.57	\$3,428.24
	LS BBAD_362430	36"w x 24"d x 30"h	\$2,621.75	\$3,493.27


# Library

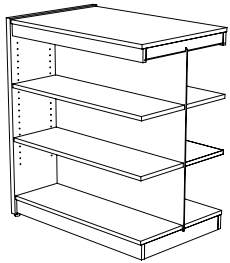
# COLECRAFT

## Shelving - 42" High

	MODEL #	DIMENSIONS	LAMINATE (LM)	WOOD (WD)
	LS SFST_371042	37 1/4"w x 10 3/4"d x 42"h	\$2,291.05	\$3,054.12
	LS SFST_371242	37 1/4"w x 12 3/4"d x 42"h	\$2,365.13	\$3,154.13
	LS SFST_371642	37 1/4"w x 16"d x 42"h	\$3,543.07	\$4,724.71

	MODEL #	DIMENSIONS	LAMINATE (LM)	WOOD (WD)
	LS SFAD_361042	36"w x 10 3/4"d x 42"h	\$1,802.10	\$2,404.03
	LS SFAD_361242	36"w x 12 3/4"d x 42"h	\$1,911.37	\$2,548.49
	SL SFAD_361642	36"w x 16"d x 42"h	\$2,820.75	\$3,761.62


	MODEL #	DIMENSIONS	LAMINATE (LM)	WOOD (WD)
	LS BBST_372042	37 1/4"w x 20"d x 42"h	\$3,607.89	\$4,809.91
	LS BBST_372442	37 1/4"w x 24"d x 42"h	\$3,828.29	\$5,104.39

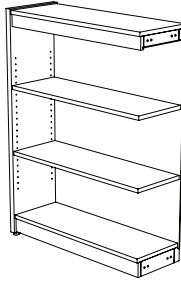
	MODEL #	DIMENSIONS	LAMINATE (LM)	WOOD (WD)
	LS BBAD_362042	36"w x 20"d x 42"h	\$3,024.48	\$4,033.88
	LS BBAD_362442	36"w x 24"d x 42"h	\$3,170.80	\$4,228.35


# Library

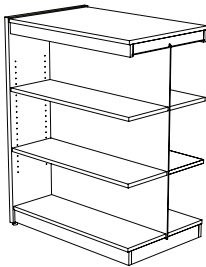
# COLECRAFT

## Shelving - 48" High

	MODEL #	DIMENSIONS	LAMINATE (LM)	WOOD (WD)
	LS SFST_371048	37 1/4"w x 10 3/4"d x 48"h	\$2,450.33	\$3,268.96
	LS SFST_371248	37 1/4"w x 12 3/4"d x 48"h	\$2,529.97	\$3,374.53
	LS SFST_371648	37 1/4"w x 16"d x 48"h	\$3,791.25	\$5,054.39

	MODEL #	DIMENSIONS	LAMINATE (LM)	WOOD (WD)
	LS SFAD_361048	36"w x 10 3/4"d x 48"h	\$1,928.04	\$2,572.57
	LS SFAD_361248	36"w x 12 3/4"d x 48"h	\$2,044.72	\$2,728.15
	SL SFAD_361648	36"w x 16"d x 48"h	\$3,018.93	\$4,026.47

	MODEL #	DIMENSIONS	LAMINATE (LM)	WOOD (WD)
	LS BBST_372048	37 1/4"w x 20"d x 48"h	\$3,859.78	\$5,148.84
	LS BBST_372448	37 1/4"w x 24"d x 48"h	\$4,096.85	\$5,461.85

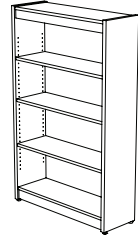
	MODEL #	DIMENSIONS	LAMINATE (LM)	WOOD (WD)
	LS BBAD_362048	36"w x 20"d x 48"h	\$3,237.47	\$4,315.40
	LS BBAD_362448	36"w x 24"d x 48"h	\$3,393.05	\$4,522.83

# Library

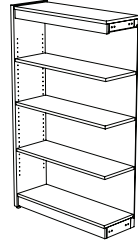
## COLECRAFT

### Shelving - 60" High

	MODEL #	DIMENSIONS	LAMINATE (LM)	WOOD (WD)
SINGLE FACED STARTER	LS SFST_371060	37 1/4"w x 10 3/4"d x 60"h	\$2,750.37	\$3,667.16
	LS SFST_371260	37 1/4"w x 12 3/4"d x 60"h	\$2,911.50	\$3,882.01
	LS SFST_371660	37 1/4"w x 16"d x 60"h	\$4,495.05	\$5,993.40



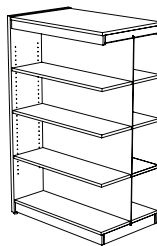
SINGLE FACED ADDER	LS SFAD_361060	36"w x 10 3/4"d x 60"h	\$2,183.63	\$2,913.36
	LS SFAD_361260	36"w x 12 3/4"d x 60"h	\$2,326.24	\$3,100.42
	SL SFAD_361660	36"w x 16"d x 60"h	\$3,622.71	\$4,830.28



DOUBLE FACED STARTER	LS BBST_372060	37 1/4"w x 20"d x 60"h	\$4,493.20	\$5,989.70
	LS BBST_372460	37 1/4"w x 24"d x 60"h	\$4,832.13	\$6,443.46



DOUBLE FACED ADDER	LS BBAD_362060	36"w x 20"d x 60"h	\$3,748.65	\$4,998.82
	LS BBAD_362460	36"w x 24"d x 60"h	\$3,972.76	\$5,297.01

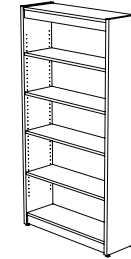


# Library

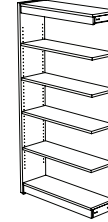
## COLECRAFT

### Shelving - 72" High

	MODEL #	DIMENSIONS	LAMINATE (LM)	WOOD (WD)
SINGLE FACED STARTER	LS SFST_371072	37 1/4"w x 10 3/4"d x 72"h	\$3,154.13	\$4,206.12
	LS SFST_371272	37 1/4"w x 12 3/4"d x 72"h	\$3,365.27	\$4,485.79
	LS SFST_371672	37 1/4"w x 16"d x 72"h	\$4,928.44	\$6,573.11



SINGLE FACED ADDER	LS SFAD_361072	36"w x 10 3/4"d x 72"h	\$2,522.56	\$3,361.56
	LS SFAD_361272	36"w x 12 3/4"d x 72"h	\$2,672.58	\$3,563.44
	SL SFAD_361672	36"w x 16"d x 72"h	\$3,928.31	\$5,235.89



DOUBLE FACED STARTER	LS BBST_372072	37 1/4"w x 20"d x 72"h	\$5,363.69	\$7,150.97
	LS BBST_372472	37 1/4"w x 24"d x 72"h	\$5,784.11	\$7,712.15



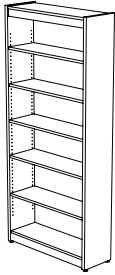
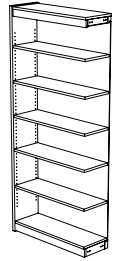

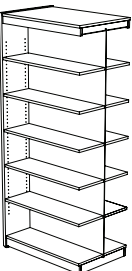
DOUBLE FACED ADDER	LS BBAD_362072	36"w x 20"d x 72"h	\$4,393.19	\$5,858.20
	LS BBAD_362472	36"w x 24"d x 72"h	\$4,728.42	\$6,304.55



# Library

# COLECRAFT





## Shelving - 84" Height

	MODEL #	DIMENSIONS	LAMINATE (LM)	WOOD (WD)
	LS SFST_371084	37 1/4"w x 10 3/4"d x 84"h	\$3,287.48	\$4,383.93
	LS SFST_371284	37 1/4"w x 12 3/4"d x 84"h	\$3,520.85	\$4,696.93
	LS SFST_371684	37 1/4"w x 16"d x 84"h	\$5,072.91	\$6,763.88
	LS SFAD_361084	36"w x 10 3/4"d x 84"h	\$2,635.54	\$3,513.44
	LS SFAD_361284	36"w x 12 3/4"d x 84"h	\$2,791.12	\$3,722.72
	SL SFAD_361684	36"w x 16"d x 84"h	\$4,235.76	\$5,647.06
	LS BBST_372084	37 1/4"w x 20"d x 84"h	\$5,645.21	\$7,526.94
	LS BBST_372484	37 1/4"w x 24"d x 84"h	\$6,097.12	\$8,128.87
	LS BBAD_362084	36"w x 20"d x 84"h	\$4,609.88	\$6,145.27
	LS BBAD_362484	36"w x 24"d x 84"h	\$4,094.26	\$5,458.00

# Library

# COLECRAFT


## End Panels


		   				
		Insert 2 letter code for wood				
		JM	KL	SHK	SHS	
	MODEL #	DIMENSIONS	JAMESTOWN	KENDALL	SHAKER	SHAKER W/SIGN
END PANELS	EP_VN 1030	10 3/4"d x 30"h	\$1,128.08	\$1,179.20	\$1,000.29	\$1,153.64
	EP_VN 1230	12 3/4"d x 30"h	\$1,195.46	\$1,250.07	\$1,059.54	\$1,223.35
	EP_VN 1630	16"d x 30"h	\$1,765.89	\$1,846.06	\$1,564.91	\$1,806.56
	EP_VN 2030	20"d x 30"h	\$1,892.53	\$1,978.50	\$1,677.60	\$1,935.51
	EP_VN 2430	24"d x 30"h	\$1,984.31	\$2,073.76	\$1,758.92	\$2,028.46
	EP_VN 1042	10 3/4"d x 42"h	\$1,326.74	\$1,387.16	\$1,175.71	\$1,356.95
	EP_VN 1242	12 3/4"d x 42"h	\$1,406.91	\$1,470.80	\$1,247.74	\$1,439.44
	EP_VN 1642	16"d x 42"h	\$2,077.25	\$2,171.35	\$1,841.41	\$2,124.88
	EP_VN 2042	20"d x 42"h	\$2,225.96	\$2,327.03	\$1,973.85	\$2,277.08
	EP_VN 2442	24"d x 42"h	\$2,334.00	\$2,439.72	\$2,069.12	\$2,386.28
	EP_VN 1048	10 3/4"d x 48"h	\$1,419.69	\$1,484.75	\$1,259.36	\$1,452.22
	EP_VN 1248	12 3/4"d x 48"h	\$1,505.66	\$1,574.20	\$1,334.88	\$1,540.51
	EP_VN 1648	16"d x 48"h	\$2,222.47	\$2,323.55	\$1,969.21	\$2,272.43
	EP_VN 2048	20"d x 48"h	\$2,381.63	\$2,490.84	\$2,110.94	\$2,436.24
	EP_VN 2448	24"d x 48"h	\$2,496.65	\$2,610.50	\$2,213.18	\$2,553.58
	EP_VN 1060	10 3/4"d x 60"h	\$1,607.89	\$1,681.09	\$1,425.50	\$1,645.07
	EP_VN 1260	12 3/4"d x 60"h	\$1,712.45	\$1,790.29	\$1,517.28	\$1,750.79
	EP_VN 1660	16"d x 60"h	\$2,666.27	\$2,788.26	\$2,363.05	\$2,726.68
	EP_VN 2060	20"d x 60"h	\$2,759.21	\$2,884.68	\$2,445.53	\$2,821.95
	EP_VN 2460	24"d x 60"h	\$2,923.02	\$3,055.46	\$2,590.75	\$2,989.24
	EP_VN 1072	10 3/4"d x 72"h	\$1,856.51	\$1,940.16	\$1,645.07	\$1,898.34
	EP_VN 1272	12 3/4"d x 72"h	\$1,968.04	\$2,057.50	\$1,743.82	\$2,012.19
	EP_VN 1672	16"d x 72"h	\$2,890.49	\$3,021.77	\$2,562.87	\$2,956.71
	EP_VN 2072	20"d x 72"h	\$3,233.21	\$3,380.76	\$2,866.09	\$3,306.41
EP_VN 2472	24"d x 72"h	\$3,480.67	\$3,638.67	\$3,084.51	\$3,559.67	
EP_VN 1084	10 3/4"d x 84"h	\$1,940.16	\$2,028.46	\$1,719.42	\$1,984.31	
EP_VN 1284	12 3/4"d x 84"h	\$2,055.18	\$2,148.12	\$1,821.66	\$2,101.65	
EP_VN 1684	16"d x 84"h	\$3,117.04	\$3,258.77	\$2,762.70	\$3,187.91	
EP_VN 2084	20"d x 84"h	\$3,392.38	\$3,546.89	\$3,006.67	\$3,469.05	
EP_VN 2484	24"d x 84"h	\$3,663.07	\$3,829.20	\$3,245.99	\$3,745.56	


# Library

## Reading Tables

# COLECRAFT

	MODEL #	DIMENSIONS	PRICE
	CRR RT LM 2448	24"w x 48"d x 29"h	\$6,679.17
	CRR RT LM 2460	24"w x 60"d x 29"h	\$7,125.91
	CRR RT LM 2472	24"w x 72"d x 29"h	\$7,618.52
	CRR RT LM 2484	24"w x 84"d x 29"h	\$8,131.07
	CRR RT LM 2496	24"w x 96"d x 29"h	\$8,605.74

	MODEL #	DIMENSIONS	PRICE
	CRR RT LM 3048	30"w x 48"d x 29"h	\$6,964.36
	CRR RT LM 3060	30"w x 60"d x 29"h	\$7,514.81
	CRR RT LM 3072	30"w x 72"d x 29"h	\$8,067.25
	CRR RT LM 3084	30"w x 84"d x 29"h	\$8,647.62
	CRR RT LM 3096	30"w x 96"d x 29"h	\$9,092.36


	MODEL #	DIMENSIONS	PRICE
	CRR RT LM 3660	36"w x 60"d x 29"h	\$7,959.56
	CRR RT LM 3672	36"w x 72"d x 29"h	\$8,579.81
	CRR RT LM 3684	36"w x 84"d x 29"h	\$9,112.92
	CRR RT LM 3696	36"w x 96"d x 29"h	\$9,826.30


Laminate surface with 1 1/2" x 1 1/4" hardwood edgeband - see Conference tables price book for additional table top options.  
Mission style tables have hardwood aprons & tapered legs.

# Library

## Reading Tables

# COLECRAFT

	MODEL #	DIMENSIONS	PRICE
	CRR RT LM 4260	42"w x 60"d x 29"h	\$8,143.04
	CRR RT LM 4272	42"w x 72"d x 29"h	\$8,978.68
	CRR RT LM 4284	42"w x 84"d x 29"h	\$9,814.33
	CRR RT LM 4296	42"w x 96"d x 29"h	\$10,647.98

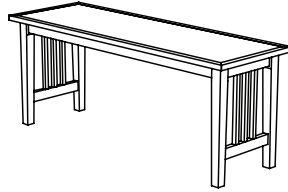
	MODEL #	DIMENSIONS	PRICE
	CRR RT LM 4860	48"w x 60"d x 29"h	\$8,739.36
	CRR RT LM 4872	48"w x 72"d x 29"h	\$9,694.67
	CRR RT LM 4884	48"w x 84"d x 29"h	\$10,647.98
	CRR RT LM 4896	48"w x 96"d x 29"h	\$10,909.24

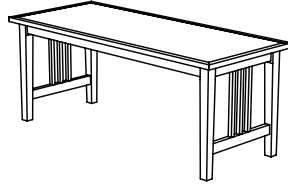
	MODEL #	DIMENSIONS	PRICE
	CRR SQ LM 3636	36"w x 36"d x 29"h	\$6,475.74
	CRR SQ LM 4242	42"w x 42"d x 29"h	\$7,417.09
	CRR SQ LM 4848	48"w x 48"d x 29"h	\$7,770.09

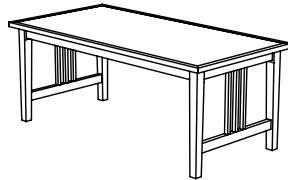
	MODEL #	DIMENSIONS	PRICE
	CRR RD LM 4200	42"dia x 29"h	\$7,967.54
	CRR RD LM 4800	48"dia x 29"h	\$8,370.40
	CRR RD LM 5400	54"dia x 29"h	\$9,427.42
	CRR RD LM 6000	60"dia x 29"h	\$9,834.27

Laminate surface with 1 1/2" x 1 1/4" hardwood edgeband - see Conference tables price book for additional table top options.  
Mission style tables have hardwood aprons & tapered legs.

## Mission-Style Tables

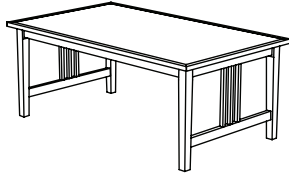
	MODEL #	DIMENSIONS	PRICE
	MRR RT LM 2448	24"w x 48"d x 29"h	\$7,993.46
	MRR RT LM 2460	24"w x 60"d x 29"h	\$8,440.20
	MRR RT LM 2472	24"w x 72"d x 29"h	\$8,932.81
	MRR RT LM 2484	24"w x 84"d x 29"h	\$9,445.37
	MRR RT LM 2496	24"w x 96"d x 29"h	\$9,920.03

	MODEL #	DIMENSIONS	PRICE
	MRR RT LM 3048	30"w x 48"d x 29"h	\$8,278.66
	MRR RT LM 3060	30"w x 60"d x 29"h	\$8,829.11
	MRR RT LM 3072	30"w x 72"d x 29"h	\$9,381.55
	MRR RT LM 3084	30"w x 84"d x 29"h	\$9,961.91
	MRR RT LM 3096	30"w x 96"d x 29"h	\$10,486.43

	MODEL #	DIMENSIONS	PRICE
	MRR RT LM 3660	36"w x 60"d x 29"h	\$9,273.85
	MRR RT LM 3672	36"w x 72"d x 29"h	\$9,894.10
	MRR RT LM 3684	36"w x 84"d x 29"h	\$9,549.08
	MRR RT LM 3696	36"w x 96"d x 29"h	\$11,140.59

Laminate surface with 1 1/2" x 1 1/4" hardwood edgeband - see Conference tables price book for additional table top options.  
Mission style tables have hardwood aprons & tapered legs.

## Mission-Style Tables

	MODEL #	DIMENSIONS	PRICE
	MRR RT LM 4260	42"w x 60"d x 29"h	\$9,457.34
	MRR RT LM 4272	42"w x 72"d x 29"h	\$10,292.98
	MRR RT LM 4284	42"w x 84"d x 29"h	\$11,128.62
	MRR RT LM 4296	42"w x 96"d x 29"h	\$11,962.27

	MODEL #	DIMENSIONS	PRICE
	MRR RT LM 4860	48"w x 60"d x 29"h	\$10,053.65
	MRR RT LM 4872	48"w x 72"d x 29"h	\$11,008.96
	MRR RT LM 4884	48"w x 84"d x 29"h	\$11,962.27
	MRR RT LM 4896	48"w x 96"d x 29"h	\$12,223.54

	MODEL #	DIMENSIONS	PRICE
	MRR SQ LM 3636	36"w x 36"d x 29"h	\$7,750.15
	MRR SQ LM 4242	42"w x 42"d x 29"h	\$8,691.49
	MRR SQ LM 4848	48"w x 48"d x 29"h	\$9,044.50

	MODEL #	DIMENSIONS	PRICE
	MRR RD LM 4200	42"dia x 29"h	\$9,241.94
	MRR RD LM 4800	48"dia x 29"h	\$9,644.81
	MRR RD LM 5400	54"dia x 29"h	\$10,701.83
	MRR RD LM 6000	60"dia x 29"h	\$11,108.68

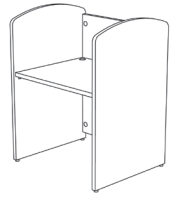
Laminate surface with 1 1/2" x 1 1/4" hardwood edgeband - see Conference tables price book for additional table top options.  
Mission style tables have hardwood aprons & tapered legs.

# Library

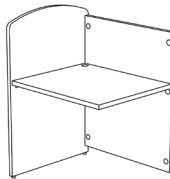
# COLECRAFT

## Study / Computer Carrel

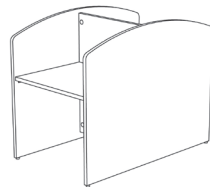
	MODEL #	DIMENSIONS	LAMINATE (LM)	WOOD (WD)
SINGLE FACED STARTER	SCC SFST_363048	36"w x 30"d x 48"h	\$4,550.61	\$6,500.88
	SCC SFST_483048	48"w x 30"d x 48"h	\$6,343.45	\$7,462.12



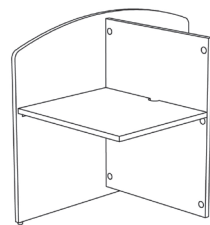
SINGLE FACED ADDER	SCC SFAD_343048	34 3/4"w x 30"d x 48"h	\$3,868.02	\$5,525.75
	SCC SFAD_463048	46 3/4"w x 30"d x 48"h	\$5,391.93	\$6,342.80



DOUBLE FACED STARTER	SCC BBST_366048	36"w x 60"d x 48"h	\$6,406.42	\$9,153.09
	SCC BBST_486048	48"w x 60"d x 48"h	\$6,628.67	\$9,471.65



DOUBLE FACED ADDER	SCC BBAD_346048	34 3/4"w x 60"d x 48"h	\$5,445.46	\$7,780.12
	SCC BBAD_466048	46 3/4"w x 60"d x 48"h	\$5,634.37	\$8,050.90

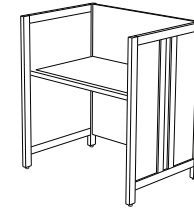


# Library

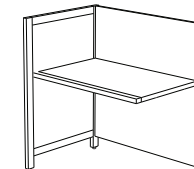
# COLECRAFT

## Mission Study / Computer Carrel

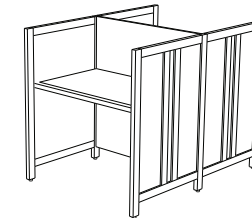
	MODEL #	DIMENSIONS	WOOD (WD)
SINGLE FACED STARTER	MSCC SFST_363048	36"w x 30"d x 48"h	\$8,091.75
	MSCC SFST_483048	48"w x 30"d x 48"h	\$8,355.08



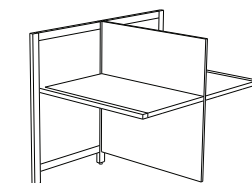
SINGLE FACED ADDER	MSCC SFAD_343048	34 3/4"w x 30"d x 48"h	\$7,189.44
	MSCC SFAD_463048	46 3/4"w x 30"d x 48"h	\$7,295.93



DOUBLE FACED STARTER	MSCC BBST_366048	36"w x 60"d x 48"h	\$14,797.11
	MSCC BBST_486048	48"w x 60"d x 48"h	\$14,940.40



DOUBLE FACED ADDER	MSCC BBAD_346048	34 3/4"w x 60"d x 48"h	\$13,155.14
	MSCC BBAD_466048	46 3/4"w x 60"d x 48"h	\$13,310.05

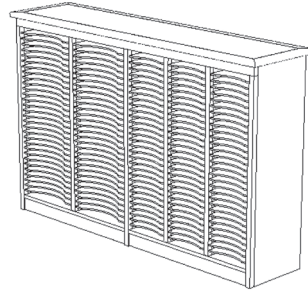


# Library

## Furniture

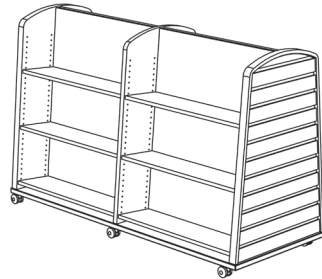
**COLECRAFT**

	MODEL #	DIMENSIONS	LAMINATE (LM)	WOOD (WD)
PUZZLE GAME STORAGE	LAF PGS_721648	72"w x 16"d x 48"h	\$10,562.26	\$11,471.73



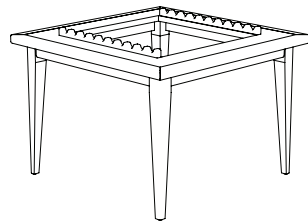
Great piece for a children's area  
Storage for countless puzzles & games

MOBILE SHELVING	LAF MS_723048	72"w x 30"d x 48"h	\$8,364.18	\$9,840.22
-----------------	---------------	--------------------	------------	------------



8 adjustable shelves & 2 fixed shelves  
Casters for mobility

NEWSPAPER TABLE	LAF NPT_424229	42"w x 42"d x 29"h	\$5,139.49	\$5,096.89
-----------------	----------------	--------------------	------------	------------



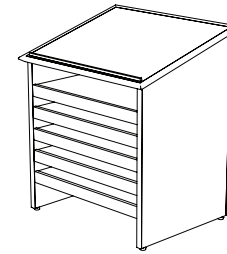
Unique table provides vertical newspaper storage  
Includes newspaper hangers

# Library

## Furniture

**COLECRAFT**

	MODEL #	DIMENSIONS	LAMINATE (LM)	WOOD (WD)
ATLAS/Dictionary STAND	LAF ADS_332942	33 1/2"w x 29"d x 42"h	\$6,095.82	\$8,707.10



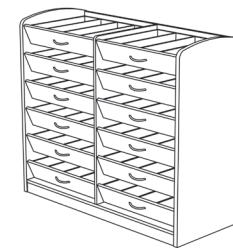
Sturdy panels assure stability  
Full extension slides provide maximum  
utilization of the atlas stand shelves

AUDIO BOOK SHELF	LAF ABS_371084	37 3/16"w x 10 1/2"d x 84"h	\$5,333.31	\$7,113.92
------------------	----------------	-----------------------------	------------	------------



Single sided audio bookshelf  
6 angled shelves for display purposes

PULL OUT CD STORAGE	LAF PCD_612453	61"w x 24 3/4"d x 53"h	\$16,340.72	\$18,155.41
---------------------	----------------	------------------------	-------------	-------------



Single sided storage unit for CD's  
12 pullout drawers with full extension slides for maximum utilization of space  
Solid red oak and veneers

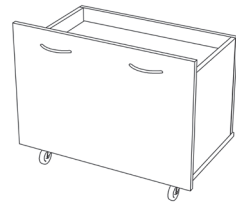
## Furniture and Accessories

	MODEL #	DIMENSIONS	LAMINATE (LM)	WOOD (WD)
BOOK CART	LAF BC_ 371842	37"w x 18"d x 42"h	\$2,822.14	\$4,031.93



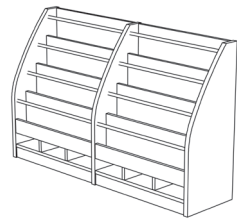
Double sided book cart with 4 sloping shelves  
Dual wheeled casters for mobility  
Bonus flat bottom shelf is good for larger items

DEPRESSABLE BOOK CART	LAF DBC_ 342127	34"w x 21"d x 27 5/8"h	\$7,832.02	\$8,633.06
	LAF DBC_ 342127	34"w x 21"d x 27 5/8"h	\$8,638.89	\$9,563.53



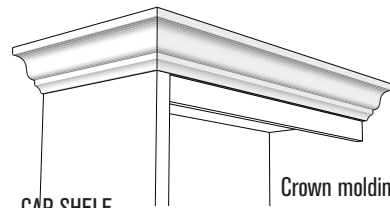
Spring loaded bottom shelf for maximum capacity  
Casters for mobility

MAGAZINE RACK	LAF MR_ 621639	62 1/4"w x 16 1/4"d x 39 1/2"h	N/A	\$4,613.40
---------------	----------------	--------------------------------	-----	------------




Single sided magazine rack  
4 easy to reach shelves  
Cubbies for additional storage needs

CROWN MOLDING	CRM VN		N/A	\$239.62
---------------	--------	--	-----	----------



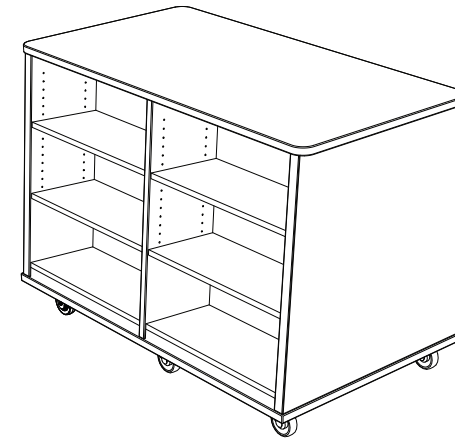
Crown molding is sold by the foot

CAP SHELF			EDGE PROFILE	EDGE PROFILE
	CPS VN 10	10 3/4"d (one sided)	\$66.39	\$149.37
	CPS VN 12	12 3/4"d (one sided)	\$84.83	\$189.94
	CPS VN 16	16"d (one sided)	\$106.96	\$239.73
	CPS VN 20	20"d (two sided)	\$121.71	\$298.74
	CPS VN 24	24"d (two sided)	\$158.59	\$359.60



Cap shelf is sold by the foot

	MODEL #	DIMENSIONS	LAMINATE (LM)
MOBILE DOUBLE BOOK CART	MD BC_ 603648	60"w x 36"d x 48"h	\$5,179



# Library

# COLECRAFT

## Wood Chairs

	MODEL #	SEAT HEIGHT	PRICE
STERLING CHAIR	CH STL 18	18"	\$1,530.59 \$0.00



BOSTON CHAIR	CH BST 18	18"	\$3,050.12
--------------	-----------	-----	------------



CLASS ACT CHAIR	CH CLSSACT 18	18"	\$1,445.76
-----------------	---------------	-----	------------



CHILDRENS CLASS ACT CHAIR	CH CLSACTCHLD 14	14"	\$1,261.35
	CH CLSACTCHLD 16	16"	\$1,296.39



# Library

# COLECRAFT

## Wood Chairs

	MODEL #	SEAT HEIGHT	PRICE
ADDISON CHAIR	CH AD 18	18"	\$1,303.77



COLLEGIAN CHAIR	CH CL 18	18"	\$1,340.65
-----------------	----------	-----	------------



CHILDRENS ADDISON CHAIR	CH ADCHLD 16	16"	\$1,290.86
-------------------------	--------------	-----	------------




CHILDRENS COLLEGIAN CHAIR	CH CLCHLD 12	12"	\$1,194.97
	CH CLCHLD 14	14"	\$1,253.98
	CH CLCHLD 16	16"	\$1,283.48



# Courtroom Furniture

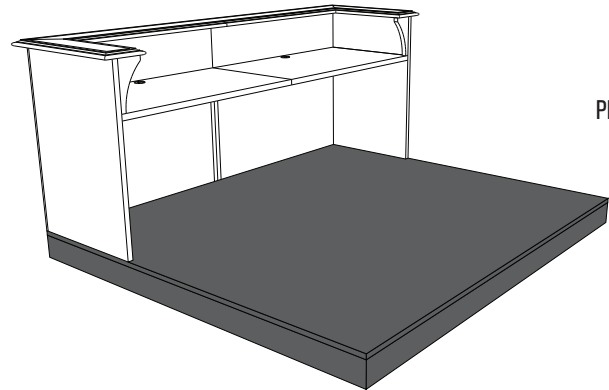
## COLECRAFT

JUDGE'S BENCH AND CLERK STANDS	MODEL #	DIMENSIONS	JAMESTOWN (VN)	WILLIAMSBURG (VN)	AMHERST (VN)	AURORA (LM)
JUDGES BENCH	JB 723642__	72"W X 36"D X 42"H	\$32,145.50	\$25,499.21	\$22,149.15	\$17,568.70
	JB 843642__	84"W X 36"D X 42"H	\$34,548.07	\$27,405.03	\$23,804.58	\$18,881.80



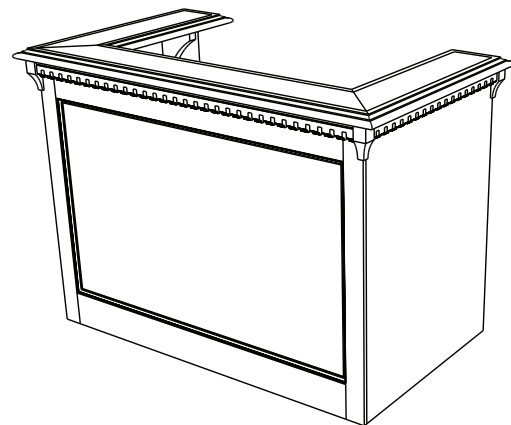
SHOWN IN WILLIAMSBURG STYLE

JUDGES PLATFORM	JBPF 72846__	72"W X 84"D X 6"H	\$16,606.15	\$13,172.72	\$11,442.10	\$9,075.88
	JBPF 84846__	84"W X 84"D X 6"H	\$17,646.11	\$13,997.66	\$12,158.66	\$9,644.25



PLATFORM ONLY SEE ABOVE FOR BENCH PRICING.

WITNESS STAND /CLERK STAND	WS 423036__	42"W X 30"D X 36"H	\$17,442.20	\$13,835.91	\$12,018.16	\$9,532.80
	WS 483036__	48"W X 30"D X 36"H	\$18,201.77	\$14,438.43	\$12,541.53	\$9,947.94




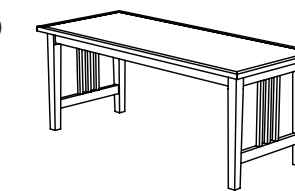
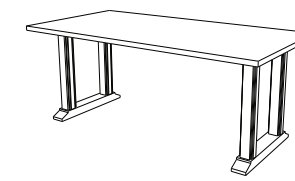
SHOWN IN JAMESTOWN STYLE

WHEN ORDERING USE MODEL NUMBER AND THE SPACE AFTER IS USED TO SIGNIFY STYLE. JAMESTOWN = JT • WILLIAMSBURGH = WB • AMHERST = AM • AURORA = AR

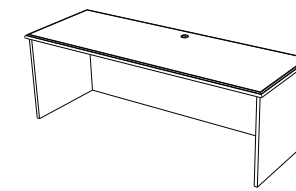
# Courtroom Furniture

## COLECRAFT

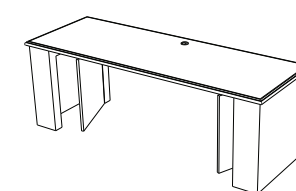
COURT ROOM TABLES	MODEL #	DIMENSIONS	PRICE
JAMESTOWN (VN)	JMST RT LM 2472	30"w x 72"d x 29"h	\$11,697.52
	JMST RT LM 2484	30"w x 84"d x 29"h	\$12,539.05
	JMST RT LM 2496	30"w x 96"d x 29"h	\$13,183.93
WILLIAMSBURG (VN)	MRR RT LM 3072	30"w x 72"d x 29"h	\$9,381.55
	MRR RT LM 3084	30"w x 84"d x 29"h	\$9,961.91
	MRR RT LM 3096	30"w x 96"d x 29"h	\$10,486.43
AMHERST (VN)	CRR RT LM 3072	30"w x 72"d x 29"h	\$8,067.25
	CRR RT LM 3084	30"w x 84"d x 29"h	\$8,647.62
	CRR RT LM 3096	30"w x 96"d x 29"h	\$9,092.36
AURORA (LM)	AUR RT LM 3072	30"w x 72"d x 29"h	\$6,373.13
	AUR RT LM 3084	30"w x 84"d x 29"h	\$6,831.62
	AUR RT LM 3096	30"w x 96"d x 29"h	\$7,182.97
	Laminate Top With Metal Legs		



JACKSON SERIES ATTORNEY TABLES	MODEL #	DIMENSIONS	JAMESTOWN (VN)	WILLIAMSBURG (VN)	AMHERST (VN)	AURORA (LM)
PANEL	JAK 723029__	72"W X 30"D X 29"H	\$6,754.61	\$5,358.05	\$4,654.12	\$3,691.65
	JAK 843029__	84"W X 30"D X 29"H	\$7,070.68	\$5,608.77	\$4,871.89	\$3,864.39
	JAK 963029__	96"W X 30"D X 29"H	\$7,384.19	\$5,857.46	\$5,087.92	\$4,035.73



WIRE ACCESS	WAJAK 723029__	72"W X 30"D X 29"H	\$15,864.42	\$12,584.35	\$10,931.03	\$8,670.49
	WAJAK 843029__	84"W X 30"D X 29"H	\$16,203.42	\$12,853.26	\$11,164.61	\$8,855.77
	WAJAK 963029__	96"W X 30"D X 29"H	\$17,635.91	\$13,989.57	\$12,151.64	\$9,638.68

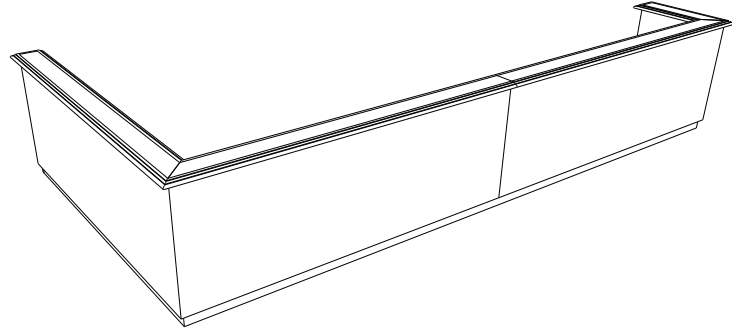


WHEN ORDERING USE MODEL NUMBER AND THE SPACE AFTER IS USED TO SIGNIFY STYLE. JAMESTOWN = JT • WILLIAMSBURGH = WB • AMHERST = AM • AURORA = AR

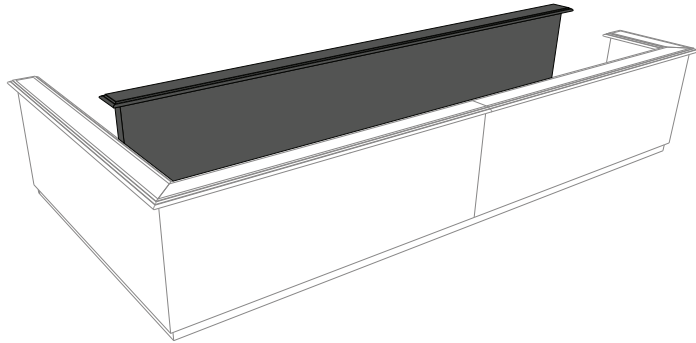
# Courtroom Furniture

## COLECRAFT


JURY FURNITURE	MODEL #	DIMENSIONS	JAMESTOWN (VN)	WILLIAMSBURG (VN)	AMHERST (VN)	AURORA (LM)
JURY BOX	CRJB 1929636__	192"W X 96"D X 36"H	\$69,098.76	\$54,812.14	\$47,610.98	\$37,765.03



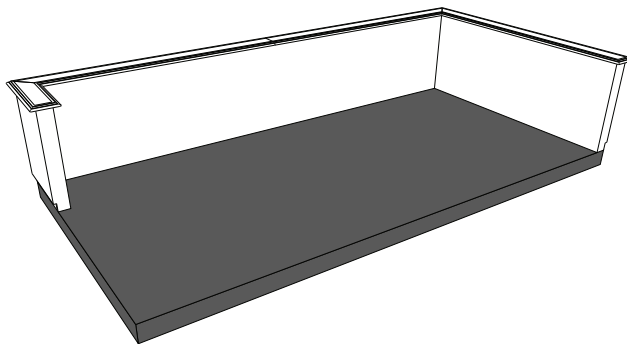
JURY CENTER DIVIDER	JCD 1921242__	192"W X 12"D X 42"H	\$61,746.49	\$48,979.99	\$42,545.06	\$33,746.74
---------------------	---------------	---------------------	-------------	-------------	-------------	-------------



JURY WORKSURFACE	JWS 19212__	192"W X 12"D	\$9,802.16	\$7,775.50	\$6,753.96	\$5,357.24
------------------	-------------	--------------	------------	------------	------------	------------



JURY PLATFORM	JRPF 192486__	192"W X 48"D X 6"H	\$33,065.52	\$26,229.01	\$22,783.07	\$18,071.53
---------------	---------------	--------------------	-------------	-------------	-------------	-------------

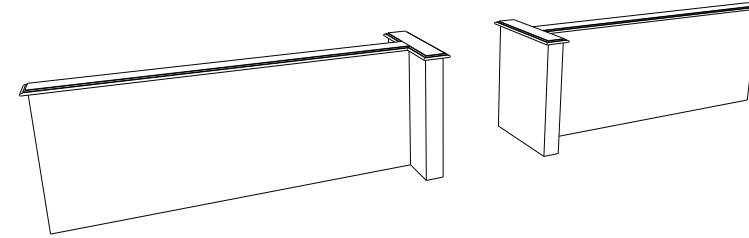


WHEN ORDERING USE MODEL NUMBER AND THE SPACE AFTER IS USED TO SIGNIFY STYLE. JAMESTOWN = JT • WILLIAMSBURGH = WB • AMHERST = AM • AURORA = AR

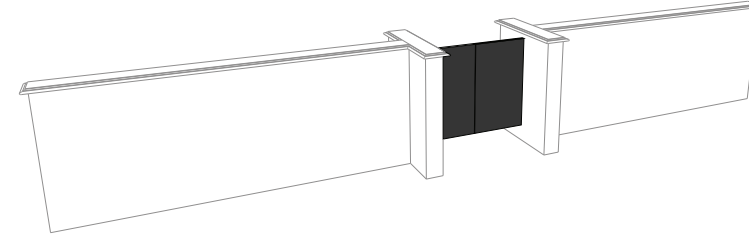
# Courtroom Furniture

## COLECRAFT

LECTERNS & DIVIDERS	MODEL #	DIMENSIONS	JAMESTOWN (VN)	WILLIAMSBURG (VN)	AMHERST (VN)	AURORA (LM)
DIVIDING WALL	CRDW __ __	PER FOOT	\$3,343.62	\$2,652.30	\$2,303.84	\$1,827.41



SALOON DOORS	CRSD__	NOT AVAILABLE	\$10,776.02	\$9,360.27	\$7,424.57
--------------	--------	---------------	-------------	------------	------------



WHEN ORDERING USE MODEL NUMBER AND THE SPACE AFTER IS USED TO SIGNIFY STYLE. JAMESTOWN = JT • WILLIAMSBURGH = WB • AMHERST = AM • AURORA = AR

**Colecraft Commercial Furnishings**

1021 Allen Street - Jamestown, NY 14701

Phone: (844)-500-9356 • (716) 488-2810

[www.colecraftcf.com](http://www.colecraftcf.com)

Fax: (716) 488-2824



# POWER & DATA

& TECHNOLOGY SOLUTIONS



## SPECIFICATION GUIDE

REV 010326

NOTE: Due to the recent unanticipated cost increase of raw materials please call to confirm list pricing before you quote your clients

**COLECRAFT**  
The Art of Detail™

MARINA  
COLLABORATIVE MEETING TECHNOLOGY

The Marina is an all-inclusive, self-contained, collaborative meeting solution. Sliding doors offer easy access to a combination of power receptacles, customizable telecom plates and USB charging ports for keeping your favorite devices charged, even while in use. High definition HDMI audio visual components are packaged neatly inside the unit, and allow for up to 4 users to share ideas on one screen with the simple push of a "Show Me" button.

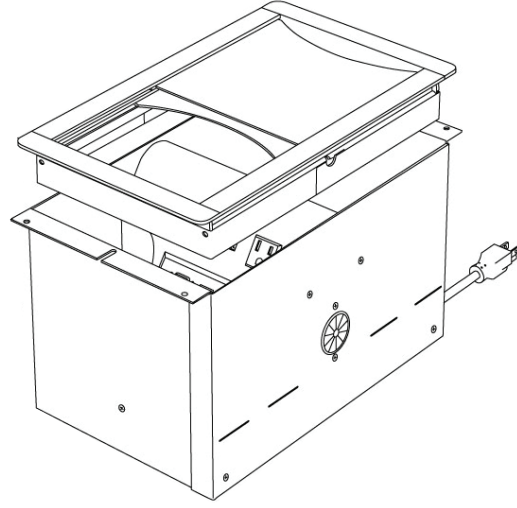
Flexibility in design – All components are stored in a technology bay which is easily affixed to the underside of the table. A separate grommet with sliding doors is dropped in from the top and available in a variety of finishes or be creative and design your own.

Integral cable management – Recessed storage compartment provides ample space for cabling when not in use keeping the workspace clutter free and any adapters stored.

Easy set-up – once installed in the table, simply connect the Marina into a power source and monitor and you are ready to share.  
No additional software installation is required.



DESCRIPTION	MODEL #	FINISH	PRICE
MARINA HDMI - (4) POWER, (4) 2.1A USB CHARGING PORTS, (4) HDMI SHOW ME CABLES, HDMI 4 POSITION SWITCH BOX, (2) PLATE CUTOUTS, 15' HDMI MONITOR CABLE, 108" CORD	MAR-H-GW-108	GLOSS WHITE	\$10,297
	MAR-H-S-108	SILVER PEARL	\$10,297
	MAR-H-B-108	BLACK	\$10,297
	MAR-H-AL-108	CLEAR BRUSHED ALUMINUM	\$10,878
	MAR-H-BA-108	BLACK BRUSHED ALUMINUM	\$10,878



ACCESSORIES:

HDMI TO VGA ADAPTER PACK WITH AUDIO SUPPORT	ADPT-HDMI/VGA	BLACK	\$746
HDMI TO DISPLAYPORT ADAPTER PACK	ADPT-HDMI/DP	BLACK	\$337
HDMI TO MINI DISPLAYPORT & THUNDERBOLT ADAPTER PACK	ADPT-HDMI/MDP	BLACK	\$315
HDMI TO APPLE 30PIN ADAPTER PACK	ADPT-HDMI/30PIN	BLACK	\$1,292
HDMI TO APPLE LIGHTNING ADAPTER PACK	ADPT-HDMI/LTN	BLACK	\$1,060
ADAPTER SAMPLE PACK. INCLUDES ONE OF EACH HDMI ADAPTER	ADPT-SAMPLEPK	BLACK	\$1,647

OASIS

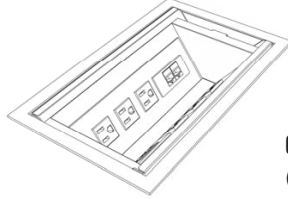

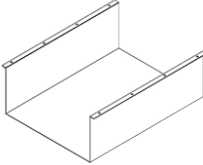

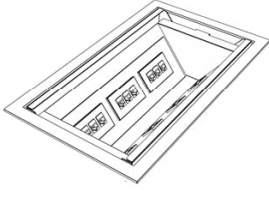
BRING POWER AND STYLE TO CONFERENCE AND MEETING ROOMS

The Oasis Series of decorative table troughs integrate modern design elements with power, USB charging ports, and customizable telecom options. Combined, these elements provide a powerful solution to meet technology needs of today and the future. Whether your application consists of a large conference table or small meeting space, the full size 30" Oasis or smaller 15" Oasis Mini are the perfect solution to meet your individual project needs.

An integral two door lid with dampened release action which, when opened, retracts into the table to maximize table work surfaces and compliment any design.

Customization opportunities by mix and matching different inserts to create just the right configuration of power, USB charging, and data options for your application.



DESCRIPTION	MODEL #	FINISH	PRICE
 <p>OASIS MINI A - 15" TROUGH, (6) POWER RECEPTACLES, (2) TELECOM PLATE CUTOUTS, (2) 108" STANDARD CORD</p>	OASIS-MINI-A	SLIVER PEARL/CLEAR ANODIZED DOORS & BEZELS	\$3,132
	OASIS-MINI-A BL	BLACK/BLACK ANODIZED DOORS & BEZELS	\$3,132
	OAM-A-PC-S	SILVER PEARL POWDER COAT	\$2,234
	OAM-A-PC-B	BLACK POWDER COAT	\$2,234
 <p>OASIS MINI A - 15" TROUGH, (6) POWER RECEPTACLE, (2) TELECOM PLATE CUTOUTS, FOR DAISYCHAINING MULTIPLE UNITS FROM 1 POWER INFEED.</p>	OAM-A-4-1-S	SLIVER PEARL/CLEAR ANODIZED DOORS & BEZELS	\$3,432
	OAM-A-4-1-B	BLACK/BLACK ANODIZED DOORS & BEZELS	\$3,432
	OAM-A-PC-4-1-S	SILVER PEARL POWDER COAT	\$2,531
	OAM-A-PC-4-1-B	BLACK POWDER COAT	\$2,531
 <p>OASIS MINI A - OUTER PAN TO CONCEAL THE BOTTOM OF THE OASIS MINI TROUGH FOR APPLICATIONS WHERE THE UNDERSIDE OF THE UNIT IS EXPOSED.</p>	OASIS-MINI PAN	BLACK	\$308
	OASIS-MINI PANS	SILVER	\$308
<p>OASIS MINI B - 15" TROUGH, (4) POWER RECEPTACLES, (3) TELECOM PLATE CUTOUTS, (1) 108" STANDARD CORD</p>	OASIS-MINI-B	SLIVER PEARL/CLEAR ANODIZED DOORS & BEZELS	\$3,132
	OASIS-MINI-B BL	BLACK/BLACK ANODIZED DOORS & BEZELS	\$3,132
	OAM-B-PC-S	SILVER PEARL POWDER COAT	\$2,234
	OAM-B-PC-B	BLACK POWDER COAT	\$2,234
 <p>OASIS MINI B - 15" TROUGH, (4) POWER RECEPTACLE, (3) TELECOM PLATE CUTOUTS, FOR DAISYCHAINING MULTIPLE UNITS FROM 1 POWER INFEED.</p>	OAM-B-4-1-S	SLIVER PEARL/CLEAR ANODIZED DOORS & BEZELS	\$3,432
	OAM-B-4-1-B	BLACK/BLACK ANODIZED DOORS & BEZELS	\$3,432
	OAM-B-PC-4-1-S	SILVER PEARL POWDER COAT	\$2,531
	OAM-B-PC-4-1-B	BLACK POWDER COAT	\$2,531
 <p>OASIS MINI B - 15" TROUGH, (6) POWER RECEPTACLES, (2) USB CHARGING PORTS, (1) TELECOM PLATE CUTOUT, 2 (108") STANDARD CORD</p>	OAM-U-AL-108	SLIVER PEARL/CLEAR ANODIZED DOORS & BEZELS	\$3,345
	OAM-U-BA-108	BLACK/BLACK ANODIZED DOORS & BEZELS	\$3,345
	OAM-U-PC-S-108	SILVER PEARL POWDER COAT	\$2,450
	OAM-U-PC-B-108	BLACK POWDER COAT	\$2,450
<p>OASIS MINI B - 15" TROUGH, (6) POWER RECEPTACLES, (2) USB CHARGING PORTS, (1) TELECOM PLATE CUTOUT. FOR DAISYCHAINING MULTIPLE UNITS FROM 1 POWER INFEED.</p>	OAM-U-4-1-AL	SLIVER PEARL/CLEAR ANODIZED DOORS & BEZELS	\$3,636
	OAM-U-4-1-BA	BLACK/BLACK ANODIZED DOORS & BEZELS	\$3,636
	OAM-U-PC-4-1-S	SILVER PEARL POWDER COAT	\$2,739
	OAM-U-PC-4-1-B	BLACK POWDER COAT	\$2,739
72" POWER CORD	42 SB2-72		\$183

\*CALL CUSTOMER SERVICE FOR DAISYLINK OPTIONS

\*TELECOM PLATES SOLD SEPERATELY ON PAGE 26

REEF

STYLISH POWER SOLUTIONS TO FRESHEN UP CONFERENCE ROOMS

The Reef offers a sleek design and is packed with power options including both 120 AMP power receptacles and the latest in USB charging technology along with ample data capabilities to handle all your unique requirements. Reef provides an option when the additional features and size of the Oasis Mini are not desired.

Dampened door design adds a soft touch when opening the lid and disappears into the furniture allowing easy access to all components inside the unit.

Integrated brush helps keep debris from entering the unit and allows cords to exit the unit even when the door is closed.

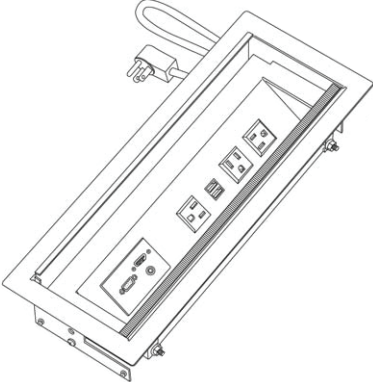
Powerful 2.1 AMP USB's are coated and water resistant for protection against spills and can charge higher power devices such as tablets even when in use.

Our DaisyLink® compatible unit, allows you to connect multiple units together from one power infeed, ideal when you are installing multiple units within a table.

Various configurations and finish options allow you to select which unit is best for your application.



DESCRIPTION	MODEL #	FINISH	PRICE
REEF - (3) POWER, (1) CONVENIENCE, (2) 2.1A USB, (1) DATA PLATE KNOCKOUT, (2) RJ45 KNOCK OUTS, 108" POWER CORD	REF-31U-S-108	SILVER PEARL	\$1,461
	REF-31U-B-108	BLACK	\$1,461
	REF-31U-GW-108	GLOSS WHITE	\$1,461
	REF-31U-AL-108	CLEAR BRUSHED ALUMINUM	\$2,013



REEF - (4) POWER, 2.1A USB, (1) DATA PLATE KNOCKOUT, (2) RJ45 KNOCK OUTS, 108" POWER CORD	REF-4U-S-108	SILVER PEARL	\$1,461
	REF-4U-B-108	BLACK	\$1,461
	REF-4U-GW-108	GLOSS WHITE	\$1,461
	REF-4U-AL-108	CLEAR BRUSHED ALUMINUM	\$2,013

REEF - (3) POWER, (1) CONVENIENCE, 2.1A USB, (1) DATA PLATE KNOCKOUT, (2) RJ45 KNOCK OUTS, DAISY LINK	REF-4-1-3U-S	SILVER PEARL	\$1,869
	REF-4-1-3U-B	BLACK	\$1,869
	REF-4-1-3U-GW	GLOSS WHITE	\$1,869
	REF-4-1-3U-AL	CLEAR BRUSHED ALUMINUM	\$2,421

REEF - (4) POWER, 2.1A USB, (1) DATA PLATE KNOCKOUT, (2) RJ45 KNOCK OUTS, DAISY LINK	REF-4-1-4U-S	SILVER PEARL	\$1,869
	REF-4-1-4U-B	BLACK	\$1,869
	REF-4-1-4U-GW	GLOSS WHITE	\$1,869
	REF-4-1-4U-AL	CLEAR BRUSHED ALUMINUM	\$2,421

INTERFACE

DATA PACKED CONFERENCE POWER SOLUTION

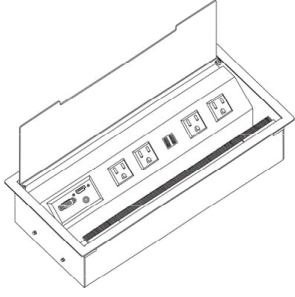
The Interface G2 is an ideal solution for large conference tables and meeting spaces. Packed with four power and three telecom plate cutouts, the Interface G2 is available in configurations both with and without USB to satisfy all your connectivity needs.

A convenience outlet, allowing access for ancillary accessories to be powered below the worksurface.

2.1 amp USB ports for charging your favorite devices including high powered devices such as tablets when in use.

A variety of finish options including Gloss White (new), Silver Pearl or Black powder coat as well as Brushed and Anodized aluminum and Brushed Stainless Steel.



DESCRIPTION	MODEL #	FINISH	PRICE
 <p>INTERFACE G2 - (4) POWER, (1) CONVENIENCE OUTLET, (2) 2.1AMP USB, 3 TELECOM PLATE KNOCKOUTS, 72" CORD</p>	INT-41U-S-72	SILVER PEARL	\$1,414
	INT-41U-B-72	BLACK	\$1,414
	INT-41U-GW-72	GLOSS WHITE	\$1,414
	INT-41U-AL-72	BRUSHED AND ANODIZED ALUMINUM	\$1,900
	INT-41U-SS-72	BRUSHED STAINLESS STEEL	\$1,944
<p>INTERFACE G2 - (4) POWER, (1) CONVENIENCE OUTLET, (2) 2.1AMP USB, 3 TELECOM PLATE KNOCKOUTS, 72" HARDWIRE</p>	INT-41U-S-HW-72	SILVER PEARL	\$1,461
	INT-41U-B-HW-72	BLACK	\$1,461
	INT-41U-GW-HW-72	GLOSS WHITE	\$1,461
	INT-41U-AL-HW-72	Brushed & Anodized Aluminum	\$1,947
	INT-41U-SS-HW-72	Brushed Stainless Steel	\$1,994
<p>INTERFACE G2 - (4) POWER, (1) CONVENIENCE OUTLET, (3) TELECOM PLATE KNOCKOUTS, 72" CORD</p>	INT-41-S-72	SILVER PEARL	\$1,241
	INT-41-B-72	BLACK	\$1,241
	INT-41-GW-72	GLOSS WHITE	\$1,241
	INT-41-AL-72	BRUSHED AND ANODIZED ALUMINUM	\$1,722
	INT-41-SS-72	BRUSHED STAINLESS STEEL	\$1,769
<p>INTERFACE G2 - (4) POWER, (1) CONVENIENCE OUTLET, (3) TELECOM PLATE KNOCKOUTS, 72" HARDWIRE</p>	INT-41-S-HW-72	SILVER PEARL	\$1,286
	INT-41-B-HW-72	BLACK	\$1,286
	INT-41-GW-HW-72	GLOSS WHITE	\$1,286
	INT-41-AL-HW-72	BRUSHED AND ANODIZED ALUMINUM	\$1,769
	INT-41-SS-HW-72	BRUSHED STAINLESS STEEL	\$1,819

**INTERACT**  
CONVENIENT TABLETOP POWER AND DATA SOLUTION

The Interact G2 is a simple solution ideal for small conference areas and meeting rooms. Interact G2 provides power, data and USB charging accessible at the table top with an additional convenience outlet located underneath for added utility power.

A convenience outlet, allowing access for ancillary accessories to be powered below the worksurface.

2.1 amp USB ports for charging your favorite devices including high powered devices such as tablets when in use.

Integrated Cord Pass Thru's for conveniently making existing cabling accessible at the worksurface.

A variety of finish options including Gloss White (new), Silver Pearl or Black powder coat as well as Brushed and Anodized aluminum and Brushed Stainless Steel.



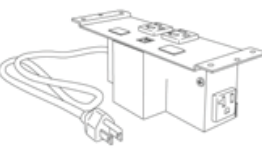
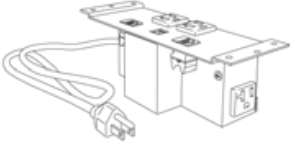
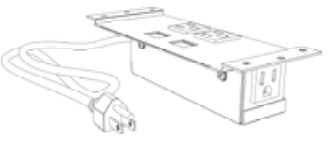
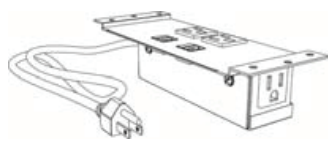

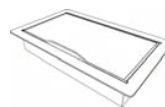
DESCRIPTION	MODEL #	FINISH	PRICE
INTERACT G2 - (2) POWER, (1) CONVENIENCE OUTLET, (2) 2.1AMP USB, (1) TELECOM KNOCKOUT, (2) RJ45 CAT 6 DATA KNOCKOUTS, (2) CORD PASS THROUGHs, 72" CORD	ACT-21U-S-72	SILVER PEARL	\$764
	ACT-21U-B-72	BLACK	\$764
	ACT-21U-GW-72	GLOSS WHITE	\$764
	ACT-21U-AL-72	BRUSHED AND ANODIZED ALUMINUM	\$1,084
	ACT-21U-SS-72	BRUSHED STAINLESS STEEL	\$1,112
INTERACT G2 - (2) POWER, (1) CONVENIENCE OUTLET, (2) 2.1AMP USB, (1) TELECOM KNOCKOUT, (2) RJ45 CAT 6 DATA KNOCKOUTS, (2) CORD PASS THROUGHs, 72" HARDWIRE	ACT-21U-S-HW-72	SILVER PEARL	\$821
	ACT-21U-B-HW-72	BLACK	\$821
	ACT-21U-GL-HW-72	GLOSS WHITE	\$821
	ACT-21U-AL-HW-72	BRUSHED AND ANODIZED ALUMINUM	\$1,147
	ACT-21U-SS-HW-72	BRUSHED STAINLESS STEEL	\$1,171
INTERACT G2 - (2) POWER, (1) CONVENIENCE OUTLET, (1) TELECOM KNOCKOUT, (2) RJ45 CAT 6 DATA KNOCKOUTS, (2) CORD PASS THROUGHs, 72" CORD	ACT-21-S-72	SILVER PEARL	\$589
	ACT-21-B-72	BLACK	\$589
	ACT-21-GW-72	GLOSS WHITE	\$589
	ACT-21-AL-72	BRUSHED AND ANODIZED ALUMINUM	\$921
	ACT-21-SS-72	BRUSHED STAINLESS STEEL	\$943
INTERACT G2 - (2) POWER, (1) CONVENIENCE OUTLET, (1) TELECOM KNOCKOUT, (2) RJ45 CAT 6 DATA KNOCKOUTS, (2) CORD PASS THROUGHs, 72" HARDWIRE	ACT-21-S-HW-72	SILVER PEARL	\$638
	ACT-21-B-HW-72	BLACK	\$638
	ACT-21-GW-HW-72	GLOSS WHITE	\$638
	ACT-21-AL-HW-72	BRUSHED AND ANODIZED ALUMINUM	\$974
	ACT-21-SS-HW-72	BRUSHED STAINLESS STEEL	\$996

VILLA

BRING POWER AND STYLE TO CONFERENCE AND MEETING ROOMS

The Villa Series is a flexible two part power data system consisting of a Power Base which is mounted beneath the worksurface and a selection of grommets allowing customization of the table top. Our unique convenience receptacle, located on the power base, provides easy access for meeting various ancillary power requirements. Numerous power base and grommet options are available making the Villa Series the most flexible power unit available. The Villa Series is also compatible with our 4 Wire 2 Circuit DaisyLink system providing a convenient way to link multiple Villa units together from a single power infeed.



DESCRIPTION	MODEL #	FINISH	PRICE
 <p>VILLA - (2) POWER RECEPTACLES, (2) 2.1A USB CHARGING PORTS, (2) KNOCKOUTS FOR RJ45 CONNECTORS, 72" CORD</p>	VIL-C-U-DKO-B-Length	BLACK	\$569
	VIL-C-U-DKO-S-Length	SILVER	\$569
 <p>VILLA - (2) POWER RECEPTACLES, (2) 2.1A USB CHARGING PORTS, (2) RJ45 CAT6 CONNECTORS, 72" CORD</p>	VIL-C-U-D-B-Length	BLACK	\$714
	VIL-C-U-D-S-Length	SILVER	\$714
 <p>VILLA - (2) POWER RECEPTACLES, (2) KNOCKOUTS FOR RJ45 CONNECTORS</p>	VIL-C-DKO-B-Length	BLACK	\$392
	VIL-C-DKO-S-Length	SILVER	\$392
 <p>VILLA - (2) POWER RECEPTACLES, (2) RJ45 CAT6 CONNECTORS, 72" CORD</p>	VIL-C-D-B-Length	BLACK	\$537
	VIL-C-D-S-Length	SILVER	\$537
 <p>VILLA FLUSH LID GROMMET</p>	VIL-GROM-F-AL	BRUSHED ALUMINUM	\$356
	VIL-GROM-F-SS	BRUSHED STAINLESS STEEL	\$356
	VIL-GROM-F-B	BLACK	\$270
	VIL-GROM-F-S	SILVER	\$270
	VIL-GROM-F-W	GLOSS WHITE	\$299
 <p>VILLA LIFT LID GROMMET</p>	VIL-GROM-L-B	BLACK	\$270
	VIL-GROM-L-S	SILVER	\$270
	VIL-GROM-L-W	GLOSS WHITE	\$299

\*CALL CUSTOMER SERVICE FOR DAISYLINK OPTIONS

\*TELECOM PLATES SOLD SEPERATELY ON PAGE 26

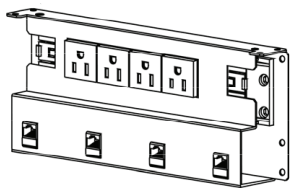
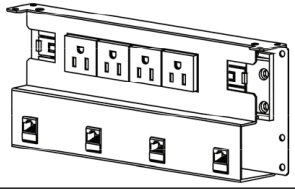
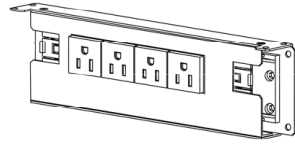
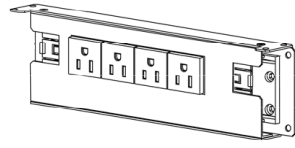
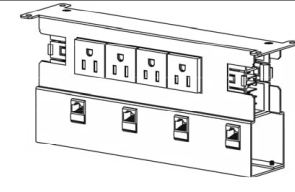
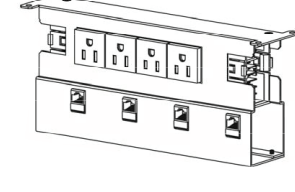
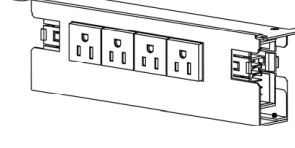
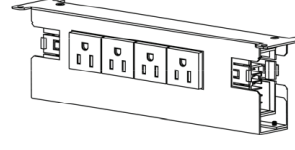
# SANDBAR

FLEXIBLE UNDERTABLE POWER SOLUTION

Sandbar provides an attractive yet flexible way to incorporate our 8 wire, 4 circuit electrical system into many furniture applications. It is offered in a single sided configuration for individual workstations or computer tables as well as a double sided configuration for back to back applications, such as benching systems. Flexible mounting options allow Sandbar to be attached to the bottom of a worksurface or onto a modesty panel depending on your design requirements.

- Flexible mounting options to easily secure the unit to the underside of a work-surface, directly to a modesty panel, or in a trough.
- Great retrofit opportunity with no cutouts required.
- Various configurations to satisfy all project requirements including single and double sided versions, and power only and data options.
- ETL Listed



DESCRIPTION	MODEL #	FINISH	PRICE
 SANDBAR - SINGLE SIDED QUAD POWER BAR WITH CIRCUITS 1, 2, 3IG & 4 RECEPTACLES. KNOCKOUTS FOR 4 RJ45 CAT 6 DATA JACKS	84 SBS-B-12IG4	BLACK	\$510
	84 SBS-S-12IG4	SILVER	\$510
 SANDBAR - SINGLE SIDED QUAD POWER BAR WITH 4 CIRCUITS & 1 RECEPTACLES. KNOCKOUTS FOR 4 RJ45 CAT 6 DATA JACKS	84 SBS-B-1111	BLACK	\$510
	84 SBS-S-1111	SILVER	\$510
 SANDBAR - SINGLE SIDED QUAD POWER BAR WITH CIRCUITS 1, 2, 3IG & 4 RECEPTACLES.	84 SBSPB-12IG4	BLACK	\$481
	84 SBSPS-12IG4	SILVER	\$481
 SANDBAR - SINGLE SIDED QUAD POWER BAR WITH 4 CIRCUITS & 1 RECEPTACLES.	84 SBSPB-1111	BLACK	\$481
	84 SBSPS-1111	SILVER	\$481
 SANDBAR - DOUBLE SIDED QUAD POWER BAR WITH CIRCUITS 1, 2, 3IG & 4 RECEPTACLES. KNOCKOUTS FOR 8 RJ45 CAT 6 DATA JACKS	84 SBD-B-12IG4	BLACK	\$569
	84 SBD-S-12IG4	SILVER	\$569
 SANDBAR - DOUBLE SIDED QUAD POWER BAR WITH 4 CIRCUITS & 1 RECEPTACLES. KNOCKOUTS FOR 8 RJ45 CAT 6 DATA JACKS	84 SBD-B-1111	BLACK	\$569
	84 SBD-S-1111	SILVER	\$569
 SANDBAR - DOUBLE SIDED QUAD POWER BAR WITH CIRCUITS 1, 2, 3IG & 4 RECEPTACLES.	84 SBDPB-12IG4	BLACK	\$540
	84 SBDPS-12IG4	SILVER	\$540
 SANDBAR - DOUBLE SIDED QUAD POWER BAR WITH 4 CIRCUITS & 1 RECEPTACLES.	84 SBDPB-1111	BLACK	\$540
	84 SBDPS-1111	SILVER	\$540
SANDBAR - BRACKET FOR ONE TELECOM PLATE	I PLY S DATA 1	BLACK	\$240
SANDBAR - BRACKET FOR TWO TELECOM PLATES	I PLY S DATA	BLACK	\$252

# SECLUSION

ALL-IN-ONE POWER, CHARGING, AND DATA SOLUTIONS

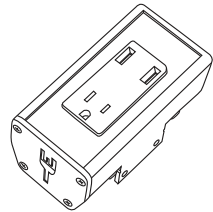
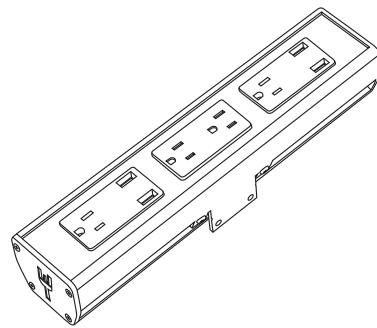
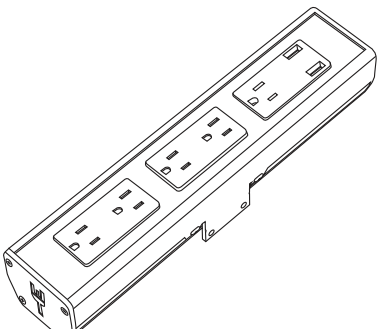
The Seclusion Series is a flexible power, USB charging, and data solution designed to meet the growing and continuously evolving demands of today's work environment. Available in an array of configurations, finishes, and multiple mounting options; the Seclusion Series provides our customers with the ultimate opportunity for customization and can be easily integrated in a variety of furniture designs.

Flexible Power Choices allowing users to mix and match power, USB charging ports, and fully customizable telecom plates which provide a wide range of data or audio visual components to choose from.

Easy Installation without the need for cutouts in the furniture making product installation simple. Great for retrofit applications too!  
UL/CUL Listed for added safety and peace of mind.

Multiple Mounting Hardware enabling the Seclusion to be mounted to either the top or underside of work surfaces comes standard. Clamp on brackets are available as an option providing flexibility to reposition the unit as the demands of a workspace change.



DESCRIPTION	MODEL #	FINISH	PRICE
 <p>SECLUSION - (1) POWER, (2) 3.6A USB CHARGING PORTS, 72" CORD</p>	SECL-1-USB-GB-72	GLOSS BLACK	\$595
	SECL-1-USB-B-72	BLACK	\$595
	SECL-1-USB-S-72	SILVER PEARL	\$595
	SECL-1-USB-GW-72	GLOSS WHITE	\$595
 <p>SECLUSION - (3) POWER, (2) 3.6A USB CHARGING PORTS, 72" CORD</p>	SECL-3-USB-GB-72	GLOSS BLACK	\$613
	SECL-3-USB-B-72	BLACK	\$613
	SECL-3-USB-S-72	SILVER PEARL	\$613
	SECL-3-USB-GW-72	GLOSS WHITE	\$613
 <p>SECLUSION - (4) POWER, (4) 3.6A USB CHARGING PORTS, 72" CORD</p>	SECL-4-USB-GB-72	GLOSS BLACK	\$792
	SECL-4-USB-B-72	BLACK	\$792
	SECL-4-USB-S-72	SILVER PEARL	\$792
	SECL-4-USB-GW-72	GLOSS WHITE	\$792
 <p>SECLUSION - (5) POWER, (2) 3.6A USB CHARGING PORTS, 72" CORD</p>	SECL-5-USB-GB-72	GLOSS BLACK	\$735
	SECL-5-USB-B-72	BLACK	\$735
	SECL-5-USB-S-72	SILVER PEARL	\$735
	SECL-5-USB-GW-72	GLOSS WHITE	\$735

\*CALL CUSTOMER SERVICE FOR DAISYLINK OPTIONS

COVE  
SURFACE MOUNT OPTIONS

Cove is a versatile power and charging solution designed to seamlessly integrate power, USB charging ports, and data capabilities into a variety of spaces. Available in an array of configurations and flexible mounting options, the Cove can easily change any area into a powerful multifunctional space. Ideal applications include collaborative lounge furniture, desking, tables, and soft sided seating.

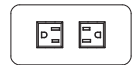


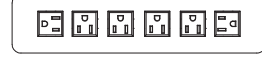

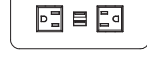
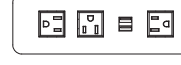
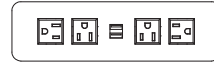

Available in over 20 configurations ranging from 1 power receptacle with 2 USB to 6 power receptacles with 4 USB and data capability.

Spill resistant receptacles protect against unexpected spills and provide freedom to mount the Cove face up in table surfaces.

Receptacles are strategically positioned to maximize the access of each unit accommodating large and small device plugs.

Optional convenience outlets are perfect for stationary accessories like lamps, computers, or monitors which do not need to be accessed often allowing more room to plug in mobile devices like laptops, tablets, and cell phones above the work surface where they are more easily accessible. Available on select models.



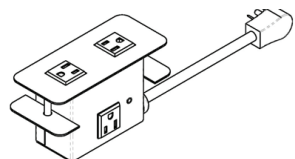
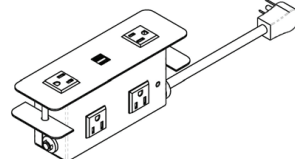

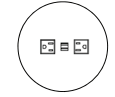
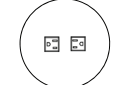
DESCRIPTION	MODEL #	FINISH	PRICE
COVE - (2) POWER, 108" CORD 	COV-2-GW-108	GLOSS WHITE	\$503
	COV-2-S-108	SILVER PEARL	\$503
	COV-2-B-108	BLACK	\$503
	COV-2-AL-108	CLEAR BRUSHED ALUMINUM	\$589
COVE - (3) POWER, 108" CORD 	COV-3-GW-108	GLOSS WHITE	\$705
	COV-3-S-108	SILVER PEARL	\$705
	COV-3-B-108	BLACK	\$705
	COV-3-AL-108	CLEAR BRUSHED ALUMINUM	\$821
COVE - (4) POWER, 108" CORD 	COV-4-GW-108	GLOSS WHITE	\$764
	COV-4-S-108	SILVER PEARL	\$764
	COV-4-B-108	BLACK	\$764
	COV-4-AL-108	CLEAR BRUSHED ALUMINUM	\$880
COVE - (6) POWER, 108" CORD 	COV-6-GW-108	GLOSS WHITE	\$794
	COV-6-S-108	SILVER PEARL	\$794
	COV-6-B-108	BLACK	\$794
	COV-6-AL-108	CLEAR BRUSHED ALUMINUM	\$880
COVE - (1) POWER, (2) 2.1 USB CHARGING PORTS, 108" CORD 	COV-1U-GW-108	GLOSS WHITE	\$646
	COV-1U-S-108	SILVER PEARL	\$646
	COV-1U-B-108	BLACK	\$646
	COV-1U-AL-108	CLEAR BRUSHED ALUMINUM	\$735
COVE - (2) POWER, (2) 2.1 USB CHARGING PORTS, 108" CORD 	COV-2U-GW-108	GLOSS WHITE	\$676
	COV-2U-S-108	SILVER PEARL	\$676
	COV-2U-B-108	BLACK	\$676
	COV-2U-AL-108	CLEAR BRUSHED ALUMINUM	\$764
COVE - (3) POWER, (2) 2.1 USB CHARGING PORTS, 108" CORD 	COV-3U-GW-108	GLOSS WHITE	\$821
	COV-3U-S-108	SILVER PEARL	\$821
	COV-3U-B-108	BLACK	\$821
	COV-3U-AL-108	CLEAR BRUSHED ALUMINUM	\$937
COVE - (4) POWER, (2) 2.1 USB CHARGING PORTS, 108" CORD 	COV-4U-GW-108	GLOSS WHITE	\$821
	COV-4U-S-108	SILVER PEARL	\$821
	COV-4U-B-108	BLACK	\$821
	COV-4U-AL-108	CLEAR BRUSHED ALUMINUM	\$937
COVE - (6) POWER, 2X (2) 2.1 USB CHARGING PORTS, 108" CORD 	COV-6U-GW-108	GLOSS WHITE	\$1,055
	COV-6U-S-108	SILVER PEARL	\$1,055
	COV-6U-B-108	BLACK	\$1,055
	COV-6U-AL-108	CLEAR BRUSHED ALUMINUM	\$1,171

COVE UNITS CONTINUED ON NEXT PAGE

COVE UNITS ON THIS PAGE ARE ALSO AVAILABLE WITH A TOP SCREW MOUNTING AND TELECOM PLATES  
CALL CUSTOMER SERVICE (844)-500-9356 FOR PRICING AND AVAILABILITY

# Power/Data FLUSH MOUNT POWER/USB/TELECOM

# COLECRAFT

DESCRIPTION	MODEL #	FINISH	PRICE
 COVE - (2) POWER, (1) CONVENIENCE OUTLET, 108" CORD	COV-21-GW-108	GLOSS WHITE	\$531
	COV-21-S-108	SILVER PEARL	\$531
	COV-21-B-108	BLACK	\$531
	COV-21-AL-108	CLEAR BRUSHED ALUMINUM	\$619
 COVE - (2) POWER, (2) 2.1 USB CHARGING PORTS, (2) CONVENIENCE OUTLET, 108" CORD	COV-22U-GW-108	GLOSS WHITE	\$851
	COV-22U-S-108	SILVER PEARL	\$851
	COV-22U-B-108	BLACK	\$851
	COV-22U-AL-108	CLEAR BRUSHED ALUMINUM	\$937
 ROUND COVE - (1) POWER, (2) 2.1 USB CHARGING PORTS, 108" CORD	COV-R-1U-GW-108	GLOSS WHITE	\$648
	COV-R-1U-S-108	SILVER PEARL	\$648
	COV-R-1U-B-108	BLACK	\$648
 ROUND COVE - (2) POWER, (2) 2.1 USB CHARGING PORTS, 108" CORD	COV-R-2U-GW-108	GLOSS WHITE	\$648
	COV-R-2U-S-108	SILVER PEARL	\$648
	COV-R-2U-B-108	BLACK	\$648
 ROUND COVE - (2) POWER, 108" CORD	COV-R-2-GW-108	GLOSS WHITE	\$503
	COV-R-2-S-108	SILVER PEARL	\$503
	COV-R-2-B-108	BLACK	\$503

# DRAWER CHARGING UNITS



DD2P2D	WHITE	\$862
	BLACK	\$862
	STAINLESS STEEL	\$966

\*CALL CUSTOMER SERVICE FOR DAISYLINK OPTIONS

# Power/Data WIRELESS CHARGING

# COLECRAFT

## AIR-CHARGE WIRELESS CHARGING SOLUTION

The AirCharge solution enables users to power and charge their devices without the hassle of messy cords or cables. Designed to be easily installed in table surfaces, the sleek grommet can be integrated into a variety of spaces offering a convenient way to charge any Qi compatible smartphone or device without the need to carry charging cables or find an available power outlet.

- Compatibility with all Qi rated devices and smartphones. Since 2008, Qi has been established as the wireless technology industry standard.
- An included steel mounting plate and screws allowing customers the option to secure the grommet in place for an added level of security.
- An optional Wireless Receiver for devices not equipped with the Qi technology. To use, simply place the receiver on the surface grommet and connect your device using the adapter plugs available.
- Ease of installation. AirCharge fits into a standard three inch grommet hole. Simply drop the unit into the table top, connect to a power source, and you're ready to charge!




DESCRIPTION	MODEL #	FINISH	PRICE
AIRCHARGE WIRELESS SURFACE GROMMET.	AIR-W-CHARGE-B	BLACK	\$759
AIRCHARGE WIRELESS SURFACE GROMMET.	AIR-W-CHARGE-AL	CLEAR ALUMINUM	\$824
AIRCHARGE WIRELESS SURFACE GROMMET.	AIR-W-CHARGE-WAL	WHITE ALUMINUM	\$824
ADAPTER RECEIVERS			
ACCESSORIES: WIRELESS CHARGING RECEIVER FOR MICRO-USB DEVICES	AIR-MAC-B-MICRO	BLACK	\$269
ACCESSORIES: WIRELESS CHARGING RECEIVER WITH LIGHTING CABLE	AIR-MAC-B-LTNG	BLACK	\$311
ACCESSORIES: ORB RECEIVER INCLUDES LIGHTNING, USB TYPE 3, AND MICRO-USB CONNECTORS	AIR-RECEIVER-ST	BLACK	\$528

\*CALL CUSTOMER SERVICE FOR DAISYLINK OPTIONS



COLECRAFT BRINGS TO YOU THE DESIGNER SERIES

Atmosphere can set the mood from drab to exciting. Liven up your workspace with color and design to accent the **Colecrafted, Art of Detail**. Choose between 8 designer technology solutions, 7 color options, 3 mounting styles available in 3 finish options and the combinations are infinite. If you want more customization call us for a quote on any of our Designer Series products, color matched to your specific color.



7 COLOR OPTIONS IN COMBINATION WITH 3 MOUNTING FINISH OPTIONS



WHITE  
FEATURED WITH GREY CLAMP MOUNT



GREY  
FEATURED WITH BLACK CLAMP MOUNT



BLACK  
FEATURED WITH BLACK CLAMP MOUNT



HARVES PUMPKIN  
FEATURED WITH BLACK UNDERMOUNT



NEON RED  
FEATURED WITH BLACK SURFACE MOUNT



BLUE DAISY  
FEATURED WITH GREY CLAMP MOUNT



LIGHT GREEN  
FEATURED WITH WHITE CLAMP MOUNT

3 MOUNTING OPTIONS



CLAMP MOUNT



UNDER MOUNT



SURFACE MOUNT

ASHLEY UNO

The Ashley Uno offers the perfect power and USB charging solution in a small and sleek design. The Uno features one AC outlet for high-power devices and dual 2.1 amp USB charging ports. Each USB port utilizes a Smart Device Recognition Chip to monitor and independently deliver the required amperage to your devices – up to 2.1 amps each – and charge them in half the time it takes with similar products on the market. The AC outlet and USB ports are integrated within a single piece cover, resulting in a edge lines and a clean aesthetic.



DESCRIPTION	MODEL #	FINISH	PRICE
ASHLEY UNO	305125.01.____	REFER TO CHART FOR COLOR OPTIONS	\$495.09
ASHLEY UNO UNDER	305126.01.____	REFER TO CHART FOR COLOR OPTIONS	\$474.14
ASHLEY UNO BEZEL	305127.01.____	REFER TO CHART FOR COLOR OPTIONS	\$496.40

ASHLEY 202

The Ashley 202 meets demanding power and data needs with a sleek design. The Ashley 202 features two AC outlets for high-power devices and two data ports to accommodate your choice of HDMI, RJ45, VGA, or a blank insert. The AC outlets and data ports are integrated within a single piece cover, resulting in fewer edge lines and a clean aesthetic.



DESCRIPTION	MODEL #	FINISH	PRICE
ASHLEY 202	305093.01.____	REFER TO CHART FOR COLOR OPTIONS	\$402.10
ASHLEY 202 UNDER	305096.01.____	REFER TO CHART FOR COLOR OPTIONS	\$343.16
ASHLEY 202 BEZEL	305099.01.____	REFER TO CHART FOR COLOR OPTIONS	\$396.86

ASHLEY 210

The Ashley 210 Series expands the Ashley Duo line by creating a fresh, modern look with a smooth finish. With the top metal bracket removed, the full beauty of the design comes to life, allowing you to incorporate the Ashley 210 into your space as a dramatic focal point. The 210 meets power demands while providing beautiful integration into your space.



DESCRIPTION	MODEL #	FINISH	PRICE
ASHLEY 210	305094.01.____	REFER TO CHART FOR COLOR OPTIONS	\$525.22
ASHLEY 210 UNDER	305097.01.____	REFER TO CHART FOR COLOR OPTIONS	\$495.09

ASHLEY DUO

Inside the attractive casing resides a most impressive power pack. Two outlets promise reliable AC power for plugged-in hardware, while the true star of the tandem is the dual 2.1 amp USB port. Each USB port utilizes a Smart Device Recognition Chip to monitor and independently deliver the required amperage to your devices – up to 2.1 amps each – and charge them in half the time it takes with similar products on the market.



DESCRIPTION	MODEL #	FINISH	PRICE
ASHLEY DUO	305050.01.____	REFER TO CHART FOR COLOR OPTIONS	\$521.29
ASHLEY DUO UNDER	305051.01.____	REFER TO CHART FOR COLOR OPTIONS	\$470.21
ASHLEY DUO BEZEL	305057.01.____	REFER TO CHART FOR COLOR OPTIONS	\$500.33

ASHLEY DUO WEDGE


The user friendly form of the Ashley Duo Wedge produces an always-open wedge that gives easy access to two AC outlets and two USB ports. Each USB port utilizes a Smart Device Recognition Chip to monitor and independently deliver the required amperage to your devices – up to 2.1 amps each – and charge them in half the time it takes with similar products on the market.



DESCRIPTION	MODEL #	FINISH	PRICE
ASHLEY DUO WEDGE	305063.01.____	REFER TO CHART FOR COLOR OPTIONS	\$539.63

ASHLEY DUO AIR

The Ashley Duo Air combines steadfast power—available at the slightest touch – with hideaway capability to make the most of your work surfaces and furniture. The intelligent design behind the Ashley Duo Air yields a trim, attractive cover that pops open to reveal an integrated wedge of AC outlets and USB ports. Equipped with a cushioned, gas strut mechanism for discreet and dependable use, this Ashley Duo version opens and closes quiet as “air.” Each USB port utilizes a Smart Device Recognition Chip to monitor and independently deliver the required amperage to your devices – up to 2.1 amps each – and charge them in half the time it takes with similar products on the market.



DESCRIPTION	MODEL #	FINISH	PRICE
ASHLEY DUO AIR	305070.01.____	REFER TO CHART FOR COLOR OPTIONS	\$576.30

ASHLEY TRIO

A pinnacle of power capacity, the Ashley Trio features three outlets that deliver AC power for high-power devices, two innovative USB ports, and your choice of HDMI, RJ45, VGA, or blank insert. Each USB port utilizes a Smart Device Recognition Chip to monitor and independently deliver the required amperage to your devices – up to 2.1 amps each – and charge them in half the time it takes with similar products on the market.



DESCRIPTION	MODEL #	FINISH	PRICE
ASHLEY TRIO	305053.01.____	REFER TO CHART FOR COLOR OPTIONS	\$580.23
ASHLEY TRIO UNDER	305054.01.____	REFER TO CHART FOR COLOR OPTIONS	\$534.39
ASHLEY TRIO BEZEL	305058.01.____	REFER TO CHART FOR COLOR OPTIONS	\$568.44

ASHLEY QUAD

The Quad features four AC outlets for high-power devices and dual 2.1 amp USB charging ports. Each USB port utilizes a Smart Device Recognition Chip to monitor and independently deliver the required amperage to your devices – up to 2.1 amps each – and charge them in half the time it takes with similar products on the market. It also features two data ports that accommodate your choice of HDMI, RJ45, VGA, or a blank insert.



DESCRIPTION	MODEL #	FINISH	PRICE
ASHLEY QUAD	305095.01.____	REFER TO CHART FOR COLOR OPTIONS	\$713.82
ASHLEY QUAD UNDER	305098.01.____	REFER TO CHART FOR COLOR OPTIONS	\$650.96
ASHLEY QUAD BEZEL	305101.01.____	REFER TO CHART FOR COLOR OPTIONS	\$713.82

HOW TO ORDER: AFTER THE PRODUCT NUMBER INSERT THE COLOR CODE RELATING TO THE COMBINATION OF YOUR CHOICE.

EXAMPLE: 305125.01.\_\_\_\_

MODEL #	COLOR CODE	
305125.01.	19	THIS WOULD SIGNIFY THE ASHLEY DUO WITH HARVEST PUMPKIN WITH BLACK TRIM

COLOR CODES FOR ORDERING

STANDARD PLASTICS COLOR	STANDARD METAL FINISHES	CODE	PLASTIC FACE / METAL TRIMCORD COLOR
WHITE	WHITE	04	BLACK / BLACK BLACK
GREY	GREY	02	BLACK / SILVER BLACK
BLACK	BLACK	08	GRAY / BLACK BLACK
		01	GRAY / SILVER BLACK
		05	GRAY / WHITE BLACK
		03	WHITE / BLACK WHITE
		57	WHITE / SILVER WHITE
		VW	WHITE / WHITE WHITE
HARVEST PUMPKIN		11	BLUE DAISY / WHITE WHITE
		12	BLUE DAISY / SILVER WHITE
		13	BLUE DAISY / BLACK BLACK
NEON RED		14	LIGHT GREEN / WHITE WHITE
		15	LIGHT GREEN / SILVER WHITE
BLUE DAISY		16	LIOGHT GREEN / BLACK BLACK
		17	HARVEST PUMPKIN / WHITE WHITE
		18	HARVEST PUMPKIN / SILVER WHITE
LIGHT GREEN		19	HARVEST PUMPKIN / BLACK BLACK
		20	NEON RED / WHITE WHITE
		21	NEON RED / SILVER WHITE
		22	NEON RED / BLACK BLACK

NOTE: ALL ASHLEY PRODUCTS COME WITH 6' CORD ADD \$6 FOR 10' CORD

DESCRIPTION	COLOR	MODEL #	PRICE
-------------	-------	---------	-------

1 Power



Black	SAN-2-1-B-72	\$122.12
White	SAN-2-1-W-72	\$122.12
Grey	SAN-2-1-GY-72	\$122.12
Light Blue	SAN-2-1-LB-72	\$122.12
Light Green	SAN-2-1-LG-72	\$122.12
Sulfur Yellow	SAN-2-1-SY-72	\$122.12
Pure Orange	SAN-2-1-PO-72	\$122.12
Signal Red	SAN-2-1-SR-72	\$122.12

2 USB



Black	SAN-2-U-B-72	\$247.32
White	SAN-2-U-W-72	\$247.32
Grey	SAN-2-U-GY-72	\$247.32
Light Blue	SAN-2-U-LB-72	\$247.32
Light Green	SAN-2-U-LG-72	\$247.32
Sulfur Yellow	SAN-2-U-SY-72	\$247.32
Pure Orange	SAN-2-U-PO-72	\$247.32
Signal Red	SAN-2-U-SR-72	\$247.32

2 Power & 2 USB




Black	SAN-3-2U-B-72	\$281.03
White	SAN-3-2U-W-72	\$281.03
Grey	SAN-3-2U-GY-72	\$281.03
Light Blue	SAN-3-2U-LB-72	\$281.03
Light Green	SAN-3-2U-LG-72	\$281.03
Sulfur Yellow	SAN-3-2U-SY-72	\$281.03
Pure Orange	SAN-3-2U-PO-72	\$281.03
Signal Red	SAN-3-2U-SR-72	\$281.03

IN2IT USB POWER SYSTEMS

In2it Power is a quick charge solution for tablets, phones, and devices. Perfect for ganging devices together to support many users, In2it Power is intelligent enough to recognize specific devices for faster charging, and shuts down if there's ever an incorrect user installation. Benefit from dual 2.4-amp ports, and no longer rely on the wall for power. That's flexibility where and when you need it.



IN2IT LVS 3 PACK



DESCRIPTION	MODEL #	FINISH	PRICE
LVS SYSTEM	LVS.3M.106.12.B	BLACK/WHITE	\$1,514.09

IN2IT LVS 4 PACK



LVS SYSTEM	LVS.4M.106.12.B	BLACK/WHITE	\$1,858.56
------------	-----------------	-------------	------------

IN2IT LVS 8 PACK



LVS SYSTEM	LVS.8M.106.12.B	BLACK/WHITE	\$3,669.98
------------	-----------------	-------------	------------



**Colecraft Commercial Furnishings**

1021 Allen Street - Jamestown, NY 14701


Phone: (844)-500-9356 • (716) 488-2810

[www.colecraftcf.com](http://www.colecraftcf.com)

Fax: (716) 488-2824

**COLECRAFT**  
Commercial Furnishings

# FINISHES AND HARDWARE



# Standard Wood Finishes



CCF DUTCHESS WALNUT



CCF NIAGARA RIFT WALNUT



CCF WESTCHESTER WALNUT



CCF QUEENS WALNUT



CCF NASSAU PLANKED OAK



CCF SENECA OAK



CCF CORTLAND GREY OAK



CCF SARATOGA SILVER OAK



CCF GENESEE MAPLE



CCF ALBANY ASH



CCF ONEIDA EBONY




CCF ESSEX WHITE

# Promoted Acrylic / Solid Surface


## Wilsonart




**Designer White**




**Frosty White**



**Frosty White Mirage**



**Cashmere Mirage**




**Steel Grey Tempest**




**Marzipan Mirage**




**Beige Tempest**



**Light Beige Mirage**



**Baja Melange**




**Caramel Melange**



**Khaki Brown Tempest**



**Chicory Cream Melange**



**Quarry Melange**




**Black Onyx Mirage**


## Dupont Corian




**Designer White**




**Glacier White**




**Vanilla**




**Abalone**



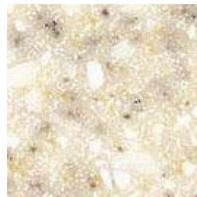
**Savannah**



**Linen**



**Bisque**



**Sahara**



**Aurora**




**Mojave**



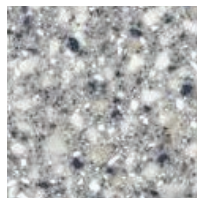
**Sand**




**Sandstone**



**Bone**



**Platinum**



**Silt**



**Moss**



**Maui**




**Canyon**

Color samples approximate as closely as possible to the actual colors.


Custom colors available, contact customer service for more info.

Pricing varies depending on selected finish.


# Dura-Coat™ Conversion Varnish




ICE WHITE



STEEL GRAY




OBSIDIAN



MONKS CLOTH


# Tack-board Fabrics




ECRU



MUSHROOM



SHADOW



PUMICE


# Metal Base Finishes



BLACK



BLACK WRINKLE



DARK TONE



MEDIUM TONE



SILVER



MEDIUM GRAY



INNER TONE LIGHT



CHAMPAGNE



LIGHT BROWN



LIGHT TONE







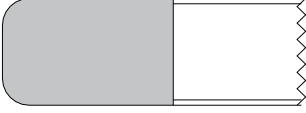




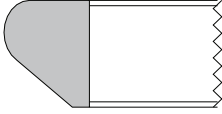

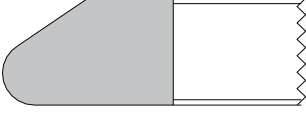
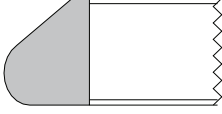



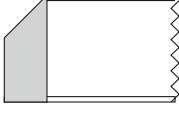

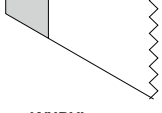
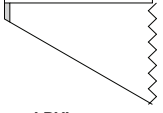
SOFT WHITE



SKY WHITE

# Edge Profiles

# COLECRAFT

DELUXE	PREMIUM	STANDARD	BASIC
 <p>WBNS1</p>	 <p>WBNS</p>	<p>Subtract 10%</p>  <p>WXWE</p>	<p>Add 10%</p>  <p>SE</p>
 <p>WDRD1</p>	 <p>WDRD</p>	 <p>WXRd</p>	 <p>PVC</p>
 <p>WRBV1</p>	 <p>WRBV</p>	 <p>WXBD</p>	
 <p>WBEV1</p>	 <p>WBEV</p>	 <p>WXCR</p>	
 <p>WTRD1</p>	 <p>WTRD</p>	 <p>WXBV</p>	
 <p>WKNF1</p>		<p>Add 10%</p>  <p>WXBVL</p>	<p>Add 10%</p>  <p>LBVL</p>
<p>Deluxe Edges are 2" X 1 1/4"</p>	<p>Premium Edges are 1" X 1 1/4"</p>	<p>Standard Edges are 1/2" X 1 1/4"</p>	<p>Basic edges are SE Laminate PVC</p>

Notes : Traditional edge with apron is available • add 5 %  
 Our Deluxe and Standard edges are available 1-3/4" thickness • add 10 %  
 Edges SE, WXBVL and LBVL add 10%  
 Edge WXWE is not 1/2" thick, subtract 10%

# Hardware Options

All hardware on this page is available for any of the products in the Storage and Wall Furniture section. These represent our standard offering, other options can be used, please check with customer service for other options



HAP311NM - Nickel Matte - 160mm

HAP311B - Black - 173.5mm



HAP312N - Nickel - 136mm

HAP311B - Black - 136mm



HAP313SS - Stainless Steel Matte - 168mm

HAP313B - Black - 168mm




HAP314BN - Brushed Nickel - 137.8mm

HAP315B - Black - 137.8mm



HAP316MC - Matte Chrome - 160mm



HAP317BN - Brushed Nickel- 79MM



HAP318SS- Stainless Steel - 70mm



HAP318B - Black- 70mm



HAK106NM - Nickel Matte - 35mm dia



HAK105PB - Polished Brass - 35mm dia



HAK104AB - Antique Bronze - 29.6mm dia



HAP 202AB - Antique Bronze - 117mm

**Colecraft Commercial Furnishings**

1021 Allen Street - Jamestown, NY 14701

Phone: (844)-500-9356 • (716) 488-2810

[www.colecraftcf.com](http://www.colecraftcf.com)

Fax: (716) 488-2824