

NOTICE TO AUTHORIZED USERS OF AWARD #23295 - Furniture, All Types (Except Hospital Room and Patient Handling)

This pricelist/catalog **may** contain items that are not within the Scope of the Contract Award and/or not within this Contractors approved furniture Categories. All Authorized Users are strongly encouraged to review the Scope of the Award and the Contractors Category Matrix prior to selecting items for purchase under the Contract. Per Solicitation Section 4.5 (D) - Procurement Instructions for Authorized Users: When placing orders under this Award, the Authorized User should follow and be familiar with the terms and conditions governing the Contract and are responsible for determining that the product(s) they intend to purchase fit within the scope of the Award.

References to other government contracts that may be included in a Contractor's pricelist/catalog, including any additional terms or conditions, are void under the OGS Award and should be disregarded. Only OGS' Terms and Conditions, including those within a Contractor's posted Contractor Information and Supplemental Information sheet, are valid under the Contract.

Additionally, Authorized Users are reminded that where discrepancies exist between Price List documents, the lowest price shall prevail (see Section 5.3 Price).

All orders must be placed with the Contractor, or the Contractor's OGS approved Authorized Reseller listed on the OGS website under the Award. Orders placed with a reseller not approved by OGS are not considered contract orders and therefore are not subject to the same terms and conditions of the OGS Award.

Authorized Users should contact the OGS Contract Manager listed on the Award with any questions pertaining to this pricelist/catalog.

NYS Price List Effective 2/7/24

ATTACHMENT 1-PRICING COLUMNS A THROUGH W MUST BE FILLED IN Add Additional Rows As Necessary. Do Not Delete or Add Columns. Do NOT Change Formulas In This Workbook.																						
Contractor Name:		Fairway Holdings, Inc. dba Berco Designs				Catalog or List Price NAME and Date:	Berco Designs 2022 Price List dated 8/1/2022, Oasis Berco Price List dated 2/1/2023															
Product Information										Follow directions in the EO22 Required Info Instructions tab to complete the section below												
										Must fit into one of these categories- Applies to all products					Must meet these standards- Applies to all products					Flame Retardants- must comply with one		
Contractor Item Number	Product Description	Manufacturer Name	Manufacturer Item Number	Product Category Number (List only one Category Number per item)	List Price	Contract Discount %	Contract Price - Column H will automatically populate once Columns F & G are complete	Product Line Note: Same as Manufacturer Name	Product Type Note: Same as Product Category Number	Product Name Note: Same as Column B - Product Description	Does the product contain electrical components?	High Recycled Content	Sustainably Sourced	Low Emitting	PVC	Lead	PFCs	Formaldehyde	Antimicrobials	Upholstered Furniture (or Furniture that does not need to comply with TB 117-2013 or TB 133) Compliant with TB 117-2013 Flame Retardant Free & Labeled	Upholstered Furniture Compliant with TB 133 Free of Halogenated Flame Retardants	Non-upholstered Furniture (or Furniture that does not need to comply with TB 117-2013 or TB 133) Flame Retardant Free
	Berco Designs	Berco Designs			see attached	57.7%	#VALUE!			Berco Designs	Yes	Yes	Yes	Yes	Yes	Yes	Yes	Yes	Yes	Yes	Yes	Yes
							\$0.00															
	Oasis Berco	Oasis Berco			see attached	50.0%	#VALUE!			Oasis Berco	Yes	Yes	Yes	Yes	Yes	Yes	Yes	Yes	Yes	Yes	Yes	Yes



BERCO
designs

2022 Price List

EFFECTIVE 8/1/22

BERCODESIGNS.COM

GENERAL Terms and Conditions

Terms and Conditions are effective for all shipments beginning January 1, 2015.

Delivered Pricing

Regular ground transportation only dock to dock – via carrier of Berco’s sole discretion. Any additional transportation charges such as, but not limited to, non-standard routing, authorized split shipments, re-consignment, re-delivery, or storage will be the sole responsibility of the customer. Alaska, Hawaii and Puerto Rico prices include shipping to port of embarkation. Additional fees and taxes will be quoted for each specific order.

Small Order Fee

All orders less than \$10,000 list are subject to a \$399 net charge for US destinations.

Crating Fee

Any finished goods requiring crating to protect for damage will incur a \$200 net fee per crate.

Table Installation And Assembly

Table installation and assembly is NOT included in Delivered Pricing. Please arrange for installation and assembly with your Berco Dealer or Representative.

Special Shipping Requests

Any special requests such as “Inside Delivery” will incur additional shipping charges and will be the responsibility of the customer. Please call Customer Service for a quotation. Any special requests made by the customer directly to the carrier will be the sole responsibility of the customer.

Routing

Berco reserves the right to use the carrier of its choice at their sole discretion.

Customer Designated Freight Carriers

For customers designating their own freight carrier, freight charges shall be collect or third party billing. A 5% discount from the net price will apply, with the exception of “Small Orders” as defined in the Small Order Delivery Fee Section. All freight will be subject to the actual freight class. Berco will not be responsible for any billing disputes with shipments FOB Factory. Additionally, any damages or short shipments will be the sole responsibility of the customer with shipments FOB Factory.

INTERNATIONAL SHIPMENTS:

Please contact Customer Service for quotation (888) 772-4788.

GENERAL Terms and Conditions (continued)

Cancellations and Changes:

Cancellations or changes will not be accepted once a purchase order has been acknowledged without express written approval from Berco. Requests for order cancellation or change must be received in writing. If cancellation is approved, a processing fee of 25% of the original purchase amount will be assessed. All non-standard orders for special construction or special finish cannot be cancelled once production has started or materials have been ordered.

Terms of Sale

All prices herein are list prices, freight-prepaid, F.O.B. origin to the 48 contiguous states. Orders to Alaska, Hawaii and Puerto Rico are shipped to port of embarkation.

Illustrations, specifications, and prices are based on the latest information at the time of publication. The right is reserved to make changes at any time without notice regarding pricing, finishes, materials, specifications, and models, and to discontinue models and finishes.

Berco is not responsible for omissions or errors in typography or photography.

All orders are subject to acceptance by Berco. The purchaser is responsible to submit complete orders. Incomplete or incorrect orders will be processed upon reception of the complete information and normal production lead-time will be applied from the date that the complete information is received.

Payment terms: 1% 15 days, Net 30 Days. A 50% deposit prior to order processing must accompany all orders for customers who have not established open account terms with Berco.

Berco does not allow any unearned discounts. All unearned discounts will be charged back to the customer. Interest will be collected at the legal maximum rate on all past due accounts.

Berco does not allow C.O.D. shipments. Credit card payments are subject to 3% processing fee.

Quotes

All Berco price quotations are estimates only. Applicable taxes and other charges may not be included. A quote may be withdrawn at any time. In the event of errors or omissions, the offer will be void and will be corrected upon request. All quotes for custom-manufactured items subject to change pending sign-off on final design drawings. All clerical errors are subject to correction. Customer acceptance of a Berco Quote should be made by issuing a Purchase Order.

GENERAL Terms and Conditions (continued)

New Accounts

Possession of the price list does not constitute an offer to sell. Please contact Berco for your area representative or visit our website, www.BercoDesigns.com.

Order Processing

Purchase Orders must be received in writing. This includes orders sent via U.S. Postal Service, fax and e-mail. All orders received via e-mail must contain either a digital signature or a signed purchase order in PDF format. Duplicate purchase orders not marked "CONFIRMATION" are the sole responsibility of the customer. Purchase Orders must be complete and pricing correct.

Sales Order Acknowledgement

Important: All orders are manufactured and invoiced according to the Sales Order Acknowledgement. Please review your acknowledgement and immediately report any discrepancies to Berco. Modifications to acknowledged orders are not allowed without express written authorization. The details appearing on this acknowledgment will describe the items to be shipped to the purchaser and the ready to ship date (not the actual shipping date). It is the purchaser's responsibility to verify that the acknowledgment information is correct. If not, the purchaser must notify Berco within 48 hours in writing. Failure to provide corrections within 48 hours could be subject to extra charges (see Cancellations and Changes).

Modifications

Modifications to our standard items are available. Call Customer Service for assistance and pricing. Engineering charges will be quoted on the initial purchase, if applicable.

Taxes

Applicable sales and other taxes will be charged separately unless the proper exemption certificate for such taxes is supplied.

Storage Of Goods

If requested, Berco will endeavor to store merchandise for the purchaser. For rates, please contact our Customer Service department.

Repairs

Berco will not allow charges for repairs and deductions for repair costs without prior written authorization. Customer Service will provide the necessary authorization forms and instructions for repairs.

Returns

Returns will not be accepted without prior written authorization by Berco. Berco Customer Service will provide the necessary return authorization forms and Bills of Lading. Returns that are unauthorized and not accompanied by the required documentation and Bills of Lading will be refused. The decision to allow product to be returned is at Berco's sole discretion.

A restocking charge of 25% of the original purchase amount will incur on standard items authorized for return provided all goods are in perfect condition. All freight charges incurred in the return will be the sole responsibility of the customer.

Freight Policy

TITLE TRANSFER

Legal title of the merchandise transfers to the Buyer upon acceptance and pickup by the Freight Carrier from the factory.

OVERVIEW

Berco takes great care to make sure each shipment arrives in perfect condition. On occasion, there is damage that occurs during shipment. If the receiving party follows the procedures outlined below, Berco will assist in filing the freight claim with the Carrier and will do everything possible to eliminate any additional expense incurred by the Buyer. Failure to follow the procedures below can result in the Buyer taking responsibility for the freight claim and any associated costs to replace/repair damaged product.

It is strongly advised that the Buyer open and inspect every item before the Carrier departs. If the Buyer chooses not to inspect every item at the time of delivery, Berco cannot guarantee any claims. In the event the Buyer does not open and inspect items at delivery, the Freight Bill should be signed as follows: No visible damage noted. Any concealed damage to be reported within 15 days. Buyer Signature & Driver Signature

VISIBLE DAMAGE / MISSING ITEMS POLICY & PROCEDURE

It is the Buyer's responsibility to visually inspect all items when they are received – before the Carrier departs. The following process should be followed for any items that appear to have visible damage on the outside of the carton (crushed corner, punctures, scuff marks on packaging, etc.):

1. Open all cartons.
2. Inspect cartons carefully. Confirm receipt of all items against Packing List.
3. Note on the Carrier's Freight Bill the missing items and/or specific damage identified
4. Sign Freight Bill and get driver to sign as well – make a copy for your records
 - a. Freight Bill to be signed as follows: Damage to items XXX (list each item) as shown to driver. Missing items XXX (list each item). Any concealed damage to be reported within 5 days. Buyer Signature & Driver Signature
5. Take digital pictures of the damage (often times the driver will take the necessary pictures) including:
 - a. Damaged carton/packaging (internal and external, if applicable)
 - b. Damaged contents
6. Please hold damaged product and packaging in the event the insurance company needs to review
7. Complete Berco's Damage Report Form and submit to Customer Service

Freight Policy (continued)

CONCEALED DAMAGE POLICY & PROCEDURE

All freight carriers strictly require that concealed damage claims be filed within 5 days of accepted delivery. The carton and damaged unit(s) must be located at the location matching the original delivery address for Carrier inspection. The following procedures must be followed for concealed damage:

1. Once damage is found, stop immediately and take digital pictures:
 - a. Damaged item as it sits in the box
 - b. External and internal carton/packaging
 - c. FAILURE TO TAKE PICTURES AT THIS STAGE WILL RESULT IN A DENIAL OF CONCEALED DAMAGE CLAIM. ONCE ITEM IS INSTALLED, NO CONCEALED DAMAGE CLAIM MAY BE FILED.
2. Complete Berco's Damage Report Form and submit to Customer Service
3. Please hold damaged product and packaging in the event the insurance company needs to review
4. Berco cannot guarantee any Carrier claim settlement on concealed damage. In the event the above is not strictly followed, the Carrier will not even accept the claim for review.

LABOR POLICY

Labor reimbursement for repairs, replacements or storage due to freight damage is not covered by Berco's warranty plan. Invoices for labor charges on damaged or missing items will not be honored unless approved in advance by VP of Sales. If approved, labor is limited to the following maximum amounts: Table: \$15; Top or Base only \$10; no labor for caster or glide replacement. Any approved labor will be issued as a credit on account.

PAYMENT HOLD

Only damaged items that have been properly reported will be authorized for "payment hold" until final resolution. Remittance for balance of non-damaged items must be made within invoice terms to avoid finance charges.

STORAGE POLICY

Berco cannot warranty items in storage under the following circumstances:

1. Storage areas that are not temperature and humidity controlled.
2. Damage claims on items held in storage for more than 15 days from delivery acceptance

FREIGHT PICK UP POLICY

If Buyer selects to pick up freight, they will be responsible for selecting carrier, negotiating rates and terms (including insurance) and remit payment directly to carrier. Buyer agrees to comply with all state and federal laws, rules and regulations regarding shipment of goods from Berco. Customer will be solely responsible for any and all freight claims. Customer assumes all liability associated with shipment. Customer will sign Berco's "Customer Arranged Freight Election & Liability Waiver" form.

HIDDEN DAMAGE REPLACEMENT

In the event that there is hidden damage that is not covered by the Carrier, Berco will replace the item at the following charge: net price PLUS actual shipping cost of replacement LESS 50%. Standard payment terms will apply. Labor will not be paid for hidden damage replacement.

Warranty Policy

CONDITIONAL LIFETIME WARRANTY (subject to exceptions below)

Berco warrants its manufactured products are free of defects in design, material and workmanship for as long as the original purchaser owns them. If written notice of the defect is given to Berco within the applicable warranty period, Berco will repair or replace with comparable product, at Berco's choice, without charge to the original purchaser, which fails under normal use as a result of such defect.

Exceptions

The following are exceptions from the lifetime warranty:

- One Year Warranty: Laminate self-edges, Veneer Tops, Soft Molded Edge Tops, Rainbow Tops, Quarry Resin Tops, Hospitality Chairs & Bases.
- Five Year Warranty: Millwork and other custom fabrication.
- Twelve Year Warranty: Booths
- Items not manufactured by Berco are covered by the Manufacturer Warranty, including: Chairs, Adjustable Height Pedestals, electrification, network accessories, laminate and solid surface material.
- Exclusions From Warranty:
 - Normal wear and tear
 - Customer's own material (COM)
 - Any product that has been abused, altered or subjected to any use other than that which was originally intended
 - Any product cleaned with a solvent-based cleaner
 - Products that were not installed, used, or maintained in accordance with product instructions and warnings
 - Matching of color, grain and texture of wood due to natural variations, which cannot be controlled

At Berco's sole discretion, we will repair or replace any item determined by Berco to be defective as a result of manufacturing defects. In no event shall liability under this warranty exceed the current depreciated price of the defective product.

BERCO'S LIMITED WARRANTY IS PROVIDED IN LIEU OF ALL OTHER WARRANTIES EXPRESS OR IMPLIED, INCLUDING WITHOUT LIMITATION, WARRANTIES OF MERCHANTABILITY AND FITNESS FOR A PARTICULAR PURPOSE, ALL OF WHICH ARE HEREBY SPECIFICALLY DISCLAIMED. BERCO WILL NOT BE RESPONSIBLE FOR CONSEQUENTIAL OR PUNITIVE DAMAGES. BERCO NEITHER ASSUMES NOR AUTHORIZES ANY PERSON TO ASSUME FOR IT ANY OTHER OBLIGATION OR LIABILITY IN CONNECTION WITH THE SALE OF ANY ITEM OR ANY PART THEREOF.

Labor

Labor reimbursement for repairs, replacements or storage due to warranty issues is not covered by Berco's warranty plan. Invoices for labor charges on warranty items will not be honored unless approved in advance by VP of Sales. If approved, labor is limited to the following maximum amounts: Table: \$15; Top or Base only \$10; no labor for caster or glide replacement. Any approved labor will be issued as a credit on account.

Non-Obsolescence Statement

Berco is committed to providing customers with products of comparable aesthetics and function for the life of the warranty period. Despite an effort to maintain full availability of our products, components or materials may become discontinued by our suppliers or by our continuing commitment to produce outstanding quality products. This includes, but is not limited to, finishes, accessories, laminates, and other functional components. Products qualifying for replacement under warranty will be replaced with products of most similar function or aesthetics in the event the identical product is no longer available, at the sole discretion of Berco. In no instance will Berco replace items not qualifying for warranty replacement due to not matching a warranty replacement item.

Legal Disclaimer

This warranty is the Customer's sole remedy for product defect. This warranty does not cover damage by a carrier in transit. Berco makes no warranties, including the implied warranties of merchantability or fitness for a particular purpose, other than the expressed warranties contained herein. There are no other warranties express or implied. Berco shall not be liable for consequential or incidental damages arising from any product defect.

Care and Maintenance

Laminate Surfaces, T-Mold and PVC Edges

Clean with a mild soap solution and rinse with clean water. Wipe the entire surface, moving with the pattern; follow this by wiping with a clean, dry soft cloth.

Wood Edges and Veneer Surfaces

Clean all surfaces frequently with a soft cloth dampened with water. Move the cloth in the direction of the grain. Continue wiping until the wood surface is dry.

Use a soft cloth to immediately remove any liquids that come in contact with wood surfaces. Always blot to absorb spilled liquid, and lift objects to move. To prevent scratching never pull or "scoot" items across the finished surface.

To ensure a lasting finish and protect your furniture from surface damage caused by sharp objects and pens; place a protective pad or glass top on the surface. If using protective glass, place spacer pads under each corner to allow the wood surface to "breathe".

Avoid exposure of furniture to extreme heat or cold, wide humidity variances, and strong sunlight. Do not use or expose furniture to harsh solvents (cleaners with high concentrations of ammonia, etc.). Cleaners of this type will cause the finish to deteriorate.

Powder Coat Surfaces

Clean surface with a mild soap solution. Rinse with a soft cloth dampened with clean water.

Maintenance of Mechanical Parts

For "flip", "folding" and "nesting" tables (the base mechanisms), periodically clean lint and or debris from the moving parts. Do not apply lubricant. Mechanisms have been designed and tested not to require lubricant under normal conditions.

Soft Molded Urethane Edges

Clean edge with self-cleaning wax. For light stains use household cleaner and rinse off with damp cloth. For tough stains apply a damp paste of baking soda. Let stand for a minute and wipe clean. To disinfect, wipe with a diluted bleach solution and rinse off with damp cloth.

Rainbow Resin Edge

Cleaning – dampen a soft cloth with a mild soap and water solution and gently cleanse.

To restore the luster to the edge, a light application of a high-grade furniture wax is recommended.

Precaution. Do not freeze. Do not use abrasive pads; avoid placing hot objects or cigarettes directly on the edge, as damage may occur.

Solid Surface

Solid Surface will maintain its "like new" appearance for years, if the following guidelines are observed:
Heat – Caution – Tabletop may be damaged by placing hot pans from the oven or cook top directly on the table.

Cleaning – Use soap and water; apply with sponge, and towel dry to eliminate water spots.

To Renew Surface – Go over entire surface with a non-abrasive cleaner and a white Scotch-Brite™ pad.

Wash with soap and water, and towel dry, to eliminate water spots.

Cuts and Scratches – To remove cuts and scratches, sand with a block using a 220 or 240 grit sand paper until the cuts are gone.

Chemicals – Solid Surface is very resistant to most household cleaners, but should be protected from industrial cleaners, such as paint removers, paint brush cleaners, metal cleaners, oven cleaners, acetones, nail polish removers, and acid drain cleaners.

Ordering Information

It is easy to place and order for a Berco table. Using Berco Smart-Codes (see "Smart Code" section), you can place an order as follows:

<u>DESCRIPTION</u>	<u>EXAMPLE</u>
1. Select TABLE MODEL number	VS1
2. Select TABLE TOP SHAPE	REC
3. Select TABLE SIZE	3060
4. Select Top SURFACE	
4.a. Manufacturer	Wilsonart
4.b. Number and Finish	4622-60
4.c. Color Description	Grey Nebula
5. Select Top EDGE PROFILE	L-21
6. Select Top EDGE COLOR	E07
9. Select Any Applicable OPTIONS	Refer To Price List For Available Options
7. Select BASE STYLE	NST (nesting)
8. Select BASE FINISH	S15

GSA Contract Specifications

GSA Contract Information

Schedule 71 Furniture

Contract Number: GS-27F-0008CA

Contract Period: February 3, 2015 – February 2, 2020

Contract Number: GS-27F-0009CA

Contract Period: February 5, 2015 – February 5, 2020

General Information:

Business Size Small (Corporation)

DUNS No. 195888420

Cage Code 52C59

Contract Terms and Conditions

- 1.a Special Item Numbers (SIN)
 SIN 71-11 Tables and Accessories
 SIN 71-12 System Type Tables (Small Business Set Aside)

2. Maximum Order
 Contract GS-27F-0008CA \$300,000-All orders shall be for one location
 Contract GS-27F-0009CA \$500,000-All orders shall be for one location

3. Minimum Order
 \$100.00 Net Purchase Price – all orders shall be for one location

4. Geographic Coverage
 The 48 Contiguous States and Washington, DC (CONUS). Shipments for AK, HA, GU, PR etc. are FOB point of embarkation within the continental United States (CONUS). For "International" Use of Domestic Schedules: Activities shall provide forwarding instructions and/or TCN documentation and/or instructions.

5. Points of Production
 Saint Louis, Missouri

6. Discount Statement
 Discount applied to list prices are: 57.7%
 Federal orders combined for discount shall be to the same destination and time of shipment, and shall be cross referenced to one another (unless otherwise detailed by Blanket Purchase Agreement).

GSA Contract Specifications

7. Quantity Discounts

Net Sales \$ Amount

\$100 - 15,000	0%
\$15,001 - 50,000	1%
\$50,001 - 100,000	2%
\$100,001 - 150,000	3%
\$150,001 - 250,000	4%
\$250,001 - 350,000	5%
\$350,000 - 500,000	6%

8. Payment Terms: 1% - 15%, Net 30 Days

9. Government Credit Cards

Government credit cards are accepted above or below micropurchase levels.

Use of credit cards shall be at time of order placement with cards charged at time of shipment or performance.

10. Foreign Items

None.

11.a Time Of Delivery

45 – 90 Days (ARO)

11.b.c.d Not Available

12. F.O.B

(Standard Dock Delivery)

13. Ordering Address

Agencies send completed purchase orders or credit card orders to:

Fairway Holdings
C/O Dealer of Record
111 Winnebago St.
Saint Louis, MO 63118
Phone: 888-772-4788
Fax: 888-772-4789

14. Payment Address

Fairway Holdings
111 Winnebago St
Saint Louis, MO 63118
Phone: 888-772-4788
Fax: 888-772-4789

15. Warranty: Standard Commercial Warranty

GSA Contract Specifications

16. Export Packaging Charges
Price Quoted Upon Request
17. N/A
18. N/A
19. Installation
N/A
20. N/A
21. N/A
22. Participating Dealers
Any Authorized Berco Dealer
23. N/A
24. Year 2000 Compliant - yes
25. Data Universal Numbering System (DUNS)
DUNS No. 19-588-8420
26. System for Award Management (SAM) database
Active and current in SAM, Cage Code 52c59
27. Restocking Charges
Restocking charges of 25% applicable for items cancelled after production begins. All returns must be pre-approved in writing prior to return.
28. Cancellation
Cancellation at no charge prior to production

TABLES



Table Top Specifications

When it comes to tops, the options are limitless. Berco offers every imaginable surface option, and if you don't see what you are looking for in our standard collection, chances are our Customer Service team can find a solution to meet your specific needs.

Standard Core: Standard core is 1-1/8" thick 45# industrial grade particleboard.

Laminate Tops: Tops are laminated under continuous pressure using cold PVA glue with HPL laminate and balanced with backing sheet. Berco offers dozens of standard laminate selections from the Wilsonart collection (see "Standard Laminate Table Top Finish Option" section). Please consult Customer Service for pricing and availability for Formica, Nevamar, Pionite, and other brands of laminates.

Veneer Tops: Veneer is 0.020" thick, select quality, rotary cut or plain sliced. All faces are book matched and balanced. Panels are backed with a commercial balanced backer. Veneer tops are finished with a multicoated system of catalyzed, semi-gloss varnish. Standard veneer finishes include maple, oak, cherry and mahogany (see "Standard Wood Finish Options" section) and we will be happy to work with you to find a more exotic wood finish or custom color – please consult Customer Service for pricing and availability.

Solid Surface Tops: Solid surface is the most durable table top material. Ideal for high-traffic spaces, solid surface is a non-porous product that is heat and stain resistant. Solid surface provides a high-end look with long-term durability. Berco works closely with most major solid surface providers including, Corian, LG Surfaces, Wilsonart, Avonite and Hanex. Please consult Customer Service for pricing and availability.

Resin Table Tops: Resin is a heavy-duty material designed to withstand wear and tear. It has a contemporary styling that is easy to customize with a school or company logo. Resin tops are also chemical resistant and easy to clean. Berco offers unlimited color options to meet your specific needs. Our standard resin colors are found in the "Standard Resin Finish Option" section. Please consult Customer Service for pricing and availability.

Lightweight Tops: Our lightweight solid core material is 1" thick, and available on select stationary and folding tables at an additional charge. These tops are approximately 30% lighter than our standard tops. Lightweight tops are limited to P-12 PVC edges.

Edging: Offered in a variety of edge styles including vinyl, PVC, wood and resin. See "Edge Style" and "Edge Finish Colors" sections for more information on standard offerings. Custom options also available – consult Customer Service.

TABLE HEIGHT

All tables are 29" overall height within industry tolerances, including top and pedestal. Special heights are available.

TABLE ASSEMBLY

Stationary and flip top tables (non-solid surface or metal inserts) come equipped with Phillips wood screws for attaching pedestal to table top. See specific "Table Assembly" section for more detailed assembly instructions. General table assembly information is as follows:

Stationary tables: Pedestal and top shipped separately.

Folding tables: Legs factory installed at no additional charge.

Flip-Top tables: Pedestal and top shipped separately.

Nesting tables: Pedestal and top shipped separately. Top includes Nesting structure already attached to it.

ANYWAY



ANYWAY

AnyWay Tables were designed to have a low profile foot that creates the ideal comfortable resting place for your feet, in addition, the aesthetic of this base allows its design to work in any architectural environment.

Table Pedestal Specifications Finishes: Available in 40+ standard powder coat finishes. Our unique mechanical construction enables a flawless seam when mixing column finishes with any base finish. Custom finishes available. Please contact Customer Service for quotation.

Glides and Casters: All tables are equipped with 2" diameter glide with brushed stainless steel cover over black ABS foot. The stem is M10 and 15mm long. The glide is suitable for carpet, as well as hard floors. High quality twin wheel locking casters are offered as an option.

Stationary Table Pedestals: Constructed of cold finished flat steel 1/4" x 2" foot, attached to a 2" 14 gauge steel or 3" 16 gauge columns with powder coated 10" locking cast spider; larger pedestals equipped with 15" cast spider, machined for column recess to insure levelness.

AnyWay Folding Table Leg Specifications

Our patented spring loaded folding mechanism is fully riveted to a steel mounting plate. Vinyl bumpers are integrated into the mechanism allowing for a non-marring, 3-1/2" stacking height. Equipped with molded release handle and integral catch holds leg in folded position.

AnyWay Table Options

There are several options available on AnyWay including:

- Nesting
- Folding
- Flip Top
- Special Height
- Adjustable Height
- Center Mount Electrical Column

ANYWAY

ANYWAY BASE SPECIFICATIONS

Single Column End Smart Code Base Size Column Diameter Top Capacity
Base




AN1-16EB	16"	2"	18"x96"
AN1-23EB	23"	2"	24"x96"
AN1-26EB	26"	2"	36"x96"

Double Column End Smart Code Base Size Column Diameter Top Capacity
Base



AN2-32EB	32"	2"	42"x96"
AN2-39EB	39"	2"	48"x96"

Cross Base Smart Code Base Size Column Diameter Top Capacity



ANX-23	23"	3"	24" SQ & RND
ANX-26	26"	3"	30" SQ & RND
ANX-36-3	36" - 3"	3"	36" SQ & 42" RND
ANX-36-4	36" - 4"	4"	42" SQ & 54" RND

ANYWAY TABLES - (LAMINATE - PVC EDGE)



Edge Choices: PVC & T-Mold				Laminate Upgrades		Light Weight (PVC only - 1" top)	OPTIONS								
				Laminate Upgrade I	Laminate Upgrade II		NESTING	FOLDING	FLIP-TOP	POWDERCOAT UPGRADE	DELUXE CASTERS (BLK)	CENTER MOUNT ELEC. COLUMN	ADJ. HEIGHT PIN	SPECIAL HEIGHT	
T-15	L-18	P-14	PK-2	Laminate Upgrade I	Laminate Upgrade II	Light Weight (PVC only - 1" top)	NESTING	FOLDING	FLIP-TOP	POWDERCOAT UPGRADE	DELUXE CASTERS (BLK)	CENTER MOUNT ELEC. COLUMN	ADJ. HEIGHT PIN	SPECIAL HEIGHT	
P-10 (self)	L-21		PK-4	ADD	ADD	ADD	ADD	ADD	ADD	ADD	ADD	ADD	ADD	ADD	
L-15	P-12		L-23												
SQUARE (SQR)															
ANX	24x24	\$631	\$663	\$694	\$47	\$126	\$110	N/A	N/A	\$107	\$128	\$155	\$322	N/A	\$77
ANX	30x30	\$723	\$759	\$795	\$54	\$145	\$127	N/A	N/A	\$107	\$128	\$155	\$322	N/A	\$77
ANX	36x36	\$807	\$847	\$888	\$61	\$161	\$141	N/A	N/A	\$107	\$128	\$155	\$322	N/A	\$77
ANX	42x42	\$904	\$949	\$994	\$68	\$181	\$158	N/A	N/A	\$107	\$128	\$155	N/A	N/A	\$77
ROUND (RND)															
ANX	30	\$748	\$785	\$823	\$56	\$150	\$131	N/A	N/A	\$107	\$128	\$155	\$322	N/A	\$77
ANX	36	\$829	\$870	\$912	\$62	\$166	\$145	N/A	N/A	\$107	\$128	\$155	\$322	N/A	\$77
ANX	42	\$1,054	\$1,106	\$1,159	\$79	\$211	\$184	N/A	N/A	\$107	\$128	\$155	\$322	N/A	\$77
ANX	48	\$1,160	\$1,218	\$1,276	\$87	\$232	\$203	N/A	N/A	\$107	\$128	\$155	N/A	N/A	\$77
ANX	54	\$1,298	\$1,362	\$1,427	\$97	\$260	\$227	N/A	N/A	N/A	\$128	\$155	N/A	N/A	\$77
RECTANGLE (REC)															
AN1	18x48	\$784	\$823	\$862	\$59	\$157	\$137	\$370	N/A	N/A	\$128	\$155	N/A	N/A	\$126
AN1	18x60	\$836	\$878	\$920	\$63	\$167	\$146	\$370	\$404	N/A	\$128	\$155	N/A	N/A	\$126
AN1	18x72	\$888	\$933	\$977	\$67	\$178	\$155	\$370	\$404	N/A	\$128	\$155	N/A	N/A	\$126
AN1	18x84	\$941	\$988	\$1,035	\$71	\$188	\$165	\$370	\$404	N/A	\$128	\$155	N/A	N/A	\$126
AN1	18x96	\$993	\$1,043	\$1,093	\$74	\$199	\$174	\$370	\$404	N/A	\$128	\$155	N/A	N/A	\$126
AN1	24x48	\$847	\$890	\$932	\$64	\$169	\$148	\$370	N/A	N/A	\$128	\$155	N/A	\$677	\$126
ANX	24x48 (ANX2339-2)	\$1,049	\$1,101	\$1,154	\$79	\$210	\$184	N/A	N/A	N/A	\$255	N/A	N/A	N/A	\$253
AN1	24x60	\$912	\$958	\$1,003	\$68	\$182	\$160	\$370	\$404	N/A	\$128	\$155	N/A	\$677	\$126
AN1	24x72	\$977	\$1,026	\$1,075	\$73	\$195	\$171	\$370	\$404	N/A	\$128	\$155	N/A	\$677	\$126
AN1	24x84	\$1,042	\$1,094	\$1,147	\$78	\$208	\$182	\$370	\$404	N/A	\$128	\$155	N/A	N/A	\$126
AN1	24x96	\$1,107	\$1,163	\$1,218	\$83	\$221	\$194	\$370	\$404	N/A	\$128	\$155	N/A	N/A	\$126
AN1	30x36	\$848	\$890	\$933	\$64	\$170	\$148	\$370	N/A	N/A	\$128	\$155	N/A	\$677	\$126
AN1	30x42	\$887	\$931	\$975	\$67	\$177	\$155	\$370	N/A	N/A	\$128	\$155	N/A	\$677	\$126
AN1	30x48	\$926	\$972	\$1,018	\$69	\$185	\$162	\$370	N/A	N/A	\$128	\$155	N/A	\$677	\$126
ANX	30x48 (ANX2639-2)	\$1,098	\$1,153	\$1,208	\$82	\$220	\$192	N/A	N/A	N/A	\$255	N/A	N/A	N/A	\$253
AN1	30x60	\$1,003	\$1,053	\$1,104	\$75	\$201	\$176	\$370	\$404	N/A	\$128	\$155	N/A	\$677	\$126
AN1	30x72	\$1,012	\$1,062	\$1,113	\$76	\$202	\$177	\$370	\$404	N/A	\$128	\$155	N/A	\$677	\$126
AN1	30x84	\$1,158	\$1,216	\$1,274	\$87	\$232	\$203	\$370	\$404	N/A	\$128	\$155	N/A	N/A	\$126
AN1	30x96	\$1,236	\$1,298	\$1,360	\$93	\$247	\$216	\$370	\$404	N/A	\$128	\$155	N/A	N/A	\$126
AN1	36x48	\$983	\$1,032	\$1,082	\$74	\$197	\$172	\$370	N/A	N/A	\$128	\$155	N/A	N/A	\$126
AN1	36x60	\$1,074	\$1,127	\$1,181	\$81	\$215	\$188	\$370	\$404	N/A	\$128	\$155	N/A	N/A	\$126
AN1	36x72	\$1,164	\$1,222	\$1,280	\$87	\$233	\$204	\$370	\$404	N/A	\$128	\$155	N/A	N/A	\$126
AN1	36x84	\$1,254	\$1,317	\$1,380	\$94	\$251	\$219	\$370	\$404	N/A	\$128	\$155	N/A	N/A	\$126
AN1	36x96	\$1,344	\$1,412	\$1,479	\$101	\$269	\$235	\$370	\$404	N/A	\$128	\$155	N/A	N/A	\$126
AN2	42x48	\$1,501	\$1,576	\$1,651	\$113	\$300	\$263	N/A	N/A	N/A	\$128	\$155	N/A	N/A	\$217
AN2	42x60	\$1,604	\$1,684	\$1,764	\$120	\$321	\$281	N/A	N/A	N/A	\$128	\$155	N/A	N/A	\$217
AN2	42x72	\$1,707	\$1,792	\$1,877	\$128	\$341	\$299	N/A	N/A	N/A	\$128	\$155	N/A	N/A	\$217
AN2	42x84	\$1,810	\$1,900	\$1,991	\$136	\$362	\$317	N/A	N/A	N/A	\$128	\$155	N/A	N/A	\$217
AN2	42x96	\$1,913	\$2,008	\$2,104	\$143	\$383	\$335	N/A	N/A	N/A	\$128	\$155	N/A	N/A	\$217
AN2	48x60	\$1,742	\$1,829	\$1,916	\$131	\$348	\$305	N/A	N/A	N/A	\$128	\$155	N/A	N/A	\$217
AN2	48x72	\$1,858	\$1,950	\$2,043	\$139	\$372	\$325	N/A	N/A	N/A	\$128	\$155	N/A	N/A	\$217
AN2	48x84	\$1,973	\$2,072	\$2,170	\$148	\$395	\$345	N/A	N/A	N/A	\$128	\$155	N/A	N/A	\$217
AN2	48x96	\$2,089	\$2,193	\$2,298	\$157	\$418	\$366	N/A	N/A	N/A	\$128	\$155	N/A	N/A	\$217

ANYWAY TABLES - (LAMINATE - PVC EDGE)



	Edge Choices: PVC & T-Mold				Laminate Upgrades		Light Weight	OPTIONS								
	T-15	L-18	P-14	PK-2	Laminate Upgrade I	Laminate Upgrade II	Light Weight (PVC only - 1" top)	NESTING	FOLDING	FLIP-TOP	POWDERCOAT UPGRADE	DELUXE CASTERS (BLK)	CENTER MOUNT ELEC. COLUMN	ADJ. HEIGHT PIN	SPECIAL HEIGHT	
	P-10 (self)	L-21		PK-4	ADD	ADD	ADD	ADD	ADD	ADD	ADD	ADD	ADD	ADD	ADD	
RACETRACK (RAC)																
AN1 36x72	\$1,245	\$1,307	\$1,369	\$93	\$249	\$218	\$370	\$404	N/A	\$128	\$155	N/A	N/A	\$126		
AN1 36x84	\$1,335	\$1,402	\$1,468	\$100	\$267	\$234	\$370	\$404	N/A	\$128	\$155	N/A	N/A	\$126		
AN1 36x96	\$1,425	\$1,496	\$1,568	\$107	\$285	\$249	\$370	\$404	N/A	\$128	\$155	N/A	N/A	\$126		
AN2 42x96	\$1,993	\$2,093	\$2,193	\$150	\$399	\$349	N/A	N/A	N/A	\$128	\$155	N/A	N/A	\$217		
AN2 42x120 (1 piece)	\$2,658	\$2,791	\$2,924	\$199	\$532	N/A	N/A	N/A	N/A	\$128	\$232	N/A	N/A	\$217		
AN2 42x144 (1 piece)	\$2,864	\$3,007	\$3,150	\$215	\$573	N/A	N/A	N/A	N/A	\$128	\$232	N/A	N/A	\$217		
AN2 48x96	\$2,169	\$2,278	\$2,386	\$163	\$434	\$380	N/A	N/A	N/A	\$128	\$155	N/A	N/A	\$217		
AN2 48x120 (1 piece)	\$2,893	\$3,038	\$3,182	\$217	\$579	N/A	N/A	N/A	N/A	\$128	\$232	N/A	N/A	\$217		
AN2 48x144 (1 piece)	\$3,124	\$3,280	\$3,436	\$234	\$625	N/A	N/A	N/A	N/A	\$128	\$232	N/A	N/A	\$217		
BOAT (BOT)																
AN2 36x48x120 (1 piece)	\$2,893	\$3,038	\$3,182	\$217	\$579	N/A	N/A	N/A	N/A	\$128	\$232	N/A	N/A	\$217		
AN2 36x48x144 (1 piece)	\$3,124	\$3,280	\$3,436	\$234	\$625	N/A	N/A	N/A	N/A	\$128	\$232	N/A	N/A	\$217		
AN2 42x54x120 (1 piece)	\$3,027	\$3,178	\$3,329	\$227	\$605	N/A	N/A	N/A	N/A	\$128	\$232	N/A	N/A	\$217		
AN2 42x54x144 (1 piece)	\$3,283	\$3,447	\$3,611	\$246	\$657	N/A	N/A	N/A	N/A	\$128	\$232	N/A	N/A	\$217		
OVAL (OVL)																
AN1 36x60	\$1,154	\$1,212	\$1,270	\$87	\$231	\$202	\$370	N/A	N/A	\$128	\$155	N/A	N/A	\$126		
AN1 36x72	\$1,245	\$1,307	\$1,369	\$93	\$249	\$218	\$370	\$404	N/A	\$128	\$155	N/A	N/A	\$126		
AN1 36x84	\$1,335	\$1,402	\$1,468	\$100	\$267	\$234	\$370	\$404	N/A	\$128	\$155	N/A	N/A	\$126		
AN1 36x96	\$1,425	\$1,496	\$1,568	\$107	\$285	\$249	\$370	\$404	N/A	\$128	\$155	N/A	N/A	\$126		
AN2 42x72	\$1,788	\$1,877	\$1,966	\$134	\$358	\$313	N/A	N/A	N/A	\$128	\$155	N/A	N/A	\$217		
AN2 42x84	\$1,890	\$1,985	\$2,079	\$142	\$378	\$331	N/A	N/A	N/A	\$128	\$155	N/A	N/A	\$217		
AN2 42x96	\$1,993	\$2,093	\$2,193	\$150	\$399	\$349	N/A	N/A	N/A	\$128	\$155	N/A	N/A	\$217		
AN2 48x84	\$2,054	\$2,157	\$2,259	\$154	\$411	\$359	N/A	N/A	N/A	\$128	\$155	N/A	N/A	\$217		
AN2 48x96	\$2,169	\$2,278	\$2,386	\$163	\$434	\$380	N/A	N/A	N/A	\$128	\$155	N/A	N/A	\$217		
AN2 48x120 (1 piece)	\$2,893	\$3,038	\$3,182	\$217	\$579	N/A	N/A	N/A	N/A	\$128	\$155	N/A	N/A	\$217		
TRAPEZOID (TRP)																
AN1 24x24x48	\$928	\$974	\$1,021	\$70	\$186	\$162	\$370	N/A	N/A	\$128	\$155	N/A	N/A	\$126		
AN1 24x36x60	\$1,134	\$1,191	\$1,247	\$85	\$227	\$198	\$370	N/A	N/A	\$128	\$155	N/A	N/A	\$126		
AN1 30x30x60	\$1,084	\$1,138	\$1,192	\$81	\$217	\$190	\$370	N/A	N/A	\$128	\$155	N/A	N/A	\$126		
AN1 30x42x72	\$1,328	\$1,394	\$1,460	\$100	\$266	\$232	\$370	N/A	N/A	\$128	\$155	N/A	N/A	\$126		
HALF ROUND (HRD)																
AN1 24x48	\$875	\$919	\$963	\$66	\$175	\$153	\$370	N/A	N/A	\$128	\$155	N/A	N/A	\$126		
AN1 30x60	\$1,028	\$1,079	\$1,131	\$77	\$206	\$180	\$370	N/A	N/A	\$128	\$155	N/A	N/A	\$126		
AN1 36x72	\$1,185	\$1,245	\$1,304	\$89	\$237	\$207	\$370	N/A	N/A	\$128	\$155	N/A	N/A	\$126		
CRESCENT (CRT)																
AN1 24x24x48	\$928	\$974	\$1,021	\$70	\$186	\$162	\$370	N/A	N/A	\$128	\$155	N/A	N/A	\$126		
AN1 30x30x60	\$1,084	\$1,138	\$1,192	\$81	\$217	\$190	\$370	N/A	N/A	\$128	\$155	N/A	N/A	\$126		

ANYWAY TABLES - (LAMINATE - WOOD EDGE)



		Edge Choice: Wood (Red Oak & Maple)			Wood Upgrade	OPTIONS							
					Upgrade: Walnut / Mahogany / Cherry	NESTING	FOLDING	FLIP-TOP	POWDERCOAT UPGRADE	DELUXE CASTERS (BLK)	CENTER MOUNT ELEC. COLUMN	ADJ. HEIGHT PIN	SPECIAL HEIGHT
SQUARE (SQR)													
ANX	24x24	\$947	\$1,104	\$1,262	15%	N/A	N/A	\$107	\$128	\$155	\$322	N/A	\$77
ANX	30x30	\$1,085	\$1,265	\$1,446	15%	N/A	N/A	\$107	\$128	\$155	\$322	N/A	\$77
ANX	36x36	\$1,211	\$1,412	\$1,614	15%	N/A	N/A	\$107	\$128	\$155	\$322	N/A	\$77
ANX	42x42	\$1,694	\$2,033	\$2,259	15%	N/A	N/A	\$107	\$128	\$155	N/A	N/A	\$77
ROUND (RND)													
ANX	30	\$1,122	\$1,309	\$1,496	15%	N/A	N/A	\$107	\$128	\$155	\$322	N/A	\$77
ANX	36	\$1,243	\$1,450	\$1,657	15%	N/A	N/A	\$107	\$128	\$155	\$322	N/A	\$77
ANX	42	\$1,975	\$2,370	\$2,634	15%	N/A	N/A	\$107	\$128	\$155	\$322	N/A	\$77
ANX	48	\$2,174	\$2,609	\$2,899	15%	N/A	N/A	\$107	\$128	\$155	N/A	N/A	\$77
ANX	54	\$2,433	\$2,920	\$3,244	15%	N/A	N/A	N/A	\$128	\$155	N/A	N/A	\$77
RECTANGLE (REC)													
AN1	18x48	\$1,175	\$1,371	\$1,567	15%	\$370	N/A	N/A	\$128	\$155	N/A	N/A	\$126
AN1	18x60	\$1,254	\$1,463	\$1,672	15%	\$370	\$404	N/A	\$128	\$155	N/A	N/A	\$126
AN1	18x72	\$1,333	\$1,555	\$1,777	15%	\$370	\$404	N/A	\$128	\$155	N/A	N/A	\$126
AN1	18x84	\$1,490	\$1,738	\$1,986	15%	\$370	\$404	N/A	\$128	\$155	N/A	N/A	\$126
AN1	18x96	\$1,490	\$1,738	\$1,986	15%	\$370	\$404	N/A	\$128	\$155	N/A	N/A	\$126
AN1	24x48	\$1,271	\$1,483	\$1,694	15%	\$370	N/A	N/A	\$128	\$155	N/A	\$677	\$126
ANX	24x48 (ANX2339-2)	\$1,397	\$1,634	\$1,858	15%	N/A	N/A	N/A	\$255	N/A	N/A	N/A	\$253
AN1	24x60	\$1,368	\$1,596	\$1,824	15%	\$370	\$404	N/A	\$128	\$155	N/A	\$677	\$126
AN1	24x72	\$1,466	\$1,710	\$1,955	15%	\$370	\$404	N/A	\$128	\$155	N/A	\$677	\$126
AN1	24x84	\$1,661	\$1,938	\$2,215	15%	\$370	\$404	N/A	\$128	\$155	N/A	N/A	\$126
AN1	24x96	\$1,661	\$1,938	\$2,215	15%	\$370	\$404	N/A	\$128	\$155	N/A	N/A	\$126
AN1	30x36	\$1,272	\$1,484	\$1,696	15%	\$370	N/A	N/A	\$128	\$155	N/A	\$677	\$126
AN1	30x42	\$1,330	\$1,552	\$1,773	15%	\$370	N/A	N/A	\$128	\$155	N/A	\$677	\$126
AN1	30x48	\$1,388	\$1,620	\$1,851	15%	\$370	N/A	N/A	\$128	\$155	N/A	\$677	\$126
ANX	30x48 (ANX2639-2)	\$1,495	\$1,749	\$1,988	15%	N/A	N/A	N/A	\$255	N/A	N/A	N/A	\$253
AN1	30x60	\$1,505	\$1,756	\$2,006	15%	\$370	\$404	N/A	\$128	\$155	N/A	\$677	\$126
AN1	30x72	\$1,517	\$1,770	\$2,023	15%	\$370	\$404	N/A	\$128	\$155	N/A	\$677	\$126
AN1	30x84	\$1,854	\$2,163	\$2,472	15%	\$370	\$404	N/A	\$128	\$155	N/A	N/A	\$126
AN1	30x96	\$1,854	\$2,163	\$2,472	15%	\$370	\$404	N/A	\$128	\$155	N/A	N/A	\$126
AN1	36x48	\$1,475	\$1,721	\$1,967	15%	\$370	N/A	N/A	\$128	\$155	N/A	N/A	\$126
AN1	36x60	\$1,610	\$1,879	\$2,147	15%	\$370	\$404	N/A	\$128	\$155	N/A	N/A	\$126
AN1	36x72	\$1,746	\$2,037	\$2,328	15%	\$370	\$404	N/A	\$128	\$155	N/A	N/A	\$126
AN1	36x84	\$2,017	\$2,353	\$2,689	15%	\$370	\$404	N/A	\$128	\$155	N/A	N/A	\$126
AN1	36x96	\$2,017	\$2,353	\$2,689	15%	\$370	\$404	N/A	\$128	\$155	N/A	N/A	\$126
AN2	42x48	\$2,814	\$3,377	\$3,752	15%	N/A	N/A	N/A	\$128	\$155	N/A	N/A	\$217
AN2	42x60	\$3,007	\$3,609	\$4,010	15%	N/A	N/A	N/A	\$128	\$155	N/A	N/A	\$217
AN2	42x72	\$3,218	\$3,861	\$4,290	15%	N/A	N/A	N/A	\$128	\$155	N/A	N/A	\$217
AN2	42x84	\$3,609	\$4,330	\$4,811	15%	N/A	N/A	N/A	\$128	\$155	N/A	N/A	\$217
AN2	42x96	\$3,609	\$4,330	\$4,811	15%	N/A	N/A	N/A	\$128	\$155	N/A	N/A	\$217
AN2	48x60	\$3,266	\$3,920	\$4,355	15%	N/A	N/A	N/A	\$128	\$155	N/A	N/A	\$217
AN2	48x72	\$3,483	\$4,180	\$4,644	15%	N/A	N/A	N/A	\$128	\$155	N/A	N/A	\$217
AN2	48x84	\$3,916	\$4,699	\$5,222	15%	N/A	N/A	N/A	\$128	\$155	N/A	N/A	\$217
AN2	48x96	\$3,916	\$4,699	\$5,222	15%	N/A	N/A	N/A	\$128	\$155	N/A	N/A	\$217







ANYWAY TABLES - (LAMINATE - WOOD EDGE)



	Edge Choice: Wood (Red Oak & Maple)			Wood Upgrade	OPTIONS							
	W-12	W-23 W-18 W-16	W-19 W-17 W-32	Upgrade: Walnut / Mahogany / Cherry	NESTING	FOLDING	FLIP-TOP	POWDERCOAT UPGRADE	DELUXE CASTERS (BLK)	CENTER MOUNT ELEC. COLUMN	ADJ. HEIGHT PIN	SPECIAL HEIGHT
				ADD	ADD	ADD	ADD	ADD	ADD	ADD	ADD	ADD
RACETRACK (RAC)												
AN1 36x72	\$1,867	\$2,178	\$2,489	15%	\$370	\$404	N/A	\$128	\$155	N/A	N/A	\$126
AN1 36x84	\$2,138	\$2,494	\$2,850	15%	\$370	\$404	N/A	\$128	\$155	N/A	N/A	\$126
AN1 36x96	\$2,138	\$2,494	\$2,850	15%	\$370	\$404	N/A	\$128	\$155	N/A	N/A	\$126
AN2 42x96	\$4,068	\$4,881	\$5,424	15%	N/A	N/A	N/A	\$128	\$155	N/A	N/A	\$217
AN2 42x120 (1 piece)	\$5,424	\$6,509	\$7,233	15%	N/A	N/A	N/A	\$128	\$232	N/A	N/A	\$217
AN2 42x144 (1 piece)	\$5,858	\$7,029	\$7,810	15%	N/A	N/A	N/A	\$128	\$232	N/A	N/A	\$217
AN2 48x96	\$4,068	\$4,881	\$5,424	15%	N/A	N/A	N/A	\$128	\$155	N/A	N/A	\$217
AN2 48x120 (1 piece)	\$5,424	\$6,509	\$7,233	15%	N/A	N/A	N/A	\$128	\$232	N/A	N/A	\$217
AN2 48x144 (1 piece)	\$5,858	\$7,029	\$7,810	15%	N/A	N/A	N/A	\$128	\$232	N/A	N/A	\$217
BOAT (BOT)												
AN2 36x48x120 (1 piece)	\$4,340	\$5,063	\$5,786	15%	N/A	N/A	N/A	\$128	\$232	N/A	N/A	\$217
AN2 36x48x144 (1 piece)	\$4,687	\$5,468	\$6,249	15%	N/A	N/A	N/A	\$128	\$232	N/A	N/A	\$217
AN2 42x54x120 (1 piece)	\$4,557	\$5,316	\$6,075	15%	N/A	N/A	N/A	\$128	\$232	N/A	N/A	\$217
AN2 42x54x144 (1 piece)	\$4,904	\$5,721	\$6,538	15%	N/A	N/A	N/A	\$128	\$232	N/A	N/A	\$217
OVAL (OVL)												
AN1 36x60	\$1,867	\$2,178	\$2,489	15%	\$370	N/A	N/A	\$128	\$155	N/A	N/A	\$126
AN1 36x72	\$1,867	\$2,178	\$2,489	15%	\$370	\$404	N/A	\$128	\$155	N/A	N/A	\$126
AN1 36x84	\$2,138	\$2,494	\$2,850	15%	\$370	\$404	N/A	\$128	\$155	N/A	N/A	\$126
AN1 36x96	\$2,138	\$2,494	\$2,850	15%	\$370	\$404	N/A	\$128	\$155	N/A	N/A	\$126
AN2 42x72	\$2,688	\$3,137	\$3,585	15%	N/A	N/A	N/A	\$128	\$155	N/A	N/A	\$217
AN2 42x84	\$3,078	\$3,592	\$4,105	15%	N/A	N/A	N/A	\$128	\$155	N/A	N/A	\$217
AN2 42x96	\$3,078	\$3,592	\$4,105	15%	N/A	N/A	N/A	\$128	\$155	N/A	N/A	\$217
AN2 48x84	\$3,355	\$3,915	\$4,474	15%	N/A	N/A	N/A	\$128	\$155	N/A	N/A	\$217
AN2 48x96	\$4,068	\$4,881	\$5,424	15%	N/A	N/A	N/A	\$128	\$155	N/A	N/A	\$217
AN2 48x120 (1 piece)	\$5,424	\$6,509	\$7,233	15%	N/A	N/A	N/A	\$128	\$155	N/A	N/A	\$217
TRAPEZOID (TRP)												
AN1 24x24x48	\$1,579	\$1,847	\$2,099	15%	\$370	N/A	N/A	\$128	\$155	N/A	N/A	\$126
AN1 24x36x60	\$1,837	\$2,149	\$2,443	15%	\$370	N/A	N/A	\$128	\$155	N/A	N/A	\$126
AN1 30x30x60	\$1,756	\$2,055	\$2,336	15%	\$370	N/A	N/A	\$128	\$155	N/A	N/A	\$126
AN1 30x42x72	\$2,151	\$2,516	\$2,861	15%	\$370	N/A	N/A	\$128	\$155	N/A	N/A	\$126
HALF ROUND (HRD)												
AN1 24x48	\$1,489	\$1,742	\$1,980	15%	\$370	N/A	N/A	\$128	\$155	N/A	N/A	\$126
AN1 30x60	\$1,749	\$2,046	\$2,326	15%	\$370	N/A	N/A	\$128	\$155	N/A	N/A	\$126
AN1 36x72	\$2,016	\$2,359	\$2,682	15%	\$370	N/A	N/A	\$128	\$155	N/A	N/A	\$126
CRESCENT (CRT)												
AN1 24x24x48	\$1,579	\$1,847	\$2,099	15%	\$370	N/A	N/A	\$128	\$155	N/A	N/A	\$126
AN1 30x30x60	\$1,844	\$2,157	\$2,452	15%	\$370	N/A	N/A	\$128	\$155	N/A	N/A	\$126

ANYWAY TABLES - (VENEER)



		Edge Choice: Wood (Red Oak & Maple)			Wood Upgrade	OPTIONS						
					Upgrade: Walnut / Mahogany / Cherry	NESTING	FLIP-TOP	POWDERCOAT UPGRADE	DELUXE CASTERS (BLK)	CENTER MOUNT ELEC. COLUMN	ADJ. HEIGHT PIN	SPECIAL HEIGHT
												
SQUARE (SQR)												
ANX	24x24	\$1,095	\$1,204	\$1,259	15%	N/A	\$107	\$128	\$155	\$322	N/A	\$77
ANX	30x30	\$1,471	\$1,619	\$1,692	15%	N/A	\$107	\$128	\$155	\$322	N/A	\$77
ANX	36x36	\$1,588	\$1,747	\$1,826	15%	N/A	\$107	\$128	\$155	\$322	N/A	\$77
ANX	42x42	\$2,020	\$2,222	\$2,323	15%	N/A	\$107	\$128	\$155	N/A	N/A	\$77
ROUND (RND)												
ANX	30	\$1,386	\$1,525	\$1,594	15%	N/A	\$107	\$128	\$155	\$322	N/A	\$77
ANX	36	\$1,825	\$2,007	\$2,099	15%	N/A	\$107	\$128	\$155	\$322	N/A	\$77
ANX	42	\$2,485	\$2,734	\$2,858	15%	N/A	\$107	\$128	\$155	\$322	N/A	\$77
ANX	48	\$3,084	\$3,392	\$3,546	15%	N/A	\$107	\$128	\$155	N/A	N/A	\$77
ANX	54	\$3,786	\$3,976	\$4,354	15%	N/A	N/A	\$128	\$155	N/A	N/A	\$77
RECTANGLE (REC)												
AN1	18x48	\$1,539	\$1,693	\$1,770	15%	\$370	N/A	\$128	\$155	N/A	N/A	\$126
AN1	18x60	\$1,804	\$1,984	\$2,075	15%	\$370	N/A	\$128	\$155	N/A	N/A	\$126
AN1	18x72	\$2,075	\$2,283	\$2,387	15%	\$370	N/A	\$128	\$155	N/A	N/A	\$126
AN1	18x84	\$2,618	\$2,880	\$3,011	15%	\$370	N/A	\$128	\$155	N/A	N/A	\$126
AN1	18x96	\$2,618	\$2,880	\$3,011	15%	\$370	N/A	\$128	\$155	N/A	N/A	\$126
AN1	24x48	\$1,546	\$1,700	\$1,777	15%	\$370	N/A	\$128	\$155	N/A	\$677	\$126
ANX	24x48 (ANX2339-2)	\$1,576	\$1,734	\$1,812	15%	N/A	N/A	\$255	N/A	N/A	N/A	\$253
AN1	24x60	\$1,810	\$1,991	\$2,082	15%	\$370	N/A	\$128	\$155	N/A	\$677	\$126
AN1	24x72	\$2,082	\$2,290	\$2,394	15%	\$370	N/A	\$128	\$155	N/A	\$677	\$126
AN1	24x84	\$2,625	\$2,887	\$3,018	15%	\$370	N/A	\$128	\$155	N/A	N/A	\$126
AN1	24x96	\$2,625	\$2,887	\$3,018	15%	\$370	N/A	\$128	\$155	N/A	N/A	\$126
AN1	30x36	\$1,484	\$1,632	\$1,706	15%	\$370	N/A	\$128	\$155	N/A	\$677	\$126
AN1	30x42	\$1,679	\$1,847	\$1,930	15%	\$370	N/A	\$128	\$155	N/A	\$677	\$126
AN1	30x48	\$1,811	\$1,992	\$2,083	15%	\$370	N/A	\$128	\$155	N/A	\$677	\$126
ANX	30x48 (ANX2639-2)	\$1,773	\$1,950	\$2,039	15%	N/A	N/A	\$255	N/A	N/A	N/A	\$253
AN1	30x60	\$2,145	\$2,360	\$2,467	15%	\$370	N/A	\$128	\$155	N/A	\$677	\$126
AN1	30x72	\$2,479	\$2,727	\$2,851	15%	\$370	N/A	\$128	\$155	N/A	\$677	\$126
AN1	30x84	\$3,147	\$3,462	\$3,620	15%	\$370	N/A	\$128	\$155	N/A	N/A	\$126
AN1	30x96	\$3,147	\$3,462	\$3,620	15%	\$370	N/A	\$128	\$155	N/A	N/A	\$126
AN1	36x48	\$2,082	\$2,291	\$2,395	15%	\$370	N/A	\$128	\$155	N/A	N/A	\$126
AN1	36x60	\$2,479	\$2,727	\$2,851	15%	\$370	N/A	\$128	\$155	N/A	N/A	\$126
AN1	36x72	\$2,876	\$3,164	\$3,307	15%	\$370	N/A	\$128	\$155	N/A	N/A	\$126
AN1	36x84	\$3,676	\$4,044	\$4,228	15%	\$370	N/A	\$128	\$155	N/A	N/A	\$126
AN1	36x96	\$3,676	\$4,044	\$4,228	15%	\$370	N/A	\$128	\$155	N/A	N/A	\$126
AN2	42x48	\$2,831	\$3,114	\$3,256	15%	N/A	N/A	\$128	\$155	N/A	N/A	\$217
AN2	42x60	\$3,297	\$3,627	\$3,792	15%	N/A	N/A	\$128	\$155	N/A	N/A	\$217
AN2	42x72	\$3,528	\$3,881	\$4,057	15%	N/A	N/A	\$128	\$155	N/A	N/A	\$217
AN2	42x84	\$3,957	\$4,353	\$4,550	15%	N/A	N/A	\$128	\$155	N/A	N/A	\$217
AN2	42x96	\$3,957	\$4,353	\$4,550	15%	N/A	N/A	\$128	\$155	N/A	N/A	\$217
AN2	48x60	\$3,703	\$4,073	\$4,258	15%	N/A	N/A	\$128	\$155	N/A	N/A	\$217
AN2	48x72	\$4,232	\$4,655	\$4,867	15%	N/A	N/A	\$128	\$155	N/A	N/A	\$217
AN2	48x84	\$5,297	\$5,827	\$6,092	15%	N/A	N/A	\$128	\$155	N/A	N/A	\$217
AN2	48x96	\$5,297	\$5,827	\$6,092	15%	N/A	N/A	\$128	\$155	N/A	N/A	\$217

ANYWAY TABLES - (VENEER)



		Edge Choice: Wood (Red Oak & Maple)			Wood Upgrade	OPTIONS							
		V-12	V-23	V-19	Upgrade: Walnut / Mahogany / Cherry	NESTING	FLIP-TOP	POWDERCOAT UPGRADE	DELUXE CASTERS (BLK)	CENTER MOUNT ELEC. COLUMN	ADJ. HEIGHT PIN	SPECIAL HEIGHT	
		V-18	V-17	V-16									V-32
RACETRACK (RAC)													
AN1	36x72	\$3,391	\$3,730	\$3,900	15%	\$370	N/A	\$128	\$155	N/A	N/A	\$126	
AN1	36x84	\$4,185	\$4,603	\$4,812	15%	\$370	N/A	\$128	\$155	N/A	N/A	\$126	
AN1	36x96	\$4,185	\$4,603	\$4,812	15%	\$370	N/A	\$128	\$155	N/A	N/A	\$126	
AN2	42x96	\$5,805	\$6,386	\$6,676	15%	N/A	N/A	\$128	\$155	N/A	N/A	\$217	
AN2	42x120 (1 piece)	\$7,737	\$8,510	\$8,897	15%	N/A	N/A	\$128	\$232	N/A	N/A	\$217	
AN2	42x144 (1 piece)	\$8,871	\$9,758	\$10,202	15%	N/A	N/A	\$128	\$232	N/A	N/A	\$217	
AN2	48x96	\$5,805	\$6,386	\$6,676	15%	N/A	N/A	\$128	\$155	N/A	N/A	\$217	
AN2	48x120 (1 piece)	\$7,737	\$8,510	\$8,897	15%	N/A	N/A	\$128	\$232	N/A	N/A	\$217	
AN2	48x144 (1 piece)	\$8,871	\$9,758	\$10,202	15%	N/A	N/A	\$128	\$232	N/A	N/A	\$217	
BOAT (BOT)													
AN2	36x48x120 (1 piece)	\$6,978	\$7,676	\$8,025	15%	N/A	N/A	\$128	\$232	N/A	N/A	\$217	
AN2	36x48x144 (1 piece)	\$7,536	\$8,290	\$8,667	15%	N/A	N/A	\$128	\$232	N/A	N/A	\$217	
AN2	42x54x120 (1 piece)	\$7,327	\$8,060	\$8,426	15%	N/A	N/A	\$128	\$232	N/A	N/A	\$217	
AN2	42x54x144 (1 piece)	\$7,885	\$8,674	\$9,068	15%	N/A	N/A	\$128	\$232	N/A	N/A	\$217	
OVAL (OVL)													
AN1	36x60	\$3,656	\$4,021	\$4,204	15%	\$370	N/A	\$128	\$155	N/A	N/A	\$126	
AN1	36x72	\$3,656	\$4,021	\$4,204	15%	\$370	N/A	\$128	\$155	N/A	N/A	\$126	
AN1	36x84	\$4,714	\$5,185	\$5,421	15%	\$370	N/A	\$128	\$155	N/A	N/A	\$126	
AN1	36x96	\$4,714	\$5,185	\$5,421	15%	\$370	N/A	\$128	\$155	N/A	N/A	\$126	
AN2	42x72	\$5,264	\$5,790	\$6,054	15%	N/A	N/A	\$128	\$155	N/A	N/A	\$217	
AN2	42x84	\$6,788	\$7,466	\$7,806	15%	N/A	N/A	\$128	\$155	N/A	N/A	\$217	
AN2	42x96	\$6,788	\$7,466	\$7,806	15%	N/A	N/A	\$128	\$155	N/A	N/A	\$217	
AN2	48x84	\$7,399	\$8,138	\$8,508	15%	N/A	N/A	\$128	\$155	N/A	N/A	\$217	
AN2	48x96	\$6,404	\$7,044	\$7,364	15%	N/A	N/A	\$128	\$155	N/A	N/A	\$217	
AN2	48x120 (1 piece)	\$8,607	\$9,468	\$9,898	15%	N/A	N/A	\$128	\$155	N/A	N/A	\$217	
TRAPEZOID (TRP)													
AN1	24x24x48	\$2,942	\$3,236	\$3,383	15%	\$370	N/A	\$128	\$155	N/A	N/A	\$126	
AN1	24x36x60	\$3,594	\$3,954	\$4,133	15%	\$370	N/A	\$128	\$155	N/A	N/A	\$126	
AN1	30x30x60	\$3,436	\$3,780	\$3,952	15%	\$370	N/A	\$128	\$155	N/A	N/A	\$126	
AN1	30x42x72	\$4,209	\$4,630	\$4,840	15%	\$370	N/A	\$128	\$155	N/A	N/A	\$126	
HALF ROUND (HRD)													
AN1	24x48	\$2,774	\$3,051	\$3,190	15%	\$370	N/A	\$128	\$155	N/A	N/A	\$126	
AN1	30x60	\$3,259	\$3,584	\$3,747	15%	\$370	N/A	\$128	\$155	N/A	N/A	\$126	
AN1	36x72	\$3,758	\$4,134	\$4,322	15%	\$370	N/A	\$128	\$155	N/A	N/A	\$126	
CRESCENT (CRT)													
AN1	24x24x48	\$2,942	\$3,236	\$3,383	15%	\$370	N/A	\$128	\$155	N/A	N/A	\$126	
AN1	30x30x60	\$3,436	\$3,780	\$3,952	15%	\$370	N/A	\$128	\$155	N/A	N/A	\$126	

DISCUS



DISCUS

The classic flat Discus base provides a non-intrusive place for the eye (and foot) to rest. Perfect for dining facilities or meeting rooms, Discus adds a timeless, elegant look to your space. Discus tables have 6 adjustable glides, ideal for placing tables together, even on uneven surfaces.

Pedestal Specifications:

Finishes: Available in 40+ standard powder coat finishes. Chrome plated finishes are offered at an additional charge. Our unique mechanical construction enables a flawless seam when mixing column finishes with any base finish. Custom finishes available. Please contact Customer Service for quotation.

Glides and Casters: All Discus bases come with 6 adjustable 1" diameter stainless steel glides. CASTERS NOT AVAILABLE.

Pedestal Specifications


Flat-shaped base features 18 gauge spun steel with a specially designed weight for maximum stability. 3" and 4" columns are 16 gauge. All columns are welded flash controlled steel tubing square cut to insure levelness. Cast iron spiders are machined for column recess and bolted with 1/2"-13 steel threaded rod.

Discus Table Options

There are several options available on Discus including:

- Flip Top
- Center Mount Electrical Column
- Floor Access Electrical Column
- Special Height

DISCUS BASE SPECIFICATIONS

	<u>Smart Code</u>	<u>Base Size</u>	<u>Column Diameter</u>	<u>Top Capacity</u>
	DSX-18X	18"	3"	24" SQ & RND
	DSX-22X	22"	3"	30" SQ & 36" RND
	DSX-28X	28"	4"	42" SQ & 60" RND

DISCUS TABLES - (LAMINATE - PVC EDGE)



Edge Choice: PVC & T-Mold				Laminate Upgrades		Light Weight	OPTIONS					
T-15	L-18	P-14	PK-2	Laminate Upgrade I	Laminate Upgrade II	Light Weight (PVC only - 1" top)	FLIP-TOP	POWDERCOAT UPGRADE	CHROME	CENTER MOUNT ELEC.	FLOOR ACCESS ELEC. COLUMN	SPECIAL HEIGHT
P-10 (self)	L-21		PK-4	ADD	ADD	ADD	ADD	ADD	ADD	ADD	ADD	ADD
L-15	P-12		L-23									
SQUARE (SQR)												
DSX 24x24	\$857	\$900	\$942	\$64	\$171	\$150	\$107	\$128	\$258	\$322	\$516	\$77
DSX 30x30	\$1,002	\$1,052	\$1,102	\$75	\$200	\$175	\$107	\$128	\$258	\$322	\$516	\$77
DSX 36x36	\$1,286	\$1,350	\$1,415	\$96	\$257	\$225	\$107	\$128	\$258	\$322	\$516	\$77
DSX 42x42	\$1,388	\$1,457	\$1,526	\$104	\$278	\$243	\$107	\$128	\$258	\$322	\$516	\$77
DSX 48x48	\$1,499	\$1,574	\$1,649	\$112	\$300	\$262	N/A	\$128	\$258	N/A	\$516	\$77
ROUND (RND)												
DSX 24	\$886	\$931	\$975	\$66	\$177	\$155	\$107	\$128	\$258	\$322	\$516	\$77
DSX 30	\$1,028	\$1,079	\$1,131	\$77	\$206	\$180	\$107	\$128	\$258	\$322	\$516	\$77
DSX 36	\$1,113	\$1,169	\$1,224	\$83	\$223	\$195	\$107	\$128	\$258	\$322	\$516	\$77
DSX 42	\$1,407	\$1,478	\$1,548	\$106	\$281	\$246	\$107	\$128	\$258	\$322	\$516	\$77
DSX 48	\$1,519	\$1,595	\$1,671	\$114	\$304	\$266	\$107	\$128	\$258	\$322	\$516	\$77
DSX 54	\$1,644	\$1,726	\$1,808	\$123	\$329	\$288	N/A	\$128	\$258	N/A	N/A	\$77
DSX 60	\$1,808	\$1,899	\$1,989	\$136	\$362	\$316	N/A	\$128	\$258	N/A	N/A	\$77
RECTANGLE (REC)												
DSX2 24x60 (2 bases)	\$1,624	\$1,705	\$1,786	\$122	\$325	\$284	N/A	\$255	\$516	N/A	N/A	\$153
DSX2 24x72 (2 bases)	\$1,692	\$1,777	\$1,861	\$127	\$338	\$296	N/A	\$255	\$516	N/A	N/A	\$153
DSX2 30x60 (2 bases)	\$1,838	\$1,930	\$2,022	\$138	\$368	\$322	N/A	\$255	\$516	N/A	N/A	\$153
DSX2 30x72 (2 bases)	\$1,847	\$1,939	\$2,031	\$139	\$369	\$323	N/A	\$255	\$516	N/A	N/A	\$153
DSX2 36x48 (2 bases)	\$2,208	\$2,319	\$2,429	\$166	\$442	\$386	N/A	\$255	\$516	N/A	N/A	\$153
DSX2 36x60 (2 bases)	\$2,303	\$2,418	\$2,534	\$173	\$461	\$403	N/A	\$255	\$516	N/A	N/A	\$153
DSX2 36x72 (2 bases)	\$2,398	\$2,518	\$2,638	\$180	\$480	\$420	N/A	\$255	\$516	N/A	N/A	\$153

DISCUS TABLES - (LAMINATE - WOOD EDGE)



		Edge Choice: Wood (Red Oak & Maple)			Wood Upgrade	OPTIONS					
		W-12	W-23	W-19	Upgrade: Walnut / Mahogany / Cherry	FLIP-TOP	POWDERCOAT UPGRADE	CHROME	CENTER MOUNT ELEC. COLUMN	FLOOR ACCESS ELEC. COLUMN	SPECIAL HEIGHT
		W-18	W-17	W-16							
SQUARE (SQR)											
DSX	24x24	\$1,285	\$1,499	\$1,714	15%	\$107	\$128	\$258	\$322	\$516	\$77
DSX	30x30	\$1,503	\$1,753	\$2,004	15%	\$107	\$128	\$258	\$322	\$516	\$77
DSX	36x36	\$1,929	\$2,250	\$2,572	15%	\$107	\$128	\$258	\$322	\$516	\$77
DSX	42x42	\$2,602	\$3,122	\$3,469	15%	\$107	\$128	\$258	\$322	\$516	\$77
DSX	48x48	\$3,122	\$3,747	\$4,163	15%	N/A	\$128	\$258	N/A	\$516	\$77
ROUND (RND)											
DSX	24	\$1,329	\$1,551	\$1,772	15%	\$107	\$128	\$258	\$322	\$516	\$77
DSX	30	\$1,542	\$1,799	\$2,056	15%	\$107	\$128	\$258	\$322	\$516	\$77
DSX	36	\$1,670	\$1,948	\$2,226	15%	\$107	\$128	\$258	\$322	\$516	\$77
DSX	42	\$2,638	\$3,166	\$3,518	15%	\$107	\$128	\$258	\$322	\$516	\$77
DSX	48	\$2,848	\$3,418	\$3,797	15%	\$107	\$128	\$258	\$322	\$516	\$77
DSX	54	\$3,082	\$3,699	\$4,110	15%	N/A	\$128	\$258	N/A	N/A	\$77
DSX	60	\$3,391	\$4,069	\$4,521	15%	N/A	\$128	\$258	N/A	N/A	\$77
RECTANGLE (REC)											
DSX2	24x60 (2 bases)	\$2,125	\$2,486	\$2,868	15%	N/A	\$255	\$516	N/A	N/A	\$153
DSX2	24x72 (2 bases)	\$2,262	\$2,646	\$3,053	15%	N/A	\$255	\$516	N/A	N/A	\$153
DSX2	30x60 (2 bases)	\$2,413	\$2,823	\$3,257	15%	N/A	\$255	\$516	N/A	N/A	\$153
DSX2	30x72 (2 bases)	\$2,430	\$2,844	\$3,281	15%	N/A	\$255	\$516	N/A	N/A	\$153
DSX2	36x48 (2 bases)	\$2,762	\$3,232	\$3,729	15%	N/A	\$255	\$516	N/A	N/A	\$153
DSX2	36x60 (2 bases)	\$2,952	\$3,454	\$3,986	15%	N/A	\$255	\$516	N/A	N/A	\$153
DSX2	36x72 (2 bases)	\$3,142	\$3,677	\$4,242	15%	N/A	\$255	\$516	N/A	N/A	\$153

DISCUS TABLES - (VENEER)



Edge Choice: Wood (Red Oak & Maple)				Wood Upgrade	OPTIONS						
V-12	V-23	V-19		Upgrade: Walnut / Mahogany / Cherry	FLIP-TOP	POWDERCOAT UPGRADE	CHROME	CENTER MOUNT ELEC. COLUMN	FLOOR ACCESS ELEC. COLUMN	SPECIAL HEIGHT	
	V-18	V-17		ADD	ADD	ADD	ADD	ADD	ADD	ADD	
	V-16	V-32									
SQUARE (SQR)											
DSX 24x24	\$1,326	\$1,458	\$1,525	15%	\$107	\$128	\$258	\$322	\$516	\$77	
DSX 30x30	\$1,761	\$1,937	\$2,025	15%	\$107	\$128	\$258	\$322	\$516	\$77	
DSX 36x36	\$2,430	\$2,673	\$2,795	15%	\$107	\$128	\$258	\$322	\$516	\$77	
DSX 42x42	\$2,948	\$3,243	\$3,390	15%	\$107	\$128	\$258	\$322	\$516	\$77	
DSX 48x48	\$3,538	\$3,892	\$4,069	15%	N/A	\$128	\$258	N/A	\$516	\$77	
ROUND (RND)											
DSX 24	\$1,443	\$1,587	\$1,659	15%	\$107	\$128	\$258	\$322	\$516	\$77	
DSX 30	\$1,953	\$2,148	\$2,246	15%	\$107	\$128	\$258	\$322	\$516	\$77	
DSX 36	\$2,479	\$2,727	\$2,851	15%	\$107	\$128	\$258	\$322	\$516	\$77	
DSX 42	\$3,341	\$3,675	\$3,842	15%	\$107	\$128	\$258	\$322	\$516	\$77	
DSX 48	\$4,060	\$4,466	\$4,669	15%	\$107	\$128	\$258	\$322	\$516	\$77	
DSX 54	\$4,879	\$5,367	\$5,611	15%	N/A	\$128	\$258	N/A	N/A	\$77	
DSX 60	\$5,855	\$6,440	\$6,733	15%	N/A	\$128	\$258	N/A	N/A	\$77	
RECTANGLE (REC)											
DSX2 24x60 (2 bases)	\$2,474	\$2,722	\$2,845	15%	N/A	\$255	\$516	N/A	N/A	\$153	
DSX2 24x72 (2 bases)	\$2,746	\$3,020	\$3,158	15%	N/A	\$255	\$516	N/A	N/A	\$153	
DSX2 30x60 (2 bases)	\$2,928	\$3,220	\$3,367	15%	N/A	\$255	\$516	N/A	N/A	\$153	
DSX2 30x72 (2 bases)	\$3,262	\$3,588	\$3,751	15%	N/A	\$255	\$516	N/A	N/A	\$153	
DSX2 36x48 (2 bases)	\$3,256	\$3,582	\$3,744	15%	N/A	\$255	\$516	N/A	N/A	\$153	
DSX2 36x60 (2 bases)	\$3,653	\$4,018	\$4,201	15%	N/A	\$255	\$516	N/A	N/A	\$153	
DSX2 36x72 (2 bases)	\$4,050	\$4,455	\$4,658	15%	N/A	\$255	\$516	N/A	N/A	\$153	

ENCORE



ENCORE

The Encore table series was designed as a cost-effective Parson's table with nice aesthetic details. Starting with the ability to use any laminate for greater design flexibility, then having mitered corners to make an incredibly clean aesthetic with the laminate matching up at the corners. The Encore is a perfect table for conference, dining, meeting, café, and library applications.

CONSTRUCTION:

The inner skeleton of the Encore is comprised of ¾" multi-ply hardwood frames that extend from the bottom of one end panel, across the entire bottom of the table top, and to the bottom of the other end panel to give the table the strength and avoid the warping of the top. From that point an additional sheet of ¾" multi-ply hardwood is attached to the inside and outside of the end panels and the top, and those items are covered with the laminate of your choice. The underside of the table is a laminated removal panel that allows access to the inner skeleton to access electrical if required.

THICKNESS OF TOP AND END PANELS:

A standard Encore table has a 3" thick top and end panels, if adding electrical into the top, appropriate grommets will be cut into the tops for the electrical. If electrical is specified to go into the table, then the overall thickness of the top and end panels grow to 4 1/2" to allow space for the electrical unit.


SHIPPING:

Please note that the Encore table SHIPS COMPLETELY ASSEMBLED, so please ensure that the table will fit through doorways and into freight elevators prior to ordering.

**ENCORE (ALL WOOD CONSTRUCTION)
WORK TABLES - SLAB ENDS ****

NOTE: Price includes crating cost for shipping



Edge Choice: Self	Laminate Upgrades	
	Laminate Upgrade I	Laminate Upgrade II
 P-10 (self)		
	ADD	ADD
RECTANGLE (REC) - SEATED HEIGHT		
ENCORE 24x60x30	\$3,406	\$255 \$681
ENCORE 24x72x30	\$3,619	\$271 \$724
ENCORE 24x84x30	\$3,883	\$291 \$777
ENCORE 24x96x30	\$4,096	\$307 \$819
ENCORE 24x120x30 (3 Legs / 2 Piece)	\$6,131	\$460 \$1,226
ENCORE 24x144x30 (3 Legs / 2 Piece)	\$6,514	\$489 \$1,303
ENCORE 30x60x30	\$3,704	\$278 \$741
ENCORE 30x72x30	\$3,936	\$295 \$787
ENCORE 30x84x30	\$4,348	\$326 \$870
ENCORE 30x96x30	\$4,612	\$346 \$922
ENCORE 30x120x30 (3 Legs / 2 Piece)	\$6,668	\$500 \$1,334
ENCORE 30x144x30 (3 Legs / 2 Piece)	\$7,085	\$531 \$1,417
ENCORE 36x60x30	\$4,238	\$318 \$848
ENCORE 36x72x30	\$4,562	\$342 \$912
ENCORE 36x84x30	\$4,803	\$360 \$961
ENCORE 36x96x30	\$5,053	\$379 \$1,011
ENCORE 36x120x30 (3 Legs / 2 Piece)	\$7,629	\$572 \$1,526
ENCORE 36x144x30 (3 Legs / 2 Piece)	\$8,211	\$616 \$1,642
ENCORE 42x60x30	\$4,601	\$345 \$920
ENCORE 42x72x30	\$4,933	\$370 \$987
ENCORE 42x84x30	\$5,009	\$376 \$1,002
ENCORE 42x96x30	\$5,351	\$401 \$1,070
ENCORE 42x120x30 (3 Legs / 2 Piece)	\$8,281	\$621 \$1,656
ENCORE 42x144x30 (3 Legs / 2 Piece)	\$8,880	\$666 \$1,776
ENCORE 48x60x30	\$5,244	\$393 \$1,049
ENCORE 48x72x30	\$5,602	\$420 \$1,120
ENCORE 48x84x30	\$5,486	\$411 \$1,097
ENCORE 48x96x30	\$5,950	\$446 \$1,190
ENCORE 48x120x30 (3 Legs / 2 Piece)	\$9,439	\$708 \$1,888
ENCORE 48x144x30 (3 Legs / 2 Piece)	\$10,083	\$756 \$2,017
RECTANGLE (REC) - STANDING HEIGHT		
ENCORE 24x60x42	\$3,529	\$265 \$706
ENCORE 24x72x42	\$3,742	\$281 \$748
ENCORE 24x84x42	\$4,006	\$300 \$801
ENCORE 24x96x42	\$4,219	\$316 \$844
ENCORE 24x120x42 (3 Legs / 2 Piece)	\$6,352	\$476 \$1,270
ENCORE 24x144x42 (3 Legs / 2 Piece)	\$6,735	\$505 \$1,347
ENCORE 30x60x42	\$3,855	\$289 \$771
ENCORE 30x72x42	\$4,087	\$307 \$817
ENCORE 30x84x42	\$4,563	\$342 \$913
ENCORE 30x96x42	\$4,870	\$365 \$974

**ENCORE (ALL WOOD CONSTRUCTION)
WORK TABLES - SLAB ENDS ****

NOTE: Price includes crating cost for shipping



Edge Choice: Self	Laminate Upgrades		
	Laminate Upgrade I	Laminate Upgrade II	
 P-10 (self)	ADD	ADD	
ENCORE 30x120x42 (3 Legs / 2 Piece)	\$6,939	\$520	\$1,388
ENCORE 30x144x42 (3 Legs / 2 Piece)	\$7,357	\$552	\$1,471
ENCORE 36x60x42	\$4,620	\$346	\$924
ENCORE 36x72x42	\$4,879	\$366	\$976
ENCORE 36x84x42	\$5,120	\$384	\$1,024
ENCORE 36x96x42	\$5,371	\$403	\$1,074
ENCORE 36x120x42 (3 Legs / 2 Piece)	\$8,316	\$624	\$1,663
ENCORE 36x144x42 (3 Legs / 2 Piece)	\$8,783	\$659	\$1,757
ENCORE 42x60x42	\$4,808	\$361	\$962
ENCORE 42x72x42	\$5,150	\$386	\$1,030
ENCORE 42x84x42	\$5,346	\$401	\$1,069
ENCORE 42x96x42	\$5,607	\$420	\$1,121
ENCORE 42x120x42 (3 Legs / 2 Piece)	\$8,655	\$649	\$1,731
ENCORE 42x144x42 (3 Legs / 2 Piece)	\$9,270	\$695	\$1,854
ENCORE 48x60x42	\$5,254	\$394	\$1,051
ENCORE 48x72x42	\$5,708	\$428	\$1,142
ENCORE 48x84x42	\$5,861	\$440	\$1,172
ENCORE 48x96x42	\$6,146	\$461	\$1,229
ENCORE 48x120x42 (3 Legs / 2 Piece)	\$9,458	\$709	\$1,892
ENCORE 48x144x42 (3 Legs / 2 Piece)	\$10,274	\$771	\$2,055

**** NOTE 1: If electrical is added, the thickness of the Encore table increases from 3" to 4-1/2"**

**** NOTE 2: Encore Tables Are All One Piece Except if Noted - Please Confirm Dimensions Will Fit Through Door Openings Before Ordering**

EXCALIBUR



EXCALIBUR

Excalibur tables were developed to offer you quality and styling. Stationary pedestals made of Flat Solid Steel allow the ultimate in a base foundation with unparalleled durability.

Table Pedestal Specifications

Finishes: Available in 40+ standard powder coat finishes. Chrome plated finishes are offered at an additional charge. Our unique mechanical construction enables a flawless seam when mixing column finishes with any base finish. Custom finishes available. Please contact Customer Service for quotation.

Glides and Casters: All tables are equipped with 1" diameter stainless steel, rubber cushioned glides with 1/2" long stem, fully threaded into solid steel base. Optional styles of glides and casters available at an additional charge.

Stationary Table Pedestals: Base of pedestal constructed of cold finished flat solid steel 3/4" x 2-1/4". Fully MIG welded for maximum support. Smaller pedestals equipped with powder coated 10" locking cast spider; larger pedestals equipped with 15" cast spider, machined for column recess to insure levelness. 2" diameter (14 gauge) and 3" diameter (16 gauge) columns constructed from welded, flash controlled tubing. Factory assembled with 1/2"-13 threaded steel rod and flange nut at 60 ft/lb torque. Standard with square ends. Beveled ends are available at an additional charge.

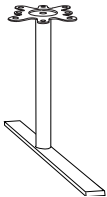
Excalibur Table Options

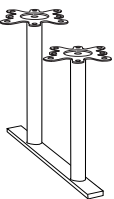
There are several options available on Excalibur including:

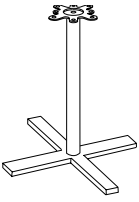
- Nesting
- Flip Top
- Center Mount Electrical Column
- Adjustable Height
- Special Height

EXCALIBUR

EXCALIBUR BASE SPECIFICATIONS

<u>Single Column End Base</u>	<u>Smart Code</u>	<u>Base Size</u>	<u>Column Diameter</u>	<u>Top Capacity</u>
	ES1-16EB	16"	2"	18"x96"
	ES1-20EB	20"	2"	24"x96"
	ES1-26EB	26"	2"	30"x96"

<u>Double Column End Base</u>	<u>Smart Code</u>	<u>Base Size</u>	<u>Column Diameter</u>	<u>Top Capacity</u>
	ES2-30EB	30"	2"	36" & 42"x96"
	ES2-36EB	36"	2"	48"x96"

<u>Cross Base</u>	<u>Smart Code</u>	<u>Base Size</u>	<u>Column Diameter</u>	<u>Top Capacity</u>
	ESX-20	20"	3"	24" SQ & RND
	ESX-26	26"	3"	30" SQ & RND
	ESX-30	30"	3"	36" SQ & 42" RND
	ESX-36	36"	3"	48" SQ & 54" RND



EXCALIBUR TABLES - (LAMINATE - PVC EDGE)

		Edge Choice: PVC & T-Mold				Laminate Upgrades		Light Weight	OPTIONS								
									NESTING	FLIP-TOP	POWDERCOAT UPGRADE	CHROME	DELUXE CASTERS (BLK)	EQUALIZER GLIDES	CENTER MOUNT ELEC.	ADJ. HEIGHT PIN	SPECIAL HEIGHT
							ADD	ADD	ADD	ADD	ADD	ADD	ADD	ADD	ADD	ADD	ADD
SQUARE (SQR)																	
ESX 24x24		\$889	\$934	\$978	\$67	\$178	\$156	N/A	\$107	\$128	\$258	\$155	\$58	\$322	N/A	\$77	
ESX 30x30		\$1,014	\$1,065	\$1,116	\$76	\$203	\$178	N/A	\$107	\$128	\$258	\$155	\$58	\$322	N/A	\$77	
ESX 36x36		\$1,201	\$1,261	\$1,321	\$90	\$240	\$210	N/A	\$107	\$128	\$258	\$155	\$58	\$322	N/A	\$77	
ESX 42x42		\$1,397	\$1,467	\$1,537	\$105	\$279	\$244	N/A	\$107	\$128	\$258	\$155	\$58	\$322	N/A	\$77	
ESX-4 48x48		\$1,816	\$1,907	\$1,998	\$136	\$363	\$318	N/A	N/A	\$128	\$258	\$155	\$58	\$322	N/A	\$77	
ROUND (RND)																	
ESX 24		\$917	\$963	\$1,009	\$69	\$183	\$161	N/A	\$107	\$128	\$258	\$155	\$58	\$322	N/A	\$77	
ESX 30		\$1,039	\$1,091	\$1,143	\$78	\$208	\$182	N/A	\$107	\$128	\$258	\$155	\$58	\$322	N/A	\$77	
ESX 36		\$1,224	\$1,285	\$1,347	\$92	\$245	\$214	N/A	\$107	\$128	\$258	\$155	\$58	\$322	N/A	\$77	
ESX 42		\$1,323	\$1,389	\$1,455	\$99	\$265	\$231	N/A	\$107	\$128	\$258	\$155	\$58	\$322	N/A	\$77	
ESX 48		\$1,528	\$1,604	\$1,681	\$115	\$306	\$267	N/A	\$107	\$128	\$258	\$155	\$58	\$322	N/A	\$77	
ESX-4 60		\$1,987	\$2,086	\$2,185	\$149	\$397	\$348	N/A	N/A	\$128	\$258	\$155	\$58	N/A	N/A	\$77	
ESX-4 72		\$2,284	\$2,399	\$2,513	\$171	\$457	\$400	N/A	N/A	\$128	\$258	\$155	\$58	N/A	N/A	\$77	
RECTANGLE (REC)																	
ES1 18x48		\$1,132	\$1,189	\$1,246	\$85	\$226	\$198	\$370	N/A	\$128	\$322	\$155	\$58	N/A	N/A	\$126	
ES1 18x60		\$1,188	\$1,247	\$1,306	\$89	\$238	\$208	\$370	N/A	\$128	\$322	\$155	\$58	N/A	N/A	\$126	
ES1 18x72		\$1,243	\$1,305	\$1,367	\$93	\$249	\$217	\$370	N/A	\$128	\$322	\$155	\$58	N/A	N/A	\$126	
ES1 18x84		\$1,298	\$1,363	\$1,428	\$97	\$260	\$227	\$370	N/A	\$128	\$322	\$155	\$58	N/A	N/A	\$126	
ES1 18x96		\$1,353	\$1,421	\$1,489	\$101	\$271	\$237	\$370	N/A	\$128	\$322	\$155	\$58	N/A	N/A	\$126	
ES1 24x48		\$1,238	\$1,300	\$1,362	\$93	\$248	\$217	\$370	N/A	\$128	\$322	\$155	\$58	N/A	\$677	\$126	
ESX 24x48 (ESX2036-2)		\$1,549	\$1,626	\$1,704	\$116	\$310	\$271	N/A	N/A	\$255	\$645	N/A	\$116	N/A	N/A	\$253	
ES1 24x60		\$1,307	\$1,372	\$1,438	\$98	\$261	\$229	\$370	N/A	\$128	\$322	\$155	\$58	N/A	\$677	\$126	
ES1 24x72		\$1,375	\$1,444	\$1,513	\$103	\$275	\$241	\$370	N/A	\$128	\$322	\$155	\$58	N/A	\$677	\$126	
ES1 24x84		\$1,444	\$1,516	\$1,588	\$108	\$289	\$253	\$370	N/A	\$128	\$322	\$155	\$58	N/A	N/A	\$126	
ES1 24x96		\$1,512	\$1,588	\$1,664	\$113	\$302	\$265	\$370	N/A	\$128	\$322	\$155	\$58	N/A	N/A	\$126	
ES1 30x48		\$1,367	\$1,435	\$1,504	\$103	\$273	\$239	\$370	N/A	\$128	\$322	\$155	\$58	N/A	\$677	\$126	
ESX 30x48 (ESX2636-2)		\$1,598	\$1,678	\$1,758	\$120	\$320	\$280	N/A	N/A	\$255	\$645	N/A	\$116	N/A	N/A	\$253	
ES1 30x60		\$1,449	\$1,521	\$1,594	\$109	\$290	\$254	\$370	N/A	\$128	\$322	\$155	\$58	N/A	\$677	\$126	
ES1 30x72		\$1,458	\$1,530	\$1,603	\$109	\$292	\$255	\$370	N/A	\$128	\$322	\$155	\$58	N/A	\$677	\$126	
ES1 30x84		\$1,612	\$1,693	\$1,773	\$121	\$322	\$282	\$370	N/A	\$128	\$322	\$155	\$58	N/A	N/A	\$126	
ES1 30x96		\$1,694	\$1,779	\$1,863	\$127	\$339	\$296	\$370	N/A	\$128	\$322	\$155	\$58	N/A	N/A	\$126	
ES2 36x48		\$1,626	\$1,707	\$1,788	\$122	\$325	\$284	N/A	N/A	\$128	\$516	\$155	\$58	N/A	N/A	\$217	
ES2 36x60		\$1,721	\$1,807	\$1,893	\$129	\$344	\$301	N/A	N/A	\$128	\$516	\$155	\$58	N/A	N/A	\$217	
ES2 36x72		\$1,816	\$1,907	\$1,997	\$136	\$363	\$318	N/A	N/A	\$128	\$516	\$155	\$58	N/A	N/A	\$217	
ES2 36x84		\$1,911	\$2,006	\$2,102	\$143	\$382	\$334	N/A	N/A	\$128	\$516	\$155	\$58	N/A	N/A	\$217	
ES2 36x96		\$2,006	\$2,106	\$2,207	\$150	\$401	\$351	N/A	N/A	\$128	\$516	\$155	\$58	N/A	N/A	\$217	
ES2 42x48		\$1,687	\$1,771	\$1,855	\$126	\$337	\$295	N/A	N/A	\$128	\$516	\$155	\$58	N/A	N/A	\$217	
ES2 42x60		\$1,795	\$1,885	\$1,974	\$135	\$359	\$314	N/A	N/A	\$128	\$516	\$155	\$58	N/A	N/A	\$217	
ES2 42x72		\$1,903	\$1,998	\$2,094	\$143	\$381	\$333	N/A	N/A	\$128	\$516	\$155	\$58	N/A	N/A	\$217	










EXCALIBUR TABLES - (LAMINATE - PVC EDGE)

		Edge Choice: PVC & T-Mold				Laminate Upgrades		Light Weight	OPTIONS								
		T-15	L-18	P-14	PK-2	Laminate Upgrade I	Laminate Upgrade II	Light Weight (PVC only - 1" top)	NESTING	FLIP-TOP	POWDERCOAT UPGRADE	CHROME	DELUXE CASTERS (BLK)	EQUALIZER GLIDES	CENTER MOUNT ELEC.	ADJ. HEIGHT PIN	SPECIAL HEIGHT
		P-10 (self)	L-21		PK-4	ADD	ADD	ADD	ADD	ADD	ADD	ADD	ADD	ADD	ADD	ADD	ADD
		L-15	P-12		L-23												
ES2	42x84	\$2,012	\$2,112	\$2,213	\$151	\$402	\$352	N/A	N/A	\$128	\$516	\$155	\$58	N/A	N/A	\$217	
ES2	42x96	\$2,120	\$2,226	\$2,332	\$159	\$424	\$371	N/A	N/A	\$128	\$516	\$155	\$58	N/A	N/A	\$217	
ES2	48x72	\$2,163	\$2,271	\$2,379	\$162	\$433	\$378	N/A	N/A	\$128	\$516	\$155	\$58	N/A	N/A	\$217	
ES2	48x84	\$2,284	\$2,399	\$2,513	\$171	\$457	\$400	N/A	N/A	\$128	\$516	\$155	\$58	N/A	N/A	\$217	
ES2	48x96	\$2,406	\$2,526	\$2,647	\$180	\$481	\$421	N/A	N/A	\$128	\$516	\$155	\$58	N/A	N/A	\$217	



EXCALIBUR TABLES - (LAMINATE - WOOD EDGE)

		Edge Choice: Wood (Red Oak & Maple)			Wood Upgrade	OPTIONS								
					Upgrade: Walnut / Mahogany / Cherry	NESTING	FLIP-TOP	POWDERCOAT UPGRADE	CHROME	DELUXE CASTERS (BLK)	EQUALIZER GLIDES	CENTER MOUNT ELEC. COLUMN	ADJ. HEIGHT PIN	SPECIAL HEIGHT
		W-12	W-23	W-19		ADD	ADD	ADD	ADD	ADD	ADD	ADD	ADD	ADD
														
			W-18	W-17										
														
			W-16	W-32										
SQUARE (SQR)														
ESX 24x24		\$1,334	\$1,557	\$1,779	15%	N/A	\$107	\$128	\$258	\$155	\$58	\$322	N/A	\$77
ESX 30x30		\$1,522	\$1,775	\$2,029	15%	N/A	\$107	\$128	\$258	\$155	\$58	\$322	N/A	\$77
ESX 36x36		\$1,802	\$2,102	\$2,403	15%	N/A	\$107	\$128	\$258	\$155	\$58	\$322	N/A	\$77
ESX 42x42		\$2,619	\$3,143	\$3,492	15%	N/A	\$107	\$128	\$258	\$155	\$58	\$322	N/A	\$77
ESX-4 48x48		\$3,405	\$4,086	\$4,540	15%	N/A	N/A	\$128	\$258	\$155	\$58	\$322	N/A	\$77
ROUND (RND)														
ESX 24		\$1,376	\$1,605	\$1,835	15%	N/A	\$107	\$128	\$258	\$155	\$58	\$322	N/A	\$77
ESX 30		\$1,559	\$1,819	\$2,078	15%	N/A	\$107	\$128	\$258	\$155	\$58	\$322	N/A	\$77
ESX 36		\$1,836	\$2,142	\$2,448	15%	N/A	\$107	\$128	\$258	\$155	\$58	\$322	N/A	\$77
ESX 42		\$2,480	\$2,976	\$3,306	15%	N/A	\$107	\$128	\$258	\$155	\$58	\$322	N/A	\$77
ESX 48		\$2,865	\$3,438	\$3,820	15%	N/A	\$107	\$128	\$258	\$155	\$58	\$322	N/A	\$77
ESX-4 60		\$3,725	\$4,470	\$4,966	15%	N/A	N/A	\$128	\$258	\$155	\$58	N/A	N/A	\$77
ESX-4 72		\$4,470	\$5,364	\$5,960	15%	N/A	N/A	\$128	\$258	\$155	\$58	N/A	N/A	\$77
RECTANGLE (REC)														
ES1 18x48		\$1,699	\$1,982	\$2,265	15%	\$370	N/A	\$128	\$322	\$155	\$58	N/A	N/A	\$126
ES1 18x60		\$1,781	\$2,078	\$2,375	15%	\$370	N/A	\$128	\$322	\$155	\$58	N/A	N/A	\$126
ES1 18x72		\$1,864	\$2,175	\$2,486	15%	\$370	N/A	\$128	\$322	\$155	\$58	N/A	N/A	\$126
ES1 18x84		\$2,030	\$2,368	\$2,707	15%	\$370	N/A	\$128	\$322	\$155	\$58	N/A	N/A	\$126
ES1 18x96		\$2,030	\$2,368	\$2,707	15%	\$370	N/A	\$128	\$322	\$155	\$58	N/A	N/A	\$126
ES1 24x48		\$1,858	\$2,167	\$2,477	15%	\$370	N/A	\$128	\$322	\$155	\$58	N/A	\$677	\$126
ESX 24x48 (ESX2036-2)		\$1,731	\$2,025	\$2,302	15%	N/A	N/A	\$255	\$645	N/A	\$116	N/A	N/A	\$253
ES1 24x60		\$1,960	\$2,287	\$2,614	15%	\$370	N/A	\$128	\$322	\$155	\$58	N/A	\$677	\$126
ES1 24x72		\$2,063	\$2,407	\$2,751	15%	\$370	N/A	\$128	\$322	\$155	\$58	N/A	\$677	\$126
ES1 24x84		\$2,269	\$2,647	\$3,025	15%	\$370	N/A	\$128	\$322	\$155	\$58	N/A	N/A	\$126
ES1 24x96		\$2,269	\$2,647	\$3,025	15%	\$370	N/A	\$128	\$322	\$155	\$58	N/A	N/A	\$126
ES1 30x48		\$2,050	\$2,392	\$2,734	15%	\$370	N/A	\$128	\$322	\$155	\$58	N/A	\$677	\$126
ESX 30x48 (ESX2636-2)		\$1,795	\$2,100	\$2,387	15%	N/A	N/A	\$255	\$645	N/A	\$116	N/A	N/A	\$253
ES1 30x60		\$2,173	\$2,535	\$2,897	15%	\$370	N/A	\$128	\$322	\$155	\$58	N/A	\$677	\$126
ES1 30x72		\$2,186	\$2,551	\$2,915	15%	\$370	N/A	\$128	\$322	\$155	\$58	N/A	\$677	\$126
ES1 30x84		\$2,541	\$2,965	\$3,388	15%	\$370	N/A	\$128	\$322	\$155	\$58	N/A	N/A	\$126
ES1 30x96		\$2,541	\$2,965	\$3,388	15%	\$370	N/A	\$128	\$322	\$155	\$58	N/A	N/A	\$126
ES2 36x48		\$2,439	\$2,845	\$3,251	15%	N/A	N/A	\$128	\$516	\$155	\$58	N/A	N/A	\$217
ES2 36x60		\$2,581	\$3,011	\$3,442	15%	N/A	N/A	\$128	\$516	\$155	\$58	N/A	N/A	\$217
ES2 36x72		\$2,724	\$3,178	\$3,632	15%	N/A	N/A	\$128	\$516	\$155	\$58	N/A	N/A	\$217
ES2 36x84		\$3,009	\$3,511	\$4,012	15%	N/A	N/A	\$128	\$516	\$155	\$58	N/A	N/A	\$217
ES2 36x96		\$3,009	\$3,511	\$4,012	15%	N/A	N/A	\$128	\$516	\$155	\$58	N/A	N/A	\$217
ES2 42x48		\$3,162	\$3,795	\$4,216	15%	N/A	N/A	\$128	\$516	\$155	\$58	N/A	N/A	\$217
ES2 42x60		\$3,365	\$4,039	\$4,487	15%	N/A	N/A	\$128	\$516	\$155	\$58	N/A	N/A	\$217
ES2 42x72		\$3,534	\$4,240	\$4,712	15%	N/A	N/A	\$128	\$516	\$155	\$58	N/A	N/A	\$217










EXCALIBUR TABLES - (LAMINATE - WOOD EDGE)

		Edge Choice: Wood (Red Oak & Maple)			Wood Upgrade	OPTIONS									
		W-12	W-23	W-19	Upgrade: Walnut / Mahogany / Cherry	NESTING	FLIP-TOP	POWDERCOAT UPGRADE	CHROME	DELUXE CASTERS (BLK)	EQUALIZER GLIDES	CENTER MOUNT ELEC. COLUMN	ADJ. HEIGHT PIN	SPECIAL HEIGHT	
						ADD	ADD	ADD	ADD	ADD	ADD	ADD	ADD	ADD	
		W-16	W-17	W-32											
ES2	42x84	\$3,710	\$4,453	\$4,947	15%	N/A	N/A	\$128	\$516	\$155	\$58	N/A	N/A	\$217	
ES2	42x96	\$3,896	\$4,675	\$5,195	15%	N/A	N/A	\$128	\$516	\$155	\$58	N/A	N/A	\$217	
ES2	48x72	\$4,055	\$4,866	\$5,407	15%	N/A	N/A	\$128	\$516	\$155	\$58	N/A	N/A	\$217	
ES2	48x84	\$4,511	\$5,414	\$6,015	15%	N/A	N/A	\$128	\$516	\$155	\$58	N/A	N/A	\$217	
ES2	48x96	\$4,511	\$5,414	\$6,015	15%	N/A	N/A	\$128	\$516	\$155	\$58	N/A	N/A	\$217	

EXCALIBUR TABLES - (VENEER)



		Edge Choice: Wood (Red Oak & Maple)			Wood Upgrade	OPTIONS								
		 V-12	 V-23	 V-19	Upgrade: Walnut / Mahogany / Cherry	NESTING	FLIP-TOP	POWDERCOAT UPGRADE	CHROME	DELUXE CASTERS (BLK)	EQUALIZER GLIDES	CENTER MOUNT ELEC. COLUMN	ADJ. HEIGHT PIN	SPECIAL HEIGHT
		 V-18	 V-17											
		 V-16	 V-32											
SQUARE (SQR)														
ESX	24x24	\$1,539	\$1,693	\$1,770	15%	N/A	\$107	\$128	\$258	\$155	\$58	\$322	N/A	\$77
ESX	30x30	\$1,993	\$2,192	\$2,292	15%	N/A	\$107	\$128	\$258	\$155	\$58	\$322	N/A	\$77
ESX	36x36	\$2,523	\$2,775	\$2,901	15%	N/A	\$107	\$128	\$258	\$155	\$58	\$322	N/A	\$77
ESX	42x42	\$3,206	\$3,526	\$3,687	15%	N/A	\$107	\$128	\$258	\$155	\$58	\$322	N/A	\$77
ESX-4	48x48	\$4,168	\$4,584	\$4,793	15%	N/A	N/A	\$128	\$258	\$155	\$58	\$322	N/A	\$77
ROUND (RND)														
ESX	24	\$1,666	\$1,833	\$1,916	15%	N/A	\$107	\$128	\$258	\$155	\$58	\$322	N/A	\$77
ESX	30	\$2,201	\$2,421	\$2,532	15%	N/A	\$107	\$128	\$258	\$155	\$58	\$322	N/A	\$77
ESX	36	\$2,613	\$2,874	\$3,005	15%	N/A	\$107	\$128	\$258	\$155	\$58	\$322	N/A	\$77
ESX	42	\$3,239	\$3,563	\$3,725	15%	N/A	\$107	\$128	\$258	\$155	\$58	\$322	N/A	\$77
ESX	48	\$4,071	\$4,478	\$4,681	15%	N/A	\$107	\$128	\$258	\$155	\$58	\$322	N/A	\$77
ESX-4	60	\$5,292	\$5,821	\$6,086	15%	N/A	N/A	\$128	\$258	\$155	\$58	N/A	N/A	\$77
ESX-4	72	\$6,350	\$6,985	\$7,303	15%	N/A	N/A	\$128	\$258	\$155	\$58	N/A	N/A	\$77
RECTANGLE (REC)														
ES1	18x48	\$1,847	\$2,032	\$2,125	15%	\$370	N/A	\$128	\$322	\$155	\$58	N/A	N/A	\$126
ES1	18x60	\$2,112	\$2,323	\$2,429	15%	\$370	N/A	\$128	\$322	\$155	\$58	N/A	N/A	\$126
ES1	18x72	\$2,384	\$2,622	\$2,741	15%	\$370	N/A	\$128	\$322	\$155	\$58	N/A	N/A	\$126
ES1	18x84	\$2,927	\$3,220	\$3,366	15%	\$370	N/A	\$128	\$322	\$155	\$58	N/A	N/A	\$126
ES1	18x96	\$2,927	\$3,220	\$3,366	15%	\$370	N/A	\$128	\$322	\$155	\$58	N/A	N/A	\$126
ES1	24x48	\$2,460	\$2,706	\$2,829	15%	\$370	N/A	\$128	\$322	\$155	\$58	N/A	\$677	\$126
ESX	24x48 (ESX2036-2)	\$2,076	\$2,284	\$2,387	15%	N/A	N/A	N/A	\$645	N/A	\$116	N/A	N/A	\$253
ES1	24x60	\$2,157	\$2,373	\$2,481	15%	\$370	N/A	\$128	\$322	\$155	\$58	N/A	\$677	\$126
ES1	24x72	\$2,429	\$2,672	\$2,793	15%	\$370	N/A	\$128	\$322	\$155	\$58	N/A	\$677	\$126
ES1	24x84	\$2,972	\$3,269	\$3,418	15%	\$370	N/A	\$128	\$322	\$155	\$58	N/A	N/A	\$126
ES1	24x96	\$2,972	\$3,269	\$3,418	15%	\$370	N/A	\$128	\$322	\$155	\$58	N/A	N/A	\$126
ES1	30x48	\$2,204	\$2,424	\$2,535	15%	\$370	N/A	\$128	\$322	\$155	\$58	N/A	\$677	\$126
ESX	30x48 (ESX2636-2)	\$2,273	\$2,500	\$2,614	15%	N/A	N/A	N/A	\$645	N/A	\$116	N/A	N/A	\$253
ES1	30x60	\$2,538	\$2,792	\$2,919	15%	\$370	N/A	\$128	\$322	\$155	\$58	N/A	\$677	\$126
ES1	30x72	\$2,873	\$3,160	\$3,304	15%	\$370	N/A	\$128	\$322	\$155	\$58	N/A	\$677	\$126
ES1	30x84	\$3,541	\$3,895	\$4,072	15%	\$370	N/A	\$128	\$322	\$155	\$58	N/A	N/A	\$126
ES1	30x96	\$3,541	\$3,895	\$4,072	15%	\$370	N/A	\$128	\$322	\$155	\$58	N/A	N/A	\$126
ES2	36x48	\$2,674	\$2,941	\$3,075	15%	N/A	N/A	\$128	\$516	\$155	\$58	N/A	N/A	\$217
ES2	36x60	\$3,071	\$3,378	\$3,531	15%	N/A	N/A	\$128	\$516	\$155	\$58	N/A	N/A	\$217
ES2	36x72	\$3,468	\$3,814	\$3,988	15%	N/A	N/A	\$128	\$516	\$155	\$58	N/A	N/A	\$217
ES2	36x84	\$4,269	\$4,695	\$4,909	15%	N/A	N/A	\$128	\$516	\$155	\$58	N/A	N/A	\$217
ES2	36x96	\$4,269	\$4,695	\$4,909	15%	N/A	N/A	\$128	\$516	\$155	\$58	N/A	N/A	\$217
ES2	42x48	\$3,820	\$4,202	\$4,393	15%	N/A	N/A	\$128	\$516	\$155	\$58	N/A	N/A	\$217
ES2	42x60	\$4,426	\$4,869	\$5,090	15%	N/A	N/A	\$128	\$516	\$155	\$58	N/A	N/A	\$217
ES2	42x72	\$4,648	\$5,113	\$5,345	15%	N/A	N/A	\$128	\$516	\$155	\$58	N/A	N/A	\$217



EXCALIBUR TABLES - (VENEER)

		Edge Choice: Wood (Red Oak & Maple)			Wood Upgrade	OPTIONS									
		V-12	V-23	V-19	Upgrade: Walnut / Mahogany / Cherry	NESTING	FLIP-TOP	POWDERCOAT UPGRADE	CHROME	DELUXE CASTERS (BLK)	EQUALIZER GLIDES	CENTER MOUNT ELEC. COLUMN	ADJ. HEIGHT PIN	SPECIAL HEIGHT	
			V-18	V-17		ADD	ADD	ADD	ADD	ADD	ADD	ADD	ADD	ADD	
			V-16	V-32											
ES2	42x84	\$4,880	\$5,368	\$5,612	15%	N/A	N/A	\$128	\$516	\$155	\$58	N/A	N/A	\$217	
ES2	42x96	\$5,124	\$5,637	\$5,893	15%	N/A	N/A	\$128	\$516	\$155	\$58	N/A	N/A	\$217	
ES2	48x72	\$4,441	\$4,885	\$5,107	15%	N/A	N/A	\$128	\$516	\$155	\$58	N/A	N/A	\$217	
ES2	48x84	\$5,506	\$6,057	\$6,332	15%	N/A	N/A	\$128	\$516	\$155	\$58	N/A	N/A	\$217	
ES2	48x96	\$5,506	\$6,057	\$6,332	15%	N/A	N/A	\$128	\$516	\$155	\$58	N/A	N/A	\$217	

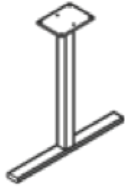
EXCALIBUR SQUARED



EXCALIBUR SQUARED

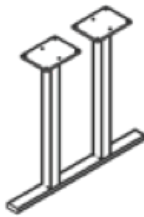
EXCALIBUR SQUARED BASE SPECIFICATIONS

Single Column End Base



<u>Smart Code</u>	<u>Base Size</u>	<u>Column Size</u>	<u>Top Capacity</u>
ESQ1-16EB	16"	2"	18"x96"
ESQ1-20EB	20"	2"	24"x96"
ESQ1-26EB	26"	2"	30"x96"

Double Column End Base



<u>Smart Code</u>	<u>Base Size</u>	<u>Column Size</u>	<u>Top Capacity</u>
ESQ2-30EB	30"	2"	42"x96"
ESQ2-36EB	36"	2"	48"x96"

Cross Base



<u>Smart Code</u>	<u>Base Size</u>	<u>Column Size</u>	<u>Top Capacity</u>
ESQX-20X	20"	2.5"	24" SQ & RND
ESQX-26X	26"	2.5"	30" SQ & RND
ESQX-30X	30"	2.5"	36" SQ & 42" RND
ESQX-36X	36"	2.5"	42" SQ & 48" RND

EXCALIBUR SQUARED TABLES - (LAMINATE - PVC EDGE)



	Edge Choice: PVC & T-Mold				Laminate Upgrades		Light Weight	OPTIONS								
	T-15	L-18	P-14	PK-2	Laminate Upgrade I	Laminate Upgrade II	Light Weight (PVC only - 1" top)	NESTING	FLIP-TOP	POWDERCOAT UPGRADE	CHROME	DELUXE CASTERS (BLK)	EQUALIZER GLIDES	ADJ. HEIGHT PIN	SPECIAL HEIGHT	
	P-10 (self)	L-21	PK-4		ADD	ADD	ADD	ADD	ADD	ADD	ADD	ADD	ADD	ADD	ADD	
	L-15	P-12	L-23													
SQUARE (SQR)																
ESQX 24x24	\$1,091	\$1,146	\$1,200	\$82	\$218	\$191	N/A	\$107	\$128	\$387	\$155	\$58	N/A	\$77		
ESQX 30x30	\$1,226	\$1,287	\$1,349	\$92	\$245	\$215	N/A	\$107	\$128	\$387	\$155	\$58	N/A	\$77		
ESQX 36x36	\$1,426	\$1,497	\$1,568	\$107	\$285	\$250	N/A	\$107	\$128	\$387	\$155	\$58	N/A	\$77		
ESQX 42x42	\$1,594	\$1,674	\$1,754	\$120	\$319	\$279	N/A	\$107	\$128	\$387	\$155	\$58	N/A	\$77		
ROUND (RND)																
ESQX 24	\$1,119	\$1,175	\$1,231	\$84	\$224	\$196	N/A	\$107	\$128	\$387	\$155	\$58	N/A	\$77		
ESQX 30	\$1,251	\$1,313	\$1,376	\$94	\$250	\$219	N/A	\$107	\$128	\$387	\$155	\$58	N/A	\$77		
ESQX 36	\$1,449	\$1,521	\$1,593	\$109	\$290	\$253	N/A	\$107	\$128	\$387	\$155	\$58	N/A	\$77		
ESQX 42	\$1,547	\$1,624	\$1,702	\$116	\$309	\$271	N/A	\$107	\$128	\$387	\$155	\$58	N/A	\$77		
ESQX 48	\$1,725	\$1,812	\$1,898	\$129	\$345	\$302	N/A	\$107	\$128	\$387	\$155	\$58	N/A	\$77		
RECTANGLE (REC)																
ESQ1 18x48	\$1,328	\$1,394	\$1,460	\$100	\$266	\$232	\$370	N/A	\$128	\$387	\$155	\$58	N/A	\$126		
ESQ1 18x60	\$1,383	\$1,452	\$1,521	\$104	\$277	\$242	\$370	N/A	\$128	\$387	\$155	\$58	N/A	\$126		
ESQ1 18x72	\$1,438	\$1,510	\$1,582	\$108	\$288	\$252	\$370	N/A	\$128	\$387	\$155	\$58	N/A	\$126		
ESQ1 18x84	\$1,493	\$1,568	\$1,643	\$112	\$299	\$261	\$370	N/A	\$128	\$387	\$155	\$58	N/A	\$126		
ESQ1 18x96	\$1,548	\$1,626	\$1,703	\$116	\$310	\$271	\$370	N/A	\$128	\$387	\$155	\$58	N/A	\$126		
ESQ1 24x48	\$1,434	\$1,506	\$1,577	\$108	\$287	\$251	\$370	N/A	\$128	\$387	\$155	\$58	N/A	\$126		
ESQ1 24x60	\$1,502	\$1,577	\$1,653	\$113	\$300	\$263	\$370	N/A	\$128	\$387	\$155	\$58	N/A	\$126		
ESQ1 24x72	\$1,571	\$1,649	\$1,728	\$118	\$314	\$275	\$370	N/A	\$128	\$387	\$155	\$58	N/A	\$126		
ESQ1 24x84	\$1,639	\$1,721	\$1,803	\$123	\$328	\$287	\$370	N/A	\$128	\$387	\$155	\$58	N/A	\$126		
ESQ1 24x96	\$1,708	\$1,793	\$1,879	\$128	\$342	\$299	\$370	N/A	\$128	\$387	\$155	\$58	N/A	\$126		
ESQ1 30x48	\$1,561	\$1,640	\$1,718	\$117	\$312	\$273	\$370	N/A	\$128	\$387	\$155	\$58	N/A	\$126		
ESQ1 30x60	\$1,643	\$1,725	\$1,808	\$123	\$329	\$288	\$370	N/A	\$128	\$387	\$155	\$58	N/A	\$126		
ESQ1 30x72	\$1,652	\$1,735	\$1,817	\$124	\$330	\$289	\$370	N/A	\$128	\$387	\$155	\$58	N/A	\$126		
ESQ1 30x84	\$1,807	\$1,897	\$1,987	\$136	\$361	\$316	\$370	N/A	\$128	\$387	\$155	\$58	N/A	\$126		
ESQ1 30x96	\$1,889	\$1,983	\$2,077	\$142	\$378	\$331	\$370	N/A	\$128	\$387	\$155	\$58	N/A	\$126		
ESQ2 36x48	\$2,111	\$2,216	\$2,322	\$158	\$422	\$369	N/A	N/A	\$128	\$387	\$155	\$58	N/A	\$217		
ESQ2 36x60	\$2,206	\$2,316	\$2,426	\$165	\$441	\$386	N/A	N/A	\$128	\$387	\$155	\$58	N/A	\$217		
ESQ2 36x72	\$2,301	\$2,416	\$2,531	\$173	\$460	\$403	N/A	N/A	\$128	\$387	\$155	\$58	N/A	\$217		
ESQ2 36x84	\$2,396	\$2,516	\$2,635	\$180	\$479	\$419	N/A	N/A	\$128	\$387	\$155	\$58	N/A	\$217		
ESQ2 36x96	\$2,491	\$2,615	\$2,740	\$187	\$498	\$436	N/A	N/A	\$128	\$387	\$155	\$58	N/A	\$217		
ESQ2 42x48	\$2,171	\$2,280	\$2,389	\$163	\$434	\$380	N/A	N/A	\$128	\$387	\$155	\$58	N/A	\$217		
ESQ2 42x60	\$2,280	\$2,394	\$2,508	\$171	\$456	\$399	N/A	N/A	\$128	\$387	\$155	\$58	N/A	\$217		
ESQ2 42x72	\$2,388	\$2,508	\$2,627	\$179	\$478	\$418	N/A	N/A	\$128	\$387	\$155	\$58	N/A	\$217		
ESQ2 42x84	\$2,496	\$2,621	\$2,746	\$187	\$499	\$437	N/A	N/A	\$128	\$387	\$155	\$58	N/A	\$217		
ESQ2 42x96	\$2,605	\$2,735	\$2,865	\$195	\$521	\$456	N/A	N/A	\$128	\$387	\$155	\$58	N/A	\$217		
ESQ2 48x72	\$2,542	\$2,669	\$2,797	\$191	\$508	\$445	N/A	N/A	\$128	\$387	\$155	\$58	N/A	\$217		
ESQ2 48x84	\$2,664	\$2,797	\$2,930	\$200	\$533	\$466	N/A	N/A	\$128	\$387	\$155	\$58	N/A	\$217		
ESQ2 48x96	\$2,786	\$2,925	\$3,064	\$209	\$557	\$487	N/A	N/A	\$128	\$387	\$155	\$58	N/A	\$217		

EXCALIBUR SQUARED TABLES - (LAMINATE - WOOD EDGE)



	Edge Choice: Wood (Red Oak & Maple)			Wood Upgrade	OPTIONS							
	W-12	W-23 W-18 W-16	W-19 W-17 W-32	Upgrade: Walnut / Mahogany / Cherry	NESTING	FLIP-TOP	POWDERCOAT UPGRADE	CHROME	DELUXE CASTERS (BLK)	EQUALIZER GLIDES	ADJ. HEIGHT PIN	SPECIAL HEIGHT
				ADD	ADD	ADD	ADD	ADD	ADD	ADD	ADD	ADD
SQUARE (SQR)												
ESQX 24x24	\$1,637	\$1,910	\$2,183	15%	N/A	\$107	\$128	\$387	\$155	\$58	N/A	\$77
ESQX 30x30	\$1,839	\$2,146	\$2,452	15%	N/A	\$107	\$128	\$387	\$155	\$58	N/A	\$77
ESQX 36x36	\$2,139	\$2,495	\$2,851	15%	N/A	\$107	\$128	\$387	\$155	\$58	N/A	\$77
ESQX 42x42	\$2,989	\$3,587	\$3,986	15%	N/A	\$107	\$128	\$387	\$155	\$58	N/A	\$77
ROUND (RND)												
ESQX 24	\$1,679	\$1,959	\$2,238	15%	N/A	\$107	\$128	\$387	\$155	\$58	N/A	\$77
ESQX 30	\$1,876	\$2,189	\$2,502	15%	N/A	\$107	\$128	\$387	\$155	\$58	N/A	\$77
ESQX 36	\$2,173	\$2,535	\$2,897	15%	N/A	\$107	\$128	\$387	\$155	\$58	N/A	\$77
ESQX 42	\$2,901	\$3,481	\$3,867	15%	N/A	\$107	\$128	\$387	\$155	\$58	N/A	\$77
ESQX 48	\$3,235	\$3,882	\$4,314	15%	N/A	\$107	\$128	\$387	\$155	\$58	N/A	\$77
RECTANGLE (REC)												
ESQ1 18x48	\$1,991	\$2,323	\$2,655	15%	\$370	N/A	\$128	\$387	\$155	\$58	N/A	\$126
ESQ1 18x60	\$2,074	\$2,420	\$2,766	15%	\$370	N/A	\$128	\$387	\$155	\$58	N/A	\$126
ESQ1 18x72	\$2,157	\$2,517	\$2,876	15%	\$370	N/A	\$128	\$387	\$155	\$58	N/A	\$126
ESQ1 18x84	\$2,323	\$2,710	\$3,097	15%	\$370	N/A	\$128	\$387	\$155	\$58	N/A	\$126
ESQ1 18x96	\$2,323	\$2,710	\$3,097	15%	\$370	N/A	\$128	\$387	\$155	\$58	N/A	\$126
ESQ1 24x48	\$2,151	\$2,509	\$2,868	15%	\$370	N/A	\$128	\$387	\$155	\$58	N/A	\$126
ESQ1 24x60	\$2,254	\$2,629	\$3,005	15%	\$370	N/A	\$128	\$387	\$155	\$58	N/A	\$126
ESQ1 24x72	\$2,356	\$2,749	\$3,142	15%	\$370	N/A	\$128	\$387	\$155	\$58	N/A	\$126
ESQ1 24x84	\$2,562	\$2,989	\$3,416	15%	\$370	N/A	\$128	\$387	\$155	\$58	N/A	\$126
ESQ1 24x96	\$2,562	\$2,989	\$3,416	15%	\$370	N/A	\$128	\$387	\$155	\$58	N/A	\$126
ESQ1 30x48	\$2,342	\$2,733	\$3,123	15%	\$370	N/A	\$128	\$387	\$155	\$58	N/A	\$126
ESQ1 30x60	\$2,465	\$2,876	\$3,286	15%	\$370	N/A	\$128	\$387	\$155	\$58	N/A	\$126
ESQ1 30x72	\$2,478	\$2,891	\$3,304	15%	\$370	N/A	\$128	\$387	\$155	\$58	N/A	\$126
ESQ1 30x84	\$2,833	\$3,305	\$3,777	15%	\$370	N/A	\$128	\$387	\$155	\$58	N/A	\$126
ESQ1 30x96	\$2,833	\$3,305	\$3,777	15%	\$370	N/A	\$128	\$387	\$155	\$58	N/A	\$126
ESQ2 36x48	\$3,166	\$3,693	\$4,221	15%	N/A	N/A	\$128	\$387	\$155	\$58	N/A	\$217
ESQ2 36x60	\$3,308	\$3,860	\$4,411	15%	N/A	N/A	\$128	\$387	\$155	\$58	N/A	\$217
ESQ2 36x72	\$3,451	\$4,026	\$4,601	15%	N/A	N/A	\$128	\$387	\$155	\$58	N/A	\$217
ESQ2 36x84	\$3,736	\$4,359	\$4,982	15%	N/A	N/A	\$128	\$387	\$155	\$58	N/A	\$217
ESQ2 36x96	\$3,736	\$4,359	\$4,982	15%	N/A	N/A	\$128	\$387	\$155	\$58	N/A	\$217
ESQ2 42x48	\$4,071	\$4,886	\$5,428	15%	N/A	N/A	\$128	\$387	\$155	\$58	N/A	\$217
ESQ2 42x60	\$4,275	\$5,129	\$5,699	15%	N/A	N/A	\$128	\$387	\$155	\$58	N/A	\$217
ESQ2 42x72	\$4,488	\$5,386	\$5,984	15%	N/A	N/A	\$128	\$387	\$155	\$58	N/A	\$217
ESQ2 42x84	\$4,713	\$5,655	\$6,284	15%	N/A	N/A	\$128	\$387	\$155	\$58	N/A	\$217
ESQ2 42x96	\$4,948	\$5,938	\$6,598	15%	N/A	N/A	\$128	\$387	\$155	\$58	N/A	\$217
ESQ2 48x72	\$4,767	\$5,720	\$6,356	15%	N/A	N/A	\$128	\$387	\$155	\$58	N/A	\$217
ESQ2 48x84	\$5,223	\$6,268	\$6,964	15%	N/A	N/A	\$128	\$387	\$155	\$58	N/A	\$217
ESQ2 48x96	\$5,223	\$6,268	\$6,964	15%	N/A	N/A	\$99	\$387	\$155	\$58	N/A	\$217

EXCALIBUR SQUARED TABLES - (VENEER)



	Edge Choice: Wood (Red Oak & Maple)			Wood Upgrade Upgrade: Walnut / Mahogany / Cherry	OPTIONS							
	V-12	V-23 V-18 V-16	V-19 V-17 V-32		NESTING	FLIP-TOP	POWDERCOAT UPGRADE	CHROME	DELUXE CASTERS (BLK)	EQUALIZER GLIDES	ADJ. HEIGHT PIN	SPECIAL HEIGHT
				ADD	ADD	ADD	ADD	ADD	ADD	ADD	ADD	ADD
SQUARE (SQR)												
ESQX 24x24	\$1,816	\$1,997	\$2,088	15%	N/A	\$107	\$128	\$387	\$155	\$58	N/A	\$77
ESQX 30x30	\$2,283	\$2,511	\$2,625	15%	N/A	\$107	\$128	\$387	\$155	\$58	N/A	\$77
ESQX 36x36	\$2,814	\$3,096	\$3,236	15%	N/A	\$107	\$128	\$387	\$155	\$58	N/A	\$77
ESQX 42x42	\$3,462	\$3,809	\$3,982	15%	N/A	\$107	\$128	\$387	\$155	\$58	N/A	\$77
ROUND (RND)												
ESQX 24	\$1,942	\$2,137	\$2,234	15%	N/A	\$107	\$128	\$387	\$155	\$58	N/A	\$77
ESQX 30	\$2,491	\$2,740	\$2,865	15%	N/A	\$107	\$128	\$387	\$155	\$58	N/A	\$77
ESQX 36	\$3,122	\$3,434	\$3,590	15%	N/A	\$107	\$128	\$387	\$155	\$58	N/A	\$77
ESQX 42	\$3,801	\$4,181	\$4,371	15%	N/A	\$107	\$128	\$387	\$155	\$58	N/A	\$77
ESQX 48	\$4,667	\$5,133	\$5,367	15%	N/A	\$107	\$128	\$387	\$155	\$58	N/A	\$77
RECTANGLE (REC)												
ESQ1 18x48	\$2,451	\$2,696	\$2,819	15%	\$370	N/A	\$128	\$387	\$155	\$58	N/A	\$126
ESQ1 18x60	\$2,769	\$3,046	\$3,184	15%	\$370	N/A	\$128	\$387	\$155	\$58	N/A	\$126
ESQ1 18x72	\$3,095	\$3,404	\$3,559	15%	\$370	N/A	\$128	\$387	\$155	\$58	N/A	\$126
ESQ1 18x84	\$3,747	\$4,121	\$4,309	15%	\$370	N/A	\$128	\$387	\$155	\$58	N/A	\$126
ESQ1 18x96	\$3,747	\$4,121	\$4,309	15%	\$370	N/A	\$128	\$387	\$155	\$58	N/A	\$126
ESQ1 24x48	\$2,506	\$2,756	\$2,882	15%	\$370	N/A	\$128	\$387	\$155	\$58	N/A	\$126
ESQ1 24x60	\$2,823	\$3,106	\$3,247	15%	\$370	N/A	\$128	\$387	\$155	\$58	N/A	\$126
ESQ1 24x72	\$3,149	\$3,464	\$3,622	15%	\$370	N/A	\$128	\$387	\$155	\$58	N/A	\$126
ESQ1 24x84	\$3,801	\$4,181	\$4,371	15%	\$370	N/A	\$128	\$387	\$155	\$58	N/A	\$126
ESQ1 24x96	\$3,801	\$4,181	\$4,371	15%	\$370	N/A	\$128	\$387	\$155	\$58	N/A	\$126
ESQ1 30x48	\$2,878	\$3,166	\$3,310	15%	\$370	N/A	\$128	\$387	\$155	\$58	N/A	\$126
ESQ1 30x60	\$3,279	\$3,607	\$3,771	15%	\$370	N/A	\$128	\$387	\$155	\$58	N/A	\$126
ESQ1 30x72	\$3,681	\$4,049	\$4,233	15%	\$370	N/A	\$128	\$387	\$155	\$58	N/A	\$126
ESQ1 30x84	\$4,483	\$4,931	\$5,155	15%	\$370	N/A	\$128	\$387	\$155	\$58	N/A	\$126
ESQ1 30x96	\$4,483	\$4,931	\$5,155	15%	\$370	N/A	\$128	\$387	\$155	\$58	N/A	\$126
ESQ2 36x48	\$3,790	\$4,169	\$4,359	15%	N/A	N/A	\$128	\$387	\$155	\$58	N/A	\$217
ESQ2 36x60	\$4,267	\$4,693	\$4,907	15%	N/A	N/A	\$128	\$387	\$155	\$58	N/A	\$217
ESQ2 36x72	\$4,743	\$5,217	\$5,454	15%	N/A	N/A	\$128	\$387	\$155	\$58	N/A	\$217
ESQ2 36x84	\$4,753	\$5,229	\$5,466	15%	N/A	N/A	\$128	\$387	\$155	\$58	N/A	\$217
ESQ2 36x96	\$4,753	\$5,229	\$5,466	15%	N/A	N/A	\$128	\$387	\$155	\$58	N/A	\$217
ESQ2 42x48	\$4,108	\$4,519	\$4,724	15%	N/A	N/A	\$128	\$387	\$155	\$58	N/A	\$217
ESQ2 42x60	\$4,668	\$5,135	\$5,368	15%	N/A	N/A	\$128	\$387	\$155	\$58	N/A	\$217
ESQ2 42x72	\$4,901	\$5,391	\$5,636	15%	N/A	N/A	\$128	\$387	\$155	\$58	N/A	\$217
ESQ2 42x84	\$5,146	\$5,661	\$5,918	15%	N/A	N/A	\$128	\$387	\$155	\$58	N/A	\$217
ESQ2 42x96	\$5,403	\$5,944	\$6,214	15%	N/A	N/A	\$128	\$387	\$155	\$58	N/A	\$217
ESQ2 48x72	\$5,784	\$6,363	\$6,652	15%	N/A	N/A	\$128	\$387	\$155	\$58	N/A	\$217
ESQ2 48x84	\$7,063	\$7,769	\$8,122	15%	N/A	N/A	\$128	\$387	\$155	\$58	N/A	\$217
ESQ2 48x96	\$7,063	\$7,769	\$8,122	15%	N/A	N/A	\$99	\$387	\$155	\$58	N/A	\$217

IQ PLUS



iQ PLUS

Our iQ Plus is developed solely with the goal of aesthetics, quality and value contributing to the finished product. iQ Plus tables can be configured to be one of the most environmentally friendly tables in our industry. This is achieved by using a laminated core top surface paired with pedestals of recycled aluminum.

Pedestal Specifications

Finishes: Over 40+ powder coat finishes are offered. Our unique mechanical construction creates a flawless seam when matching column finishes with any base finish. Plastic inner column cover finished in S10 Ebony.

Glides and Casters: All tables are equipped with 2" diameter glides with brushed stainless steel cover over black plastic foot. The stem is M10 and 15mm long. The glide is suitable for carpet, as well as hard floors. Our high quality twin wheel locking casters are offered as an option.

Pedestal Specifications: The foot is aluminum die casting. Column is extruded aluminum. Stationary pedestals feature an aluminum die cast spider support. The foot, column, spider or flip-top are attached together with (2) 3/8"-18 threaded steel rod and flange nuts at 35 ft/lbs torque.


Folding Mechanism: Our patented spring loaded folding mechanism is fully riveted to a steel mounting plate. Vinyl bumpers are integrated into the mechanism allowing for a non-marring, 3-1/2" stacking height. Equipped with molded release handle and an integral catch holds leg in folded position. Folding legs feature the same column housing as iQ stationary attached to Berco's patented folding mechanism.

iQ Plus Table Options

There are several options available on iQ Plus including:

- Folding
- Flip Top – iQ Plus uses a single-point-release bridge with 2 flip tops instead of a nesting structure (for rectangular tables only)
- Special Height

iQ PLUS BASE SPECIFICATIONS

<u>End Base</u>	<u>Smart Code</u>	<u>Base Size</u>	<u>Column Size</u>	<u>Top Capacity</u>
	IQS-22EB	22"	2"x6.75"	30"x96"

iQ PLUS TABLES - (LAMINATE - PVC EDGE)



Edge Choices: PVC & T-Mold				Laminate Upgrades		Light Weight	OPTIONS			
T-15	L-18	P-14	PK-2	Laminate Upgrade I	Laminate Upgrade II	Light Weight (PVC only - 1" top)	FLIP-TOP	POWDERCOAT UPGRADE	DELUXE CASTERS (BLK)	SPECIAL HEIGHT
P-10 (self)	L-21		PK-4	ADD	ADD	ADD	ADD	ADD	ADD	ADD
L-15	P-12		L-23							
RECTANGLE (REC)										
IQS 24x48	\$1,187	\$1,246	\$1,305	\$89	\$237	\$208	\$300	\$128	\$155	\$126
IQS 24x60	\$1,255	\$1,318	\$1,381	\$94	\$251	\$220	\$300	\$128	\$155	\$126
IQS 24x72	\$1,324	\$1,390	\$1,456	\$99	\$265	\$232	\$300	\$128	\$155	\$126
IQS 24x84	\$1,392	\$1,462	\$1,531	\$104	\$278	\$244	\$300	\$128	\$155	\$126
IQS 24x96	\$1,461	\$1,534	\$1,607	\$110	\$292	\$256	\$300	\$128	\$155	\$126
IQS 30x48	\$1,248	\$1,310	\$1,372	\$94	\$250	\$218	\$300	\$128	\$155	\$126
IQS 30x60	\$1,329	\$1,396	\$1,462	\$100	\$266	\$233	\$300	\$128	\$155	\$126
IQS 30x72	\$1,338	\$1,405	\$1,472	\$100	\$268	\$234	\$300	\$128	\$155	\$126
IQS 30x84	\$1,493	\$1,568	\$1,642	\$112	\$299	\$261	\$300	\$128	\$155	\$126
IQS 30x96	\$1,575	\$1,653	\$1,732	\$118	\$315	\$276	\$300	\$128	\$155	\$126
HALF ROUND (HRD)										
IQS 30x60	\$1,355	\$1,423	\$1,491	\$102	\$271	\$237	N/A	\$128	\$155	\$126
QUARTER ROUND (QRD)										
IQS 30x30	\$1,168	\$1,226	\$1,284	\$88	\$234	\$204	N/A	\$128	\$155	\$126
CRESCENT (CRT)										
IQS 24x24x48	\$1,272	\$1,336	\$1,399	\$95	\$254	\$223	N/A	\$128	\$155	\$126
IQS 30x30x60	\$1,415	\$1,485	\$1,556	\$106	\$283	N/A	N/A	\$128	\$155	\$126








iQ PLUS TABLES - (LAMINATE - WOOD EDGE)



	Edge Choice: Wood (Red Oak & Maple)			Wood Upgrade	OPTIONS				
	W-12	W-23 W-18 W-16	W-19 W-17 W-32	Upgrade: Walnut / Mahogany / Cherry	FLIP-TOP	POWDERCOAT UPGRADE	DELUXE CASTERS (BLK)	SPECIAL HEIGHT	
				ADD	ADD	ADD	ADD	ADD	
RECTANGLE (REC)									
IQS 24x48	\$1,780	\$2,077	\$2,374	15%	\$300	\$128	\$155	\$126	
IQS 24x60	\$1,883	\$2,197	\$2,511	15%	\$300	\$128	\$155	\$126	
IQS 24x72	\$1,986	\$2,317	\$2,648	15%	\$300	\$128	\$155	\$126	
IQS 24x84	\$2,191	\$2,556	\$2,922	15%	\$300	\$128	\$155	\$126	
IQS 24x96	\$2,191	\$2,556	\$2,922	15%	\$300	\$128	\$155	\$126	
IQS 30x48	\$1,871	\$2,183	\$2,495	15%	\$300	\$128	\$155	\$126	
IQS 30x60	\$1,994	\$2,326	\$2,659	15%	\$300	\$128	\$155	\$126	
IQS 30x72	\$2,007	\$2,342	\$2,676	15%	\$300	\$128	\$155	\$126	
IQS 30x84	\$2,362	\$2,756	\$3,150	15%	\$300	\$128	\$155	\$126	
IQS 30x96	\$2,362	\$2,756	\$3,150	15%	\$300	\$128	\$155	\$126	
HALF ROUND (HRD)									
IQS 30x60	\$2,031	\$2,370	\$2,709	15%	N/A	\$128	\$155	\$126	
QUARTER ROUND (QRD)									
IQS 30x30	\$1,772	\$2,067	\$2,362	15%	N/A	\$128	\$155	\$126	
CRESCENT (CRT)									
IQS 24x24x48	\$1,913	\$2,232	\$2,551	15%	N/A	\$128	\$155	\$126	
IQS 30x30x60	\$2,126	\$2,480	\$2,835	15%	N/A	\$128	\$155	\$126	

iQ PLUS TABLES - (VENEER)



		Edge Choice: Wood (Red Oak & Maple)			Wood Upgrade	OPTIONS				
		 V-12	 V-23	 V-19	Upgrade: Walnut / Mahogany / Cherry	FLIP-TOP	POWDERCOAT UPGRADE	DELUXE CASTERS (BLK)	SPECIAL HEIGHT	
		 V-18	 V-17	ADD						ADD
		 V-16	 V-32							
RECTANGLE (REC)										
IQS	24x48	\$1,841	\$2,025	\$2,117	15%	\$300	\$128	\$155	\$126	
IQS	24x60	\$2,106	\$2,316	\$2,422	15%	\$300	\$128	\$155	\$126	
IQS	24x72	\$2,377	\$2,615	\$2,734	15%	\$300	\$128	\$155	\$126	
IQS	24x84	\$2,921	\$3,213	\$3,359	15%	\$300	\$128	\$155	\$126	
IQS	24x96	\$2,921	\$3,213	\$3,359	15%	\$300	\$128	\$155	\$126	
IQS	30x48	\$2,085	\$2,293	\$2,397	15%	\$300	\$128	\$155	\$126	
IQS	30x60	\$2,419	\$2,661	\$2,782	15%	\$300	\$128	\$155	\$126	
IQS	30x72	\$2,753	\$3,029	\$3,166	15%	\$300	\$128	\$155	\$126	
IQS	30x84	\$3,422	\$3,764	\$3,935	15%	\$300	\$128	\$155	\$126	
IQS	30x96	\$3,422	\$3,764	\$3,935	15%	\$300	\$128	\$155	\$126	
HALF ROUND (HRD)										
IQS	30x60	\$2,943	\$3,237	\$3,384	15%	N/A	\$128	\$155	\$126	
QUARTER ROUND (QRD)										
IQS	30x30	\$2,566	\$2,823	\$2,951	15%	N/A	\$128	\$155	\$126	
CRESCENT (CRT)										
IQS	24x24x48	\$2,772	\$3,049	\$3,188	CF	N/A	\$128	\$155	\$126	
IQS	30x30x60	\$3,080	\$3,388	\$3,542	CF	N/A	\$128	\$155	\$126	

MOBI



MOBI

Mobi makes any collaborative environment a flexible environment. Mobi tables are manufactured with today's flexible settings in mind. With Berco quality and value, our goal is to provide a mobile and configurable design.

Thermofused Tops and Edges

Specially offered on our Mobi line, thermofused tops use 3D laminates, which gives a higher level of durability than standard thermofoils. It gives added impact, marring and abrasion resistance as well as improved stain resistance. The flexibility of this product eliminates the need for T-molding and edge banding as it seals itself around the top and the sides.

Table Base Specifications

FINISHES: 40+ standard powder coat finishes. Mobi bases offer the flexibility to carry 2 different colors on the same base. Custom finishes available. Please contact Customer Service for quotation.

Glides and Casters: All tables are equipped with standard 2" diameter glides. Locking casters are available as an option.

Mobi Base: Bases are equipped with powder coated 10" cast spider. Constructed of 2" (14 gauge) or 3" (16 gauge) columns from welded, flash controlled tubing. A machined solid steel center hub welded to 1 1/4" 16 gauge formed tubular steel base with welded insert to receive the casters or glides.

Mobi Table Options

There are several options available on Mobi including:

- Nesting
- Special Height
- Adjustable Height

MOBI BASE SPECIFICATIONS

End Base



Smart Code

MB1-22EB

Base Size

22"

Column Diameter

2"

Top Capacity

30"x72"

Cross Base



Smart Code

MBX-22

Base Size

22"

Column Diameter

3"

Top Capacity

24" SQ & 30" RND

MBX-28

28"

3"

30" SQ & 36" RND

MBX-32

32"

3"

36" SQ & 42" RND

MOBI TABLES - (LAMINATE & THERMO-FUSE - PVC EDGE)



		Edge Choices: PVC & T-Mold				Thermo-Fuse	Laminate Upgrades		Light Weight	OPTIONS				
		T-15	L-18	P-14	PK-2	TM-23	Laminate Upgrade I	Laminate Upgrade II	Light Weight (PVC only - 1" top)	NESTING **	POWDERCOAT UPGRADE	DELUXE CASTERS (BLK)	ADJ HEIGHT PIN	SPECIAL HEIGHT
		P-10 (self)	L-21		PK-4									
		L-15	P-12		L-23									
							ADD	ADD	ADD	ADD	ADD	ADD	ADD	ADD
SQUARE (SQR)														
MBX	24x24		\$682	\$716	\$750	\$784	\$51	\$136	\$119	N/A	\$128	\$155	N/A	\$77
MBX	30x30		\$774	\$812	\$851	\$890	\$58	\$155	\$135	N/A	\$128	\$155	N/A	\$77
MBX	36x36		\$858	\$901	\$944	\$986	\$64	\$172	\$150	N/A	\$128	\$155	N/A	\$77
ROUND (RND)														
MBX	24		\$710	\$745	\$781	\$816	\$53	\$142	\$124	N/A	\$128	\$155	N/A	\$77
MBX	30		\$799	\$838	\$878	\$918	\$60	\$160	\$140	N/A	\$128	\$155	N/A	\$77
MBX	36		\$905	\$950	\$995	\$1,040	\$68	\$181	\$158	N/A	\$128	\$155	N/A	\$77
MBX	42		\$998	\$1,048	\$1,098	\$1,148	\$75	\$200	\$175	N/A	\$128	\$155	N/A	\$77
RECTANGLE (REC)														
MB1	24x48		\$991	\$1,040	\$1,090	\$1,139	\$74	\$198	\$173	\$370	\$128	\$155	\$813	\$126
MB1	24x60		\$1,056	\$1,108	\$1,161	\$1,214	\$79	\$211	\$185	\$370	\$128	\$155	\$813	\$126
MB1	24x72		\$1,121	\$1,177	\$1,233	\$1,285	\$84	\$224	\$196	\$370	\$128	\$155	\$813	\$126
MB1	30x48		\$1,048	\$1,101	\$1,153	\$1,206	\$79	\$210	\$183	\$370	\$128	\$155	\$813	\$126
MB1	30x60		\$1,126	\$1,182	\$1,239	\$1,295	\$84	\$225	\$197	\$370	\$128	\$155	\$813	\$126
MB1	30x72		\$1,134	\$1,191	\$1,248	\$1,305	\$85	\$227	\$199	\$370	\$128	\$155	\$813	\$126
CONNECTOR (CNT)														
MB1	24x42		\$1,059	\$1,112	\$1,165	\$1,218	\$79	\$212	\$185	\$370	\$128	\$155	\$813	\$126
MB1	30x60		\$1,245	\$1,307	\$1,369	\$1,431	\$93	\$249	\$218	\$370	\$128	\$155	\$813	\$126
BEAN (BEAN)														
MB1	24x42		\$1,059	\$1,112	\$1,165	\$1,218	\$79	\$212	\$185	\$370	\$128	\$155	\$813	\$126
MB1	30x60		\$1,245	\$1,307	\$1,369	\$1,431	\$93	\$249	\$218	\$370	\$128	\$155	\$813	\$126
FAN (FAN)														
MB1	24x54		\$1,167	\$1,225	\$1,283	\$1,341	\$88	\$233	\$204	\$370	\$128	\$155	\$813	\$126
MB1	30x66		\$1,512	\$1,587	\$1,663	\$1,738	\$113	\$302	\$265	\$370	\$128	\$155	\$813	\$126

** Only Modesty Panel available with Mobi Nesting is Fabric Modesty Panel

MOBI TABLES - (LAMINATE - WOOD EDGE)



		Edge Choice: Wood (Red Oak & Maple)			Wood Upgrade	OPTIONS				
		W-12	W-23	W-19	Upgrade: Walnut / Mahogany / Cherry	NESTING **	POWDERCOAT UPGRADE	DELUXE CASTERS (BLK)	ADJ HEIGHT PIN	SPECIAL HEIGHT
		W-18	W-17							
SQUARE (SQR)										
MBX	24x24	\$1,023	\$1,193	\$1,363	15%	N/A	\$128	\$155	N/A	\$77
MBX	30x30	\$1,161	\$1,354	\$1,548	15%	N/A	\$128	\$155	N/A	\$77
MBX	36x36	\$1,287	\$1,501	\$1,716	15%	N/A	\$128	\$155	N/A	\$77
ROUND (RND)										
MBX	24	\$1,064	\$1,242	\$1,419	15%	N/A	\$128	\$155	N/A	\$77
MBX	30	\$1,198	\$1,397	\$1,597	15%	N/A	\$128	\$155	N/A	\$77
MBX	36	\$1,357	\$1,583	\$1,809	15%	N/A	\$128	\$155	N/A	\$77
MBX	42	\$1,871	\$2,246	\$2,495	15%	N/A	\$128	\$155	N/A	\$77
RECTANGLE (REC)										
MB1	24x48	\$1,486	\$1,733	\$1,981	15%	\$370	\$128	\$155	\$813	\$126
MB1	24x60	\$1,583	\$1,847	\$2,111	15%	\$370	\$128	\$155	\$813	\$126
MB1	24x72	\$1,681	\$1,961	\$2,241	15%	\$370	\$128	\$155	\$813	\$126
MB1	30x48	\$1,572	\$1,835	\$2,097	15%	\$370	\$128	\$155	\$813	\$126
MB1	30x60	\$1,689	\$1,970	\$2,252	15%	\$370	\$128	\$155	\$813	\$126
MB1	30x72	\$1,702	\$1,985	\$2,269	15%	\$370	\$128	\$155	\$813	\$126
CONNECTOR (CNT)										
MB1	24x42	\$1,588	\$1,853	\$2,118	15%	\$370	\$128	\$155	\$813	\$126
MB1	30x60	\$1,867	\$2,178	\$2,489	15%	\$370	\$128	\$155	\$813	\$126
BEAN (BEAN)										
MB1	24x42	\$1,588	\$1,853	\$2,118	15%	\$370	\$128	\$155	\$813	\$126
MB1	30x60	\$1,867	\$2,178	\$2,489	15%	\$370	\$128	\$155	\$813	\$126
FAN (FAN)										
MB1	24x54	\$1,750	\$2,042	\$2,333	15%	\$370	\$128	\$155	\$813	\$126
MB1	30x66	\$2,267	\$2,645	\$3,023	15%	\$370	\$128	\$155	\$813	\$126

** Only Modesty Panel available with Mobi Nesting is Fabric Modesty Panel

NOMAD



NOMAD

With its unique splayed leg design, the Nomad series is a different approach to the Parson style table. Available in 30", 36", and 42" heights and lengths up to 120" as standard giving you 23 different sizes to choose from for your meeting needs. Standard top options include laminate, butcher block, and solid surface.

Table Base Specification: Finishes of 40+ Standard powdercoat finishes.

Glides and Casters: All tables are equipped with leveling glides as standard, locking casters are available as an option.

Nomad Base: Constructed of a 1.5"x 3" fully welded 14 gauge steel tubing legs with a 6" x 6" x 1/8" thick top plate to attach to your worktop. Each table includes a foot rest/cross bar to insure structural integrity.

NOMAD TABLES - (LAMINATE - PVC EDGE)	NOMAD TABLES - (1-1/2" BUTCHERBLOCK)
---	---

Edge Choices: PVC & T-Mold	Laminate Upgrades		OPTIONS			Standard	Wood Upgrade	OPTIONS					
	T-15 P-10 (self) L-15	L-18 L-21 P-12	P-14	PK-2 PK-4 L-23	Laminate Upgrade I ADD	Laminate Upgrade II ADD	36" Height ADD	42" Height ADD	CASTERS ADD	Red Oak	Maple ADD	36" Height ADD	42" Height ADD

RECTANGLE (REC)

NOM 24x48	\$2,732	\$2,869	\$3,005	\$205	\$546	\$450	\$450	\$240	\$3,255	15%	\$450	\$450	\$240
NOM 24x60	\$2,953	\$3,100	\$3,248	\$221	\$591	\$450	\$450	\$240	\$3,613	15%	\$450	\$450	\$240
NOM 24x72	\$3,021	\$3,172	\$3,323	\$227	\$604	\$450	\$450	\$240	\$3,809	15%	\$450	\$450	\$240
NOM 24x84	\$3,311	\$3,477	\$3,643	\$248	\$662	\$450	\$450	\$240	\$4,553	15%	\$450	\$450	\$240
NOM 24x96	\$3,379	\$3,548	\$3,717	\$253	\$676	\$450	\$450	\$240	\$4,553	15%	\$450	\$450	\$240
NOM 30x48	\$2,945	\$3,093	\$3,240	\$221	\$589	\$450	\$450	\$240	\$3,568	15%	\$450	\$450	\$240
NOM 30x60	\$3,026	\$3,178	\$3,329	\$227	\$605	\$450	\$450	\$240	\$3,825	15%	\$450	\$450	\$240
NOM 30x72	\$3,036	\$3,188	\$3,340	\$228	\$607	\$450	\$450	\$240	\$4,048	15%	\$450	\$450	\$240
NOM 30x84	\$3,412	\$3,582	\$3,753	\$256	\$682	\$450	\$450	\$240	\$4,948	15%	\$450	\$450	\$240
NOM 30x96	\$3,494	\$3,669	\$3,843	\$262	\$699	\$450	\$450	\$240	\$4,948	15%	\$450	\$450	\$240
NOM 36x60	\$3,266	\$3,429	\$3,593	\$245	\$653	\$450	\$450	\$240	\$4,214	15%	\$450	\$450	\$240
NOM 36x72	\$3,362	\$3,530	\$3,698	\$252	\$672	\$450	\$450	\$240	\$4,478	15%	\$450	\$450	\$240
NOM 36x84	\$3,679	\$3,863	\$4,047	\$276	\$736	\$450	\$450	\$240					
NOM 36x96	\$3,608	\$3,789	\$3,969	\$271	\$722	\$450	\$450	\$240					
NOM 42x60	\$3,573	\$3,751	\$3,930	\$268	\$715	\$450	\$450	\$240					
NOM 42x72	\$3,681	\$3,865	\$4,049	\$276	\$736	\$450	\$450	\$240					
NOM 42x84	\$4,011	\$4,212	\$4,413	\$301	\$802	\$450	\$450	\$240					
NOM 42x96	\$4,120	\$4,326	\$4,532	\$309	\$824	\$450	\$450	\$240					
NOM 42 x 120 (3 bases)	\$5,777	\$6,066	\$6,355	\$433	\$1,155	\$660	\$660	\$360					
NOM 48x72	\$4,168	\$4,376	\$4,584	\$313	\$834	\$450	\$450	\$240					
NOM 48x84	\$4,511	\$4,737	\$4,962	\$338	\$902	\$450	\$450	\$240					
NOM 48x96	\$4,633	\$4,864	\$5,096	\$347	\$927	\$450	\$450	\$240					
NOM 48 x 120 (3 bases)	\$6,516	\$6,841	\$7,167	\$489	\$1,303	\$660	\$660	\$360					

PALISADE



PALISADE

Palisade Tables are manufactured with Berco's goal of quality and value and are ideally suited for use in a myriad of settings including corporate training rooms, cafeterias, educational settings and healthcare environments. Your choice of options make our Palisade tables adapt to your specific requirements.

Table Pedestal Specifications Finishes: Available in textured standard powder coat finishes. Custom finishes available. Please contact Customer Service for quotation.

Construction: Made with a 1 1/4" 16 gauge cold rolled steel tubing welded to a 6 X 6.2" thick steel mounting plate designed to place the legs into the corner of the tops. For tops greater than 48" length, a table stiffener is added to diminish the possibility of top warpage. Legs are shipped, assembled, and ready to attach to the tops.

Glides and Casters: All tables are equipped with 2" diameter glides with brushed stainless steel cover over black plastic foot. The stem is M10 and 15mm long. The glide is suitable for carpet, as well as hard floors. Our high quality twin wheel locking casters are offered as an option.

PALISADE BASE SPECIFICATIONS

Pedestal



Smart Code

PAL-1

Base Size

N/A

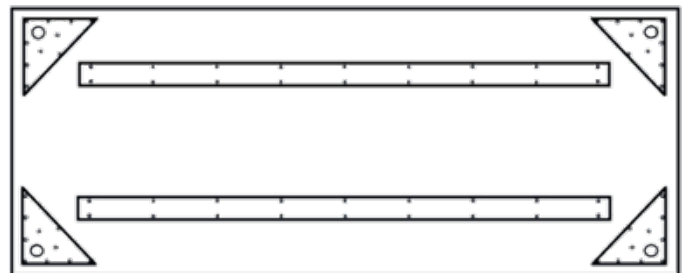
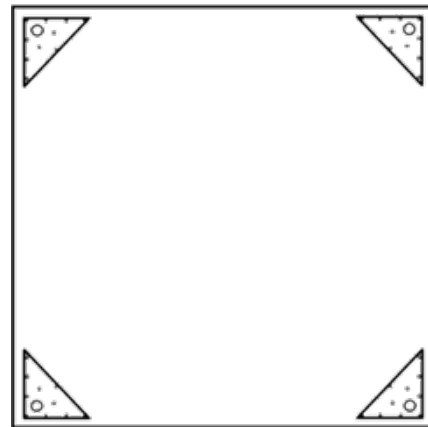
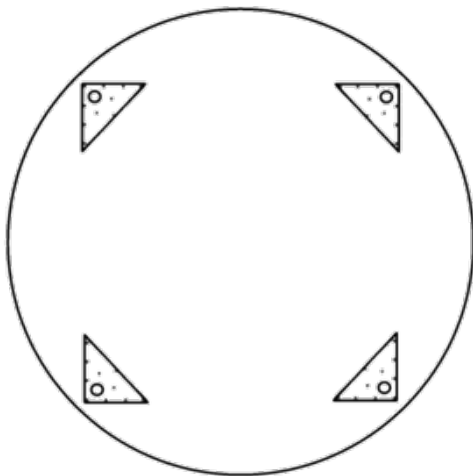
Column Diameter

1 ¼"

Top Capacity

Distance Between Legs
Over 48" Up To 72"
Requires Stiffener

PALISADE DESIGN OPTIONS



PALISADE TABLES - (LAMINATE - PVC EDGE)

Limited Base Finish Options - Textured Only



Edge Choice: PVC & T-Mold		Laminate Upgrades		Light Weight	OPTIONS				
		Laminate Upgrade I	Laminate Upgrade II	Light Weight (PVC only - 1" top)	DELUXE CASTERS (BLK)	EQUALIZER GLIDES	UPGRADE FINISH (5 TABLES MIN.)		
		ADD	ADD	ADD	ADD	ADD	ADD		
SQUARE (SQR)									
PAL	30x30	\$670	\$703	\$50	\$134	\$117	\$155	\$58	\$129
PAL	36x36	\$758	\$796	\$57	\$152	\$133	\$155	\$58	\$129
PAL	42x42	\$860	\$903	\$64	\$172	\$150	\$155	\$58	\$129
ROUND (RND)									
PAL	36	\$781	\$820	\$59	\$156	\$137	\$155	\$58	\$129
PAL	42	\$879	\$923	\$66	\$176	\$154	\$155	\$58	\$129
PAL	48	\$991	\$1,041	\$74	\$198	\$173	\$155	\$58	\$129
RECTANGLE (REC)									
PAL	18x36	\$605	\$636	\$45	\$121	\$106	N/A	\$58	\$129
PAL	18x42	\$637	\$669	\$48	\$127	\$112	N/A	\$58	\$129
PAL	18x48	\$671	\$704	\$50	\$134	\$117	N/A	\$58	\$129
PAL	18x60	\$948	\$995	\$71	\$190	\$166	N/A	\$58	\$129
PAL	18x72	\$1,225	\$1,286	\$92	\$245	\$214	N/A	\$58	\$129
PAL	24x36	\$663	\$696	\$50	\$133	\$116	\$155	\$58	\$129
PAL	24x42	\$697	\$732	\$52	\$139	\$122	\$155	\$58	\$129
PAL	24x48	\$732	\$768	\$55	\$146	\$128	\$155	\$58	\$129
PAL	24x60	\$1,022	\$1,073	\$77	\$204	\$179	\$155	\$58	\$129
PAL	24x72	\$1,312	\$1,378	\$98	\$262	\$230	\$155	\$58	\$129
PAL	30x36	\$711	\$746	\$53	\$142	\$124	\$155	\$58	\$129
PAL	30x42	\$751	\$789	\$56	\$150	\$132	\$155	\$58	\$129
PAL	30x48	\$792	\$832	\$59	\$158	\$139	\$155	\$58	\$129
PAL	30x60	\$1,096	\$1,151	\$82	\$219	\$192	\$155	\$58	\$129
PAL	30x72	\$1,326	\$1,393	\$99	\$265	\$232	\$155	\$58	\$129

PLATEAU TABLES



PLATEAU

The Plateau table series is designed to create an elegant but functional base for your tables. With its low profile square disk base design and square column it has a look designed for today's environments.

Table Base Specifications:

Finishes: Offered in 40+ standard powder coat finishes.

Glides: All tables are equipped with 1" diameter leveling glides with a plastic foot that can be used on all floor surfaces that allow ¼" of adjustment.

Base Specifications: Bases feature 3/8" thick steel plate with 4 adjustable glides that has a 10.50 mm corner radius. The column is a 3"x 3" square tube with a 9" x 9" flat top plate to attach to table tops. Standard base dimensions are 17", 22", and 27" square.

PLATEAU TABLES - (LAMINATE - PVC EDGE)



		Edge Choices: PVC & T-Mold				Laminate Upgrades		Light Weight	OPTIONS			BASE SIZE (QTY)
		T-15	L-18	P-14	PK-2	Laminate Upgrade I	Laminate Upgrade II	Light Weight (PVC only - 1" top)	POWDERCOAT UPGRADE	ELECTRICAL CUTOUTS	STANDING HEIGHT	
		P-10 (self)	L-21		PK-4	ADD	ADD	ADD	ADD	ADD	ADD	
		L-15	P-12		L-23							
SQUARE (SQR)												
PLX	24x24	\$983	\$1,032	\$1,081	\$74	\$197	\$172	\$128	\$248	\$77	17x17 (1)	
PLX	30x30	\$1,058	\$1,110	\$1,163	\$79	\$212	\$185	\$128	\$248	\$77	17x17 (1)	
PLX	36x36	\$1,344	\$1,411	\$1,478	\$101	\$269	\$235	\$128	\$248	\$77	22x22 (1)	
PLX	42x42	\$1,446	\$1,518	\$1,590	\$108	\$289	\$253	\$128	\$248	\$77	22x22 (1)	
ROUND (RND)												
PLX	24	\$1,012	\$1,063	\$1,114	\$76	\$202	\$177	\$128	\$248	\$77	17x17 (1)	
PLX	30	\$1,083	\$1,138	\$1,192	\$81	\$217	\$190	\$128	\$248	\$77	17x17 (1)	
PLX	36	\$1,169	\$1,227	\$1,285	\$88	\$234	\$204	\$128	\$248	\$77	17x17 (1)	
PLX	42	\$1,465	\$1,538	\$1,612	\$110	\$293	\$256	\$128	\$248	\$77	22x22 (1)	
PLX	48	\$1,439	\$1,511	\$1,583	\$108	\$288	\$252	\$128	\$248	\$77	27x27 (1)	
RECTANGLE (REC)												
PLX	24x48	\$1,317	\$1,383	\$1,449	\$99	\$263	\$230	\$128	\$248	\$77	22x22 (1)	
PLX	24x60	\$1,875	\$1,969	\$2,063	\$141	\$375	\$328	\$255	\$248	\$153	17x17 (2)	
PLX	24x72	\$1,944	\$2,041	\$2,138	\$146	\$389	\$340	\$255	\$248	\$153	17x17 (2)	
PLX	30x48	\$1,377	\$1,446	\$1,515	\$103	\$275	\$241	\$128	\$248	\$77	22x22 (1)	
PLX	30x60	\$1,950	\$2,048	\$2,145	\$146	\$390	\$341	\$255	\$248	\$153	17x17 (2)	
PLX	30x72	\$1,959	\$2,057	\$2,155	\$147	\$392	\$343	\$255	\$248	\$153	17x17 (2)	
PLX	36x48	\$2,324	\$2,440	\$2,557	\$174	\$465	\$407	\$255	\$248	\$153	22x22 (2)	
PLX	36x60	\$2,418	\$2,539	\$2,660	\$181	\$484	\$423	\$255	\$248	\$153	22x22 (2)	
PLX	36x72	\$2,514	\$2,639	\$2,765	\$189	\$503	\$440	\$255	\$248	\$153	22x22 (2)	

PLATEAU TABLES - (LAMINATE - WOOD EDGE)



		Edge Choice: Wood (Red Oak & Maple)			Wood Upgrade	OPTIONS			BASE SIZE (QTY)
		W-12	W-23 W-18 W-16	W-19 W-17 W-32	Upgrade: Walnut / Mahogany / Cherry	POWDERCOAT UPGRADE	ELECTRICAL CUTOUTS	STANDING HEIGHT	
					ADD	ADD	ADD	ADD	
SQUARE (SQR)									
PLX	24x24	\$1,474	\$1,720	\$1,966	15%	\$128	\$248	\$77	17x17 (1)
PLX	30x30	\$1,586	\$1,851	\$2,115	15%	\$128	\$248	\$77	17x17 (1)
PLX	36x36	\$2,016	\$2,352	\$2,688	15%	\$128	\$248	\$77	22x22 (1)
PLX	42x42	\$2,711	\$3,253	\$3,615	15%	\$128	\$248	\$77	22x22 (1)
ROUND (RND)									
PLX	24	\$1,519	\$1,772	\$2,025	15%	\$128	\$248	\$77	17x17 (1)
PLX	30	\$1,625	\$1,896	\$2,167	15%	\$128	\$248	\$77	17x17 (1)
PLX	36	\$1,753	\$2,045	\$2,337	15%	\$128	\$248	\$77	17x17 (1)
PLX	42	\$2,747	\$3,297	\$3,663	15%	\$128	\$248	\$77	22x22 (1)
PLX	48	\$2,698	\$3,238	\$3,598	15%	\$128	\$248	\$77	27x27 (1)
RECTANGLE (REC)									
PLX	24x48	\$2,469	\$2,963	\$3,292	15%	\$128	\$248	\$77	22x22 (1)
PLX	24x60	\$3,516	\$4,219	\$4,688	15%	\$255	\$248	\$153	17x17 (2)
PLX	24x72	\$3,644	\$4,373	\$4,859	15%	\$255	\$248	\$153	17x17 (2)
PLX	30x48	\$2,583	\$3,099	\$3,444	15%	\$128	\$248	\$77	22x22 (1)
PLX	30x60	\$3,656	\$4,388	\$4,875	15%	\$255	\$248	\$153	17x17 (2)
PLX	30x72	\$3,673	\$4,408	\$4,898	15%	\$255	\$248	\$153	17x17 (2)
PLX	36x48	\$4,358	\$5,229	\$5,810	15%	\$255	\$248	\$153	22x22 (2)
PLX	36x60	\$4,534	\$5,441	\$6,046	15%	\$255	\$248	\$153	22x22 (2)
PLX	36x72	\$4,713	\$5,656	\$6,284	15%	\$198	\$248	\$153	22x22 (2)

PLATEAU TABLES - (VENEER)



		Edge Choice: Wood (Red Oak & Maple)			Wood Upgrade	OPTIONS			BASE SIZE (QTY)
		V-12	V-23 V-18 V-16	V-19 V-17 V-32	Upgrade: Walnut / Mahogany / Cherry	POWDERCOAT UPGRADE	ELECTRICAL CUTOUTS	STANDING HEIGHT	
					ADD	ADD	ADD	ADD	
SQUARE (SQR)									
PLX	24x24	\$2,064	\$2,270	\$2,373	15%	\$128	\$248	\$77	17x17 (1)
PLX	30x30	\$2,221	\$2,443	\$2,554	15%	\$128	\$248	\$77	17x17 (1)
PLX	36x36	\$2,822	\$3,104	\$3,246	15%	\$128	\$248	\$77	22x22 (1)
PLX	42x42	\$3,795	\$4,175	\$4,365	15%	\$128	\$248	\$77	22x22 (1)
ROUND (RND)									
PLX	24	\$2,126	\$2,339	\$2,445	15%	\$128	\$248	\$77	17x17 (1)
PLX	30	\$2,275	\$2,503	\$2,616	15%	\$128	\$248	\$77	17x17 (1)
PLX	36	\$2,454	\$2,699	\$2,822	15%	\$128	\$248	\$77	17x17 (1)
PLX	42	\$3,846	\$4,231	\$4,423	15%	\$128	\$248	\$77	22x22 (1)
PLX	48	\$3,777	\$4,155	\$4,344	15%	\$128	\$248	\$77	27x27 (1)
RECTANGLE (REC)									
PLX	24x48	\$3,457	\$3,802	\$3,975	15%	\$128	\$248	\$77	22x22 (1)
PLX	24x60	\$4,923	\$5,415	\$5,661	15%	\$255	\$248	\$153	17x17 (2)
PLX	24x72	\$5,102	\$5,612	\$5,867	15%	\$255	\$248	\$153	17x17 (2)
PLX	30x48	\$3,616	\$3,977	\$4,158	15%	\$128	\$248	\$77	22x22 (1)
PLX	30x60	\$5,119	\$5,631	\$5,887	15%	\$255	\$248	\$153	17x17 (2)
PLX	30x72	\$5,143	\$5,657	\$5,914	15%	\$255	\$248	\$153	17x17 (2)
PLX	36x48	\$6,101	\$6,711	\$7,016	15%	\$255	\$248	\$153	22x22 (2)
PLX	36x60	\$6,348	\$6,983	\$7,300	15%	\$255	\$248	\$153	22x22 (2)
PLX	36x72	\$6,599	\$7,258	\$7,588	15%	\$198	\$248	\$153	22x22 (2)

SENSE



SENSE - QUICK SHIP PROGRAM

Berco's Quick Ship Program is designed to meet the requirements of an "immediate demand" table. Berco utilizes its Sense tables for the Quick Ship program.

Table Pedestal Specifications

Finish: Available in black wrinkle powder coat finish.

Glides and Casters: All tables are equipped with 1" diameter stainless steel, rubber cushioned glides with 1" long stem secured with full threaded rivets to maintain stability. Optional casters available at an additional charge.

Stationary Table Pedestals

Constructed of 2" 14 gauge, steel tubing with welded end caps. Factory welded .2" thick, 6" x 8" steel mounting plate. The column and base are welded together at the factory. End bases are shipped assembled, cross bases require simple assembly.

Quick Ship Program Details

- Tables ship within 15 working days of order confirmation.
- Up to 30 tables shipped to any single shipping address.

Quick Ship Laminate Choices:

- Graphite Nebula 4623-60
- Grey Nebula 4622-60
- Wild Cherry 7054-60
- Designer White D354-60
- Desert Zephyr 4841-60

Quick Ship Edge Choices (3mm PVC only):

- E02 Raincloud
- E06 Graphite
- E10 Ebony
- E11 Snow
- E13 Wild Cherry

Quick Ship Base Color:

- T05 Black Wrinkle

Quick Ship Table Sizes:

- Square: 36"x36" / 42"x42"
- Round: 36" / 42"
- Rectangle: 24"x48" / 24"x60" / 24"x72" / 30"x48" / 30"x60" / 30"x72" / 36"x48" / 36"x60" / 36"x72"

SENSE QUICK SHIP TABLES



TOP: LAMINATE		
PVC EDGE	OPTIONS	
TABLE	DELUXE CASTERS (BLK)	
	ADD	
SQUARE (SQR)		
QS-SNX 36x36	\$675	\$155
QS-SNX 42x42	\$829	\$155
ROUND (RND)		
QS-SNX 36	\$696	\$155
QS-SNX 42	\$790	\$155
RECTANGLE (REC)		
QS-SN1 24x48	\$662	\$155
QS-SN1 24x60	\$730	\$155
QS-SN1 24x72	\$799	\$155
QS-SN1 30x48	\$802	\$155
QS-SN1 30x60	\$884	\$155
QS-SN1 30x72	\$893	\$155
QS-SN1 36x48	\$863	\$155
QS-SN1 36x60	\$958	\$155
QS-SN1 36x72	\$1,053	\$155

Laminate Color Options

- Graphite Nebula 4623-60
- Grey Nebula 4622-60
- Wild Cherry 7054-60
- Designer White D354-60
- Desert Zephyr 4841-60

Edge Choices (3MM PVC)

- E02 Raincloud
- E06 Graphite
- E10 Ebony
- E11 Snow
- E13 Wild Cherry

Base Color

- T05 Black Wrinkle

Program Details

Tables ship within 10 working days of order confirmation.
Up to 30 tables shipped to any single shipping address.

SENSE

Sense tables are designed to meet the opportunities where a “bid to win” product is needed. Its simple look, limited options and colors, and rugged construction, make it the perfect choice when basic tables are required.

Table Pedestal Specifications

Finishes: Available in 5 standard wrinkle powder coat finishes.

Glides and Casters: All tables are equipped with 1” diameter stainless steel, rubber cushioned glides with 1” long stem secured with full threaded rivets to maintain stability. Optional styles of glides and casters available at an additional charge.

Stationary Table Pedestals

Constructed of 2” 14 gauge, steel tubing with welded end caps. Factory welded .2” thick, 6” x 8” steel mounting plate. The column and base are welded together at the factory. End bases are shipped assembled, cross bases require simple assembly.

Sense Folding Table Leg Specifications

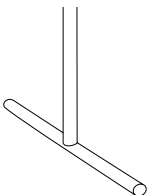
Our patented spring loaded folding mechanism is fully riveted to a steel mounting plate. Vinyl bumpers are integrated into the mechanism allowing for a non-marring, 3-1/2” stacking height. Equipped with molded release handle and integral catch that holds leg in folded position. Folding legs are constructed of welded, rolled steel tubing with MIG welded end caps, polished for seamless appearance.

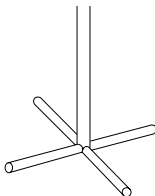
Sense Table Options

There are several options available on Sense including:

- Nesting
- Folding
- Flip Top
- Special Height

SENSE BASE SPECIFICATIONS

<u>End Base</u>	<u>Smart Code</u>	<u>Base Size</u>	<u>Column Diameter</u>	<u>Top Capacity</u>
	SN1-16EB	16”	2”	18”x96”
	SN1-20EB	20”	2”	24”x96”
	SN1-26EB	26”	2”	36”x96”

<u>Cross Base</u>	<u>Smart Code</u>	<u>Base Size</u>	<u>Column Diameter</u>	<u>Top Capacity</u>
	SNX-22	22”	3”	24” SQ & RND
	SNX-26	26”	3”	30” SQ & RND
	SNX-32	32”	3”	36” SQ & 42” RND
	SNX-38	38”	4”	42” SQ & 60” RND

SENSE TABLES - (LAMINATE - PVC EDGE)

Limited Base Finish Options - Textured Only










		Edge Choices: PVC & T-Mold				Laminate Upgrades		Light Weight	OPTIONS						
		T-15	L-18	P-14	PK-2	Laminate Upgrade I	Laminate Upgrade II	Light Weight (PVC only - 1" top)	NESTING	FOLDING	FLIP TOP	DELUXE CASTERS (BLK)	EQUALIZER GLIDES	UPGRADE FINISH (5 TABLES MIN.)	SPECIAL HEIGHT
		P-10 (self)	L-21		PK-4	ADD	ADD	ADD	ADD	ADD	ADD	ADD	ADD	ADD	ADD
		L-15	P-12		L-23										
SN1	36x96	\$1,243		\$1,306	\$1,368	\$93	\$249	\$218	\$370	\$404	N/A	\$155	\$58	\$129	\$126
SN1	36x120 (1 piece)	\$1,588		\$1,668	\$1,747	\$119	\$318	N/A	N/A	N/A	N/A	\$232	\$87	\$129	\$126
SN1	36x144 (1 piece)	\$1,778		\$1,867	\$1,956	\$133	\$356	N/A	N/A	N/A	N/A	\$232	\$87	\$129	\$126
RACETRACK (RAC)															
SN1	36x72	\$1,138		\$1,195	\$1,252	\$85	\$228	\$199	\$370	\$313	N/A	\$155	\$58	\$129	\$126
SN1	36x84	\$1,234		\$1,295	\$1,357	\$93	\$247	\$216	\$370	\$313	N/A	\$155	\$58	\$129	\$126
SN1	36x96	\$1,329		\$1,395	\$1,461	\$100	\$266	\$233	\$370	\$313	N/A	\$155	\$58	\$129	\$126
OVAL (OVL)															
SN1	36x60	\$1,043		\$1,096	\$1,148	\$78	\$209	\$183	\$370	N/A	N/A	\$155	\$58	\$129	\$126
SN1	36x72	\$1,138		\$1,195	\$1,252	\$85	\$228	\$199	\$370	\$313	N/A	\$155	\$58	\$129	\$126
SN1	36x84	\$1,234		\$1,295	\$1,357	\$93	\$247	\$216	\$370	\$313	N/A	\$155	\$58	\$129	\$126
SN1	36x96	\$1,329		\$1,395	\$1,461	\$100	\$266	\$233	\$370	\$313	N/A	\$155	\$58	\$129	\$126
TRAPEZOID (TRP)															
SN1	24x24x48	\$741		\$778	\$815	\$56	\$148	\$130	\$370	N/A	N/A	\$155	\$58	\$129	\$126
SN1	24x36x60	\$958		\$1,006	\$1,054	\$72	\$192	\$168	\$370	N/A	N/A	\$155	\$58	\$129	\$126
SN1	30x30x60	\$890		\$934	\$979	\$67	\$178	\$156	\$370	N/A	N/A	\$155	\$58	\$129	\$126
SN1	30x42x72	\$1,146		\$1,204	\$1,261	\$86	\$229	\$201	\$370	N/A	N/A	\$155	\$58	\$129	\$126
SN1	36x36x72	\$1,138		\$1,195	\$1,252	\$85	\$228	\$199	\$370	N/A	N/A	\$155	\$58	\$129	\$126
HALF ROUND (HRD)															
SN1	24x48	\$685		\$720	\$754	\$51	\$137	\$120	\$370	N/A	N/A	\$155	\$58	\$129	\$126
SN1	30x60	\$831		\$872	\$914	\$62	\$166	\$145	\$370	N/A	N/A	\$155	\$58	\$129	\$126
SN1	36x72	\$1,076		\$1,130	\$1,184	\$81	\$215	\$188	\$370	N/A	N/A	\$155	\$58	\$129	\$126
QUARTER ROUND (QRD)															
SN1	24x24	\$562		\$590	\$618	\$42	\$112	\$98	N/A	N/A	N/A	\$155	\$58	\$129	\$126
SN1	30x30	\$643		\$675	\$707	\$48	\$129	\$112	N/A	N/A	N/A	\$155	\$58	\$129	\$126
SN1	36x36	\$811		\$851	\$892	\$61	\$162	\$142	N/A	N/A	N/A	\$155	\$58	\$129	\$126
CRESCENT (CRT)															
SN1	24x24x48	\$747		\$784	\$822	\$56	\$149	\$131	\$370	N/A	N/A	\$155	\$58	\$129	\$126
SN1	30x30x60	\$969		\$1,018	\$1,066	\$73	\$194	\$170	\$370	N/A	N/A	\$155	\$58	\$129	\$126
SN1	36x36x72	\$1,138		\$1,195	\$1,252	\$85	\$228	\$199	\$370	N/A	N/A	\$155	\$58	\$129	\$126

SENSE TABLES - (LAMINATE - WOOD EDGE)

Limited Base Finish Options - Textured Only



		Edge Choice: Wood (Red Oak & Maple)			Wood Upgrade	OPTIONS						
					Upgrade: Walnut / Mahogany / Cherry	NESTING	FOLDING	FLIP TOP	DELUXE CASTERS (BLK)	EQUALIZER GLIDES	UPGRADE FINISH (5 TABLES MIN.)	SPECIAL HEIGHT
				ADD								
												
SQUARE (SQR)												
SNX	24x24	\$768	\$896	\$1,024	15%	N/A	N/A	\$107	\$155	\$58	\$97	\$77
SNX	30x30	\$882	\$1,029	\$1,177	15%	N/A	N/A	\$107	\$155	\$58	\$97	\$77
SNX	36x36	\$1,012	\$1,181	\$1,350	15%	N/A	N/A	\$107	\$155	\$58	\$97	\$77
SNX	42x42	\$1,555	\$1,866	\$2,074	15%	N/A	N/A	\$107	\$155	\$58	\$97	\$77
SNX	48x48	\$1,760	\$2,112	\$2,347	15%	N/A	N/A	N/A	\$155	\$58	\$97	\$77
ROUND (RND)												
SNX	24	\$810	\$945	\$1,080	15%	N/A	N/A	\$107	\$155	\$58	\$97	\$77
SNX	30	\$920	\$1,073	\$1,226	15%	N/A	N/A	\$107	\$155	\$58	\$97	\$77
SNX	36	\$1,045	\$1,219	\$1,393	15%	N/A	N/A	\$107	\$155	\$58	\$97	\$77
SNX	42	\$1,481	\$1,777	\$1,975	15%	N/A	N/A	\$107	\$155	\$58	\$97	\$77
SNX	48	\$1,789	\$2,147	\$2,385	15%	N/A	N/A	\$107	\$155	\$58	\$97	\$77
SNX	54	\$2,012	\$2,414	\$2,682	15%	N/A	N/A	N/A	\$155	\$58	\$97	\$77
SNX	60	\$2,258	\$2,710	\$3,011	15%	N/A	N/A	N/A	\$155	\$58	\$97	\$77
RECTANGLE (REC)												
SN1	18x48	\$893	\$1,042	\$1,190	15%	\$370	N/A	N/A	\$155	\$58	\$129	\$126
SN1	18x60	\$976	\$1,138	\$1,301	15%	\$370	\$404	N/A	\$155	\$58	\$129	\$126
SN1	18x72	\$1,058	\$1,235	\$1,411	15%	\$370	\$404	N/A	\$155	\$58	\$129	\$126
SN1	18x84	\$1,224	\$1,428	\$1,632	15%	\$370	\$404	N/A	\$155	\$58	\$129	\$126
SN1	18x96	\$1,224	\$1,428	\$1,632	15%	\$370	\$404	N/A	\$155	\$58	\$129	\$126
SN1	24x30	\$839	\$979	\$1,118	15%	\$370	N/A	N/A	\$155	\$58	\$129	\$126
SN1	24x36	\$890	\$1,038	\$1,187	15%	\$370	N/A	N/A	\$155	\$58	\$129	\$126
SN1	24x42	\$941	\$1,098	\$1,255	15%	\$370	N/A	N/A	\$155	\$58	\$129	\$126
SN1	24x48	\$993	\$1,158	\$1,324	15%	\$370	N/A	N/A	\$155	\$58	\$129	\$126
SN1	24x60	\$1,096	\$1,278	\$1,461	15%	\$370	\$404	N/A	\$155	\$58	\$129	\$126
SN1	24x72	\$1,198	\$1,398	\$1,598	15%	\$370	\$404	N/A	\$155	\$58	\$129	\$126
SN1	24x84	\$1,404	\$1,638	\$1,872	15%	\$370	\$404	N/A	\$155	\$58	\$129	\$126
SN1	24x96	\$1,404	\$1,638	\$1,872	15%	\$370	\$404	N/A	\$155	\$58	\$129	\$126
SN1	24x120 (1 piece)	\$1,474	\$1,720	\$1,965	CF	N/A	N/A	N/A	\$232	\$87	\$129	\$126
SN1	24x144 (1 piece)	\$1,548	\$1,806	\$2,064	CF	N/A	N/A	N/A	\$232	\$87	\$129	\$126
SN1	30x36	\$1,081	\$1,261	\$1,441	15%	\$370	N/A	N/A	\$155	\$58	\$129	\$126
SN1	30x42	\$1,142	\$1,333	\$1,523	15%	\$370	N/A	N/A	\$155	\$58	\$129	\$126
SN1	30x48	\$1,204	\$1,404	\$1,605	15%	\$370	N/A	N/A	\$155	\$58	\$129	\$126
SN1	30x60	\$1,326	\$1,547	\$1,768	15%	\$370	\$404	N/A	\$155	\$58	\$129	\$126
SN1	30x72	\$1,339	\$1,563	\$1,786	15%	\$370	\$404	N/A	\$155	\$58	\$129	\$126
SN1	30x84	\$1,694	\$1,977	\$2,259	15%	\$370	\$404	N/A	\$155	\$58	\$129	\$126
SN1	30x96	\$1,694	\$1,977	\$2,259	15%	\$370	\$404	N/A	\$155	\$58	\$129	\$126
SN1	30x120 (1 piece)	\$1,779	\$2,075	\$2,372	CF	N/A	N/A	N/A	\$232	\$87	\$129	\$126
SN1	30x144 (1 piece)	\$1,868	\$2,179	\$2,490	CF	N/A	N/A	N/A	\$232	\$87	\$129	\$126
SN1	36x42	\$1,223	\$1,427	\$1,631	15%	\$370	N/A	N/A	\$155	\$58	\$129	\$126
SN1	36x48	\$1,295	\$1,511	\$1,726	15%	\$370	N/A	N/A	\$155	\$58	\$129	\$126
SN1	36x60	\$1,437	\$1,677	\$1,916	15%	\$370	\$404	N/A	\$155	\$58	\$129	\$126
SN1	36x72	\$1,580	\$1,843	\$2,107	15%	\$370	\$404	N/A	\$155	\$58	\$129	\$126
SN1	36x84	\$1,865	\$2,176	\$2,487	15%	\$370	\$404	N/A	\$155	\$58	\$129	\$126

SENSE TABLES - (LAMINATE - WOOD EDGE)

Limited Base Finish Options - Textured Only



		Edge Choice: Wood (Red Oak & Maple)			Wood Upgrade	OPTIONS						
		W-12	W-23 W-18 W-16	W-19 W-17 W-32	Upgrade: Walnut / Mahogany / Cherry	NESTING	FOLDING	FLIP TOP	DELUXE CASTERS (BLK)	EQUALIZER GLIDES	UPGRADE FINISH (5 TABLES MIN.)	SPECIAL HEIGHT
					ADD	ADD	ADD	ADD	ADD	ADD	ADD	ADD
SN1	36x96	\$1,865	\$2,176	\$2,487	15%	\$370	\$404	N/A	\$155	\$58	\$129	\$126
SN1	36x120 (1 piece)	\$2,382	\$2,779	\$3,176	15%	N/A	N/A	N/A	\$232	\$87	\$129	\$126
SN1	36x144 (1 piece)	N/A	N/A	N/A	N/A	N/A	N/A	N/A	\$232	\$87	\$129	\$126
RACETRACK (RAC)												
SN1	36x72	\$1,708	\$1,992	\$2,277	15%	\$370	\$313	N/A	\$155	\$58	\$129	\$126
SN1	36x84	\$1,993	\$2,325	\$2,657	15%	\$370	\$313	N/A	\$155	\$58	\$129	\$126
SN1	36x96	\$1,993	\$2,325	\$2,657	15%	\$370	\$313	N/A	\$155	\$58	\$129	\$126
OVAL (OVL)												
SN1	36x60	\$1,708	\$1,992	\$2,277	15%	\$370	N/A	N/A	\$155	\$58	\$129	\$126
SN1	36x72	\$1,708	\$1,992	\$2,277	15%	\$370	\$313	N/A	\$155	\$58	\$129	\$126
SN1	36x84	\$1,993	\$2,325	\$2,657	15%	\$370	\$313	N/A	\$155	\$58	\$129	\$126
SN1	36x96	\$1,993	\$2,325	\$2,657	15%	\$370	\$313	N/A	\$155	\$58	\$129	\$126
TRAPEZOID (TRP)												
SN1	24x24x48	\$1,213	\$1,419	\$1,613	15%	\$370	N/A	N/A	\$155	\$58	\$129	\$126
SN1	24x36x60	\$1,568	\$1,834	\$2,085	15%	\$370	N/A	N/A	\$155	\$58	\$129	\$126
SN1	30x30x60	\$1,456	\$1,704	\$1,937	15%	\$370	N/A	N/A	\$155	\$58	\$129	\$126
SN1	30x42x72	\$1,876	\$2,195	\$2,495	15%	\$370	N/A	N/A	\$155	\$58	\$129	\$126
SN1	36x36x72	\$1,863	\$2,180	\$2,478	15%	\$370	N/A	N/A	\$155	\$58	\$129	\$126
HALF ROUND (HRD)												
SN1	24x48	\$1,122	\$1,313	\$1,492	15%	\$370	N/A	N/A	\$155	\$58	\$129	\$126
SN1	30x60	\$1,359	\$1,591	\$1,808	15%	\$370	N/A	N/A	\$155	\$58	\$129	\$126
SN1	36x72	\$1,761	\$2,061	\$2,342	15%	\$370	N/A	N/A	\$155	\$58	\$129	\$126
QUARTER ROUND (QRD)												
SN1	24x24	\$919	\$1,076	\$1,223	15%	N/A	N/A	N/A	\$155	\$58	\$129	\$126
SN1	30x30	\$1,052	\$1,231	\$1,399	15%	N/A	N/A	N/A	\$155	\$58	\$129	\$126
SN1	36x36	\$1,327	\$1,552	\$1,765	15%	N/A	N/A	N/A	\$155	\$58	\$129	\$126
CRESCENT (CRT)												
SN1	24x24x48	\$1,223	\$1,430	\$1,626	15%	\$370	N/A	N/A	\$155	\$58	\$129	\$126
SN1	30x30x60	\$1,586	\$1,856	\$2,110	15%	\$370	N/A	N/A	\$155	\$58	\$129	\$126
SN1	36x36x72	\$1,863	\$2,180	\$2,478	15%	\$370	N/A	N/A	\$155	\$58	\$129	\$126

STARFIRE



STARFIRE

Starfire Tables with cast iron pedestals offer Berco's classic styling and are ideally suited for education and dining environments.

Table Pedestals Specifications

Finishes: Available in 5 powder coat wrinkle finishes. Our unique mechanical construction enables a flawless seam when mixing column finishes with any base finish.

Glides and Casters: All tables are equipped with 1" diameter stainless steel, rubber cushioned glides with 1/2" long stem. Optional styles of glides and casters available at an up charge.

Columns: 2" diameter (14 gauge) and 3" diameter (16 gauge) columns constructed from flash controlled tubing.

Base Plate: All cast iron base plates are surface ground and machined for column recess, guaranteeing uniform height and wobble-free tables. Each casting is drilled and tapped for adjustable glides.

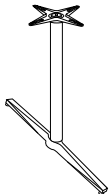
Spiders (Top Plates): All pedestals come standard with either a 10" or 15" cast spider, machined for column recess to insure levelness. Each spider is finished using recycled powder coat paint.

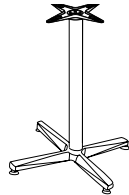
Starfire Table Options

There are several options available on Starfire including:

- Nesting
- Folding
- Flip Top
- Special Height
- Center Mount Electrical Column

STARFIRE BASE SPECIFICATIONS

<u>End Base</u>	<u>Smart Code</u>	<u>Base Size</u>	<u>Column Diameter</u>	<u>Top Capacity</u>
	ST1-22EB	22"	2"	30"x96"
	ST1-26EB	26"	2"	36"x96"

<u>Cross Base</u>	<u>Smart Code</u>	<u>Base Size</u>	<u>Column Diameter</u>	<u>Top Capacity</u>
	STX-22	22"	2"	30" SQ & RND
	STX-26	26"	2"	36" SQ & RND
	STX-32	32"	3"	42" SQ & 48" RND
	STX-42	42"	3"	48" SQ & 60" RND

STARFIRE TABLES - (LAMINATE - PVC EDGE)

Limited Base Finish Options - Textured Only



		Edge Choice: PVC & T-Mold				Laminate Upgrades		Light Weight	OPTIONS						
		T-15	L-18	P-14	PK-2	Laminate Upgrade I	Laminate Upgrade II	Light Weight (PVC only - 1" top)	NESTING	FLIP TOP	DELUXE CASTERS (BLK)	EQUALIZER GLIDES	CENTER MOUNT ELEC. COLUMN	UPGRADE FINISH (5 TABLES MIN)	SPECIAL HEIGHT
		P-10 (self)	L-21		PK-4	ADD	ADD	ADD	ADD	ADD	ADD	ADD	ADD	ADD	ADD
		L-15	P-12		L-23										
SQUARE (SQR)															
STX	24x24		\$581	\$610	\$639	\$44	\$116	\$102	N/A	\$107	\$155	\$58	\$322	\$271	\$77
STX	30x30		\$656	\$689	\$721	\$49	\$131	\$115	N/A	\$107	\$155	\$58	\$322	\$271	\$77
STX	36x36		\$763	\$801	\$839	\$57	\$153	\$134	N/A	\$107	\$155	\$58	\$322	\$271	\$77
STX	42x42		\$945	\$992	\$1,039	\$71	\$189	\$165	N/A	\$107	\$155	\$58	N/A	\$271	\$77
ROUND (RND)															
STX	24		\$610	\$641	\$671	\$46	\$122	\$107	N/A	\$107	\$155	\$58	\$322	\$271	\$77
STX	30		\$682	\$716	\$750	\$51	\$136	\$119	N/A	\$107	\$155	\$58	\$322	\$271	\$77
STX	36		\$786	\$825	\$864	\$59	\$157	\$138	N/A	\$107	\$155	\$58	\$322	\$271	\$77
STX	42		\$964	\$1,013	\$1,061	\$72	\$193	\$169	N/A	\$107	\$155	\$58	\$322	\$271	\$77
STX	48		\$1,076	\$1,130	\$1,184	\$81	\$215	\$188	N/A	\$107	\$155	\$58	N/A	\$271	\$77
RECTANGLE (REC)															
ST1	24x60		\$929	\$976	\$1,022	\$70	\$186	\$163	\$370	N/A	\$155	\$58	N/A	\$271	\$126
ST1	24x72		\$998	\$1,048	\$1,098	\$75	\$200	\$175	\$370	N/A	\$155	\$58	N/A	\$271	\$126
ST1	24x96		\$1,135	\$1,192	\$1,248	\$85	\$227	\$199	\$370	N/A	\$155	\$58	N/A	\$271	\$126
STX	30x42 (2431X)		\$755	\$793	\$831	\$57	\$151	\$132	N/A	N/A	\$155	\$58	N/A	\$271	\$126
STX	30x48 (2431X)		\$788	\$827	\$867	\$59	\$158	\$138	N/A	N/A	\$155	\$58	N/A	\$271	\$126
ST1	30x60		\$1,004	\$1,054	\$1,104	\$75	\$201	\$176	\$370	N/A	\$155	\$58	N/A	\$271	\$126
ST1	30x72		\$1,012	\$1,063	\$1,114	\$76	\$202	\$177	\$370	N/A	\$155	\$58	N/A	\$271	\$126
ST1	30x96		\$1,249	\$1,311	\$1,374	\$94	\$250	\$219	\$370	N/A	\$155	\$58	N/A	\$271	\$126
ST1	36x60		\$1,098	\$1,153	\$1,208	\$82	\$220	\$192	\$370	N/A	\$155	\$58	N/A	\$271	\$126
ST1	36x72		\$1,193	\$1,253	\$1,312	\$89	\$239	\$209	\$370	N/A	\$155	\$58	N/A	\$271	\$126
ST1	36x96		\$1,383	\$1,452	\$1,522	\$104	\$277	\$242	\$370	N/A	\$155	\$58	N/A	\$271	\$126

STARFIRE TABLES - (LAMINATE - WOOD EDGE)

Limited Base Finish Options - Textured Only



		Edge Choice: Wood (Red Oak & Maple)			Wood Upgrade	OPTIONS							
		W-12	W-23	W-19	Upgrade: Walnut / Mahogany / Cherry	NESTING	FLIP TOP	DELUXE CASTERS (BLK)	EQUALIZER GLIDES	CENTER MOUNT ELEC. COLUMN	UPGRADE FINISH (5 TABLES MIN)	SPECIAL HEIGHT	
			W-18	W-17		ADD	ADD	ADD	ADD	ADD	ADD	ADD	
		W-16	W-32										
SQUARE (SQR)													
STX	24x24	\$871	\$1,016	\$1,161	15%	N/A	\$107	\$155	\$58	\$322	\$271	\$77	
STX	30x30	\$984	\$1,148	\$1,312	15%	N/A	\$107	\$155	\$58	\$322	\$271	\$77	
STX	36x36	\$1,144	\$1,335	\$1,526	15%	N/A	\$107	\$155	\$58	\$322	\$271	\$77	
STX	42x42	\$1,772	\$2,126	\$2,362	15%	N/A	\$107	\$155	\$58	N/A	\$271	\$77	
ROUND (RND)													
STX	24	\$915	\$1,068	\$1,220	15%	N/A	\$107	\$155	\$58	\$322	\$271	\$77	
STX	30	\$1,023	\$1,193	\$1,364	15%	N/A	\$107	\$155	\$58	\$322	\$271	\$77	
STX	36	\$1,179	\$1,375	\$1,571	15%	N/A	\$107	\$155	\$58	\$322	\$271	\$77	
STX	42	\$1,808	\$2,170	\$2,411	15%	N/A	\$107	\$155	\$58	\$322	\$271	\$77	
STX	48	\$2,018	\$2,421	\$2,690	15%	N/A	\$107	\$155	\$58	N/A	\$271	\$77	
RECTANGLE (REC)													
ST1	24x60	\$1,394	\$1,627	\$1,859	15%	\$370	N/A	\$155	\$58	N/A	\$271	\$126	
ST1	24x72	\$1,497	\$1,746	\$1,996	15%	\$370	N/A	\$155	\$58	N/A	\$271	\$126	
ST1	24x96	\$1,702	\$1,986	\$2,270	15%	\$370	N/A	\$155	\$58	N/A	\$271	\$126	
STX	30x42 (2431X)	\$1,119	\$1,309	\$1,488	15%	N/A	N/A	\$155	\$58	N/A	\$271	\$126	
STX	30x48 (2431X)	\$1,185	\$1,386	\$1,576	15%	N/A	N/A	\$155	\$58	N/A	\$271	\$126	
ST1	30x60	\$1,505	\$1,756	\$2,007	15%	\$370	N/A	\$155	\$58	N/A	\$271	\$126	
ST1	30x72	\$1,519	\$1,772	\$2,025	15%	\$370	N/A	\$155	\$58	N/A	\$271	\$126	
ST1	30x96	\$1,873	\$2,186	\$2,498	15%	\$370	N/A	\$155	\$58	N/A	\$271	\$126	
ST1	36x60	\$1,647	\$1,921	\$2,196	15%	\$370	N/A	\$155	\$58	N/A	\$271	\$126	
ST1	36x72	\$1,790	\$2,088	\$2,386	15%	\$370	N/A	\$155	\$58	N/A	\$271	\$126	
ST1	36x96	\$2,075	\$2,421	\$2,766	15%	\$370	N/A	\$155	\$58	N/A	\$271	\$126	

TELESTO



TELESTO

Our Telesto Table System is a complete family of tables solely developed by Berco's designers and engineers with the goal of aesthetics, quality and value contributing to the finished product.

Table Pedestal Specifications

Finishes: Offered in 40+ Standard powder coat finishes. Our unique mechanical construction creates a flawless seam when matching column finishes with any base finish.

Glides and Casters: All tables are equipped with 2" diameter glides with brushed stainless steel cover over black plastic, 10mm threaded with 15mm long stem. The glide is suitable for carpet as well hard floors. Our twin wheel locking casters are offered as an option.

Pedestal Specifications

Fixed end base pedestals feature an aluminum column and spider support with die-cast aluminum base and are attached with (2) 3/8"-18 threaded steel rod and flange nut at 35 ft/lbs torque.

Folding mechanism


Our patented spring loaded folding mechanism is fully riveted to a steel mounting plate. Vinyl bumpers are integrated into the mechanism allowing for a non-marring, 3-1/2" stacking height. Equipped with molded release handle. Integral catch holds leg in folded position. Folding legs feature the same column housing as Telesto stationary tables attached to Berco's patented mechanism.

Telesto Table Options

There are several options available on Telesto including:

- Nesting
- Folding
- Special Height

TELESTO BASE SPECIFICATIONS

<u>End Base</u>	<u>Smart Code</u>	<u>Base Size</u>	<u>Column Size</u>	<u>Top Capacity</u>
	TLS-20EB	20"	2"x5.25"	24"x96"
	TLS-26EB	26"	2"x5.25"	36"x96"



NOTE: TEXTURED PAINT ONLY







TELESTO TABLES (LAMINATE - PVC EDGE)

		Edge Choice: PVC or T-Mold				Laminate Upgrades		Light Weight	OPTIONS				
		T-15	L-18	P-14	PK-2	Laminate Upgrade I	Laminate Upgrade II	Light Weight (PVC only - 1" top)	NESTING	FOLDING	POWDERCOAT UPGRADE	DELUXE CASTERS (BLK)	SPECIAL HEIGHT
		P-10 (self)	L-21		PK-4	ADD	ADD	ADD	ADD	ADD	ADD	ADD	ADD
		L-15	P-12		L-23								
RECTANGLE (REC)													
TLS	24x48	\$1,013	\$1,064	\$1,114	\$76	\$203	\$177	\$370	N/A	\$128	\$155	\$126	
TLS	24x60	\$1,082	\$1,136	\$1,190	\$81	\$216	\$189	\$370	\$380	\$128	\$155	\$126	
TLS	24x72	\$1,150	\$1,208	\$1,265	\$86	\$230	\$201	\$370	\$380	\$128	\$155	\$126	
TLS	24x84	\$1,219	\$1,280	\$1,340	\$91	\$244	\$213	\$370	\$380	\$128	\$155	\$126	
TLS	24x96	\$1,287	\$1,351	\$1,416	\$97	\$257	\$225	\$370	\$380	\$128	\$155	\$126	
TLS	30x48	\$1,103	\$1,159	\$1,214	\$83	\$221	\$193	\$370	N/A	\$128	\$155	\$126	
TLS	30x60	\$1,185	\$1,244	\$1,304	\$89	\$237	\$207	\$370	\$380	\$128	\$155	\$126	
TLS	30x72	\$1,194	\$1,254	\$1,313	\$90	\$239	\$209	\$370	\$380	\$128	\$155	\$126	
TLS	30x84	\$1,349	\$1,416	\$1,484	\$101	\$270	\$236	\$370	\$380	\$128	\$155	\$126	
TLS	30x96	\$1,430	\$1,502	\$1,574	\$107	\$286	\$250	\$370	\$380	\$128	\$155	\$126	
TLS	36x48	\$1,164	\$1,222	\$1,281	\$87	\$233	\$204	\$370	N/A	\$128	\$155	\$126	
TLS	36x60	\$1,259	\$1,322	\$1,385	\$94	\$252	\$220	\$370	\$380	\$128	\$155	\$126	
TLS	36x72	\$1,354	\$1,422	\$1,490	\$102	\$271	\$237	\$370	\$380	\$128	\$155	\$126	
TLS	36x84	\$1,449	\$1,522	\$1,594	\$109	\$290	\$254	\$370	\$380	\$128	\$155	\$126	
TLS	36x96	\$1,544	\$1,622	\$1,699	\$116	\$309	\$270	\$370	\$380	\$128	\$155	\$126	
RACETRACK (RAC)													
TLS	36x72	\$1,439	\$1,511	\$1,583	\$108	\$288	\$252	\$370	\$380	\$128	\$155	\$126	
TLS	36x84	\$1,535	\$1,611	\$1,688	\$115	\$307	\$269	\$370	\$380	\$128	\$155	\$126	
TLS	36x96	\$1,630	\$1,711	\$1,793	\$122	\$326	\$285	\$370	\$380	\$128	\$155	\$126	
OVAL (OVL)													
TLS	36x60	\$1,344	\$1,412	\$1,479	\$101	\$269	\$235	\$370	N/A	\$128	\$155	\$126	
TLS	36x72	\$1,439	\$1,511	\$1,583	\$108	\$288	\$252	\$370	N/A	\$128	\$155	\$126	
TLS	36x84	\$1,535	\$1,611	\$1,688	\$115	\$307	\$269	\$370	N/A	\$128	\$155	\$126	
TLS	36x96	\$1,630	\$1,711	\$1,793	\$122	\$326	\$285	\$370	N/A	\$128	\$155	\$126	
TRAPEZOID (TRP)													
TLS	24x24x48	\$1,098	\$1,153	\$1,208	\$82	\$220	\$192	\$370	N/A	\$128	\$155	\$126	
TLS	24x36x60	\$1,315	\$1,381	\$1,447	\$99	\$263	\$230	\$370	N/A	\$128	\$155	\$126	
TLS	30x30x60	\$1,241	\$1,303	\$1,365	\$93	\$248	\$217	\$370	N/A	\$128	\$155	\$126	
TLS	30x42x72	\$1,497	\$1,572	\$1,647	\$112	\$299	\$262	\$370	N/A	\$128	\$155	\$126	
TLS	36x36x72	\$1,439	\$1,511	\$1,583	\$108	\$288	\$252	\$370	N/A	\$128	\$155	\$126	
HALF ROUND (HRD)													
TLS	24x48	\$1,043	\$1,095	\$1,147	\$78	\$209	\$182	\$370	N/A	\$128	\$155	\$126	
TLS	30x60	\$1,182	\$1,241	\$1,300	\$89	\$236	\$207	\$370	N/A	\$128	\$155	\$126	
TLS	36x72	\$1,348	\$1,415	\$1,483	\$101	\$270	\$236	\$370	N/A	\$128	\$155	\$126	
QUARTER ROUND (QRD)													
TLS	30x30	\$994	\$1,044	\$1,093	\$75	\$199	\$174	N/A	N/A	\$128	\$155	\$126	
TLS	36x36	\$1,082	\$1,136	\$1,191	\$81	\$216	\$189	N/A	N/A	\$128	\$155	\$126	
CRESCENT (CRT)													
TLS	24x24x48	\$1,098	\$1,153	\$1,208	\$82	\$220	\$192	\$370	N/A	\$128	\$155	\$126	
TLS	30x30x60	\$1,270	\$1,334	\$1,397	\$95	\$254	\$222	\$370	N/A	\$128	\$155	\$126	
TLS	36x36x72	\$1,439	\$1,511	\$1,583	\$108	\$288	\$252	\$370	N/A	\$128	\$155	\$126	



NOTE: TEXTURED PAINT ONLY








TELESTO TABLES (LAMINATE - WOOD EDGE)

		Edge Choice: Wood (Red Oak & Maple)			Wood Upgrade	OPTIONS				
		 W-12	 W-23	 W-19	Upgrade: Walnut / Mahogany / Cherry	NESTING	FOLDING	POWDERCOAT UPGRADE	DELUXE CASTERS (BLK)	SPECIAL HEIGHT
		 W-18	 W-17	 W-16						
RECTANGLE (REC)										
TLS	24x48	\$1,520	\$1,773	\$2,026	15%	\$370	N/A	\$128	\$155	\$126
TLS	24x60	\$1,622	\$1,893	\$2,163	15%	\$370	\$380	\$128	\$155	\$126
TLS	24x72	\$1,725	\$2,013	\$2,300	15%	\$370	\$380	\$128	\$155	\$126
TLS	24x84	\$1,931	\$2,252	\$2,574	15%	\$370	\$380	\$128	\$155	\$126
TLS	24x96	\$1,931	\$2,252	\$2,574	15%	\$370	\$380	\$128	\$155	\$126
TLS	30x48	\$1,655	\$1,931	\$2,207	15%	\$370	N/A	\$128	\$155	\$126
TLS	30x60	\$1,778	\$2,074	\$2,370	15%	\$370	\$380	\$128	\$155	\$126
TLS	30x72	\$1,791	\$2,089	\$2,388	15%	\$370	\$380	\$128	\$155	\$126
TLS	30x84	\$2,146	\$2,503	\$2,861	15%	\$370	\$380	\$128	\$155	\$126
TLS	30x96	\$2,146	\$2,503	\$2,861	15%	\$370	\$380	\$128	\$155	\$126
TLS	36x48	\$1,746	\$2,037	\$2,328	15%	\$370	N/A	\$128	\$155	\$126
TLS	36x60	\$1,889	\$2,204	\$2,519	15%	\$370	\$380	\$128	\$155	\$126
TLS	36x72	\$2,031	\$2,370	\$2,709	15%	\$370	\$380	\$128	\$155	\$126
TLS	36x84	\$2,317	\$2,703	\$3,089	15%	\$370	\$380	\$128	\$155	\$126
TLS	36x96	\$2,317	\$2,703	\$3,089	15%	\$370	\$380	\$128	\$155	\$126
RACETRACK (RAC)										
TLS	36x72	\$2,159	\$2,519	\$2,879	15%	\$370	\$380	\$128	\$155	\$126
TLS	36x84	\$2,444	\$2,852	\$3,259	15%	\$370	\$380	\$128	\$155	\$126
TLS	36x96	\$2,444	\$2,852	\$3,259	15%	\$370	\$380	\$128	\$155	\$126
OVAL (OVL)										
TLS	36x60	\$2,159	\$2,519	\$2,879	15%	\$370	N/A	\$128	\$155	\$126
TLS	36x72	\$2,159	\$2,519	\$2,879	15%	\$370	N/A	\$128	\$155	\$126
TLS	36x84	\$2,444	\$2,852	\$3,259	15%	\$370	N/A	\$128	\$155	\$126
TLS	36x96	\$2,444	\$2,852	\$3,259	15%	\$370	N/A	\$128	\$155	\$126
TRAPEZOID (TRP)										
TLS	24x24x48	\$1,764	\$2,064	\$2,346	15%	\$370	N/A	\$128	\$155	\$126
TLS	24x36x60	\$2,112	\$2,471	\$2,809	15%	\$370	N/A	\$128	\$155	\$126
TLS	30x30x60	\$1,993	\$2,332	\$2,651	15%	\$370	N/A	\$128	\$155	\$126
TLS	30x42x72	\$2,405	\$2,814	\$3,199	15%	\$370	N/A	\$128	\$155	\$126
TLS	36x36x72	\$2,312	\$2,705	\$3,075	15%	\$370	N/A	\$99	\$155	\$126
HALF ROUND (HRD)										
TLS	24x48	\$1,674	\$1,959	\$2,227	15%	\$370	N/A	\$128	\$155	\$126
TLS	30x60	\$1,898	\$2,221	\$2,525	15%	\$370	N/A	\$128	\$155	\$126
TLS	36x72	\$2,165	\$2,533	\$2,879	15%	\$370	N/A	\$128	\$155	\$126
QUARTER ROUND (QRD)										
TLS	30x30	\$1,596	\$1,868	\$2,123	15%	N/A	N/A	\$128	\$155	\$126
TLS	36x36	\$1,738	\$2,034	\$2,312	15%	N/A	N/A	\$128	\$155	\$126
CRESCENT (CRT)										
TLS	24x24x48	\$1,764	\$2,064	\$2,346	15%	\$370	N/A	\$128	\$155	\$126
TLS	30x30x60	\$2,040	\$2,387	\$2,713	15%	\$370	N/A	\$128	\$155	\$126
TLS	36x36x72	\$2,312	\$2,705	\$3,075	15%	\$370	N/A	\$128	\$155	\$126



NOTE: TEXTURED PAINT ONLY

TELESTO TABLES (VENEER)

	Edge Choice: Wood (Red Oak & Maple)			Wood Upgrade	OPTIONS				
	V-12	V-23	V-19	Upgrade: Walnut / Mahogany / Cherry	NESTING	POWDERCOAT UPGRADE	DELUXE CASTERS (BLK)	SPECIAL HEIGHT	
									
				ADD	ADD	ADD	ADD	ADD	
									
RECTANGLE (REC)									
TLS 24x48	\$1,667	\$1,834	\$1,917	15%	\$370	\$128	\$155	\$126	
TLS 24x60	\$1,932	\$2,125	\$2,222	15%	\$370	\$128	\$155	\$126	
TLS 24x72	\$2,204	\$2,424	\$2,534	15%	\$370	\$128	\$155	\$126	
TLS 24x84	\$2,747	\$3,022	\$3,159	15%	\$370	\$128	\$155	\$126	
TLS 24x96	\$2,747	\$3,022	\$3,159	15%	\$370	\$128	\$155	\$126	
TLS 30x48	\$1,940	\$2,135	\$2,232	15%	\$370	\$128	\$155	\$126	
TLS 30x60	\$2,275	\$2,502	\$2,616	15%	\$370	\$128	\$155	\$126	
TLS 30x72	\$2,609	\$2,870	\$3,000	15%	\$370	\$128	\$155	\$126	
TLS 30x84	\$3,278	\$3,605	\$3,769	15%	\$370	\$128	\$155	\$126	
TLS 30x96	\$3,278	\$3,605	\$3,769	15%	\$370	\$128	\$155	\$126	
TLS 36x48	\$2,212	\$2,433	\$2,544	15%	\$370	\$128	\$155	\$126	
TLS 36x60	\$2,609	\$2,870	\$3,000	15%	\$370	\$128	\$155	\$126	
TLS 36x72	\$3,006	\$3,307	\$3,457	15%	\$370	\$128	\$155	\$126	
TLS 36x84	\$3,807	\$4,188	\$4,378	15%	\$370	\$128	\$155	\$126	
TLS 36x96	\$3,807	\$4,188	\$4,378	15%	\$370	\$128	\$155	\$126	
RACETRACK (RAC)									
TLS 36x72	\$3,521	\$3,874	\$4,050	15%	\$370	\$128	\$155	\$126	
TLS 36x84	\$4,315	\$4,747	\$4,963	15%	\$370	\$128	\$155	\$126	
TLS 36x96	\$4,315	\$4,747	\$4,963	15%	\$370	\$128	\$155	\$126	
OVAL (OVL)									
TLS 36x60	\$3,786	\$4,165	\$4,354	15%	\$370	\$128	\$155	\$126	
TLS 36x72	\$3,786	\$4,165	\$4,354	15%	\$370	\$128	\$155	\$126	
TLS 36x84	\$4,845	\$5,329	\$5,572	15%	\$370	\$128	\$155	\$126	
TLS 36x96	\$4,845	\$5,329	\$5,572	15%	\$370	\$128	\$155	\$126	
TRAPEZOID (TRP)									
TLS 24x24x48	\$1,764	\$1,940	\$2,029	15%	\$370	\$128	\$155	\$126	
TLS 24x36x60	\$2,112	\$2,323	\$2,429	15%	\$370	\$128	\$155	\$126	
TLS 30x30x60	\$1,993	\$2,192	\$2,292	15%	\$370	\$128	\$155	\$126	
TLS 30x42x72	\$2,405	\$2,646	\$2,766	15%	\$370	\$128	\$155	\$126	
TLS 36x36x72	\$2,312	\$2,543	\$2,659	15%	\$370	\$99	\$155	\$126	
HALF ROUND (HRD)									
TLS 24x48	\$1,674	\$1,842	\$1,926	15%	\$370	\$128	\$155	\$126	
TLS 30x60	\$1,898	\$2,088	\$2,183	15%	\$370	\$128	\$155	\$126	
TLS 36x72	\$2,165	\$2,381	\$2,489	15%	\$370	\$128	\$155	\$126	
QUARTER ROUND (QRD)									
TLS 30x30	\$1,596	\$1,756	\$1,836	15%	N/A	\$128	\$155	\$126	
TLS 36x36	\$1,738	\$1,912	\$1,999	15%	N/A	\$128	\$155	\$126	
CRESCENT (CRT)									
TLS 24x24x48	\$1,764	\$1,940	\$2,029	15%	\$370	\$128	\$155	\$126	
TLS 30x30x60	\$2,040	\$2,244	\$2,346	15%	\$370	\$128	\$155	\$126	
TLS 36x36x72	\$2,312	\$2,543	\$2,659	15%	\$370	\$128	\$155	\$126	

TITAN



TITAN

Titan Tables are manufactured with Berco's goal of quality and value and are ideally suited for use in a myriad of settings including corporate training rooms, cafeterias, educational settings and healthcare environments. Your choice of options make our Titan tables adapt to your specific requirements.

Table Pedestal Specifications

Finishes: Available in 40+ standard powder coat finishes. Chrome plated finishes are offered at an additional charge. Our unique mechanical construction enables a flawless seam when mixing column finishes with any base finish. Custom finishes available. Please contact Customer Service for quotation.

Glides and Casters: All tables are equipped with 2" diameter glides with brushed stainless steel cover over black plastic foot. The stem is M10 and 15mm long. The glide is suitable for carpet, as well as hard floors. Our high quality twin wheel locking casters are offered as an option.

Titan Folding Table Leg Specifications

Our patented spring loaded folding mechanism is fully riveted to a steel mounting plate. Vinyl bumpers are integrated into the mechanism allowing for a non-marring, 3-1/2" stacking height. Equipped with a molded release handle and an integral catch holds leg in folded position.

Titan Table Options

There are several options available on Titan including:

- Folding
- Special Height

TITAN

TITAN BASE SPECIFICATIONS

Pedestal



Smart Code

TS1-2
TS1-3
TS1-4

Base Size

N/A
N/A
N/A

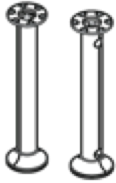
Column Diameter

2"
3"
4"

Top Capacity

30" Minimum Width
Distance Between
Legs Not To Exceed
48"

Permanent Mount



Smart Code

TS1-PMB
TS1-PMBE

Base Size

N/A
N/A

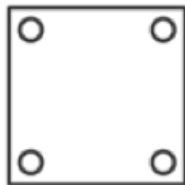
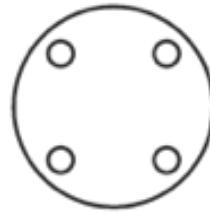
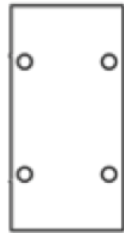
Column Diameter

3"
3"

Top Capacity

Consult Factory

TITAN DESIGN OPTIONS





TITAN TABLES - (LAMINATE - PVC EDGE)												
Edge Choice: PVC & T-Mold				Laminate Upgrades		Light Weight	OPTIONS					
				Laminate Upgrade I	Laminate Upgrade II	Light Weight (PVC only - 1" top)	FOLDING	POWDERCOAT UPGRADE	CHROME	DELUXE CASTERS (BLIK)	SPECIAL HEIGHT	
												ADD
SQUARE (SQR)												
TS1 42x42		\$1,276	\$1,340	\$1,404	\$96	\$255	\$223	\$807	\$128	\$322	\$155	\$126
TS1 48x48		\$1,385	\$1,454	\$1,524	\$104	\$277	\$242	\$807	\$128	\$322	\$155	\$126
TS1 60x60		\$1,642	\$1,724	\$1,806	\$123	\$328	N/A	N/A	\$128	\$322	\$155	\$126
ROUND (RND)												
TS1 36		\$1,201	\$1,261	\$1,321	\$90	\$240	\$210	N/A	\$128	\$322	\$155	\$126
TS1 42		\$1,294	\$1,359	\$1,424	\$97	\$259	\$227	N/A	\$128	\$322	\$155	\$126
TS1 48		\$1,401	\$1,471	\$1,541	\$105	\$280	\$245	\$807	\$128	\$322	\$155	\$126
TS1 60 (light weight std. Folding)		\$1,651	\$1,733	\$1,816	\$124	\$330	\$289	\$807	\$128	\$322	\$155	\$126
TS1 72 (light weight std. - 2 piece)		\$2,820	\$2,960	\$3,101	\$211	\$564	Incl.	\$807	\$128	\$322	\$155	\$126
RECTANGLE (REC)												
TS1 30x60		\$1,262	\$1,326	\$1,389	\$95	\$252	\$221	\$807	\$128	\$322	\$155	\$126
TS1 30x72		\$1,271	\$1,334	\$1,398	\$95	\$254	\$222	\$807	\$128	\$322	\$155	\$126
TS1 30x84		\$1,445	\$1,517	\$1,589	\$108	\$289	\$253	\$807	\$128	\$322	\$155	\$126
TS1 30x96		\$1,523	\$1,599	\$1,675	\$114	\$305	\$266	\$807	\$128	\$322	\$155	\$126
TS1 36x60		\$1,360	\$1,428	\$1,496	\$102	\$272	\$238	\$807	\$128	\$322	\$155	\$126
TS1 36x72		\$1,450	\$1,523	\$1,595	\$109	\$290	\$254	\$807	\$128	\$322	\$155	\$126
TS1 36x84		\$1,541	\$1,618	\$1,695	\$116	\$308	\$270	\$807	\$128	\$322	\$155	\$126
TS1 36x96		\$1,631	\$1,712	\$1,794	\$122	\$326	\$285	\$807	\$128	\$322	\$155	\$126
TS1 42x84		\$1,636	\$1,718	\$1,800	\$123	\$327	\$286	\$807	\$128	\$322	\$155	\$126
TS1 42x96		\$1,739	\$1,826	\$1,913	\$130	\$348	\$304	\$807	\$128	\$322	\$155	\$126
TS1 48x84		\$1,732	\$1,819	\$1,905	\$130	\$346	\$303	\$807	\$128	\$322	\$155	\$126
TS1 48x96		\$1,848	\$1,940	\$2,032	\$139	\$370	\$323	\$807	\$128	\$322	\$155	\$126
RACETRACK (RAC)												
TS1 30x60		\$1,370	\$1,439	\$1,507	\$103	\$274	\$240	\$807	\$128	\$322	\$155	\$126
TS1 36x72		\$1,531	\$1,608	\$1,684	\$115	\$306	\$268	\$807	\$128	\$322	\$155	\$126
TS1 36x84		\$1,621	\$1,703	\$1,784	\$122	\$324	\$284	\$807	\$128	\$322	\$155	\$126
TS1 36x96		\$1,712	\$1,797	\$1,883	\$128	\$342	\$300	\$807	\$128	\$322	\$155	\$126
TS1 42x84		\$1,717	\$1,803	\$1,889	\$129	\$343	\$301	\$807	\$128	\$322	\$155	\$126
TS1 42x96		\$1,820	\$1,911	\$2,002	\$137	\$364	\$319	\$807	\$128	\$322	\$155	\$126
TS1 48x96		\$1,928	\$2,025	\$2,121	\$145	\$386	\$337	\$807	\$128	\$322	\$155	\$126
HALF ROUND (HRD)												
TS1 24x48		\$996	\$1,046	\$1,096	\$75	\$199	\$174	N/A	\$128	\$322	\$155	\$126
TS1 30x60		\$1,129	\$1,185	\$1,241	\$85	\$226	\$197	N/A	\$128	\$322	\$155	\$126
TS1 36x72		\$1,286	\$1,350	\$1,415	\$96	\$257	\$225	N/A	\$128	\$322	\$155	\$126



TITAN TABLES - (LAMINATE - WOOD EDGE)									
Edge Choice: Wood (Red Oak & Maple)				Wood Upgrade	OPTIONS				
W-12	W-23	W-19	Upgrade: Walnut / Mahogany / Cherry	FOLDING	POWDERCOAT UPGRADE	CHROME	DELUXE CASTERS (BLK)	SPECIAL HEIGHT	
	W-18	W-17		ADD	ADD	ADD	ADD	ADD	ADD
	W-16	W-32							
SQUARE (SQR)									
TS1 42x42	\$2,392	\$2,871	\$3,190	15%	\$807	\$128	\$322	\$155	\$126
TS1 48x48	\$2,597	\$3,117	\$3,463	15%	\$807	\$128	\$322	\$155	\$126
TS1 60x60	\$3,078	\$3,694	\$4,104	15%	N/A	\$128	\$322	\$155	\$126
ROUND (RND)									
TS1 36	\$1,801	\$2,102	\$2,402	15%	N/A	\$128	\$322	\$155	\$126
TS1 42	\$2,427	\$2,913	\$3,236	15%	N/A	\$128	\$322	\$155	\$126
TS1 48	\$2,626	\$3,151	\$3,502	15%	\$807	\$128	\$322	\$155	\$126
TS1 60 (light weight std. Folding)	\$3,095	\$3,714	\$4,127	15%	\$807	\$128	\$322	\$155	\$126
TS1 72 (light weight std. - 2 piece)	\$5,287	\$6,344	\$7,049	15%	\$807	\$128	\$322	\$155	\$126
RECTANGLE (REC)									
TS1 30x60	\$1,894	\$2,209	\$2,525	15%	\$807	\$128	\$322	\$155	\$126
TS1 30x72	\$1,906	\$2,224	\$2,541	15%	\$807	\$128	\$322	\$155	\$126
TS1 30x84	\$2,284	\$2,665	\$3,045	15%	\$807	\$128	\$322	\$155	\$126
TS1 30x96	\$2,284	\$2,665	\$3,045	15%	\$807	\$128	\$322	\$155	\$126
TS1 36x60	\$2,040	\$2,380	\$2,720	15%	\$807	\$128	\$322	\$155	\$126
TS1 36x72	\$2,175	\$2,538	\$2,901	15%	\$807	\$128	\$322	\$155	\$126
TS1 36x84	\$2,446	\$2,854	\$3,262	15%	\$807	\$128	\$322	\$155	\$126
TS1 36x96	\$2,446	\$2,854	\$3,262	15%	\$807	\$128	\$322	\$155	\$126
TS1 42x84	\$2,691	\$3,140	\$3,588	5%	\$807	\$128	\$322	\$155	\$126
TS1 42x96	\$3,229	\$3,767	\$4,306	15%	\$807	\$128	\$322	\$155	\$126
TS1 48x84	\$3,229	\$3,767	\$4,306	15%	\$807	\$128	\$322	\$155	\$126
TS1 48x96	\$3,464	\$4,157	\$4,619	15%	\$807	\$128	\$322	\$155	\$126
RACETRACK (RAC)									
TS1 30x60	\$2,297	\$2,680	\$3,062	15%	\$807	\$128	\$322	\$155	\$126
TS1 36x72	\$2,297	\$2,680	\$3,062	15%	\$807	\$128	\$322	\$155	\$126
TS1 36x84	\$2,568	\$2,996	\$3,424	15%	\$807	\$128	\$322	\$155	\$126
TS1 36x96	\$2,568	\$2,996	\$3,424	15%	\$807	\$128	\$322	\$155	\$126
TS1 42x84	\$3,081	\$3,595	\$4,108	15%	\$807	\$128	\$322	\$155	\$126
TS1 42x96	\$3,081	\$3,595	\$4,108	15%	\$807	\$128	\$322	\$155	\$126
TS1 48x96	\$3,616	\$4,339	\$4,821	15%	\$807	\$128	\$322	\$155	\$126
HALF ROUND (HRD)									
TS1 24x48	\$1,669	\$1,953	\$2,220	15%	N/A	\$128	\$322	\$155	\$126
TS1 30x60	\$1,891	\$2,213	\$2,515	15%	N/A	\$128	\$322	\$155	\$126
TS1 36x72	\$2,155	\$2,522	\$2,867	15%	N/A	\$128	\$322	\$155	\$126



TITAN TABLES - (VENEER)								
	Edge Choice: Wood (Red Oak & Maple)			Wood Upgrade	OPTIONS			
	V-12	V-23 V-18 V-16	V-19 V-17 V-32	Upgrade: Walnut / Mahogany / Cherry	POWDERCOAT UPGRADE	CHROME	DELUXE CASTERS (BLK)	SPECIAL HEIGHT
				ADD	ADD	ADD	ADD	ADD
SQUARE (SQR)								
TS1 42x42	\$2,895	\$3,184	\$3,329	15%	\$128	\$322	\$155	\$126
TS1 48x48	\$3,205	\$3,526	\$3,686	15%	\$128	\$322	\$155	\$126
TS1 60x60	\$4,112	\$4,523	\$4,728	15%	\$128	\$322	\$155	\$126
ROUND (RND)								
TS1 36	\$2,217	\$2,439	\$2,550	15%	\$128	\$322	\$155	\$126
TS1 42	\$2,740	\$3,014	\$3,151	15%	\$128	\$322	\$155	\$126
TS1 48	\$3,339	\$3,672	\$3,839	15%	\$128	\$322	\$155	\$126
TS1 60 (light weight std. Folding)	\$4,773	\$5,251	\$5,489	15%	\$128	\$322	\$155	\$126
TS1 72 (light weight std. - 2 piece)	\$6,842	\$7,526	\$7,868	15%	\$128	\$322	\$155	\$126
RECTANGLE (REC)								
TS1 30x60	\$2,447	\$2,692	\$2,814	15%	\$128	\$322	\$155	\$126
TS1 30x72	\$2,781	\$3,060	\$3,199	15%	\$128	\$322	\$155	\$126
TS1 30x84	\$3,450	\$3,795	\$3,968	15%	\$128	\$322	\$155	\$126
TS1 30x96	\$3,450	\$3,795	\$3,968	15%	\$128	\$322	\$155	\$126
TS1 36x60	\$2,781	\$3,060	\$3,199	15%	\$128	\$322	\$155	\$126
TS1 36x72	\$3,178	\$3,496	\$3,655	15%	\$128	\$322	\$155	\$126
TS1 36x84	\$3,979	\$4,377	\$4,576	15%	\$128	\$322	\$155	\$126
TS1 36x96	\$3,979	\$4,377	\$4,576	15%	\$128	\$322	\$155	\$126
TS1 42x84	\$4,377	\$4,815	\$5,034	15%	\$128	\$322	\$155	\$126
TS1 42x96	\$5,253	\$5,778	\$6,041	15%	\$128	\$322	\$155	\$126
TS1 48x84	\$5,253	\$5,778	\$6,041	15%	\$128	\$322	\$155	\$126
TS1 48x96	\$5,515	\$6,067	\$6,343	15%	\$128	\$322	\$155	\$126
RACETRACK (RAC)								
TS1 30x60	\$3,694	\$4,063	\$4,248	15%	\$128	\$322	\$155	\$126
TS1 36x72	\$3,694	\$4,063	\$4,248	15%	\$128	\$322	\$155	\$126
TS1 36x84	\$4,488	\$4,937	\$5,161	15%	\$128	\$322	\$155	\$126
TS1 36x96	\$4,488	\$4,937	\$5,161	15%	\$128	\$322	\$155	\$126
TS1 42x84	\$5,385	\$5,924	\$6,193	15%	\$128	\$322	\$155	\$126
TS1 42x96	\$5,385	\$5,924	\$6,193	15%	\$128	\$322	\$155	\$126
TS1 48x96	\$5,553	\$6,109	\$6,386	15%	\$128	\$322	\$155	\$126
HALF ROUND (HRD)								
TS1 24x48	\$1,669	\$1,836	\$1,920	15%	\$128	\$322	\$155	\$126
TS1 30x60	\$1,891	\$2,080	\$2,175	15%	\$128	\$322	\$155	\$126
TS1 36x72	\$2,155	\$2,371	\$2,479	15%	\$128	\$322	\$155	\$126

VORTEX



VORTEX

A powerful swirl of beauty and grace come together in the trumpet-shaped Vortex. Perfect for dining facilities or meeting rooms, Vortex adds a timeless, elegant look to your space. Vortex tables bases are made of spun steel with a base weight for added stability.

Pedestal Specifications:

Finishes: Available in 40+ standard powder coat finishes. Chrome plated finishes are offered at an additional charge. Our unique mechanical construction enables a flawless seam when mixing column finishes with any base finish. Custom finishes available. Please contact Customer Service for quotation.

Glides and Casters: Not available on 18" and 24" base sizes. On 30" bases glides are included. Casters NOT available on any size base.

Pedestal Specifications

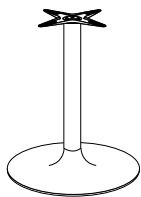
Trumpet-shaped base features 14 gauge (.083) spun steel with a specially designed weight for maximum stability. 2" columns are 14 gauge and 3" columns are 16 gauge. All columns are rolled steel tubing square cut to insure levelness. Cast iron spiders are machined for column recess and bolted with 1/2"-13 steel threaded rod.

Vortex Table Options

There are several options available on Vortex including:

- Flip Top
- Special Height

VORTEX BASE SPECIFICATIONS



<u>Smart Code</u>	<u>Base Size</u>	<u>Column Diameter</u>	<u>Top Capacity</u>
VOX-18X	18"	2"	30" SQ & RND
VOX-24X	24"	3"	36" SQ & 48" RND
VOX-30X	30"	3"	42" SQ & 60" RND

VORTEX TABLES - (LAMINATE - PVC EDGE)



	Edge Choice: PVC or T-Mold				Laminate Upgrades		Light Weight	OPTIONS			
	T-15 P-10 (self) L-15	L-18 L-21 P-12	P-14	PK-2 PK-4 L-23	Laminate Upgrade I	Laminate Upgrade II	Light Weight (PVC only - 1" top)	FLIP-TOP	POWDERCOAT UPGRADE	CHROME	SPECIAL HEIGHT
					ADD	ADD	ADD	ADD	ADD	ADD	ADD
SQUARE (SQR)											
VOX 24x24 - no glides	\$833		\$874	\$916	\$62	\$167	\$146	\$107	\$128	\$258	\$77
VOX 30x30 - no glides	\$908		\$953	\$998	\$68	\$182	\$159	\$107	\$128	\$258	\$77
VOX 36x36 - no glides	\$1,161		\$1,219	\$1,277	\$87	\$232	\$203	\$107	\$128	\$258	\$77
VOX 42x42 - with glides	\$1,595		\$1,674	\$1,754	\$120	\$319	\$279	\$107	\$128	\$258	\$77
ROUND (RND)											
VOX 24 - no glides	\$862		\$905	\$948	\$65	\$172	\$151	\$107	\$128	\$258	\$77
VOX 30 - no glides	\$934		\$980	\$1,027	\$70	\$187	\$163	\$107	\$128	\$258	\$77
VOX 36 - no glides	\$1,183		\$1,243	\$1,302	\$89	\$237	\$207	\$107	\$128	\$258	\$77
VOX 42 - no glides	\$1,282		\$1,346	\$1,410	\$96	\$256	\$224	\$107	\$128	\$258	\$77
VOX 48 - no glides	\$1,394		\$1,463	\$1,533	\$105	\$279	\$244	\$107	\$128	\$258	\$77
VOX 54 - with glides	\$1,851		\$1,943	\$2,036	\$139	\$370	\$324	N/A	\$128	\$258	\$77
VOX 60 - with glides	\$1,989		\$2,089	\$2,188	\$149	\$398	\$348	N/A	\$128	\$258	\$77
RECTANGLE (REC)											
VOX2 24x60 (2 bases)	\$1,575		\$1,654	\$1,733	\$118	\$315	\$276	N/A	\$255	\$516	\$153
VOX2 24x72 (2 bases)	\$1,644		\$1,726	\$1,808	\$123	\$329	\$288	N/A	\$255	\$516	\$153
VOX2 30x60 (2 bases)	\$1,978		\$2,077	\$2,176	\$148	\$396	\$346	N/A	\$255	\$516	\$153
VOX2 30x72 (2 bases)	\$1,987		\$2,087	\$2,186	\$149	\$397	\$348	N/A	\$255	\$516	\$153
VOX2 36x48 (2 bases)	\$2,622		\$2,753	\$2,884	\$197	\$524	\$459	N/A	\$255	\$516	\$153
VOX2 36x60 (2 bases)	\$2,717		\$2,853	\$2,989	\$204	\$543	\$475	N/A	\$255	\$516	\$153
VOX2 36x72 (2 bases)	\$2,812		\$2,953	\$3,093	\$211	\$562	\$492	N/A	\$255	\$516	\$153

VORTEX TABLES - (LAMINATE - WOOD EDGE)



	Edge Choice: Wood (Red Oak & Maple)			Wood Upgrade	OPTIONS				
	W-12	W-23 W-18 W-16	W-19 W-17 W-32	Upgrade: Walnut / Mahogany / Cherry	FLIP-TOP	POWDERCOAT UPGRADE	CHROME	SPECIAL HEIGHT	
				ADD	ADD	ADD	ADD	ADD	
SQUARE (SQR)									
VOX 24x24 - no glides	\$1,249	\$1,457	\$1,665	15%	\$107	\$128	\$258	\$77	
VOX 30x30 - no glides	\$1,361	\$1,588	\$1,815	15%	\$107	\$128	\$258	\$77	
VOX 36x36 - no glides	\$1,741	\$2,031	\$2,321	15%	\$107	\$128	\$258	\$77	
VOX 42x42 - with glides	\$2,990	\$3,588	\$3,987	15%	\$107	\$128	\$258	\$77	
ROUND (RND)									
VOX 24 - no glides	\$1,293	\$1,508	\$1,724	15%	\$107	\$128	\$258	\$77	
VOX 30 - no glides	\$1,401	\$1,634	\$1,867	15%	\$107	\$128	\$258	\$77	
VOX 36 - no glides	\$1,775	\$2,071	\$2,367	15%	\$107	\$128	\$258	\$77	
VOX 42 - no glides	\$2,403	\$2,884	\$3,205	15%	\$107	\$128	\$258	\$77	
VOX 48 - no glides	\$2,613	\$3,135	\$3,484	15%	\$107	\$128	\$258	\$77	
VOX 54 - with glides	\$3,470	\$4,165	\$4,627	15%	N/A	\$128	\$258	\$77	
VOX 60 - with glides	\$3,730	\$4,476	\$4,973	15%	N/A	\$128	\$258	\$77	
RECTANGLE (REC)									
VOX2 24x60 (2 bases)	\$2,076	\$2,429	\$2,803	15%	N/A	\$255	\$516	\$153	
VOX2 24x72 (2 bases)	\$2,213	\$2,589	\$2,987	15%	N/A	\$255	\$516	\$153	
VOX2 30x60 (2 bases)	\$2,553	\$2,987	\$3,447	15%	N/A	\$255	\$516	\$153	
VOX2 30x72 (2 bases)	\$2,571	\$3,008	\$3,471	15%	N/A	\$255	\$516	\$153	
VOX2 36x48 (2 bases)	\$3,176	\$3,716	\$4,288	15%	N/A	\$255	\$516	\$153	
VOX2 36x60 (2 bases)	\$3,366	\$3,938	\$4,544	15%	N/A	\$255	\$516	\$153	
VOX2 36x72 (2 bases)	\$3,556	\$4,161	\$4,801	15%	N/A	\$255	\$516	\$153	

VORTEX TABLES - (VENEER)



	Edge Choice: Wood (Red Oak & Maple)			Wood Upgrade	OPTIONS				
	V-12	V-23	V-19	Upgrade: Walnut / Mahogany / Cherry	FLIP-TOP	POWDERCOAT UPGRADE	CHROME	SPECIAL HEIGHT	
				ADD	ADD	ADD	ADD	ADD	
SQUARE (SQR)									
VOX 24x24 - no glides	\$1,297	\$1,426	\$1,491	15%	\$107	\$128	\$258	\$77	
VOX 30x30 - no glides	\$1,648	\$1,812	\$1,895	15%	\$107	\$128	\$258	\$77	
VOX 36x36 - no glides	\$2,280	\$2,508	\$2,622	15%	\$107	\$128	\$258	\$77	
VOX 42x42 - with glides	\$3,197	\$3,516	\$3,676	15%	\$107	\$128	\$258	\$77	
ROUND (RND)									
VOX 24 - no glides	\$1,414	\$1,555	\$1,626	15%	\$107	\$128	\$258	\$77	
VOX 30 - no glides	\$1,840	\$2,024	\$2,116	15%	\$107	\$128	\$258	\$77	
VOX 36 - no glides	\$2,564	\$2,820	\$2,948	15%	\$107	\$128	\$258	\$77	
VOX 42 - no glides	\$3,191	\$3,510	\$3,669	15%	\$107	\$128	\$258	\$77	
VOX 48 - no glides	\$3,909	\$4,300	\$4,496	15%	\$107	\$128	\$258	\$77	
VOX 54 - with glides	\$4,273	\$4,700	\$4,914	15%	N/A	\$128	\$258	\$77	
VOX 60 - with glides	\$5,025	\$5,527	\$5,779	15%	N/A	\$128	\$258	\$77	
RECTANGLE (REC)									
VOX2 24x60 (2 bases)	\$2,426	\$2,668	\$2,789	15%	N/A	\$255	\$516	\$153	
VOX2 24x72 (2 bases)	\$2,697	\$2,967	\$3,102	15%	N/A	\$255	\$516	\$153	
VOX2 30x60 (2 bases)	\$3,068	\$3,375	\$3,528	15%	N/A	\$255	\$516	\$153	
VOX2 30x72 (2 bases)	\$4,067	\$4,474	\$4,677	15%	N/A	\$255	\$516	\$153	
VOX2 36x48 (2 bases)	\$3,670	\$4,037	\$4,220	15%	N/A	\$255	\$516	\$153	
VOX2 36x60 (2 bases)	\$4,067	\$4,474	\$4,677	15%	N/A	\$255	\$516	\$153	
VOX2 36x72 (2 bases)	\$4,464	\$4,910	\$5,134	15%	N/A	\$255	\$516	\$153	

VOYAGER



VOYAGER

Voyager tables are manufactured with Berco's goal of quality and value and ideally suited for use in a myriad of settings including corporate training rooms, cafeterias, educational settings and healthcare environments. Your choice of options make our Voyager tables adapt to your specific requirements.

TABLE PEDESTAL SPECIFICATIONS

Finishes: Available in 40+ standard powder coat finishes. Chrome plated finishes are offered at an additional charge. Our unique mechanical construction enables a flawless seam when mixing column finishes with any base finish. Custom finishes available. Please contact Customer Service for quotation.

Glides and Casters: All tables are equipped with 1" diameter stainless steel, rubber cushioned glides with 1" long stem secured with full threaded rivets to maintain stability. Optional styles of glides and casters available at an additional charge.

Stationary VS1 Table Pedestals and VS2 (for tops 42" and 60" wide) Table Pedestals

Constructed of 2" 14 gauge, steel tubing with MIG welded end caps polished for a seamless appearance. Smaller pedestals equipped with powder coated 10" locking cast spider; larger pedestals equipped with 15" cast spider, machined for column recess to insure levelness. 2" diameter (14 gauge) and 3" diameter (16 gauge) columns constructed from welded, flash controlled tubing. Factory assembled with 1/2"-13 threaded steel rod and flange nut at 60 ft/lb torque. Shipped fully assembled.

Stationary VS2 Table End Base Pedestals (for tops 18" to 36" wide)

These double column stationary tables are designed to match Voyager folding tables, 18" to 36" wide. Bases are constructed of 1-1/2" (14 gauge) welded steel tubing with MIG welded end caps, polished for a seamless appearance welded to 6"x8" mounting plate. Columns are 1-1/4" diameter (16 gauge) welded, cold rolled, flash controlled tubing. Packaged in pairs and shipped fully assembled.

Voyager Folding Table Leg Specifications

Our patented spring loaded folding mechanism is fully riveted to a steel mounting plate. Vinyl bumpers are integrated into the mechanism allowing for a non-marring, 3-1/2" stacking height. Equipped with molded release handle, integral catch holds leg in folded position. Folding legs are constructed of welded, cold rolled steel tubing with MIG welded end caps, polished for seamless appearance. Columns are permanently bolted to the base for a seamless appearance and fully TIG welded to the folding mechanism.

VS2 Fold: Folding tubular legs complement the VS2 Double Column End Base Pedestals and are constructed with 1-1/2", 14 gauge steel tubing. Columns are 1-1/4" diameter, 16 gauge, steel tubing.

VS1 Fold: Folding tubular legs are designed to match the VS1 Single Column End Base Pedestals, constructed of 2" diameter 14 gauge steel tubing. The column is 2" diameter, 14 gauge steel tubing.

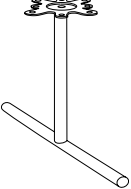
Voyager Table Options

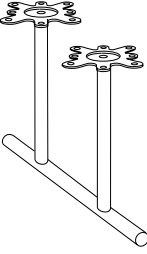
There are several options available on Voyager including:

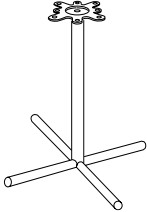
- Nesting
- Folding
- Flip Top
- Adjustable Height
- Special Height
- Angle Base
- Offset Base
- Center Mount Electrical Column

VOYAGER

VOYAGER BASE SPECIFICATIONS

<u>Single Column End Base</u>	<u>Smart Code</u>	<u>Base Size</u>	<u>Column Diameter</u>	<u>Top Capacity</u>
	VS1-16EB	16"	2"	18"x96"
	VS1-20EB	20"	2"	24"x96"
	VS1-26EB	26"	2"	36"x96"

<u>Double Column End Base</u>	<u>Smart Code</u>	<u>Base Size</u>	<u>Column Diameter</u>	<u>Top Capacity</u>
	VS2-16EB	16"	1-1/4"	18"x96"
	VS2-20EB	20"	1-1/4"	24"x96"
	VS2-26EB	26"	1-1/4"	36"x96"
	VS2-32EB	32"	2"	42"x96"
	VS2-38EB	38"	2"	48"x96"
	VS2-42EB	42"	2"	60"x96"

<u>Cross Base</u>	<u>Smart Code</u>	<u>Base Size</u>	<u>Column Diameter</u>	<u>Top Capacity</u>
	VSX-22	22"	3"	24" SQ & RND
	VSX-26	26"	3"	30" SQ & RND
	VSX-32	32"	3"	36" SQ & 42" RND
	VSX-38	38"	4"	42" SQ & 60" RND
	VSX-38-5	38" x 5	2" & 3"	60" SQ & 72" RND
	VSX-2226	22"x26"	3"	24"x36"
	VSX-2638	26"x38"	4"	30"x48"
	VSX-3238	32"x38"	4"	36"x48"

VSX - VOYAGER TABLES - X BASE (LAMINATE - PVC EDGE)



		Edge Choices: PVC & T-Mold				Laminate Upgrades		Light Wt.	OPTIONS							
		T-15	L-18	P-14	PK-2	Laminate Upgrade I	Laminate Upgrade II	Light Weight (PVC only - 1" top)	FLIP TOP	POWDERCOAT UPGRADE	CHROME	DELUXE CASTERS (BLK)	EQUALIZER GLIDES	CENTER MOUNT ELEC. COLUMN	ADJ. HEIGHT	SPECIAL HEIGHT
		P-10 (self)	L-21		PK-4	ADD	ADD	ADD	ADD	ADD	ADD	ADD	ADD	ADD	ADD	ADD
		L-15	P-12		L-23											
SQUARE (SQR)																
VSX	24x24	\$657	\$690	\$722	\$49	\$131	\$115	\$107	\$128	\$258	\$155	\$58	\$322	CF	\$77	
VSX	30x30	\$735	\$771	\$808	\$55	\$147	\$129	\$107	\$128	\$258	\$155	\$58	\$322	CF	\$77	
VSX	36x36	\$822	\$863	\$904	\$62	\$164	\$144	\$107	\$128	\$258	\$155	\$58	\$322	CF	\$77	
VSX	42x42	\$1,001	\$1,051	\$1,101	\$75	\$200	\$175	\$107	\$128	\$258	\$155	\$58	\$322	CF	\$77	
VSX	48x48	\$1,110	\$1,166	\$1,221	\$83	\$222	\$194	N/A	\$128	\$258	\$155	\$58	N/A	CF	\$77	
ROUND (RND)																
VSX	24	\$685	\$719	\$753	\$51	\$137	\$120	\$107	\$128	\$258	\$155	\$58	\$322	CF	\$77	
VSX	30	\$759	\$797	\$835	\$57	\$152	\$133	\$107	\$128	\$258	\$155	\$58	\$322	CF	\$77	
VSX	36	\$844	\$886	\$928	\$63	\$169	\$148	\$107	\$128	\$258	\$155	\$58	\$322	CF	\$77	
VSX	42	\$937	\$984	\$1,031	\$70	\$187	\$164	\$107	\$128	\$258	\$155	\$58	\$322	CF	\$77	
VSX	48	\$1,126	\$1,182	\$1,238	\$84	\$225	\$197	\$107	\$128	\$258	\$155	\$58	\$322	CF	\$77	
VSX	54	\$1,244	\$1,307	\$1,369	\$93	\$249	\$218	N/A	\$128	\$258	\$155	\$58	N/A	CF	\$77	
VSX	60	\$1,376	\$1,445	\$1,513	\$103	\$275	\$241	N/A	\$128	\$258	\$155	\$58	N/A	CF	\$77	
VSX5	72 (2 piece)	\$2,323	\$2,439	\$2,555	\$174	\$465	\$406	N/A	\$128	\$258	\$155	\$58	N/A	CF	\$77	
RECTANGLE (REC)																
VSX2226	24x30	\$696	\$731	\$765	\$52	\$139	\$122	\$107	\$128	\$258	\$155	\$58	\$322	CF	\$77	
VSX2226	24x36	\$728	\$765	\$801	\$55	\$146	\$127	\$107	\$128	\$258	\$155	\$58	\$322	CF	\$77	
VSX2638	30x42	\$892	\$936	\$981	\$67	\$178	\$156	\$107	\$128	\$258	\$155	\$58	\$322	CF	\$77	
VSX2638	30x48	\$931	\$977	\$1,024	\$70	\$186	\$163	\$107	\$128	\$258	\$155	\$58	N/A	CF	\$77	
VSX3238	36x42	\$943	\$990	\$1,038	\$71	\$189	\$165	\$107	\$128	\$258	\$155	\$58	\$322	CF	\$77	
VSX3238	36x48	\$988	\$1,038	\$1,087	\$74	\$198	\$173	\$107	\$128	\$258	\$155	\$58	N/A	CF	\$77	








VSX - VOYAGER TABLES - X BASE (LAMINATE - WOOD EDGE)



		Edge Choices: Wood (Red Oak & Maple)			Wood Upgrade	OPTIONS							
		W-12	W-23	W-19	Upgrade: Walnut / Mahogany / Cherry	FLIP TOP	POWDERCOAT UPGRADE	CHROME	DELUXE CASTERS (BKL)	EQUALIZER GLIDES	CENTER MOUNT ELEC. COLUMN	ADJ. HEIGHT	SPECIAL HEIGHT
			W-18	W-17	ADD	ADD	ADD	ADD	ADD	ADD	ADD	ADD	ADD
			W-16	W-32									
SQUARE (SQR)													
VSX	24x24	\$985	\$1,149	\$1,313	15%	\$107	\$128	\$258	\$155	\$58	\$322	CF	\$77
VSX	30x30	\$1,102	\$1,286	\$1,469	15%	\$107	\$128	\$258	\$155	\$58	\$322	CF	\$77
VSX	36x36	\$1,233	\$1,439	\$1,644	15%	\$107	\$128	\$258	\$155	\$58	\$322	CF	\$77
VSX	42x42	\$1,877	\$2,252	\$2,502	15%	\$107	\$128	\$258	\$155	\$58	\$322	CF	\$77
VSX	48x48	\$2,082	\$2,498	\$2,776	15%	N/A	\$128	\$258	\$155	\$58	N/A	CF	\$77
ROUND (RND)													
VSX	24	\$1,027	\$1,198	\$1,369	15%	\$107	\$128	\$258	\$155	\$58	\$322	CF	\$77
VSX	30	\$1,139	\$1,329	\$1,519	15%	\$107	\$128	\$258	\$155	\$58	\$322	CF	\$77
VSX	36	\$1,266	\$1,477	\$1,688	15%	\$107	\$128	\$258	\$155	\$58	\$322	CF	\$77
VSX	42	\$1,758	\$2,109	\$2,344	15%	\$107	\$128	\$258	\$155	\$58	\$322	CF	\$77
VSX	48	\$2,111	\$2,533	\$2,814	15%	\$107	\$128	\$258	\$155	\$58	\$322	CF	\$77
VSX	54	\$2,333	\$2,800	\$3,111	15%	N/A	\$128	\$258	\$155	\$58	N/A	CF	\$77
VSX	60	\$2,580	\$3,096	\$3,439	15%	N/A	\$128	\$258	\$155	\$58	N/A	CF	\$77
VSX5	72 (2 piece)	\$4,355	\$5,226	\$5,807	15%	N/A	\$128	\$258	\$155	\$58	N/A	CF	\$77
RECTANGLE (REC)													
VSX2226	24x30	\$1,044	\$1,218	\$1,392	15%	\$107	\$128	\$258	\$155	\$58	\$322	CF	\$77
VSX2226	24x36	\$1,093	\$1,275	\$1,457	15%	\$107	\$128	\$258	\$155	\$58	\$322	CF	\$77
VSX2638	30x42	\$1,338	\$1,561	\$1,784	15%	\$107	\$128	\$258	\$155	\$58	\$322	CF	\$77
VSX2638	30x48	\$1,396	\$1,629	\$1,861	15%	\$107	\$128	\$258	\$155	\$58	N/A	CF	\$77
VSX3238	36x42	\$1,415	\$1,651	\$1,887	15%	\$107	\$128	\$258	\$155	\$58	\$322	CF	\$77
VSX3238	36x48	\$1,483	\$1,730	\$1,977	15%	\$107	\$128	\$258	\$155	\$58	N/A	CF	\$77

VSX - VOYAGER TABLES - X BASE (VENEER)



		Edge Choices: Wood (Red Oak & Maple)			Wood Upgrade	OPTIONS							
		 V-12	 V-23	 V-19	Upgrade: Walnut / Mahogany / Cherry	FLIP TOP	POWDERCOAT UPGRADE	CHROME	DELUXE CASTERS (BLK)	EQUALIZER GLIDES	CENTER MOUNT ELEC. COLUMN	ADJ. HEIGHT	SPECIAL HEIGHT
		 V-18	 V-17	ADD									
		 V-16	 V-32										
SQUARE (SQR)													
VSX	24x24	\$1,033	\$1,136	\$1,188	15%	\$107	\$128	\$258	\$155	\$58	\$322	CF	\$77
VSX	30x30	\$1,239	\$1,363	\$1,425	15%	\$107	\$128	\$258	\$155	\$58	\$322	CF	\$77
VSX	36x36	\$1,605	\$1,765	\$1,845	15%	\$107	\$128	\$258	\$155	\$58	\$322	CF	\$77
VSX	42x42	\$2,123	\$2,335	\$2,441	15%	\$107	\$128	\$258	\$155	\$58	\$322	CF	\$77
VSX	48x48	\$2,624	\$2,887	\$3,018	15%	N/A	\$128	\$258	\$155	\$58	N/A	CF	\$77
ROUND (RND)													
VSX	24	\$1,037	\$1,140	\$1,192	15%	\$107	\$128	\$258	\$155	\$58	\$322	CF	\$77
VSX	30	\$1,399	\$1,539	\$1,609	15%	\$107	\$128	\$258	\$155	\$58	\$322	CF	\$77
VSX	36	\$1,841	\$2,026	\$2,118	15%	\$107	\$128	\$258	\$155	\$58	\$322	CF	\$77
VSX	42	\$2,364	\$2,600	\$2,718	15%	\$107	\$128	\$258	\$155	\$58	\$322	CF	\$77
VSX	48	\$3,049	\$3,354	\$3,506	15%	\$107	\$128	\$258	\$155	\$58	\$322	CF	\$77
VSX	54	\$3,732	\$4,105	\$4,291	15%	N/A	\$128	\$258	\$155	\$58	N/A	CF	\$77
VSX	60	\$4,484	\$4,932	\$5,156	15%	N/A	\$128	\$258	\$155	\$58	N/A	CF	\$77
VSX5	72 (2 piece)	\$6,781	\$7,459	\$7,798	15%	N/A	\$128	\$258	\$155	\$58	N/A	CF	\$77
RECTANGLE (REC)													
VSX2226	24x30	\$1,079	\$1,186	\$1,240	15%	\$107	\$128	\$258	\$155	\$58	\$322	CF	\$77
VSX2226	24x36	\$1,218	\$1,340	\$1,400	15%	\$107	\$128	\$258	\$155	\$58	\$322	CF	\$77
VSX2638	30x42	\$1,684	\$1,853	\$1,937	15%	\$107	\$128	\$258	\$155	\$58	\$322	CF	\$77
VSX2638	30x48	\$1,817	\$1,998	\$2,089	15%	\$107	\$128	\$258	\$155	\$58	N/A	CF	\$77
VSX3238	36x42	\$1,921	\$2,113	\$2,209	15%	\$107	\$128	\$258	\$155	\$58	\$322	CF	\$77
VSX3238	36x48	\$2,088	\$2,297	\$2,402	15%	\$107	\$128	\$258	\$155	\$58	N/A	CF	\$77

VS1 - VOYAGER TABLES - SINGLE COLUMN END BASE (LAMINATE - PVC EDGE)



	Edge Choices: PVC & T-Mold				Laminate Upgrades		Light Weight	OPTIONS							
	T-15	L-18	P-14	PK-2	Laminate Upgrade I	Laminate Upgrade II	Light Weight (PVC only - 1" top)	NESTING	FOLDING	POWDERCOAT UPGRADE	CHROME	DELUXE CASTERS (BLK)	EQUALIZER GLIDES	ADJ. HEIGHT PIN	SPECIAL HEIGHT
	P-10 (self)	L-21		PK-4	ADD	ADD	ADD	ADD	ADD	ADD	ADD	ADD	ADD	ADD	ADD
RECTANGLE (REC)															
VS1 18x48	\$804		\$844	\$884	\$60	\$161	\$141	\$370	N/A	\$128	\$322	\$155	\$58	N/A	\$126
VS1 18x60	\$856		\$899	\$942	\$64	\$171	\$150	\$370	\$404	\$128	\$322	\$155	\$58	N/A	\$126
VS1 18x72	\$909		\$954	\$999	\$68	\$182	\$159	\$370	\$404	\$128	\$322	\$155	\$58	N/A	\$126
VS1 18x84	\$961		\$1,009	\$1,057	\$72	\$192	\$168	\$370	\$404	\$128	\$322	\$155	\$58	N/A	\$126
VS1 18x96	\$1,013		\$1,064	\$1,115	\$76	\$203	\$177	\$370	\$404	\$128	\$322	\$155	\$58	N/A	\$126
VS1 24x48	\$870		\$913	\$957	\$65	\$174	\$152	\$370	N/A	\$128	\$322	\$155	\$58	\$677	\$126
VS1 24x60	\$935		\$982	\$1,028	\$70	\$187	\$164	\$370	\$404	\$128	\$322	\$155	\$58	\$677	\$126
VS1 24x72	\$1,000		\$1,050	\$1,100	\$75	\$200	\$175	\$370	\$404	\$128	\$322	\$155	\$58	\$677	\$126
VS1 24x84	\$1,065		\$1,118	\$1,171	\$80	\$213	\$186	\$370	\$404	\$128	\$322	\$155	\$58	N/A	\$126
VS1 24x96	\$1,130		\$1,187	\$1,243	\$85	\$226	\$198	\$370	\$404	\$128	\$322	\$155	\$58	N/A	\$126
VS1 24x120 (1 piece)	\$1,568		\$1,647	\$1,725	\$118	\$314	N/A	N/A	N/A	\$128	\$322	\$232	\$87	N/A	\$126
VS1 24x144 (1 piece)	\$1,705		\$1,790	\$1,876	\$128	\$341	N/A	N/A	N/A	\$128	\$322	\$232	\$87	N/A	\$126
VS1 30x48	\$943		\$990	\$1,037	\$71	\$189	\$165	\$370	N/A	\$128	\$322	\$155	\$58	\$677	\$126
VS1 30x60	\$1,021		\$1,072	\$1,123	\$77	\$204	\$179	\$370	\$404	\$128	\$322	\$155	\$58	\$677	\$126
VS1 30x72	\$1,029		\$1,080	\$1,132	\$77	\$206	\$180	\$370	\$404	\$128	\$322	\$155	\$58	\$677	\$126
VS1 30x84	\$1,176		\$1,235	\$1,294	\$88	\$235	\$206	\$370	\$404	\$128	\$322	\$155	\$58	N/A	\$126
VS1 30x96	\$1,254		\$1,316	\$1,379	\$94	\$251	\$219	\$370	\$404	\$128	\$322	\$155	\$58	N/A	\$126
VS1 30x120 (1 piece)	\$1,733		\$1,820	\$1,906	\$130	\$347	N/A	N/A	N/A	\$128	\$322	\$232	\$87	N/A	\$126
VS1 30x144 (1 piece)	\$1,897		\$1,991	\$2,086	\$142	\$379	N/A	N/A	N/A	\$128	\$322	\$232	\$87	N/A	\$126
VS1 36x48	\$1,001		\$1,051	\$1,101	\$75	\$200	\$175	\$370	N/A	\$128	\$322	\$155	\$58	N/A	\$126
VS1 36x60	\$1,091		\$1,146	\$1,200	\$82	\$218	\$191	\$370	\$404	\$128	\$322	\$155	\$58	N/A	\$126
VS1 36x72	\$1,181		\$1,240	\$1,300	\$89	\$236	\$207	\$370	\$404	\$128	\$322	\$155	\$58	N/A	\$126
VS1 36x84	\$1,272		\$1,335	\$1,399	\$95	\$254	\$223	\$370	\$404	\$128	\$322	\$155	\$58	N/A	\$126
VS1 36x96	\$1,362		\$1,430	\$1,498	\$102	\$272	\$238	\$370	\$404	\$128	\$322	\$155	\$58	N/A	\$126
VS1 36x120 (1 piece)	\$1,874		\$1,967	\$2,061	\$141	\$375	N/A	N/A	N/A	\$128	\$322	\$232	\$87	N/A	\$126
VS1 36x144 (1 piece)	\$2,064		\$2,167	\$2,270	\$155	\$413	N/A	N/A	N/A	\$128	\$322	\$232	\$87	N/A	\$126
RACETRACK (RAC)															
VS1 36x72	\$1,262		\$1,325	\$1,388	\$95	\$252	\$221	\$370	\$404	\$128	\$322	\$155	\$58	N/A	\$126
VS1 36x84	\$1,353		\$1,420	\$1,488	\$101	\$271	\$237	\$370	\$404	\$128	\$322	\$155	\$58	N/A	\$126
VS1 36x96	\$1,443		\$1,515	\$1,587	\$108	\$289	\$253	\$370	\$404	\$128	\$322	\$155	\$58	N/A	\$126
OVAL (OVL)															
VS1 36x60	\$1,172		\$1,231	\$1,289	\$88	\$234	\$205	\$370	N/A	\$128	\$322	\$155	\$58	N/A	\$126
VS1 36x72	\$1,262		\$1,325	\$1,388	\$95	\$252	\$221	\$370	\$404	\$128	\$322	\$155	\$58	N/A	\$126
VS1 36x84	\$1,353		\$1,420	\$1,488	\$101	\$271	\$237	\$370	\$404	\$128	\$322	\$155	\$58	N/A	\$126
VS1 36x96	\$1,443		\$1,515	\$1,587	\$108	\$289	\$253	\$370	\$404	\$128	\$322	\$155	\$58	N/A	\$126







VS1 - VOYAGER TABLES - SINGLE COLUMN END BASE (LAMINATE - PVC EDGE)



	Edge Choices: PVC & T-Mold				Laminate Upgrades		Light Weight	OPTIONS								
	T-15	L-18	P-14	PK-2	Laminate Upgrade I	Laminate Upgrade II	Light Weight (PVC only - 1" top)	NESTING	FOLDING	POWDERCOAT UPGRADE	CHROME	DELUXE CASTERS (BLK)	EQUALIZER GLIDES	ADJ. HEIGHT PIN	SPECIAL HEIGHT	
	P-10 (self)	L-21		PK-4	ADD	ADD	ADD	ADD	ADD	ADD	ADD	ADD	ADD	ADD	ADD	
	L-15	P-12		L-23												
TRAPEZOID (TRP)																
VS1 24x24x48		\$942	\$990	\$1,037	\$71	\$188	\$165	\$370	N/A	\$128	\$322	\$155	\$58	CF	\$126	
VS1 24x36x60		\$1,148	\$1,206	\$1,263	\$86	\$230	\$201	\$370	N/A	\$128	\$322	\$155	\$58	CF	\$126	
VS1 30x30x60		\$1,086	\$1,140	\$1,195	\$81	\$217	\$190	\$370	N/A	\$128	\$322	\$155	\$58	CF	\$126	
VS1 30x42x72		\$1,330	\$1,396	\$1,463	\$100	\$266	\$233	\$370	N/A	\$128	\$322	\$155	\$58	CF	\$126	
VS1 36x36x72		\$1,262	\$1,325	\$1,388	\$95	\$252	\$221	\$370	N/A	\$128	\$322	\$155	\$58	CF	\$126	
HALF ROUND (HRD)																
VS1 24x48		\$889	\$934	\$978	\$67	\$178	\$156	\$370	N/A	\$128	\$322	\$155	\$58	CF	\$126	
VS1 30x60		\$1,030	\$1,082	\$1,133	\$77	\$206	\$180	\$370	N/A	\$128	\$322	\$155	\$58	CF	\$126	
VS1 36x72		\$1,203	\$1,263	\$1,323	\$90	\$241	\$211	\$370	N/A	\$128	\$322	\$155	\$58	CF	\$126	
QTR ROUND (QRD)																
VS1 24x24		\$772	\$810	\$849	\$58	\$154	\$135	N/A	N/A	\$128	\$322	\$155	\$58	CF	\$126	
VS1 30x30		\$851	\$894	\$937	\$64	\$170	\$149	N/A	N/A	\$128	\$322	\$155	\$58	CF	\$126	
VS1 36x36		\$951	\$998	\$1,046	\$71	\$190	\$166	N/A	N/A	\$128	\$322	\$155	\$58	CF	\$126	
CRESCENT (CRT)																
VS1 24x24x48		\$951	\$998	\$1,046	\$71	\$190	\$166	\$370	N/A	\$128	\$322	\$155	\$58	CF	\$126	
VS1 30x30x60		\$1,102	\$1,157	\$1,212	\$83	\$220	\$193	\$370	N/A	\$128	\$322	\$155	\$58	CF	\$126	
VS1 36x36x72		\$1,262	\$1,325	\$1,388	\$95	\$252	\$221	\$370	N/A	\$128	\$322	\$155	\$58	CF	\$126	

VS1 - VOYAGER TABLES - SINGLE COLUMN (LAMINATE - WOOD EDGE)



	Edge Choices: Wood (Red Oak & Maple)			Wood Upgrade	OPTIONS							
				Upgrade: Walnut / Mahogany / Cherry	NESTING	FOLDING	POWDERCOAT UPGRADE	CHROME	DELUXE CASTERS (BLK)	EQUALIZER GLIDES	ADJ. HEIGHT PIN	SPECIAL HEIGHT
												
RECTANGLE (REC)												
VS1 18x48	\$1,206	\$1,407	\$1,607	15%	\$370	N/A	\$128	\$322	\$155	\$58	N/A	\$126
VS1 18x60	\$1,284	\$1,498	\$1,712	15%	\$370	\$404	\$128	\$322	\$155	\$58	N/A	\$126
VS1 18x72	\$1,363	\$1,590	\$1,817	15%	\$370	\$404	\$128	\$322	\$155	\$58	N/A	\$126
VS1 18x84	\$1,520	\$1,774	\$2,027	15%	\$370	\$404	\$128	\$322	\$155	\$58	N/A	\$126
VS1 18x96	\$1,520	\$1,774	\$2,027	15%	\$370	\$404	\$128	\$322	\$155	\$58	N/A	\$126
VS1 24x48	\$1,305	\$1,522	\$1,740	15%	\$370	N/A	\$128	\$322	\$155	\$58	\$677	\$126
VS1 24x60	\$1,402	\$1,636	\$1,870	15%	\$370	\$404	\$128	\$322	\$155	\$58	\$677	\$126
VS1 24x72	\$1,500	\$1,750	\$2,000	15%	\$370	\$404	\$128	\$322	\$155	\$58	\$677	\$126
VS1 24x84	\$1,695	\$1,978	\$2,260	15%	\$370	\$404	\$128	\$322	\$155	\$58	N/A	\$126
VS1 24x96	\$1,695	\$1,978	\$2,260	15%	\$370	\$404	\$128	\$322	\$155	\$58	N/A	\$126
VS1 24x120 (1 piece)	CF	CF	CF	CF	N/A	N/A	\$128	\$322	\$232	\$87	N/A	\$126
VS1 24x144 (1 piece)	CF	CF	CF	CF	N/A	N/A	\$128	\$322	\$232	\$87	N/A	\$126
VS1 30x48	\$1,414	\$1,650	\$1,886	15%	\$370	N/A	\$128	\$322	\$155	\$58	\$677	\$126
VS1 30x60	\$1,531	\$1,786	\$2,041	15%	\$370	\$404	\$128	\$322	\$155	\$58	\$677	\$126
VS1 30x72	\$1,544	\$1,801	\$2,058	15%	\$370	\$404	\$128	\$322	\$155	\$58	\$677	\$126
VS1 30x84	\$1,881	\$2,194	\$2,507	15%	\$370	\$404	\$128	\$322	\$155	\$58	N/A	\$126
VS1 30x96	\$1,881	\$2,194	\$2,507	15%	\$370	\$404	\$128	\$322	\$155	\$58	N/A	\$126
VS1 30x120 (1 piece)	CF	CF	CF	CF	N/A	N/A	\$128	\$322	\$232	\$87	N/A	\$126
VS1 30x144 (1 piece)	CF	CF	CF	CF	N/A	N/A	\$128	\$322	\$232	\$87	N/A	\$126
VS1 36x48	\$1,501	\$1,751	\$2,002	15%	\$370	N/A	\$128	\$322	\$155	\$58	N/A	\$126
VS1 36x60	\$1,637	\$1,909	\$2,182	15%	\$370	\$404	\$128	\$322	\$155	\$58	N/A	\$126
VS1 36x72	\$1,772	\$2,067	\$2,363	15%	\$370	\$404	\$128	\$322	\$155	\$58	N/A	\$126
VS1 36x84	\$2,043	\$2,384	\$2,724	15%	\$370	\$404	\$128	\$322	\$155	\$58	N/A	\$126
VS1 36x96	\$2,043	\$2,384	\$2,724	15%	\$370	\$404	\$128	\$322	\$155	\$58	N/A	\$126
VS1 36x120 (1 piece)	\$2,810	\$3,279	\$3,747	15%	N/A	N/A	\$128	\$322	\$232	\$87	N/A	\$126
VS1 36x144 (1 piece)	CF	CF	CF	CF	N/A	N/A	\$128	\$322	\$232	\$87	N/A	\$126
RACETRACK (RAC)												
VS1 36x72	\$1,893	\$2,209	\$2,525	15%	\$370	\$404	\$128	\$322	\$155	\$58	N/A	\$126
VS1 36x84	\$2,164	\$2,525	\$2,886	15%	\$370	\$404	\$128	\$322	\$155	\$58	N/A	\$126
VS1 36x96	\$2,164	\$2,525	\$2,886	15%	\$370	\$404	\$128	\$322	\$155	\$58	N/A	\$126
OVAL (OVL)												
VS1 36x60	N/A	N/A	N/A	N/A	\$370	N/A	\$128	\$322	\$155	\$58	N/A	\$126
VS1 36x72	\$1,893	\$2,209	\$2,525	15%	\$370	\$404	\$128	\$322	\$155	\$58	N/A	\$126
VS1 36x84	\$2,164	\$2,525	\$2,886	15%	\$370	\$404	\$128	\$322	\$155	\$58	N/A	\$126
VS1 36x96	\$2,164	\$2,525	\$2,886	15%	\$370	\$404	\$128	\$322	\$155	\$58	N/A	\$126

VS1 - VOYAGER TABLES - SINGLE COLUMN (LAMINATE - WOOD EDGE)



	Edge Choices: Wood (Red Oak & Maple)			Wood Upgrade	OPTIONS							
	W-12	W-23 W-18 W-16	W-19 W-17 W-32	Upgrade: Walnut / Mahogany / Cherry	NESTING	FOLDING	POWDERCOAT UPGRADE	CHROME	DELUXE CASTERS (BLK)	EQUALIZER GLIDES	ADJ. HEIGHT PIN	SPECIAL HEIGHT
				ADD	ADD	ADD	ADD	ADD	ADD	ADD	ADD	ADD
TRAPEZOID (TRP)												
VS1 24x24x48	\$1,414	\$1,640	\$1,880	15%	\$370	N/A	\$128	\$322	\$155	\$58	CF	\$126
VS1 24x36x60	\$1,722	\$1,998	\$2,291	15%	\$370	N/A	\$128	\$322	\$155	\$58	CF	\$126
VS1 30x30x60	\$1,629	\$1,890	\$2,167	15%	\$370	N/A	\$128	\$322	\$155	\$58	CF	\$126
VS1 30x42x72	\$1,995	\$2,314	\$2,653	15%	\$370	N/A	\$128	\$322	\$155	\$58	CF	\$126
VS1 36x36x72	\$1,893	\$2,196	\$2,518	15%	\$370	N/A	\$128	\$322	\$155	\$58	CF	\$126
HALF ROUND (HRD)												
VS1 24x48	\$1,334	\$1,548	\$1,774	15%	\$370	N/A	\$128	\$322	\$155	\$58	CF	\$126
VS1 30x60	\$1,545	\$1,792	\$2,055	15%	\$370	N/A	\$128	\$322	\$155	\$58	CF	\$126
VS1 36x72	\$1,805	\$2,093	\$2,400	15%	\$370	N/A	\$128	\$322	\$155	\$58	CF	\$126
QTR ROUND (QRD)												
VS1 24x24	\$1,158	\$1,343	\$1,540	15%	N/A	N/A	\$128	\$322	\$155	\$58	CF	\$126
VS1 30x30	\$1,277	\$1,482	\$1,699	15%	N/A	N/A	\$128	\$322	\$155	\$58	CF	\$126
VS1 36x36	\$1,426	\$1,655	\$1,897	15%	N/A	N/A	\$128	\$322	\$155	\$58	CF	\$126
CRESCENT (CRT)												
VS1 24x24x48	\$1,426	\$1,654	\$1,897	15%	\$370	N/A	\$128	\$322	\$155	\$58	CF	\$126
VS1 30x30x60	\$1,652	\$1,917	\$2,198	15%	\$370	N/A	\$128	\$322	\$155	\$58	CF	\$126
VS1 36x36x72	\$1,893	\$2,196	\$2,518	15%	\$370	N/A	\$128	\$322	\$155	\$58	CF	\$126

VS1 - VOYAGER TABLES - SINGLE COLUMN END BASE (VENEER)



	Edge Choices: Wood (Red Oak & Maple)			Wood Upgrade	OPTIONS							
	V-12	V-23 V-18 V-16	V-19 V-17 V-32	Upgrade: Walnut / Mahogany / Cherry	NESTING	POWDERCOAT UPGRADE	CHROME	DELUXE CASTERS (BLK)	EQUALIZER GLIDES	ADJ. HEIGHT PIN	SPECIAL HEIGHT	
				ADD	ADD	ADD	ADD	ADD	ADD	ADD	ADD	
RECTANGLE (REC)												
VS1 18x48	\$1,561	\$1,717	\$1,795	15%	\$370	\$128	\$322	\$155	\$58	N/A	\$126	
VS1 18x60	\$1,826	\$2,008	\$2,100	15%	\$370	\$128	\$322	\$155	\$58	N/A	\$126	
VS1 18x72	\$2,097	\$2,307	\$2,412	15%	\$370	\$128	\$322	\$155	\$58	N/A	\$126	
VS1 18x84	\$2,641	\$2,905	\$3,037	15%	\$370	\$128	\$322	\$155	\$58	N/A	\$126	
VS1 18x96	\$2,641	\$2,905	\$3,037	15%	\$370	\$128	\$322	\$155	\$58	N/A	\$126	
VS1 24x48	\$1,570	\$1,727	\$1,805	15%	\$370	\$128	\$322	\$155	\$58	\$677	\$126	
VS1 24x60	\$1,834	\$2,018	\$2,110	15%	\$370	\$128	\$322	\$155	\$58	\$677	\$126	
VS1 24x72	\$2,106	\$2,317	\$2,422	15%	\$370	\$128	\$322	\$155	\$58	\$677	\$126	
VS1 24x84	\$2,649	\$2,914	\$3,047	15%	\$370	\$128	\$322	\$155	\$58	N/A	\$126	
VS1 24x96	\$2,649	\$2,914	\$3,047	15%	\$370	\$128	\$322	\$155	\$58	N/A	\$126	
VS1 24x120 (1 piece)	CF	CF	CF	CF	N/A	\$128	\$322	\$232	\$87	N/A	\$126	
VS1 24x144 (1 piece)	CF	CF	CF	CF	N/A	\$128	\$322	\$232	\$87	N/A	\$126	
VS1 30x48	\$1,830	\$2,013	\$2,104	15%	\$370	\$128	\$322	\$155	\$58	\$677	\$126	
VS1 30x60	\$2,164	\$2,380	\$2,489	15%	\$370	\$128	\$322	\$155	\$58	\$677	\$126	
VS1 30x72	\$2,498	\$2,748	\$2,873	15%	\$370	\$128	\$322	\$155	\$58	\$677	\$126	
VS1 30x84	\$3,167	\$3,484	\$3,642	15%	\$370	\$128	\$322	\$155	\$58	N/A	\$126	
VS1 30x96	\$3,167	\$3,484	\$3,642	15%	\$370	\$128	\$322	\$155	\$58	N/A	\$126	
VS1 30x120 (1 piece)	CF	CF	CF	CF	N/A	\$128	\$322	\$232	\$87	N/A	\$126	
VS1 30x144 (1 piece)	CF	CF	CF	CF	N/A	\$128	\$322	\$232	\$87	N/A	\$126	
VS1 36x48	\$2,101	\$2,311	\$2,417	15%	\$370	\$128	\$322	\$155	\$58	N/A	\$126	
VS1 36x60	\$2,498	\$2,748	\$2,873	15%	\$370	\$128	\$322	\$155	\$58	N/A	\$126	
VS1 36x72	\$2,895	\$3,185	\$3,330	15%	\$370	\$128	\$322	\$155	\$58	N/A	\$126	
VS1 36x84	\$3,696	\$4,066	\$4,251	15%	\$370	\$128	\$322	\$155	\$58	N/A	\$126	
VS1 36x96	\$3,696	\$4,066	\$4,251	15%	\$370	\$128	\$322	\$155	\$58	N/A	\$126	
VS1 36x120 (1 piece)	CF	CF	CF	CF	N/A	\$128	\$322	\$232	\$87	N/A	\$126	
VS1 36x144 (1 piece)	CF	CF	CF	CF	N/A	\$128	\$322	\$232	\$87	N/A	\$126	
RACETRACK (RAC)												
VS1 36x72	\$3,411	\$3,752	\$3,922	15%	\$370	\$128	\$322	\$155	\$58	N/A	\$126	
VS1 36x84	\$4,205	\$4,625	\$4,835	15%	\$370	\$128	\$322	\$155	\$58	N/A	\$126	
VS1 36x96	\$4,205	\$4,625	\$4,835	15%	\$370	\$128	\$322	\$155	\$58	N/A	\$126	
OVAL (OVL)												
VS1 36x60	\$3,675	\$4,043	\$4,227	15%	\$370	\$128	\$322	\$155	\$58	N/A	\$126	
VS1 36x72	\$3,675	\$4,043	\$4,227	15%	\$370	\$128	\$322	\$155	\$58	N/A	\$126	
VS1 36x84	\$4,734	\$5,207	\$5,444	15%	\$370	\$128	\$322	\$155	\$58	N/A	\$126	
VS1 36x96	\$4,734	\$5,207	\$5,444	15%	\$370	\$128	\$322	\$155	\$58	N/A	\$126	

VS1 - VOYAGER TABLES - SINGLE COLUMN END BASE (VENEER)



	Edge Choices: Wood (Red Oak & Maple)			Wood Upgrade	OPTIONS							
	V-12	V-23 V-18 V-16	V-19 V-17 V-32	Upgrade: Walnut / Mahogany / Cherry	NESTING	POWDERCOAT UPGRADE	CHROME	DELUXE CASTERS (BLK)	EQUALIZER GLIDES	ADJ. HEIGHT PIN	SPECIAL HEIGHT	
				ADD	ADD	ADD	ADD	ADD	ADD	ADD	ADD	
TRAPEZOID (TRP)												
VS1 24x24x48	\$2,969	\$3,265	\$3,414	15%	\$370	\$128	\$322	\$155	\$58	CF	\$126	
VS1 24x36x60	\$3,617	\$3,979	\$4,160	15%	\$370	\$128	\$322	\$155	\$58	CF	\$126	
VS1 30x30x60	\$3,421	\$3,763	\$3,934	15%	\$370	\$128	\$322	\$155	\$58	CF	\$126	
VS1 30x42x72	\$4,189	\$4,608	\$4,818	15%	\$370	\$128	\$322	\$155	\$58	CF	\$126	
VS1 36x36x72	\$3,976	\$4,374	\$4,573	15%	\$370	\$128	\$322	\$155	\$58	CF	\$126	
HALF ROUND (HRD)												
VS1 24x48	\$2,802	\$3,082	\$3,222	15%	\$370	\$128	\$322	\$155	\$58	CF	\$126	
VS1 30x60	\$3,245	\$3,569	\$3,731	15%	\$370	\$128	\$322	\$155	\$58	CF	\$126	
VS1 36x72	\$3,790	\$4,169	\$4,358	15%	\$370	\$128	\$322	\$155	\$58	CF	\$126	
QTR ROUND (QRD)												
VS1 24x24	\$2,431	\$2,674	\$2,796	15%	N/A	\$128	\$322	\$155	\$58	CF	\$126	
VS1 30x30	\$2,682	\$2,950	\$3,084	15%	N/A	\$128	\$322	\$155	\$58	CF	\$126	
VS1 36x36	\$2,995	\$3,295	\$3,445	15%	N/A	\$128	\$322	\$155	\$58	CF	\$126	
CRESCENT (CRT)												
VS1 24x24x48	\$2,995	\$3,294	\$3,444	15%	\$370	\$128	\$322	\$155	\$58	CF	\$126	
VS1 30x30x60	\$3,470	\$3,817	\$3,990	15%	\$370	\$128	\$322	\$155	\$58	CF	\$126	
VS1 36x36x72	\$3,976	\$4,374	\$4,573	15%	\$370	\$128	\$322	\$155	\$58	CF	\$126	

VS2 - VOYAGER TABLES - DOUBLE COLUMN END BASE (LAMINATE - PVC EDGE)



	Edge Choices: PVC & T-Mold				Laminate Upgrades		Light Weight	OPTIONS							
	T-15	L-18	P-14	PK-2	Laminate Upgrade I	Laminate Upgrade II	Light Weight (PVC only - 1" top)	NESTING	FOLDING	POWDERCOAT UPGRADE	CHROME	DELUXE CASTERS (BLK)	EQUALIZER GLIDES	ADJ. HEIGHT PIN	SPECIAL HEIGHT
	P-10 (self)	L-21	PK-4	L-23											
ROUND (RND)															
VS2 54	\$1,678		\$1,762	\$1,846	\$126	\$336	\$294	N/A	\$404	\$99	\$516	\$155	\$58	N/A	\$217
VS2 60 (light weight std. folding)	\$1,817		\$1,907	\$1,998	\$136	\$363	\$318	N/A	\$722	\$99	\$516	\$155	\$58	N/A	\$217
RECTANGLE (REC)															
VS2 18x48	\$940		\$987	\$1,034	\$70	\$188	\$164	\$370	\$404	\$128	\$516	\$155	\$58	N/A	\$217
VS2 18x60	\$992		\$1,042	\$1,092	\$74	\$198	\$174	\$370	\$404	\$128	\$516	\$155	\$58	N/A	\$217
VS2 18x72	\$1,045		\$1,097	\$1,149	\$78	\$209	\$183	\$370	\$404	\$128	\$516	\$155	\$58	N/A	\$217
VS2 18x84	\$1,097		\$1,152	\$1,207	\$82	\$219	\$192	\$370	\$404	\$128	\$516	\$155	\$58	N/A	\$217
VS2 18x96	\$1,150		\$1,207	\$1,265	\$86	\$230	\$201	\$370	\$404	\$128	\$516	\$155	\$58	N/A	\$217
VS2 24x48	\$998		\$1,048	\$1,098	\$75	\$200	\$175	\$370	\$404	\$128	\$516	\$155	\$58	N/A	\$217
VS2 24x60	\$1,063		\$1,117	\$1,170	\$80	\$213	\$186	\$370	\$404	\$128	\$516	\$155	\$58	N/A	\$217
VS2 24x72	\$1,128		\$1,185	\$1,241	\$85	\$226	\$197	\$370	\$404	\$128	\$516	\$155	\$58	N/A	\$217
VS2 24x84	\$1,194		\$1,253	\$1,313	\$90	\$239	\$209	\$370	\$404	\$128	\$516	\$155	\$58	N/A	\$217
VS2 24x96	\$1,259		\$1,322	\$1,384	\$94	\$252	\$220	\$370	\$404	\$128	\$516	\$155	\$58	N/A	\$217
VS2 30x48	\$1,062		\$1,115	\$1,168	\$80	\$212	\$186	\$370	\$404	\$128	\$516	\$155	\$58	N/A	\$217
VS2 30x60	\$1,139		\$1,196	\$1,253	\$85	\$228	\$199	\$370	\$404	\$128	\$516	\$155	\$58	N/A	\$217
VS2 30x72	\$1,148		\$1,205	\$1,262	\$86	\$230	\$201	\$370	\$404	\$128	\$516	\$155	\$58	N/A	\$217
VS2 30x84	\$1,295		\$1,359	\$1,424	\$97	\$259	\$227	\$370	\$404	\$128	\$516	\$155	\$58	N/A	\$217
VS2 30x96	\$1,372		\$1,441	\$1,510	\$103	\$274	\$240	\$370	\$404	\$128	\$516	\$155	\$58	N/A	\$217
VS2 36x48	\$1,119		\$1,175	\$1,231	\$84	\$224	\$196	\$370	\$404	\$128	\$516	\$155	\$58	N/A	\$217
VS2 36x60	\$1,210		\$1,270	\$1,331	\$91	\$242	\$212	\$370	\$404	\$128	\$516	\$155	\$58	N/A	\$217
VS2 36x72	\$1,300		\$1,365	\$1,430	\$98	\$260	\$228	\$370	\$404	\$128	\$516	\$155	\$58	N/A	\$217
VS2 36x84	\$1,390		\$1,460	\$1,529	\$104	\$278	\$243	\$370	\$404	\$128	\$516	\$155	\$58	N/A	\$217
VS2 36x96	\$1,481		\$1,555	\$1,629	\$111	\$296	\$259	\$370	\$404	\$128	\$516	\$155	\$58	N/A	\$217
VS2 42x48	\$1,402		\$1,473	\$1,543	\$105	\$280	\$245	N/A	N/A	\$128	\$516	\$155	\$58	N/A	\$217
VS2 42x60	\$1,505		\$1,581	\$1,656	\$113	\$301	\$263	N/A	N/A	\$128	\$516	\$155	\$58	N/A	\$217
VS2 42x72	\$1,608		\$1,689	\$1,769	\$121	\$322	\$281	N/A	N/A	\$128	\$516	\$155	\$58	N/A	\$217
VS2 42x84	\$1,711		\$1,797	\$1,882	\$128	\$342	\$299	N/A	N/A	\$128	\$516	\$155	\$58	N/A	\$217
VS2 42x96	\$1,814		\$1,905	\$1,996	\$136	\$363	\$317	N/A	N/A	\$128	\$516	\$155	\$58	N/A	\$217
VS2 48x60	\$1,588		\$1,668	\$1,747	\$119	\$318	\$278	N/A	N/A	\$128	\$516	\$155	\$58	N/A	\$217
VS2 48x72	\$1,704		\$1,789	\$1,874	\$128	\$341	\$298	N/A	N/A	\$128	\$516	\$155	\$58	N/A	\$217
VS2 48x84	\$1,819		\$1,910	\$2,001	\$136	\$364	\$318	N/A	N/A	\$128	\$516	\$155	\$58	N/A	\$217
VS2 48x96	\$1,935		\$2,032	\$2,128	\$145	\$387	\$339	N/A	N/A	\$128	\$516	\$155	\$58	N/A	\$217
VS2 60x96	\$2,158		\$2,265	\$2,373	\$162	\$432	N/A	N/A	N/A	\$128	\$516	\$155	\$58	N/A	\$217

VS2 - VOYAGER TABLES - DOUBLE COLUMN END BASE (LAMINATE - PVC EDGE)



		Edge Choices: PVC & T-Mold				Laminate Upgrades		Light Weight	OPTIONS							
		T-15	L-18	P-14	PK-2	Laminate Upgrade I	Laminate Upgrade II	Light Weight (PVC only - 1" top)	NESTING	FOLDING	POWDERCOAT UPGRADE	CHROME	DELUXE CASTERS (BLK)	EQUALIZER GLIDES	ADJ. HEIGHT PIN	SPECIAL HEIGHT
		P-10 (self)	L-21		PK-4	ADD	ADD	ADD	ADD	ADD	ADD	ADD	ADD	ADD	ADD	ADD
		L-15	P-12		L-23											
RACETRACK (RAC)																
VS2	36x72	\$1,381	\$1,450	\$1,519	\$104	\$276	\$242	N/A	\$404	\$128	\$516	\$155	\$58	N/A	\$217	
VS2	36x84	\$1,471	\$1,545	\$1,618	\$110	\$294	\$257	N/A	\$404	\$128	\$516	\$155	\$58	N/A	\$217	
VS2	36x96	\$1,562	\$1,640	\$1,718	\$117	\$312	\$273	N/A	\$404	\$128	\$516	\$155	\$58	N/A	\$217	
VS2	42x96	\$1,995	\$2,095	\$2,194	\$150	\$399	\$349	N/A	N/A	\$128	\$516	\$155	\$58	N/A	\$217	
VS2	42x120 (1 piece)	\$2,642	\$2,774	\$2,907	\$198	\$528	N/A	N/A	N/A	\$128	\$516	\$232	\$87	N/A	\$217	
VS2	42x144 (1 piece)	\$2,859	\$3,002	\$3,145	\$214	\$572	N/A	N/A	N/A	\$128	\$516	\$232	\$87	N/A	\$217	
VS2	48x96	\$2,122	\$2,228	\$2,334	\$159	\$424	\$371	N/A	N/A	\$128	\$516	\$155	\$58	N/A	\$217	
VS2	48x120 (1 piece)	\$2,802	\$2,943	\$3,083	\$210	\$560	N/A	N/A	N/A	\$128	\$516	\$232	\$87	N/A	\$217	
VS2	48x144 (1 piece)	\$3,046	\$3,198	\$3,350	\$228	\$609	N/A	N/A	N/A	\$128	\$516	\$232	\$87	N/A	\$217	
VS2	60x96	\$2,797	\$2,937	\$3,076	\$210	\$559	N/A	N/A	N/A	\$128	\$516	\$155	\$58	N/A	\$217	
VS2	60x120 (1 piece)	\$3,093	\$3,248	\$3,403	\$232	\$619	N/A	N/A	N/A	\$128	\$516	\$232	\$87	N/A	\$217	
VS2	60x144 (1 piece)	\$3,390	\$3,559	\$3,729	\$254	\$932	N/A	N/A	N/A	\$128	\$516	\$232	\$87	N/A	\$217	
BOAT (BOT)																
VS2	36x48x96	\$2,122	\$2,228	\$2,334	\$159	\$424	\$371	N/A	N/A	\$128	\$516	\$155	\$58	N/A	\$217	
VS2	36x48x120 (1 piece)	\$2,802	\$2,943	\$3,083	\$210	\$560	N/A	N/A	N/A	\$128	\$516	\$232	\$87	N/A	\$217	
VS2	36x48x144 (1 piece)	\$3,046	\$3,198	\$3,350	\$228	\$609	N/A	N/A	N/A	\$128	\$516	\$232	\$87	N/A	\$217	
VS2	42x54x120 (1 piece)	\$2,953	\$3,100	\$3,248	\$221	\$591	N/A	N/A	N/A	\$128	\$516	\$232	\$87	N/A	\$217	
VS2	42x54x144 (1 piece)	\$3,223	\$3,384	\$3,545	\$242	\$645	N/A	N/A	N/A	\$128	\$516	\$232	\$87	N/A	\$217	
VS2	48x60x144 (1 piece)	\$3,390	\$3,559	\$3,729	\$254	\$678	N/A	N/A	N/A	\$128	\$516	\$232	\$87	N/A	\$217	
VS2	48x60x168 (2 pieces)	\$4,127	\$4,333	\$4,539	\$309	\$825	N/A	N/A	N/A	\$128	\$516	\$310	\$116	N/A	\$217	
VS2	48x60x192 (2 pieces)	\$4,423	\$4,644	\$4,865	\$332	\$885	N/A	N/A	N/A	\$128	\$516	\$310	\$116	N/A	\$217	
OVAL (OVL)																
VS2	36x60	\$1,291	\$1,355	\$1,420	\$97	\$258	\$226	N/A	N/A	\$128	\$516	\$155	\$58	N/A	\$217	
VS2	36x72	\$1,381	\$1,450	\$1,519	\$104	\$276	\$242	N/A	N/A	\$128	\$516	\$155	\$58	N/A	\$217	
VS2	36x84	\$1,471	\$1,545	\$1,618	\$110	\$294	\$257	N/A	N/A	\$128	\$516	\$155	\$58	N/A	\$217	
VS2	36x96	\$1,562	\$1,640	\$1,718	\$117	\$312	\$273	N/A	N/A	\$128	\$516	\$155	\$58	N/A	\$217	
VS2	42x72	\$1,689	\$1,774	\$1,858	\$127	\$338	\$296	N/A	N/A	\$128	\$516	\$155	\$58	N/A	\$217	
VS2	42x84	\$1,792	\$1,882	\$1,971	\$134	\$358	\$314	N/A	N/A	\$128	\$516	\$155	\$58	N/A	\$217	
VS2	42x96	\$1,895	\$1,990	\$2,085	\$142	\$379	\$332	N/A	N/A	\$128	\$516	\$155	\$58	N/A	\$217	
VS2	48x84	\$1,900	\$1,995	\$2,090	\$143	\$380	\$333	N/A	N/A	\$128	\$516	\$155	\$58	N/A	\$217	
VS2	48x96	\$2,016	\$2,117	\$2,217	\$151	\$403	\$353	N/A	N/A	\$128	\$516	\$155	\$58	N/A	\$217	
VS2	48x120 (1 piece)	\$2,365	\$2,483	\$2,602	\$177	\$473	N/A	N/A	N/A	\$128	\$516	\$232	\$87	N/A	\$217	
VS2	60x120 (1 piece)	\$2,653	\$2,785	\$2,918	\$199	\$531	N/A	N/A	N/A	\$128	\$516	\$232	\$87	N/A	\$217	

VS2 - VOYAGER TABLES - DOUBLE COLUMN END BASE (LAMINATE - PVC EDGE)



		Edge Choices: PVC & T-Mold				Laminate Upgrades		Light Weight	OPTIONS							
		T-15	L-18	P-14	PK-2	Laminate Upgrade I	Laminate Upgrade II	Light Weight (PVC only - 1" top)	NESTING	FOLDING	POWDERCOAT UPGRADE	CHROME	DELUXE CASTERS (BLK)	EQUALIZER GLIDES	ADJ. HEIGHT PIN	SPECIAL HEIGHT
		P-10 (self)	L-21		PK-4	ADD	ADD	ADD	ADD	ADD	ADD	ADD	ADD	ADD	ADD	ADD
		L-15	P-12		L-23											
TRAPEZOID (TRP)																
VS2	24x24x48	\$1,078	\$1,132	\$1,186	\$81	\$216	\$189	CF	N/A	\$128	\$516	\$155	\$58	N/A	\$217	
VS2	24x36x60	\$1,284	\$1,349	\$1,413	\$96	\$257	\$225	CF	N/A	\$128	\$516	\$155	\$58	N/A	\$217	
VS2	30x30x60	\$1,215	\$1,275	\$1,336	\$91	\$243	\$213	CF	N/A	\$128	\$516	\$155	\$58	N/A	\$217	
VS2	30x42x72	\$1,458	\$1,531	\$1,604	\$109	\$292	\$255	CF	N/A	\$128	\$516	\$155	\$58	N/A	\$217	
VS2	36x36x72	\$1,381	\$1,450	\$1,519	\$104	\$276	\$242	CF	N/A	\$128	\$516	\$155	\$58	N/A	\$217	
HALF ROUND (HRD)																
VS2	24x48	\$1,026	\$1,077	\$1,128	\$77	\$205	\$179	CF	N/A	\$128	\$516	\$155	\$58	CF	\$217	
VS2	30x60	\$1,159	\$1,217	\$1,274	\$87	\$232	\$203	CF	N/A	\$128	\$516	\$155	\$58	CF	\$217	
VS2	36x72	\$1,322	\$1,388	\$1,454	\$99	\$264	\$231	CF	N/A	\$128	\$516	\$155	\$58	CF	\$217	
QTR ROUND (QRD)																
VS2	24x24	\$908	\$953	\$999	\$68	\$182	\$159	N/A	N/A	\$128	\$516	\$155	\$58	CF	\$217	
VS2	30x30	\$980	\$1,029	\$1,078	\$74	\$196	\$172	N/A	N/A	\$128	\$516	\$155	\$58	CF	\$217	
VS2	36x36	\$1,070	\$1,123	\$1,176	\$80	\$214	\$187	N/A	N/A	\$128	\$516	\$155	\$58	CF	\$217	
CRESCENT (CRT)																
VS2	24x24x48	\$1,079	\$1,133	\$1,187	\$81	\$216	\$189	CF	N/A	\$128	\$516	\$155	\$58	CF	\$217	
VS2	30x30x60	\$1,220	\$1,281	\$1,342	\$92	\$244	\$214	CF	N/A	\$128	\$516	\$155	\$58	CF	\$217	
VS2	36x36x72	\$1,381	\$1,450	\$1,519	\$104	\$276	\$242	CF	N/A	\$128	\$516	\$155	\$58	CF	\$217	

VS2 - VOYAGER TABLES - DOUBLE COLUMN (LAMINATE - WOOD EDGE)



	Edge Choices: Wood (Red Oak & Maple)			Wood Upgrade	OPTIONS							
	W-12	W-23 W-18 W-16	W-19 W-17 W-32	Upgrade: Walnut/ Mahogany / Cherry	NESTING	FOLDING	POWDERCOAT UPGRADE	CHROME	DELUXE CASTERS (BLK)	EQUALIZER GLIDES	ADJ. HEIGHT PIN	SPECIAL HEIGHT
				ADD	ADD	ADD	ADD	ADD	ADD	ADD	ADD	ADD
ROUND (RND)												
VS2 54	\$3,147	\$3,776	\$4,196	15%	N/A	\$404	\$99	\$516	\$155	\$58	N/A	\$217
VS2 60 (light weight std. folding)	\$3,406	\$4,087	\$4,542	15%	N/A	\$404	\$99	\$516	\$155	\$58	N/A	\$217
RECTANGLE (REC)												
VS2 18x48	\$1,410	\$1,645	\$1,880	15%	\$370	\$404	\$128	\$516	\$155	\$58	N/A	\$217
VS2 18x60	\$1,488	\$1,736	\$1,985	15%	\$370	\$404	\$128	\$516	\$155	\$58	N/A	\$217
VS2 18x72	\$1,567	\$1,828	\$2,089	15%	\$370	\$404	\$128	\$516	\$155	\$58	N/A	\$217
VS2 18x84	\$1,724	\$2,012	\$2,299	15%	\$370	\$404	\$128	\$516	\$155	\$58	N/A	\$217
VS2 18x96	\$1,724	\$2,012	\$2,299	15%	\$370	\$404	\$128	\$516	\$155	\$58	N/A	\$217
VS2 24x48	\$1,498	\$1,747	\$1,997	15%	\$370	\$404	\$128	\$516	\$155	\$58	N/A	\$217
VS2 24x60	\$1,595	\$1,861	\$2,127	15%	\$370	\$404	\$128	\$516	\$155	\$58	N/A	\$217
VS2 24x72	\$1,693	\$1,975	\$2,257	15%	\$370	\$404	\$128	\$516	\$155	\$58	N/A	\$217
VS2 24x84	\$1,888	\$2,203	\$2,517	15%	\$370	\$404	\$128	\$516	\$155	\$58	N/A	\$217
VS2 24x96	\$1,888	\$2,203	\$2,517	15%	\$370	\$404	\$128	\$516	\$155	\$58	N/A	\$217
VS2 30x48	\$1,592	\$1,858	\$2,123	15%	\$370	\$404	\$128	\$516	\$155	\$58	N/A	\$217
VS2 30x60	\$1,709	\$1,994	\$2,279	15%	\$370	\$404	\$128	\$516	\$155	\$58	N/A	\$217
VS2 30x72	\$1,722	\$2,008	\$2,295	15%	\$370	\$404	\$128	\$516	\$155	\$58	N/A	\$217
VS2 30x84	\$2,059	\$2,402	\$2,745	15%	\$370	\$404	\$128	\$516	\$155	\$58	N/A	\$217
VS2 30x96	\$2,059	\$2,402	\$2,745	15%	\$370	\$404	\$128	\$516	\$155	\$58	N/A	\$217
VS2 36x48	\$1,679	\$1,959	\$2,239	15%	\$370	\$404	\$128	\$516	\$155	\$58	N/A	\$217
VS2 36x60	\$1,815	\$2,117	\$2,419	15%	\$370	\$404	\$128	\$516	\$155	\$58	N/A	\$217
VS2 36x72	\$1,950	\$2,275	\$2,600	15%	\$370	\$404	\$128	\$516	\$155	\$58	N/A	\$217
VS2 36x84	\$2,221	\$2,591	\$2,961	15%	\$370	\$404	\$128	\$516	\$155	\$58	N/A	\$217
VS2 36x96	\$2,221	\$2,591	\$2,961	15%	\$370	\$404	\$128	\$516	\$155	\$58	N/A	\$217
VS2 42x48	\$2,630	\$3,156	\$3,506	15%	N/A	N/A	\$128	\$516	\$155	\$58	N/A	\$217
VS2 42x60	\$2,823	\$3,387	\$3,764	15%	N/A	N/A	\$128	\$516	\$155	\$58	N/A	\$217
VS2 42x72	\$3,048	\$3,658	\$4,065	15%	N/A	N/A	\$128	\$516	\$155	\$58	N/A	\$217
VS2 42x84	\$3,292	\$3,951	\$4,390	15%	N/A	N/A	\$128	\$516	\$155	\$58	N/A	\$217
VS2 42x96	\$3,556	\$4,267	\$4,741	15%	N/A	N/A	\$128	\$516	\$155	\$58	N/A	\$217
VS2 48x60	\$2,978	\$3,573	\$3,970	15%	N/A	N/A	\$128	\$516	\$155	\$58	N/A	\$217
VS2 48x72	\$3,195	\$3,833	\$4,259	15%	N/A	N/A	\$128	\$516	\$155	\$58	N/A	\$217
VS2 48x84	\$3,628	\$4,354	\$4,837	15%	N/A	N/A	\$128	\$516	\$155	\$58	N/A	\$217
VS2 48x96	\$3,628	\$4,354	\$4,837	15%	N/A	N/A	\$128	\$516	\$155	\$58	N/A	\$217
VS2 60x96	\$4,045	\$4,855	\$5,394	15%	N/A	N/A	\$128	\$516	\$155	\$58	N/A	\$217

VS2 - VOYAGER TABLES - DOUBLE COLUMN (LAMINATE - WOOD EDGE)



		Edge Choices: Wood (Red Oak & Maple)			Wood Upgrade	OPTIONS							
		W-12	W-23	W-19	Upgrade: Walnut/ Mahogany / Cherry	NESTING	FOLDING	POWDERCOAT UPGRADE	CHROME	DELUXE CASTERS (BLK)	EQUALIZER GLIDES	ADJ. HEIGHT PIN	SPECIAL HEIGHT
			W-18	W-17									
			W-16	W-32									
RACETRACK (RAC)													
VS2	36x72	\$2,071	\$2,417	\$2,762	15%	N/A	\$404	\$128	\$516	\$155	\$58	N/A	\$217
VS2	36x84	\$2,342	\$2,733	\$3,123	15%	N/A	\$404	\$128	\$516	\$155	\$58	N/A	\$217
VS2	36x96	\$2,342	\$2,733	\$3,123	15%	N/A	\$404	\$128	\$516	\$155	\$58	N/A	\$217
VS2	42x96	\$2,811	\$3,279	\$3,748	15%	N/A	N/A	\$128	\$516	\$155	\$58	N/A	\$217
VS2	42x120 (1 piece)	\$3,373	\$3,935	\$4,497	15%	N/A	N/A	\$128	\$516	\$232	\$87	N/A	\$217
VS2	42x144 (1 piece)	\$4,048	\$4,722	\$5,397	15%	N/A	N/A	\$128	\$516	\$232	\$87	N/A	\$217
VS2	48x96	\$3,979	\$4,774	\$5,305	15%	N/A	N/A	\$128	\$516	\$155	\$58	N/A	\$217
VS2	48x120 (1 piece)	\$5,255	\$6,306	\$7,006	15%	N/A	N/A	\$128	\$516	\$232	\$87	N/A	\$217
VS2	48x144 (1 piece)	\$5,711	\$6,853	\$7,614	15%	N/A	N/A	\$128	\$516	\$232	\$87	N/A	\$217
VS2	60x96	\$5,244	\$6,293	\$6,992	15%	N/A	N/A	\$128	\$516	\$155	\$58	N/A	\$217
VS2	60x120 (1 piece)	\$5,800	\$6,960	\$7,733	15%	N/A	N/A	\$128	\$516	\$232	\$87	N/A	\$217
VS2	60x144 (1 piece)	\$6,356	\$7,627	\$8,474	15%	N/A	N/A	\$128	\$516	\$232	\$87	N/A	\$217
BOAT (BOT)													
VS2	36x48x96	\$3,183	\$3,713	\$4,244	15%	N/A	N/A	\$128	\$516	\$155	\$58	N/A	\$217
VS2	36x48x120 (1 piece)	\$4,204	\$4,904	\$5,605	15%	N/A	N/A	\$128	\$516	\$232	\$87	N/A	\$217
VS2	36x48x144 (1 piece)	\$5,044	\$5,885	\$6,726	15%	N/A	N/A	\$128	\$516	\$232	\$87	N/A	\$217
VS2	42x54x120 (1 piece)	\$6,053	\$7,062	\$8,071	15%	N/A	N/A	\$128	\$516	\$232	\$87	N/A	\$217
VS2	42x54x144 (1 piece)	\$7,264	\$8,475	\$9,685	15%	N/A	N/A	\$128	\$516	\$232	\$87	N/A	\$217
VS2	48x60x144 (1 piece)	\$6,356	\$7,627	\$8,474	15%	N/A	N/A	\$128	\$516	\$232	\$87	N/A	\$217
VS2	48x60x168 (2 pieces)	\$7,737	\$9,285	\$10,317	15%	N/A	N/A	\$128	\$516	\$310	\$116	N/A	\$217
VS2	48x60x192 (2 pieces)	\$8,293	\$9,952	\$11,058	15%	N/A	N/A	\$128	\$516	\$310	\$116	N/A	\$217
OVAL (OVL)													
VS2	36x60	\$2,071	\$2,417	\$2,762	15%	N/A	N/A	\$128	\$516	\$155	\$58	N/A	\$217
VS2	36x72	\$2,071	\$2,417	\$2,762	15%	N/A	N/A	\$128	\$516	\$155	\$58	N/A	\$217
VS2	36x84	\$2,342	\$2,733	\$3,123	15%	N/A	N/A	\$128	\$516	\$155	\$58	N/A	\$217
VS2	36x96	\$2,342	\$2,733	\$3,123	15%	N/A	N/A	\$128	\$516	\$155	\$58	N/A	\$217
VS2	42x72	\$2,811	\$3,279	\$3,748	15%	N/A	N/A	\$128	\$516	\$155	\$58	N/A	\$217
VS2	42x84	\$3,373	\$3,935	\$4,497	15%	N/A	N/A	\$128	\$516	\$155	\$58	N/A	\$217
VS2	42x96	\$4,048	\$4,722	\$5,397	15%	N/A	N/A	\$128	\$516	\$155	\$58	N/A	\$217
VS2	48x84	\$3,780	\$4,536	\$5,039	15%	N/A	N/A	\$128	\$516	\$155	\$58	N/A	\$217
VS2	48x96	\$3,780	\$4,536	\$5,039	15%	N/A	N/A	\$128	\$516	\$155	\$58	N/A	\$217
VS2	48x120 (1 piece)	\$4,435	\$5,322	\$5,913	15%	N/A	N/A	\$128	\$516	\$232	\$87	N/A	\$217
VS2	60x120 (1 piece)	\$4,974	\$5,969	\$6,632	15%	N/A	N/A	\$128	\$516	\$232	\$87	N/A	\$217

VS2 - VOYAGER TABLES - DOUBLE COLUMN (LAMINATE - WOOD EDGE)



		Edge Choices: Wood (Red Oak & Maple)			Wood Upgrade	OPTIONS							
		W-12	W-23 W-18 W-16	W-19 W-17 W-32	Upgrade: Walnut/ Mahogany / Cherry	NESTING	FOLDING	POWDERCOAT UPGRADE	CHROME	DELUXE CASTERS (BLK)	EQUALIZER GLIDES	ADJ. HEIGHT PIN	SPECIAL HEIGHT
					ADD	ADD	ADD	ADD	ADD	ADD	ADD	ADD	ADD
TRAPEZOID (TRP)													
VS2	24x24x48	\$1,887	\$2,189	\$2,510	15%	CF	N/A	\$128	\$516	\$155	\$58	N/A	\$217
VS2	24x36x60	\$2,248	\$2,607	\$2,989	15%	CF	N/A	\$128	\$516	\$155	\$58	N/A	\$217
VS2	30x30x60	\$2,126	\$2,466	\$2,827	15%	CF	N/A	\$128	\$516	\$155	\$58	N/A	\$217
VS2	30x42x72	\$2,552	\$2,961	\$3,395	15%	CF	N/A	\$128	\$516	\$155	\$58	N/A	\$217
VS2	36x36x72	\$2,417	\$2,803	\$3,214	15%	CF	N/A	\$128	\$516	\$155	\$58	N/A	\$217
HALF ROUND (HRD)													
VS2	24x48	\$1,795	\$2,082	\$2,387	15%	CF	N/A	\$128	\$516	\$155	\$58	CF	\$217
VS2	30x60	\$2,028	\$2,352	\$2,697	15%	CF	N/A	\$128	\$516	\$155	\$58	CF	\$217
VS2	36x72	\$2,313	\$2,683	\$3,076	15%	CF	N/A	\$128	\$516	\$155	\$58	CF	\$217
QTR ROUND (QRD)													
VS2	24x24	\$1,589	\$1,843	\$2,113	15%	N/A	N/A	\$128	\$516	\$155	\$58	CF	\$217
VS2	30x30	\$1,715	\$1,989	\$2,281	15%	N/A	N/A	\$128	\$516	\$155	\$58	CF	\$217
VS2	36x36	\$1,872	\$2,171	\$2,489	15%	N/A	N/A	\$128	\$516	\$155	\$58	CF	\$217
CRESCENT (CRT)													
VS2	24x24x48	\$1,889	\$2,191	\$2,512	15%	CF	N/A	\$128	\$516	\$155	\$58	CF	\$217
VS2	30x30x60	\$2,135	\$2,477	\$2,840	15%	CF	N/A	\$128	\$516	\$155	\$58	CF	\$217
VS2	36x36x72	\$2,417	\$2,803	\$3,214	15%	CF	N/A	\$128	\$516	\$155	\$58	CF	\$217

VS2 - VOYAGER TABLES - DOUBLE COLUMN END BASE (VENEER)



	Edge Choices: Wood (Red Oak & Maple)			Wood Upgrade	OPTIONS						
	V-12	V-23	V-19	Upgrade: Walnut / Mahogany / Cherry	NESTING	POWDERCOAT UPGRADE	CHROME	DELUXE CASTERS (BLK)	EQUALIZER GLIDES	ADJ. HEIGHT PIN	SPECIAL HEIGHT
		V-18	V-17								
ROUND (RND)											
VS2 54	\$4,196	\$4,615	\$4,825	15%	N/A	\$99	\$516	\$155	\$58	N/A	\$217
VS2 60 (light weight std. folding)	\$5,087	\$5,595	\$5,850	15%	N/A	\$99	\$516	\$155	\$58	N/A	\$217
RECTANGLE (REC)											
VS2 18x48	\$1,880	\$2,068	\$2,162	15%	\$370	\$128	\$516	\$155	\$58	N/A	\$217
VS2 18x60	\$1,985	\$2,183	\$2,282	15%	\$370	\$128	\$516	\$155	\$58	N/A	\$217
VS2 18x72	\$2,089	\$2,298	\$2,403	15%	\$370	\$128	\$516	\$155	\$58	N/A	\$217
VS2 18x84	\$2,299	\$2,529	\$2,644	15%	\$370	\$128	\$516	\$155	\$58	N/A	\$217
VS2 18x96	\$2,299	\$2,529	\$2,644	15%	\$370	\$128	\$516	\$155	\$58	N/A	\$217
VS2 24x48	\$1,997	\$2,196	\$2,296	15%	\$370	\$128	\$516	\$155	\$58	N/A	\$217
VS2 24x60	\$2,127	\$2,340	\$2,446	15%	\$370	\$128	\$516	\$155	\$58	N/A	\$217
VS2 24x72	\$2,257	\$2,483	\$2,596	15%	\$370	\$128	\$516	\$155	\$58	N/A	\$217
VS2 24x84	\$2,517	\$2,769	\$2,895	15%	\$370	\$128	\$516	\$155	\$58	N/A	\$217
VS2 24x96	\$2,517	\$2,769	\$2,895	15%	\$370	\$128	\$516	\$155	\$58	N/A	\$217
VS2 30x48	\$2,123	\$2,336	\$2,442	15%	\$370	\$128	\$516	\$155	\$58	N/A	\$217
VS2 30x60	\$2,279	\$2,506	\$2,620	15%	\$370	\$128	\$516	\$155	\$58	N/A	\$217
VS2 30x72	\$2,295	\$2,525	\$2,640	15%	\$370	\$128	\$516	\$155	\$58	N/A	\$217
VS2 30x84	\$2,745	\$3,019	\$3,156	15%	\$370	\$128	\$516	\$155	\$58	N/A	\$217
VS2 30x96	\$2,745	\$3,019	\$3,156	15%	\$370	\$128	\$516	\$155	\$58	N/A	\$217
VS2 36x48	\$2,239	\$2,463	\$2,575	15%	\$370	\$128	\$516	\$155	\$58	N/A	\$217
VS2 36x60	\$2,419	\$2,661	\$2,782	15%	\$370	\$128	\$516	\$155	\$58	N/A	\$217
VS2 36x72	\$2,600	\$2,860	\$2,990	15%	\$370	\$128	\$516	\$155	\$58	N/A	\$217
VS2 36x84	\$2,961	\$3,257	\$3,406	15%	\$370	\$128	\$516	\$155	\$58	N/A	\$217
VS2 36x96	\$2,961	\$3,257	\$3,406	15%	\$370	\$128	\$516	\$155	\$58	N/A	\$217
VS2 42x48	\$2,805	\$3,085	\$3,226	15%	N/A	\$128	\$516	\$155	\$58	N/A	\$217
VS2 42x60	\$3,011	\$3,312	\$3,462	15%	N/A	\$128	\$516	\$155	\$58	N/A	\$217
VS2 42x72	\$3,252	\$3,577	\$3,739	15%	N/A	\$128	\$516	\$155	\$58	N/A	\$217
VS2 42x84	\$3,512	\$3,863	\$4,039	15%	N/A	\$128	\$516	\$155	\$58	N/A	\$217
VS2 42x96	\$3,793	\$4,172	\$4,362	15%	N/A	\$128	\$516	\$155	\$58	N/A	\$217
VS2 48x60	\$3,176	\$3,494	\$3,653	15%	N/A	\$128	\$516	\$155	\$58	N/A	\$217
VS2 48x72	\$3,408	\$3,748	\$3,919	15%	N/A	\$128	\$516	\$155	\$58	N/A	\$217
VS2 48x84	\$3,870	\$4,257	\$4,450	15%	N/A	\$128	\$516	\$155	\$58	N/A	\$217
VS2 48x96	\$3,870	\$4,257	\$4,450	15%	N/A	\$128	\$516	\$155	\$58	N/A	\$217
VS2 60x96	\$4,315	\$4,747	\$4,962	15%	N/A	\$128	\$516	\$155	\$58	N/A	\$217

VS2 - VOYAGER TABLES - DOUBLE COLUMN END BASE (VENEER)



		Edge Choices: Wood (Red Oak & Maple)			Wood Upgrade	OPTIONS						
		V-12	V-23 V-18 V-16	V-19 V-17 V-32	Upgrade: Walnut / Mahogany / Cherry	NESTING	POWDERCOAT UPGRADE	CHROME	DELUXE CASTERS (BLK)	EQUALIZER GLIDES	ADJ. HEIGHT PIN	SPECIAL HEIGHT
					ADD	ADD	ADD	ADD	ADD	ADD	ADD	ADD
RACETRACK (RAC)												
VS2	36x72	\$2,762	\$3,038	\$3,176	15%	N/A	\$128	\$516	\$155	\$58	N/A	\$217
VS2	36x84	\$3,123	\$3,435	\$3,592	15%	N/A	\$128	\$516	\$155	\$58	N/A	\$217
VS2	36x96	\$3,123	\$3,435	\$3,592	15%	N/A	\$128	\$516	\$155	\$58	N/A	\$217
VS2	42x96	\$3,748	\$4,122	\$4,310	15%	N/A	\$128	\$516	\$155	\$58	N/A	\$217
VS2	42x120 (1 piece)	\$4,497	\$4,947	\$5,172	15%	N/A	\$128	\$516	\$232	\$87	N/A	\$217
VS2	42x144 (1 piece)	\$5,397	\$5,936	\$6,206	15%	N/A	\$128	\$516	\$232	\$87	N/A	\$217
VS2	48x96	\$4,244	\$4,668	\$4,880	15%	N/A	\$128	\$516	\$155	\$58	N/A	\$217
VS2	48x120 (1 piece)	\$5,605	\$6,165	\$6,446	15%	N/A	\$128	\$516	\$232	\$87	N/A	\$217
VS2	48x144 (1 piece)	\$6,092	\$6,701	\$7,005	15%	N/A	\$128	\$516	\$232	\$87	N/A	\$217
VS2	60x96	\$5,593	\$6,153	\$6,432	15%	N/A	\$128	\$516	\$155	\$58	N/A	\$217
VS2	60x120 (1 piece)	\$6,186	\$6,805	\$7,114	15%	N/A	\$128	\$516	\$232	\$87	N/A	\$217
VS2	60x144 (1 piece)	\$6,779	\$7,457	\$7,796	15%	N/A	\$128	\$516	\$232	\$87	N/A	\$217
BOAT (BOT)												
VS2	36x48x96	\$4,244	\$4,668	\$4,880	15%	N/A	\$128	\$516	\$155	\$58	N/A	\$217
VS2	36x48x120 (1 piece)	\$5,605	\$6,165	\$6,446	15%	N/A	\$128	\$516	\$232	\$87	N/A	\$217
VS2	36x48x144 (1 piece)	\$6,726	\$7,398	\$7,735	15%	N/A	\$128	\$516	\$232	\$87	N/A	\$217
VS2	42x54x120 (1 piece)	\$8,071	\$8,878	\$9,282	15%	N/A	\$128	\$516	\$232	\$87	N/A	\$217
VS2	42x54x144 (1 piece)	\$9,685	\$10,654	\$11,138	15%	N/A	\$128	\$516	\$232	\$87	N/A	\$217
VS2	48x60x144 (1 piece)	\$6,779	\$7,457	\$7,796	15%	N/A	\$128	\$516	\$232	\$87	N/A	\$217
VS2	48x60x168 (2 pieces)	\$8,253	\$9,079	\$9,491	15%	N/A	\$128	\$516	\$310	\$116	N/A	\$217
VS2	48x60x192 (2 pieces)	\$8,846	\$9,731	\$10,173	15%	N/A	\$128	\$516	\$310	\$116	N/A	\$217
OVAL (OVL)												
VS2	36x60	\$2,762	\$3,038	\$3,176	15%	N/A	\$128	\$516	\$155	\$58	N/A	\$217
VS2	36x72	\$2,762	\$3,038	\$3,176	15%	N/A	\$128	\$516	\$155	\$58	N/A	\$217
VS2	36x84	\$3,123	\$3,435	\$3,592	15%	N/A	\$128	\$516	\$155	\$58	N/A	\$217
VS2	36x96	\$3,123	\$3,435	\$3,592	15%	N/A	\$128	\$516	\$155	\$58	N/A	\$217
VS2	42x72	\$3,748	\$4,122	\$4,310	15%	N/A	\$128	\$516	\$155	\$58	N/A	\$217
VS2	42x84	\$4,497	\$4,947	\$5,172	15%	N/A	\$128	\$516	\$155	\$58	N/A	\$217
VS2	42x96	\$5,397	\$5,936	\$6,206	15%	N/A	\$128	\$516	\$155	\$58	N/A	\$217
VS2	48x84	\$4,032	\$4,435	\$4,636	15%	N/A	\$128	\$516	\$155	\$58	N/A	\$217
VS2	48x96	\$4,032	\$4,435	\$4,636	15%	N/A	\$128	\$516	\$155	\$58	N/A	\$217
VS2	48x120 (1 piece)	\$4,730	\$5,203	\$5,440	15%	N/A	\$128	\$516	\$232	\$87	N/A	\$217
VS2	60x120 (1 piece)	\$5,306	\$5,836	\$6,101	15%	N/A	\$128	\$516	\$232	\$87	N/A	\$217

VS2 - VOYAGER TABLES - DOUBLE COLUMN END BASE (VENEER)



		Edge Choices: Wood (Red Oak & Maple)			Wood Upgrade	OPTIONS						
		V-12	V-23 V-18 V-16	V-19 V-17 V-32	Upgrade: Walnut / Mahogany / Cherry	NESTING	POWDERCOAT UPGRADE	CHROME	DELUXE CASTERS (BLN)	EQUALIZER GLIDES	ADJ. HEIGHT PIN	SPECIAL HEIGHT
					ADD	ADD	ADD	ADD	ADD	ADD	ADD	ADD
TRAPEZOID (TRP)												
VS2	24x24x48	\$2,510	\$2,761	\$2,887	15%	CF	\$128	\$516	\$155	\$58	N/A	\$217
VS2	24x36x60	\$2,989	\$3,288	\$3,438	15%	CF	\$128	\$516	\$155	\$58	N/A	\$217
VS2	30x30x60	\$2,827	\$3,110	\$3,251	15%	CF	\$128	\$516	\$155	\$58	N/A	\$217
VS2	30x42x72	\$3,395	\$3,734	\$3,904	15%	CF	\$128	\$516	\$155	\$58	N/A	\$217
VS2	36x36x72	\$3,214	\$3,535	\$3,696	15%	CF	\$128	\$516	\$155	\$58	N/A	\$217
HALF ROUND (HRD)												
VS2	24x48	\$2,387	\$2,626	\$2,745	15%	CF	\$128	\$516	\$155	\$58	CF	\$217
VS2	30x60	\$2,697	\$2,966	\$3,101	15%	CF	\$128	\$516	\$155	\$58	CF	\$217
VS2	36x72	\$3,076	\$3,384	\$3,538	15%	CF	\$128	\$516	\$155	\$58	CF	\$217
QTR ROUND (QRD)												
VS2	24x24	\$2,113	\$2,325	\$2,430	15%	N/A	\$128	\$516	\$155	\$58	CF	\$217
VS2	30x30	\$2,281	\$2,509	\$2,623	15%	N/A	\$128	\$516	\$155	\$58	CF	\$217
VS2	36x36	\$2,489	\$2,738	\$2,863	15%	N/A	\$128	\$516	\$155	\$58	CF	\$217
CRESCENT (CRT)												
VS2	24x24x48	\$2,512	\$2,763	\$2,889	15%	CF	\$128	\$516	\$155	\$58	CF	\$217
VS2	30x30x60	\$2,840	\$3,124	\$3,266	15%	CF	\$128	\$516	\$155	\$58	CF	\$217
VS2	36x36x72	\$3,214	\$3,535	\$3,696	15%	CF	\$128	\$516	\$155	\$58	CF	\$217

VOYAGER PREMIUM SOLID STEEL

Voyager Premium Solid Steel tables were developed to offer you Quality and Styling. Bases of the pedestal are made of Solid Steel to allow the ultimate in base foundation with unparalleled durability.

TABLE PEDESTAL SPECIFICATIONS

Finishes: Available in 40+ standard powder coat finishes. Chrome plated finishes are offered at an additional charge. Our unique mechanical construction enables a flawless seam when mixing column finishes with any base finish. Custom finishes available. Please contact Customer Service for quotation.

Glides and Casters: All tables are equipped with 1" diameter stainless steel, rubber cushioned glides with 1/2" long stem fully threaded into solid steel base. Optional styles of glides and casters available at an additional charge.

Voyager Premium Solid Steel Pedestals

Base constructed of 2" diameter solid steel, fully MIG welded for maximum support. Smaller pedestals equipped with powder coated 10" locking cast spider; larger pedestals equipped with 15" cast spider, machined for column recess to insure levelness. 2" diameter (14 gauge) and 3" diameter (16 gauge) columns constructed from welded tubing. Factory assembled with 1/2"-13 threaded steel rod and flange nut at 60 ft/lb torque. Square ends on all bases.

Voyager Premium Solid Steel Pedestals compliment our Voyager Folding Tables and Titan single folding leg.

Voyager Premium Solid Steel Table Options

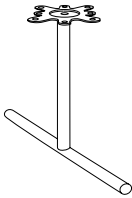
There are several options available on Voyager Premium Solid Steel including:

- Nesting
- Flip Top
- Special Height
- Center Mount Electrical Column

VOYAGER PREMIUM SOLID STEEL

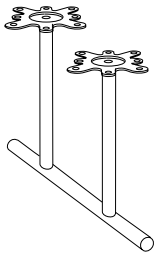
VOYAGER PREMIUM SOLID STEEL BASE SPECIFICATIONS

Single Column End Smart Code Base Size Column Diameter Top Capacity
Base



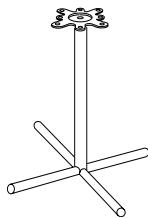
VS1BAR-16EB	16"	2"	18"x96"
VS1BAR-20EB	20"	2"	24"x96"
VS1BAR-26EB	26"	2"	30" & 36"x96"
VS1BAR-36EB	36"	2"	42"x96"

Double Column End Smart Code Base Size Column Diameter Top Capacity
Base



VS2BAR-36EB	36"	2"	48"x96"
VS2BAR-42EB	42"	2"	60"x96"

Cross Base Smart Code Base Size Column Diameter Top Capacity



VSXBAR-20	20"	3"	30" SQ & RND
VSXABAR-26	26"	3"	42" SQ & RND
VSXBAR-30	30"	3"	48" SQ & 54" RND
VSXBAR-36	36"	3"	48" SQ & 60" RND
VSXBAR-36-5	36" x 5	2" & 3"	60" SQ & 72" RND
VSXBAR-2026	20"x26"	3"	30"x36"
VSXBAR-2630	26"x30"	3"	36"x42"
VSXBAR-2636	26"x36"	3"	36"x48"

VS BAR - VOYAGER TABLES - PREMIUM SOLID STEEL (LAMINATE - PVC EDGE)



		Edge Choices: PVC & T-Mold				Laminate Upgrades		Light Weight	OPTIONS							
		T-15	L-18	P-14	PK-2	Laminate Upgrade I	Laminate Upgrade II	Light Weight (PVC only - 1" top)	NESTING	FLIP TOP	POWDERCOAT UPGRADE	CHROME	DELUXE CASTERS (BLK)	EQUALIZER GLIDES	CENTER MOUNT ELEC. COLUMN	SPECIAL HEIGHT
		P-10 (self)	L-21		PK-4	ADD	ADD	ADD	ADD	ADD	ADD	ADD	ADD	ADD	ADD	ADD
		L-15	P-12		L-23											
SQUARE (SQR)																
VSXBAR	24x24	\$1,202	\$1,262	\$1,322	\$90	\$240	\$210	N/A	\$107	\$128	\$258	\$155	\$58	\$322	\$77	
VSXBAR	30x30	\$1,277	\$1,341	\$1,405	\$96	\$255	\$223	N/A	\$107	\$128	\$258	\$155	\$58	\$322	\$77	
VSXBAR	36x36	\$1,467	\$1,540	\$1,613	\$110	\$293	\$257	N/A	\$107	\$128	\$258	\$155	\$58	\$322	\$77	
VSXBAR	42x42	\$1,708	\$1,793	\$1,878	\$128	\$342	\$299	N/A	\$107	\$128	\$258	\$155	\$58	\$322	\$77	
VSXBAR	48x48	\$1,823	\$1,914	\$2,005	\$137	\$365	\$319	N/A	N/A	\$128	\$258	\$155	\$58	N/A	\$77	
ROUND (RND)																
VSXBAR	24	\$1,231	\$1,293	\$1,354	\$92	\$246	\$215	N/A	\$107	\$128	\$258	\$155	\$58	\$322	\$77	
VSXBAR	30	\$1,303	\$1,368	\$1,433	\$98	\$261	\$228	N/A	\$107	\$128	\$258	\$155	\$58	\$322	\$77	
VSXBAR	36	\$1,490	\$1,564	\$1,639	\$112	\$298	\$261	N/A	\$107	\$128	\$258	\$155	\$58	\$322	\$77	
VSXBAR	42	\$1,588	\$1,667	\$1,747	\$119	\$318	\$278	N/A	\$107	\$128	\$258	\$155	\$58	\$322	\$77	
VSXBAR	48	\$1,839	\$1,931	\$2,023	\$138	\$368	\$322	N/A	\$107	\$128	\$258	\$155	\$58	\$322	\$77	
VSXBAR	54	\$1,964	\$2,062	\$2,160	\$147	\$393	\$344	N/A	N/A	\$128	\$258	\$155	\$58	N/A	\$77	
VSXBAR	60	\$2,169	\$2,277	\$2,386	\$163	\$434	\$380	N/A	N/A	\$128	\$258	\$155	\$58	N/A	\$77	
VSXBAR	72 (2 piece)	\$3,455	\$3,627	\$3,800	\$259	\$691	\$605	N/A	N/A	\$128	\$258	\$155	\$58	N/A	\$77	
RECTANGLE (REC)																
VS1BAR	18x48	\$1,223	\$1,284	\$1,345	\$92	\$245	\$214	\$370	N/A	\$128	\$322	\$155	\$58	N/A	\$126	
VS1BAR	18x60	\$1,278	\$1,342	\$1,406	\$96	\$256	\$224	\$370	N/A	\$128	\$322	\$155	\$58	N/A	\$126	
VS1BAR	18x72	\$1,333	\$1,400	\$1,466	\$100	\$267	\$233	\$370	N/A	\$128	\$322	\$155	\$58	N/A	\$126	
VS1BAR	18x84	\$1,388	\$1,458	\$1,527	\$104	\$278	\$243	\$370	N/A	\$128	\$322	\$155	\$58	N/A	\$126	
VS1BAR	18x96	\$1,444	\$1,516	\$1,588	\$108	\$289	\$253	\$370	N/A	\$128	\$322	\$155	\$58	N/A	\$126	
VSXBAR20	24x30	\$1,217	\$1,278	\$1,339	\$91	\$243	\$213	N/A	\$107	\$128	\$258	\$155	\$58	\$322	\$77	
VSXBAR20	24x36	\$1,251	\$1,314	\$1,376	\$94	\$250	\$219	N/A	\$107	\$128	\$258	\$155	\$58	\$322	\$77	
VS1BAR	24x48	\$1,340	\$1,407	\$1,474	\$101	\$268	\$235	\$370	N/A	\$128	\$322	\$155	\$58	N/A	\$126	
VS1BAR	24x60	\$1,409	\$1,479	\$1,550	\$106	\$282	\$247	\$370	N/A	\$128	\$322	\$155	\$58	N/A	\$126	
VS1BAR	24x72	\$1,477	\$1,551	\$1,625	\$111	\$295	\$259	\$370	N/A	\$128	\$322	\$155	\$58	N/A	\$126	
VS1BAR	24x84	\$1,546	\$1,623	\$1,700	\$116	\$309	\$271	\$370	N/A	\$128	\$322	\$155	\$58	N/A	\$126	
VS1BAR	24x96	\$1,614	\$1,695	\$1,776	\$121	\$323	\$282	\$370	N/A	\$128	\$322	\$155	\$58	N/A	\$126	
VS1BAR	24x120 (1 piece)	\$2,205	\$2,316	\$2,426	\$165	\$441	N/A	N/A	N/A	\$128	\$322	\$232	\$87	N/A	\$126	
VS1BAR	24x144 (1 piece)	\$2,342	\$2,459	\$2,576	\$176	\$468	N/A	N/A	N/A	\$128	\$322	\$232	\$87	N/A	\$126	
VSXBAR26	30x42	\$1,566	\$1,644	\$1,723	\$117	\$313	\$274	N/A	\$107	\$128	\$258	\$155	\$58	\$322	\$77	
VSXBAR26	30x48	\$1,651	\$1,733	\$1,816	\$124	\$330	\$289	N/A	\$107	\$128	\$258	\$155	\$58	N/A	\$77	
VS1BAR	30x48	\$1,474	\$1,547	\$1,621	\$111	\$295	\$258	\$370	N/A	\$128	\$322	\$155	\$58	N/A	\$126	
VS1BAR	30x60	\$1,556	\$1,633	\$1,711	\$117	\$311	\$272	\$370	N/A	\$128	\$322	\$155	\$58	N/A	\$126	
VS1BAR	30x72	\$1,564	\$1,643	\$1,721	\$117	\$313	\$274	\$370	N/A	\$128	\$322	\$155	\$58	N/A	\$126	
VS1BAR	30x84	\$1,719	\$1,805	\$1,891	\$129	\$344	\$301	\$370	N/A	\$128	\$322	\$155	\$58	N/A	\$126	
VS1BAR	30x96	\$1,801	\$1,891	\$1,981	\$135	\$360	\$315	\$370	N/A	\$128	\$322	\$155	\$58	N/A	\$126	
VS1BAR	30x120 (1 piece)	\$1,964	\$2,063	\$2,161	\$147	\$393	N/A	N/A	N/A	\$128	\$322	\$232	\$87	N/A	\$126	
VS1BAR	30x144 (1 piece)	\$2,128	\$2,234	\$2,341	\$160	\$426	N/A	N/A	N/A	\$128	\$322	\$232	\$87	N/A	\$126	
VSXBAR26	36x42	\$1,664	\$1,747	\$1,831	\$125	\$333	\$291	N/A	\$107	\$128	\$258	\$155	\$58	\$322	\$77	
VSXBAR26	36x48	\$1,712	\$1,797	\$1,883	\$128	\$342	\$300	N/A	\$107	\$128	\$258	\$155	\$58	N/A	\$77	
VS1BAR	36x48	\$1,535	\$1,611	\$1,688	\$115	\$307	\$269	\$370	N/A	\$128	\$322	\$155	\$58	N/A	\$126	
VS1BAR	36x60	\$1,630	\$1,711	\$1,793	\$122	\$326	\$285	\$370	N/A	\$128	\$322	\$155	\$58	N/A	\$126	
VS1BAR	36x72	\$1,725	\$1,811	\$1,897	\$129	\$345	\$302	\$370	N/A	\$128	\$322	\$155	\$58	N/A	\$126	

VS BAR - VOYAGER TABLES - PREMIUM SOLID STEEL (LAMINATE - PVC EDGE)



Model	Dimensions	Edge Choices: PVC & T-Mold				Laminate Upgrades		Light Weight	OPTIONS							
		T-15	L-18	P-14	PK-2	Laminate Upgrade I	Laminate Upgrade II	Light Weight (PVC only - 1" top)	NESTING	FLIP TOP	POWDERCOAT UPGRADE	CHROME	DELUXE CASTERS (BLK)	EQUALIZER GLIDES	CENTER MOUNT ELEC. COLUMN	SPECIAL HEIGHT
		P-10 (self)	L-21	PK-4	ADD	ADD	ADD									
VS1BAR	36x84	\$1,820		\$1,911	\$2,002	\$136	\$364	\$318	\$370	N/A	\$128	\$322	\$155	\$58	N/A	\$126
VS1BAR	36x96	\$1,915		\$2,011	\$2,106	\$144	\$383	\$335	\$370	N/A	\$128	\$322	\$155	\$58	N/A	\$126
VS1BAR	36x120 (1 piece)	\$2,105		\$2,210	\$2,316	\$158	\$421	N/A	N/A	N/A	\$128	\$322	\$232	\$87	N/A	\$126
VS1BAR	36x144 (1 piece)	\$2,295		\$2,410	\$2,525	\$172	\$459	N/A	N/A	N/A	\$128	\$322	\$232	\$87	N/A	\$126
VS1BAR	42x48	\$1,708		\$1,794	\$1,879	\$128	\$342	\$299	N/A	N/A	\$128	\$322	\$155	\$58	N/A	\$126
VS1BAR	42x60	\$1,817		\$1,908	\$1,998	\$136	\$363	\$318	N/A	N/A	\$128	\$322	\$155	\$58	N/A	\$126
VS1BAR	42x72	\$1,925		\$2,021	\$2,118	\$144	\$385	\$337	N/A	N/A	\$128	\$322	\$155	\$58	N/A	\$126
VS1BAR	42x84	\$2,033		\$2,135	\$2,237	\$153	\$407	\$356	N/A	N/A	\$128	\$322	\$155	\$58	N/A	\$126
VS1BAR	42x96	\$2,142		\$2,249	\$2,356	\$161	\$428	\$375	N/A	N/A	\$128	\$322	\$155	\$58	N/A	\$126
VS1BAR	42x120 (1 piece)	\$2,359		\$2,476	\$2,594	\$177	\$472	\$413	N/A	N/A	\$128	\$322	\$155	\$58	N/A	\$126
VS1BAR	42x144 (1 piece)	\$2,575		\$2,704	\$2,833	\$193	\$515	\$451	N/A	N/A	\$128	\$322	\$155	\$58	N/A	\$126
VS2BAR	48x60	\$2,173		\$2,282	\$2,391	\$163	\$435	\$380	N/A	N/A	\$128	\$516	\$155	\$58	N/A	\$217
VS2BAR	48x72	\$2,295		\$2,410	\$2,525	\$172	\$459	\$402	N/A	N/A	\$128	\$516	\$155	\$58	N/A	\$217
VS2BAR	48x84	\$2,417		\$2,538	\$2,658	\$181	\$483	\$423	N/A	N/A	\$128	\$516	\$155	\$58	N/A	\$217
VS2BAR	48x96	\$2,538		\$2,665	\$2,792	\$190	\$508	\$444	N/A	N/A	\$128	\$516	\$155	\$58	N/A	\$217
VS2BAR	48x120 (1 piece)	\$2,782		\$2,921	\$3,060	\$209	\$556	N/A	N/A	N/A	\$128	\$516	\$232	\$87	N/A	\$217
VS2BAR	48x144 (1 piece)	\$3,025		\$3,176	\$3,328	\$227	\$605	N/A	N/A	N/A	\$128	\$516	\$232	\$87	N/A	\$217
VS2BAR	60x96	\$2,852		\$2,994	\$3,137	\$214	\$570	N/A	N/A	N/A	\$128	\$516	\$155	\$58	N/A	\$217
VS2BAR	60x120 (1 piece)	\$3,148		\$3,305	\$3,463	\$236	\$630	N/A	N/A	N/A	\$128	\$516	\$232	\$87	N/A	\$217
VS2BAR	60x144 (1 piece)	\$3,445		\$3,617	\$3,789	\$258	\$689	N/A	N/A	N/A	\$128	\$516	\$232	\$87	N/A	\$217
RACETRACK (RAC)																
VS1BAR	36x72	\$1,810		\$1,900	\$1,991	\$136	\$362	\$317	\$370	N/A	\$128	\$322	\$155	\$58	N/A	\$126
VS1BAR	36x84	\$1,905		\$2,000	\$2,095	\$143	\$381	\$333	\$370	N/A	\$128	\$322	\$155	\$58	N/A	\$126
VS1BAR	36x96	\$2,000		\$2,100	\$2,200	\$150	\$400	\$350	\$370	N/A	\$128	\$322	\$155	\$58	N/A	\$126
VS1BAR	36x120 (1 piece)	\$2,190		\$2,300	\$2,409	\$164	\$438	N/A	N/A	N/A	\$128	\$322	\$232	\$87	N/A	\$126
VS1BAR	36x144 (1 piece)	\$2,380		\$2,499	\$2,618	\$179	\$476	N/A	N/A	N/A	\$128	\$322	\$232	\$87	N/A	\$126
VS1BAR	42x96	\$2,227		\$2,338	\$2,450	\$167	\$445	\$390	N/A	N/A	\$128	\$322	\$155	\$58	N/A	\$126
VS1BAR	42x120 (1 piece)	\$2,444		\$2,566	\$2,688	\$183	\$489	N/A	N/A	N/A	\$128	\$322	\$232	\$87	N/A	\$126
VS1BAR	42x144 (1 piece)	\$2,660		\$2,793	\$2,926	\$200	\$532	N/A	N/A	N/A	\$128	\$322	\$232	\$87	N/A	\$126
VS2BAR	48x96	\$2,624		\$2,755	\$2,886	\$197	\$525	\$459	N/A	N/A	\$128	\$516	\$155	\$58	N/A	\$217
VS2BAR	48x120 (1 piece)	\$2,867		\$3,010	\$3,154	\$215	\$573	N/A	N/A	N/A	\$128	\$516	\$232	\$87	N/A	\$217
VS2BAR	48x144 (1 piece)	\$3,110		\$3,266	\$3,421	\$233	\$622	N/A	N/A	N/A	\$128	\$516	\$232	\$87	N/A	\$217
VS2BAR	60x96	\$2,937		\$3,084	\$3,230	\$220	\$587	N/A	N/A	N/A	\$128	\$516	\$155	\$58	N/A	\$217
VS2BAR	60x120 (1 piece)	\$3,233		\$3,395	\$3,556	\$242	\$647	N/A	N/A	N/A	\$128	\$516	\$232	\$87	N/A	\$217
VS2BAR	60x144 (1 piece)	\$3,530		\$3,706	\$3,883	\$265	\$706	N/A	N/A	N/A	\$128	\$516	\$232	\$87	N/A	\$217
BOAT (BOT)																
VS1BAR	36x48x96	\$2,341		\$2,458	\$2,575	\$176	\$468	\$410	N/A	N/A	\$128	\$322	\$155	\$58	N/A	\$126
VS1BAR	36x48x120 (1 piece)	\$2,584		\$2,713	\$2,843	\$194	\$517	N/A	N/A	N/A	\$128	\$322	\$232	\$87	N/A	\$126
VS1BAR	36x48x144 (1 piece)	\$2,828		\$2,969	\$3,110	\$212	\$566	N/A	N/A	N/A	\$128	\$322	\$232	\$87	N/A	\$126
VS2BAR	42x54x120 (1 piece)	\$3,093		\$3,247	\$3,402	\$232	\$619	N/A	N/A	N/A	\$128	\$516	\$232	\$87	N/A	\$217
VS2BAR	42x54x144 (1 piece)	\$3,363		\$3,531	\$3,699	\$252	\$673	N/A	N/A	N/A	\$128	\$516	\$232	\$87	N/A	\$217
VS2BAR	48x60x144 (1 piece)	\$3,530		\$3,706	\$3,883	\$265	\$706	N/A	N/A	N/A	\$128	\$516	\$232	\$87	N/A	\$217
OVAL (OVL)																
VS1BAR	36x60	\$1,715		\$1,801	\$1,886	\$129	\$343	\$300	\$370	N/A	\$128	\$322	\$155	\$58	N/A	\$126

VS BAR - VOYAGER TABLES - PREMIUM SOLID STEEL (LAMINATE - PVC EDGE)



		Edge Choices: PVC & T-Mold				Laminate Upgrades		Light Weight	OPTIONS							
		T-15	L-18	P-14	PK-2	Laminate Upgrade I	Laminate Upgrade II	Light Weight (PVC only - 1" top)	NESTING	FLIP TOP	POWDERCOAT UPGRADE	CHROME	DELUXE CASTERS (BLK)	EQUALIZER GLIDES	CENTER MOUNT ELEC. COLUMN	SPECIAL HEIGHT
		P-10 (self)	L-21		PK-4	ADD	ADD	ADD	ADD	ADD	ADD	ADD	ADD	ADD	ADD	ADD
		L-15	P-12		L-23											
VS1BAR	36x72	\$1,810		\$1,900	\$1,991	\$136	\$362	\$317	\$370	N/A	\$128	\$322	\$155	\$58	N/A	\$126
VS1BAR	36x84	\$1,905		\$2,000	\$2,095	\$143	\$381	\$333	\$370	N/A	\$128	\$322	\$155	\$58	N/A	\$126
VS1BAR	36x96	\$2,000		\$2,100	\$2,200	\$150	\$400	\$350	\$370	N/A	\$128	\$322	\$155	\$58	N/A	\$126
VS1BAR	42x72	\$2,010		\$2,111	\$2,211	\$151	\$402	\$352	N/A	N/A	\$128	\$322	\$155	\$58	N/A	\$126
VS1BAR	42x84	\$2,119		\$2,225	\$2,330	\$159	\$424	\$371	N/A	N/A	\$128	\$322	\$155	\$58	N/A	\$126
VS1BAR	42x96	\$2,227		\$2,338	\$2,450	\$167	\$445	\$390	N/A	N/A	\$128	\$322	\$155	\$58	N/A	\$126
VS2BAR	48x84	\$2,502		\$2,627	\$2,752	\$188	\$500	\$438	N/A	N/A	\$128	\$516	\$155	\$58	N/A	\$217
VS2BAR	48x96	\$2,624		\$2,755	\$2,886	\$197	\$525	\$459	N/A	N/A	\$128	\$516	\$155	\$58	N/A	\$217
VS2BAR	48x120 (1 piece)	\$2,867		\$3,010	\$3,154	\$215	\$573	N/A	N/A	N/A	\$128	\$516	\$232	\$87	N/A	\$217
VS2BAR	48x144 (1 piece)	\$3,110		\$3,266	\$3,421	\$233	\$622	N/A	N/A	N/A	\$128	\$516	\$232	\$87	N/A	\$217
VS2BAR	60x120 (1 piece)	\$3,233		\$3,395	\$3,556	\$242	\$647	N/A	N/A	N/A	\$128	\$516	\$155	\$58	N/A	\$217
VS2BAR	60x144 (1 piece)	\$3,530		\$3,706	\$3,883	\$265	\$706	N/A	N/A	N/A	\$128	\$516	\$232	\$87	N/A	\$217
TRAPEZOID (TRP)																
VS1BAR	24x24x48	\$1,369		\$1,437	\$1,506	\$103	\$274	\$240	\$370	N/A	\$128	\$322	\$155	\$58	N/A	\$126
VS1BAR	24x36x60	\$1,585		\$1,665	\$1,744	\$119	\$317	\$277	\$370	N/A	\$128	\$322	\$155	\$58	N/A	\$126
VS1BAR	30x30x60	\$1,568		\$1,646	\$1,725	\$118	\$314	\$274	\$370	N/A	\$128	\$322	\$155	\$58	N/A	\$126
VS1BAR	30x42x72	\$1,825		\$1,916	\$2,007	\$137	\$365	\$319	\$370	N/A	\$128	\$322	\$155	\$58	N/A	\$126
VS1BAR	36x36x72	\$1,810		\$1,900	\$1,991	\$136	\$362	\$317	\$370	N/A	\$128	\$322	\$155	\$58	N/A	\$126
HALF ROUND (HRD)																
VS1BAR	24x48	\$1,313		\$1,379	\$1,444	\$98	\$263	\$230	\$370	N/A	\$128	\$322	\$155	\$58	N/A	\$126
VS1BAR	30x60	\$1,509		\$1,584	\$1,660	\$113	\$302	\$264	\$370	N/A	\$128	\$322	\$155	\$58	N/A	\$126
VS1BAR	36x72	\$1,748		\$1,835	\$1,922	\$131	\$350	\$306	\$370	N/A	\$128	\$322	\$155	\$58	N/A	\$126
QTR ROUND (QRD)																
VS1BAR	24x24	\$1,189		\$1,249	\$1,308	\$89	\$238	\$208	N/A	N/A	\$128	\$322	\$155	\$58	N/A	\$126
VS1BAR	30x30	\$1,321		\$1,387	\$1,453	\$99	\$264	\$231	N/A	N/A	\$128	\$322	\$155	\$58	N/A	\$126
VS1BAR	36x36	\$1,482		\$1,556	\$1,630	\$111	\$296	\$259	N/A	N/A	\$128	\$322	\$155	\$58	N/A	\$126
CRESCENT (CRT)																
VS1BAR	24x24x48	\$1,425		\$1,497	\$1,568	\$107	\$285	\$249	\$370	N/A	\$128	\$322	\$155	\$58	N/A	\$126
VS1BAR	30x30x60	\$1,641		\$1,723	\$1,805	\$123	\$328	\$287	\$370	N/A	\$128	\$322	\$155	\$58	N/A	\$126
VS1BAR	36x36x72	\$1,810		\$1,900	\$1,991	\$136	\$362	\$317	\$370	N/A	\$128	\$322	\$155	\$58	N/A	\$126








VS BAR - VOYAGER TABLES - PREMIUM SOLID STEEL (LAMINATE - WOOD EDGE)



		Edge Choices: Wood (Red Oak & Maple)			Wood Upgrade	OPTIONS							
		W-12	W-23	W-19	Upgrade: Walnut/ Mahogany / Cherry	NESTING	FLIP TOP	POWDERCOAT UPGRADE	CHROME	DELUXE CASTERS (BLK)	EQUALIZER GLIDES	CENTER MOUNT ELEC. COLUMN	SPECIAL HEIGHT
			W-18	W-17	ADD	ADD	ADD	ADD	ADD	ADD	ADD	ADD	ADD
SQUARE (SQR)													
VSXBAR	24x24	\$1,803	\$2,103	\$2,404	15%	N/A	\$107	\$128	\$258	\$155	\$58	\$322	\$77
VSXBAR	30x30	\$1,916	\$2,235	\$2,554	15%	N/A	\$107	\$128	\$258	\$155	\$58	\$322	\$77
VSXBAR	36x36	\$2,200	\$2,567	\$2,934	15%	N/A	\$107	\$128	\$258	\$155	\$58	\$322	\$77
VSXBAR	42x42	\$3,202	\$3,842	\$4,269	15%	N/A	\$107	\$128	\$258	\$155	\$58	\$322	\$77
VSXBAR	48x48	\$3,418	\$4,101	\$4,557	15%	N/A	N/A	\$128	\$258	\$155	\$58	N/A	\$77
ROUND (RND)													
VSXBAR	24	\$1,847	\$2,155	\$2,463	15%	N/A	\$107	\$128	\$258	\$155	\$58	\$322	\$77
VSXBAR	30	\$1,955	\$2,280	\$2,606	15%	N/A	\$107	\$128	\$258	\$155	\$58	\$322	\$77
VSXBAR	36	\$2,234	\$2,607	\$2,979	15%	N/A	\$107	\$128	\$258	\$155	\$58	\$322	\$77
VSXBAR	42	\$2,977	\$3,573	\$3,970	15%	N/A	\$107	\$128	\$258	\$155	\$58	\$322	\$77
VSXBAR	48	\$3,448	\$4,137	\$4,597	15%	N/A	\$107	\$128	\$258	\$155	\$58	\$322	\$77
VSXBAR	54	\$3,682	\$4,419	\$4,910	15%	N/A	N/A	\$128	\$258	\$155	\$58	N/A	\$77
VSXBAR	60	\$4,066	\$4,880	\$5,422	15%	N/A	N/A	\$128	\$258	\$155	\$58	N/A	\$77
VSXBAR	72 (2 piece)	\$6,477	\$7,773	\$8,637	15%	N/A	N/A	\$128	\$258	\$155	\$58	N/A	\$77
RECTANGLE (REC)													
VS1BAR	18x48	\$1,834	\$2,140	\$2,445	15%	\$370	N/A	\$128	\$322	\$155	\$58	N/A	\$126
VS1BAR	18x60	\$1,917	\$2,236	\$2,556	15%	\$370	N/A	\$128	\$322	\$155	\$58	N/A	\$126
VS1BAR	18x72	\$2,000	\$2,333	\$2,666	15%	\$370	N/A	\$128	\$322	\$155	\$58	N/A	\$126
VS1BAR	18x84	\$2,165	\$2,526	\$2,887	15%	\$370	N/A	\$128	\$322	\$155	\$58	N/A	\$126
VS1BAR	18x96	\$2,165	\$2,526	\$2,887	15%	\$370	N/A	\$128	\$322	\$155	\$58	N/A	\$126
VSXBAR20	24x30	\$1,825	\$2,130	\$2,434	15%	N/A	\$107	\$128	\$258	\$155	\$58	\$322	\$77
VSXBAR20	24x36	\$1,877	\$2,190	\$2,502	15%	N/A	\$107	\$128	\$258	\$155	\$58	\$322	\$77
VS1BAR	24x48	\$2,010	\$2,346	\$2,681	15%	\$370	N/A	\$128	\$322	\$155	\$58	N/A	\$126
VS1BAR	24x60	\$2,113	\$2,465	\$2,818	15%	\$370	N/A	\$128	\$322	\$155	\$58	N/A	\$126
VS1BAR	24x72	\$2,216	\$2,585	\$2,955	15%	\$370	N/A	\$128	\$322	\$155	\$58	N/A	\$126
VS1BAR	24x84	\$2,421	\$2,825	\$3,229	15%	\$370	N/A	\$128	\$322	\$155	\$58	N/A	\$126
VS1BAR	24x96	\$2,421	\$2,825	\$3,229	15%	\$370	N/A	\$128	\$322	\$155	\$58	N/A	\$126
VS1BAR	24x120 (1 piece)	\$3,308	\$3,837	\$4,399	15%	N/A	N/A	\$128	\$322	\$232	\$87	N/A	\$126
VS1BAR	24x144 (1 piece)	\$3,513	\$4,075	\$4,673	15%	N/A	N/A	\$128	\$322	\$232	\$87	N/A	\$126
VSXBAR26	30x42	\$2,349	\$2,740	\$3,132	15%	N/A	\$107	\$128	\$258	\$155	\$58	\$322	\$77
VSXBAR26	30x48	\$2,476	\$2,889	\$3,302	15%	N/A	\$107	\$128	\$258	\$155	\$58	N/A	\$77
VS1BAR	30x48	\$2,211	\$2,579	\$2,948	15%	\$370	N/A	\$128	\$322	\$155	\$58	N/A	\$126
VS1BAR	30x60	\$2,333	\$2,722	\$3,111	15%	\$370	N/A	\$128	\$322	\$155	\$58	N/A	\$126
VS1BAR	30x72	\$2,347	\$2,738	\$3,129	15%	\$370	N/A	\$128	\$322	\$155	\$58	N/A	\$126
VS1BAR	30x84	\$2,701	\$3,152	\$3,602	15%	\$370	N/A	\$128	\$322	\$155	\$58	N/A	\$126
VS1BAR	30x96	\$2,701	\$3,152	\$3,602	15%	\$370	N/A	\$128	\$322	\$155	\$58	N/A	\$126
VS1BAR	30x120 (1 piece)	\$2,947	\$3,418	\$3,919	15%	N/A	N/A	\$128	\$322	\$232	\$87	N/A	\$126
VS1BAR	30x144 (1 piece)	\$3,192	\$3,703	\$4,245	15%	N/A	N/A	\$128	\$322	\$232	\$87	N/A	\$126
VSXBAR26	36x42	\$2,496	\$2,912	\$3,328	15%	N/A	\$107	\$128	\$258	\$155	\$58	\$322	\$77
VSXBAR26	36x48	\$2,567	\$2,995	\$3,423	15%	N/A	\$107	\$128	\$258	\$155	\$58	N/A	\$77
VS1BAR	36x48	\$2,302	\$2,686	\$3,069	15%	\$370	N/A	\$128	\$322	\$155	\$58	N/A	\$126
VS1BAR	36x60	\$2,445	\$2,852	\$3,259	15%	\$370	N/A	\$128	\$322	\$155	\$58	N/A	\$126
VS1BAR	36x72	\$2,587	\$3,018	\$3,449	15%	\$370	N/A	\$128	\$322	\$155	\$58	N/A	\$126




VS BAR - VOYAGER TABLES - PREMIUM SOLID STEEL (LAMINATE - WOOD EDGE)



		Edge Choices: Wood (Red Oak & Maple)			Wood Upgrade	OPTIONS							
					Upgrade: Walnut/ Mahogany / Cherry	NESTING	FLIP TOP	POWDERCOAT UPGRADE	CHROME	DELUXE CASTERS (BLK)	EQUALIZER GLIDES	CENTER MOUNT ELEC. COLUMN	SPECIAL HEIGHT
													
													
VS1BAR	36x84	\$2,872	\$3,351	\$3,830	15%	\$370	N/A	\$128	\$322	\$155	\$58	N/A	\$126
VS1BAR	36x96	\$2,872	\$3,351	\$3,830	15%	\$370	N/A	\$128	\$322	\$155	\$58	N/A	\$126
VS1BAR	36x120 (1 piece)	\$3,158	\$3,684	\$4,210	15%	N/A	N/A	\$128	\$322	\$232	\$87	N/A	\$126
VS1BAR	36x144 (1 piece)	\$3,443	\$3,994	\$4,579	15%	N/A	N/A	\$128	\$322	\$232	\$87	N/A	\$126
VS1BAR	42x48	\$3,203	\$3,844	\$4,271	15%	N/A	N/A	\$128	\$322	\$155	\$58	N/A	\$126
VS1BAR	42x60	\$3,406	\$4,088	\$4,542	15%	N/A	N/A	\$128	\$322	\$155	\$58	N/A	\$126
VS1BAR	42x72	\$2,888	\$3,350	\$3,841	15%	N/A	N/A	\$128	\$322	\$155	\$58	N/A	\$126
VS1BAR	42x84	\$3,050	\$3,538	\$4,057	15%	N/A	N/A	\$128	\$322	\$155	\$58	N/A	\$126
VS1BAR	42x96	\$3,213	\$3,727	\$4,273	15%	N/A	N/A	\$128	\$322	\$155	\$58	N/A	\$126
VS1BAR	42x120 (1 piece)	\$3,538	\$4,104	\$4,705	15%	N/A	N/A	\$128	\$322	\$155	\$58	N/A	\$126
VS1BAR	42x144 (1 piece)	\$3,863	\$4,481	\$5,138	15%	N/A	N/A	\$128	\$322	\$155	\$58	N/A	\$126
VS2BAR	48x60	\$4,075	\$4,890	\$5,434	15%	N/A	N/A	\$128	\$516	\$155	\$58	N/A	\$217
VS2BAR	48x72	\$4,303	\$5,164	\$5,738	15%	N/A	N/A	\$128	\$516	\$155	\$58	N/A	\$217
VS2BAR	48x84	\$4,760	\$5,711	\$6,346	15%	N/A	N/A	\$128	\$516	\$155	\$58	N/A	\$217
VS2BAR	48x96	\$4,760	\$5,711	\$6,346	15%	N/A	N/A	\$128	\$516	\$155	\$58	N/A	\$217
VS2BAR	48x120 (1 piece)	\$5,216	\$6,259	\$6,954	15%	N/A	N/A	\$128	\$516	\$232	\$87	N/A	\$217
VS2BAR	48x144 (1 piece)	\$5,672	\$6,806	\$7,563	15%	N/A	N/A	\$128	\$516	\$232	\$87	N/A	\$217
VS2BAR	60x96	\$5,347	\$6,416	\$7,129	15%	N/A	N/A	\$128	\$516	\$155	\$58	N/A	\$217
VS2BAR	60x120 (1 piece)	\$5,903	\$7,083	\$7,870	15%	N/A	N/A	\$128	\$516	\$232	\$87	N/A	\$217
VS2BAR	60x144 (1 piece)	\$6,459	\$7,750	\$8,611	15%	N/A	N/A	\$128	\$516	\$232	\$87	N/A	\$217
RACETRACK (RAC)													
VS1BAR	36x72	\$2,715	\$3,167	\$3,620	15%	\$370	N/A	\$128	\$322	\$155	\$58	N/A	\$126
VS1BAR	36x84	\$3,000	\$3,500	\$4,000	15%	\$370	N/A	\$128	\$322	\$155	\$58	N/A	\$126
VS1BAR	36x96	\$3,000	\$3,500	\$4,000	15%	\$370	N/A	\$128	\$322	\$155	\$58	N/A	\$126
VS1BAR	36x120 (1 piece)	\$3,285	\$3,833	\$4,380	15%	N/A	N/A	\$128	\$322	\$232	\$87	N/A	\$126
VS1BAR	36x144 (1 piece)	\$3,570	\$4,142	\$4,749	15%	N/A	N/A	\$128	\$322	\$232	\$87	N/A	\$126
VS1BAR	42x96	\$3,340	\$3,875	\$4,443	15%	N/A	N/A	\$128	\$322	\$155	\$58	N/A	\$126
VS1BAR	42x120 (1 piece)	\$3,666	\$4,252	\$4,875	15%	N/A	N/A	\$128	\$322	\$232	\$87	N/A	\$126
VS1BAR	42x144 (1 piece)	\$3,991	\$4,629	\$5,308	15%	N/A	N/A	\$128	\$322	\$232	\$87	N/A	\$126
VS2BAR	48x96	\$4,919	\$5,903	\$6,559	15%	N/A	N/A	\$128	\$516	\$155	\$58	N/A	\$217
VS2BAR	48x120 (1 piece)	\$5,375	\$6,450	\$7,167	15%	N/A	N/A	\$128	\$516	\$232	\$87	N/A	\$217
VS2BAR	48x144 (1 piece)	\$5,832	\$6,998	\$7,776	15%	N/A	N/A	\$128	\$516	\$232	\$87	N/A	\$217
VS2BAR	60x96	\$5,506	\$6,608	\$7,342	15%	N/A	N/A	\$128	\$516	\$155	\$58	N/A	\$217
VS2BAR	60x120 (1 piece)	\$6,062	\$7,275	\$8,083	15%	N/A	N/A	\$128	\$516	\$232	\$87	N/A	\$217
VS2BAR	60x144 (1 piece)	\$6,618	\$7,942	\$8,824	15%	N/A	N/A	\$128	\$516	\$232	\$87	N/A	\$217
BOAT (BOT)													
VS1BAR	36x48x96	\$3,511	\$4,097	\$4,682	15%	N/A	N/A	\$128	\$322	\$155	\$58	N/A	\$126
VS1BAR	36x48x120 (1 piece)	\$3,876	\$4,522	\$5,169	15%	N/A	N/A	\$128	\$322	\$232	\$87	N/A	\$126
VS1BAR	36x48x144 (1 piece)	\$4,241	\$4,920	\$5,641	15%	N/A	N/A	\$128	\$322	\$232	\$87	N/A	\$126
VS2BAR	42x54x120 (1 piece)	\$4,639	\$5,381	\$6,170	15%	N/A	N/A	\$128	\$516	\$232	\$87	N/A	\$217
VS2BAR	42x54x144 (1 piece)	\$5,044	\$5,851	\$6,708	15%	N/A	N/A	\$128	\$516	\$232	\$87	N/A	\$217
VS2BAR	48x60x144 (1 piece)	\$6,618	\$7,942	\$8,824	15%	N/A	N/A	\$128	\$516	\$232	\$87	N/A	\$217
OVAL (OVL)													
VS1BAR	36x60	\$2,715	\$3,167	\$3,620	15%	\$370	N/A	\$128	\$322	\$155	\$58	N/A	\$126








VS BAR - VOYAGER TABLES - PREMIUM SOLID STEEL (LAMINATE - WOOD EDGE)



		Edge Choices: Wood (Red Oak & Maple)			Wood Upgrade	OPTIONS							
					Upgrade: Walnut / Mahogany / Cherry	NESTING	FLIP TOP	POWDERCOAT UPGRADE	CHROME	DELUXE CASTERS (BLK)	EQUALIZER GLIDES	CENTER MOUNT ELEC. COLUMN	SPECIAL HEIGHT
		W-12	W-18	W-17									
VS1BAR	36x72	\$2,715	\$3,167	\$3,620	15%	\$370	N/A	\$128	\$322	\$155	\$58	N/A	\$126
VS1BAR	36x84	\$3,000	\$3,500	\$4,000	15%	\$370	N/A	\$128	\$322	\$155	\$58	N/A	\$126
VS1BAR	36x96	\$3,000	\$3,500	\$4,000	15%	\$370	N/A	\$128	\$322	\$155	\$58	N/A	\$126
VS1BAR	42x72	\$3,015	\$3,498	\$4,010	15%	N/A	N/A	\$128	\$322	\$155	\$58	N/A	\$126
VS1BAR	42x84	\$3,178	\$3,686	\$4,227	15%	N/A	N/A	\$128	\$322	\$155	\$58	N/A	\$126
VS1BAR	42x96	\$3,340	\$3,875	\$4,443	15%	N/A	N/A	\$128	\$322	\$155	\$58	N/A	\$126
VS2BAR	48x84	\$3,753	\$4,353	\$4,991	15%	N/A	N/A	\$128	\$516	\$155	\$58	N/A	\$217
VS2BAR	48x96	\$4,919	\$5,903	\$6,559	15%	N/A	N/A	\$128	\$516	\$155	\$58	N/A	\$217
VS2BAR	48x120 (1 piece)	\$5,375	\$6,450	\$7,167	15%	N/A	N/A	\$128	\$516	\$232	\$87	N/A	\$217
VS2BAR	48x144 (1 piece)	\$5,832	\$6,998	\$7,776	15%	N/A	N/A	\$128	\$516	\$232	\$87	N/A	\$217
VS2BAR	60x120 (1 piece)	\$6,062	\$7,275	\$8,083	15%	N/A	N/A	\$128	\$516	\$155	\$58	N/A	\$217
VS2BAR	60x144 (1 piece)	\$6,618	\$7,942	\$8,824	15%	N/A	N/A	\$128	\$516	\$232	\$87	N/A	\$217
TRAPEZOID (TRP)													
VS1BAR	24x24x48	\$2,053	\$2,381	\$2,730	15%	\$370	N/A	\$128	\$322	\$155	\$58	N/A	\$126
VS1BAR	24x36x60	\$2,378	\$2,759	\$3,163	15%	\$370	N/A	\$128	\$322	\$155	\$58	N/A	\$126
VS1BAR	30x30x60	\$2,352	\$2,728	\$3,128	15%	\$370	N/A	\$128	\$322	\$155	\$58	N/A	\$126
VS1BAR	30x42x72	\$2,737	\$3,175	\$3,640	15%	\$370	N/A	\$128	\$322	\$155	\$58	N/A	\$126
VS1BAR	36x36x72	\$2,715	\$3,149	\$3,611	15%	\$370	N/A	\$128	\$322	\$155	\$58	N/A	\$126
HALF ROUND (HRD)													
VS1BAR	24x48	\$1,969	\$2,284	\$2,619	15%	\$370	N/A	\$128	\$322	\$155	\$58	N/A	\$126
VS1BAR	30x60	\$2,263	\$2,626	\$3,010	15%	\$370	N/A	\$128	\$322	\$155	\$58	N/A	\$126
VS1BAR	36x72	\$2,621	\$3,041	\$3,486	15%	\$370	N/A	\$128	\$322	\$155	\$58	N/A	\$126
QTR ROUND (QRD)													
VS1BAR	24x24	\$1,784	\$2,069	\$2,372	15%	N/A	N/A	\$128	\$322	\$155	\$58	N/A	\$126
VS1BAR	30x30	\$1,982	\$2,299	\$2,635	15%	N/A	N/A	\$128	\$322	\$155	\$58	N/A	\$126
VS1BAR	36x36	\$2,223	\$2,579	\$2,957	15%	N/A	N/A	\$128	\$322	\$155	\$58	N/A	\$126
CRESCENT (CRT)													
VS1BAR	24x24x48	\$2,138	\$2,480	\$2,844	15%	\$370	N/A	\$128	\$322	\$155	\$58	N/A	\$126
VS1BAR	30x30x60	\$2,461	\$2,855	\$3,273	15%	\$370	N/A	\$128	\$322	\$155	\$58	N/A	\$126
VS1BAR	36x36x72	\$2,715	\$3,149	\$3,611	15%	\$370	N/A	\$128	\$322	\$155	\$58	N/A	\$126








VS BAR - VOYAGER TABLES - PREMIUM SOLID STEEL (VENEER)



		Edge Choices: Wood (Red Oak & Maple)			Wood Upgrade	OPTIONS							
		 V-12	 V-23	 V-19	Upgrade: Walnut / Mahogany / Cherry	NESTING	FLIP TOP	POWDERCOAT UPGRADE	CHROME	DELUXE CASTERS (BLK)	EQUALIZER GLIDES	CENTER MOUNT ELEC. COLUMN	SPECIAL HEIGHT
			 V-18	 V-17	ADD	ADD	ADD	ADD	ADD	ADD	ADD	ADD	ADD
			 V-16	 V-32									
SQUARE (SQR)													
VSXBAR	24x24	\$1,957	\$2,153	\$2,251	15%	N/A	\$107	\$128	\$258	\$155	\$58	\$322	\$77
VSXBAR	30x30	\$2,352	\$2,587	\$2,705	15%	N/A	\$107	\$128	\$258	\$155	\$58	\$322	\$77
VSXBAR	36x36	\$2,868	\$3,154	\$3,298	15%	N/A	\$107	\$128	\$258	\$155	\$58	\$322	\$77
VSXBAR	42x42	\$3,610	\$3,971	\$4,151	15%	N/A	\$107	\$128	\$258	\$155	\$58	\$322	\$77
VSXBAR	48x48	\$4,262	\$4,688	\$4,901	15%	N/A	N/A	\$128	\$258	\$155	\$58	N/A	\$77
ROUND (RND)													
VSXBAR	24	\$2,012	\$2,213	\$2,313	15%	N/A	\$107	\$128	\$258	\$155	\$58	\$322	\$77
VSXBAR	30	\$2,473	\$2,721	\$2,844	15%	N/A	\$107	\$128	\$258	\$155	\$58	\$322	\$77
VSXBAR	36	\$3,175	\$3,493	\$3,652	15%	N/A	\$107	\$128	\$258	\$155	\$58	\$322	\$77
VSXBAR	42	\$3,854	\$4,240	\$4,433	15%	N/A	\$107	\$128	\$258	\$155	\$58	\$322	\$77
VSXBAR	48	\$3,703	\$4,073	\$4,259	15%	N/A	\$107	\$128	\$258	\$155	\$58	\$322	\$77
VSXBAR	54	\$4,386	\$4,824	\$5,044	15%	N/A	N/A	\$128	\$258	\$155	\$58	N/A	\$77
VSXBAR	60	\$5,204	\$5,725	\$5,985	15%	N/A	N/A	\$128	\$258	\$155	\$58	N/A	\$77
VSXBAR	72 (2 piece)	\$7,790	\$8,569	\$8,959	15%	N/A	N/A	\$128	\$258	\$155	\$58	N/A	\$77
RECTANGLE (REC)													
VS1BAR	18x48	\$1,938	\$2,132	\$2,228	15%	\$370	N/A	\$128	\$322	\$155	\$58	N/A	\$126
VS1BAR	18x60	\$2,202	\$2,423	\$2,533	15%	\$370	N/A	\$128	\$322	\$155	\$58	N/A	\$126
VS1BAR	18x72	\$2,474	\$2,721	\$2,845	15%	\$370	N/A	\$128	\$322	\$155	\$58	N/A	\$126
VS1BAR	18x84	\$3,017	\$3,319	\$3,470	15%	\$370	N/A	\$128	\$322	\$155	\$58	N/A	\$126
VS1BAR	18x96	\$3,017	\$3,319	\$3,470	15%	\$370	N/A	\$128	\$322	\$155	\$58	N/A	\$126
VSXBAR20	24x30	\$2,032	\$2,235	\$2,337	15%	N/A	\$107	\$128	\$258	\$155	\$58	\$322	\$77
VSXBAR20	24x36	\$2,213	\$2,434	\$2,545	15%	N/A	\$107	\$128	\$258	\$155	\$58	\$322	\$77
VS1BAR	24x48	\$2,593	\$2,852	\$2,982	15%	\$370	N/A	\$128	\$322	\$155	\$58	N/A	\$126
VS1BAR	24x60	\$2,259	\$2,485	\$2,598	15%	\$370	N/A	\$128	\$322	\$155	\$58	N/A	\$126
VS1BAR	24x72	\$2,531	\$2,784	\$2,910	15%	\$370	N/A	\$128	\$322	\$155	\$58	N/A	\$126
VS1BAR	24x84	\$3,074	\$3,381	\$3,535	15%	\$370	N/A	\$128	\$322	\$155	\$58	N/A	\$126
VS1BAR	24x96	\$3,074	\$3,381	\$3,535	15%	\$370	N/A	\$128	\$322	\$155	\$58	N/A	\$126
VS1BAR	24x120 (1 piece)	\$4,135	\$4,548	\$4,755	15%	N/A	N/A	\$128	\$322	\$232	\$87	N/A	\$126
VS1BAR	24x144 (1 piece)	\$4,392	\$4,831	\$5,050	15%	N/A	N/A	\$128	\$322	\$232	\$87	N/A	\$126
VSXBAR26	30x42	\$3,005	\$3,306	\$3,456	15%	N/A	\$107	\$128	\$258	\$155	\$58	\$322	\$77
VSXBAR26	30x48	\$3,234	\$3,558	\$3,720	15%	N/A	\$107	\$128	\$258	\$155	\$58	N/A	\$77
VS1BAR	30x48	\$3,004	\$3,305	\$3,455	15%	\$370	N/A	\$128	\$322	\$155	\$58	N/A	\$126
VS1BAR	30x60	\$2,645	\$2,910	\$3,042	15%	\$370	N/A	\$128	\$322	\$155	\$58	N/A	\$126
VS1BAR	30x72	\$2,980	\$3,277	\$3,426	15%	\$370	N/A	\$128	\$322	\$155	\$58	N/A	\$126
VS1BAR	30x84	\$3,648	\$4,013	\$4,195	15%	\$370	N/A	\$128	\$322	\$155	\$58	N/A	\$126
VS1BAR	30x96	\$3,648	\$4,013	\$4,195	15%	\$370	N/A	\$128	\$322	\$155	\$58	N/A	\$126
VS1BAR	30x120 (1 piece)	\$3,683	\$4,052	\$4,236	15%	N/A	N/A	\$128	\$322	\$232	\$87	N/A	\$126
VS1BAR	30x144 (1 piece)	\$3,990	\$4,389	\$4,589	15%	N/A	N/A	\$128	\$322	\$232	\$87	N/A	\$126
VSXBAR26	36x42	\$3,370	\$3,707	\$3,876	15%	N/A	\$107	\$128	\$258	\$155	\$58	\$322	\$77
VSXBAR26	36x48	\$2,760	\$3,036	\$3,174	15%	N/A	\$107	\$128	\$258	\$155	\$58	N/A	\$77
VS1BAR	36x48	\$2,583	\$2,841	\$2,970	15%	\$370	N/A	\$128	\$322	\$155	\$58	N/A	\$126
VS1BAR	36x60	\$2,980	\$3,277	\$3,426	15%	\$370	N/A	\$128	\$322	\$155	\$58	N/A	\$126
VS1BAR	36x72	\$3,377	\$3,714	\$3,883	15%	\$370	N/A	\$128	\$322	\$155	\$58	N/A	\$126

VS BAR - VOYAGER TABLES - PREMIUM SOLID STEEL (VENEER)



	Edge Choices: Wood (Red Oak & Maple)			Wood Upgrade	OPTIONS								
				Upgrade: Walnut / Mahogany / Cherry	NESTING	FLIP TOP	POWDERCOAT UPGRADE	CHROME	DELUXE CASTERS (BLK)	EQUALIZER GLIDES	CENTER MOUNT ELEC. COLUMN	SPECIAL HEIGHT	
	V-12	V-23	V-19	ADD									ADD
													
													
VS1BAR 36x84	\$4,177	\$4,595	\$4,804	15%	\$370	N/A	\$128	\$322	\$155	\$58	N/A	\$126	
VS1BAR 36x96	\$4,177	\$4,595	\$4,804	15%	\$370	N/A	\$128	\$322	\$155	\$58	N/A	\$126	
VS1BAR 36x120 (1 piece)	\$3,947	\$4,342	\$4,539	15%	N/A	N/A	\$128	\$322	\$232	\$87	N/A	\$126	
VS1BAR 36x144 (1 piece)	\$4,304	\$4,734	\$4,949	15%	N/A	N/A	\$128	\$322	\$232	\$87	N/A	\$126	
VS1BAR 42x48	\$3,848	\$4,233	\$4,425	15%	N/A	N/A	\$128	\$322	\$155	\$58	N/A	\$126	
VS1BAR 42x60	\$4,455	\$4,900	\$5,123	15%	N/A	N/A	\$128	\$322	\$155	\$58	N/A	\$126	
VS1BAR 42x72	\$3,610	\$3,971	\$4,151	15%	N/A	N/A	\$128	\$322	\$155	\$58	N/A	\$126	
VS1BAR 42x84	\$3,813	\$4,194	\$4,385	15%	N/A	N/A	\$128	\$322	\$155	\$58	N/A	\$126	
VS1BAR 42x96	\$4,016	\$4,418	\$4,618	15%	N/A	N/A	\$128	\$322	\$155	\$58	N/A	\$126	
VS1BAR 42x120 (1 piece)	\$4,422	\$4,865	\$5,086	15%	N/A	N/A	\$128	\$322	\$155	\$58	N/A	\$126	
VS1BAR 42x144 (1 piece)	\$4,829	\$5,312	\$5,553	15%	N/A	N/A	\$128	\$322	\$155	\$58	N/A	\$126	
VS2BAR 48x60	\$5,257	\$5,782	\$6,045	15%	N/A	N/A	\$128	\$516	\$155	\$58	N/A	\$217	
VS2BAR 48x72	\$5,945	\$6,539	\$6,837	15%	N/A	N/A	\$128	\$516	\$155	\$58	N/A	\$217	
VS2BAR 48x84	\$6,766	\$7,443	\$7,781	15%	N/A	N/A	\$128	\$516	\$155	\$58	N/A	\$217	
VS2BAR 48x96	\$6,766	\$7,443	\$7,781	15%	N/A	N/A	\$128	\$516	\$155	\$58	N/A	\$217	
VS2BAR 48x120 (1 piece)	\$7,052	\$7,758	\$8,110	15%	N/A	N/A	\$128	\$516	\$232	\$87	N/A	\$217	
VS2BAR 48x144 (1 piece)	\$8,188	\$9,006	\$9,416	15%	N/A	N/A	\$128	\$516	\$232	\$87	N/A	\$217	
VS2BAR 60x96	\$7,138	\$7,851	\$8,208	15%	N/A	N/A	\$128	\$516	\$155	\$58	N/A	\$217	
VS2BAR 60x120 (1 piece)	\$8,558	\$9,414	\$9,842	15%	N/A	N/A	\$128	\$516	\$232	\$87	N/A	\$217	
VS2BAR 60x144 (1 piece)	\$9,979	\$10,977	\$11,476	15%	N/A	N/A	\$128	\$516	\$232	\$87	N/A	\$217	
RACETRACK (RAC)													
VS1BAR 36x72	\$3,892	\$4,281	\$4,476	15%	\$370	N/A	\$128	\$322	\$155	\$58	N/A	\$126	
VS1BAR 36x84	\$4,686	\$5,154	\$5,389	15%	\$370	N/A	\$128	\$322	\$155	\$58	N/A	\$126	
VS1BAR 36x96	\$4,686	\$5,154	\$5,389	15%	\$370	N/A	\$128	\$322	\$155	\$58	N/A	\$126	
VS1BAR 36x120 (1 piece)	\$5,745	\$6,319	\$6,606	15%	N/A	N/A	\$128	\$322	\$232	\$87	N/A	\$126	
VS1BAR 36x144 (1 piece)	\$4,463	\$4,909	\$5,133	15%	N/A	N/A	\$128	\$322	\$232	\$87	N/A	\$126	
VS1BAR 42x96	\$4,176	\$4,593	\$4,802	15%	N/A	N/A	\$128	\$322	\$155	\$58	N/A	\$126	
VS1BAR 42x120 (1 piece)	\$4,582	\$5,040	\$5,269	15%	N/A	N/A	\$128	\$322	\$232	\$87	N/A	\$126	
VS1BAR 42x144 (1 piece)	\$4,988	\$5,487	\$5,737	15%	N/A	N/A	\$128	\$322	\$232	\$87	N/A	\$126	
VS2BAR 48x96	\$6,147	\$6,762	\$7,069	15%	N/A	N/A	\$128	\$516	\$155	\$58	N/A	\$217	
VS2BAR 48x120 (1 piece)	\$7,561	\$8,317	\$8,695	15%	N/A	N/A	\$128	\$516	\$232	\$87	N/A	\$217	
VS2BAR 48x144 (1 piece)	\$8,696	\$9,566	\$10,001	15%	N/A	N/A	\$128	\$516	\$232	\$87	N/A	\$217	
VS2BAR 60x96	\$7,646	\$8,411	\$8,793	15%	N/A	N/A	\$128	\$516	\$155	\$58	N/A	\$217	
VS2BAR 60x120 (1 piece)	\$9,067	\$9,974	\$10,427	15%	N/A	N/A	\$128	\$516	\$232	\$87	N/A	\$217	
VS2BAR 60x144 (1 piece)	\$10,488	\$11,536	\$12,061	15%	N/A	N/A	\$128	\$516	\$232	\$87	N/A	\$217	
BOAT (BOT)													
VS1BAR 36x48x96	\$5,224	\$5,746	\$6,007	15%	N/A	N/A	\$128	\$322	\$155	\$58	N/A	\$126	
VS1BAR 36x48x120 (1 piece)	\$6,519	\$7,171	\$7,497	15%	N/A	N/A	\$128	\$322	\$232	\$87	N/A	\$126	
VS1BAR 36x48x144 (1 piece)	\$5,302	\$5,832	\$6,097	15%	N/A	N/A	\$128	\$322	\$232	\$87	N/A	\$126	
VS2BAR 42x54x120 (1 piece)	\$5,799	\$6,378	\$6,668	15%	N/A	N/A	\$128	\$516	\$232	\$87	N/A	\$217	
VS2BAR 42x54x144 (1 piece)	\$6,305	\$6,935	\$7,250	15%	N/A	N/A	\$128	\$516	\$232	\$87	N/A	\$217	
VS2BAR 48x60x144 (1 piece)	\$9,722	\$10,694	\$11,180	15%	N/A	N/A	\$128	\$516	\$232	\$87	N/A	\$217	
OVAL (OVL)													
VS1BAR 36x60	\$3,223	\$3,545	\$3,706	15%	\$370	N/A	\$128	\$322	\$155	\$58	N/A	\$126	

VS BAR - VOYAGER TABLES - PREMIUM SOLID STEEL (VENEER)



		Edge Choices: Wood (Red Oak & Maple)			Wood Upgrade	OPTIONS							
		V-12	V-23	V-19	Upgrade: Walnut / Mahogany / Cherry	NESTING	FLIP TOP	POWDERCOAT UPGRADE	CHROME	DELUXE CASTERS (BLK)	EQUALIZER GLIDES	CENTER MOUNT ELEC. COLUMN	SPECIAL HEIGHT
			V-18	V-17	ADD	ADD	ADD	ADD	ADD	ADD	ADD	ADD	ADD
			V-16	V-32									
VS1BAR	36x72	\$3,223	\$3,545	\$3,706	15%	\$370	N/A	\$128	\$322	\$155	\$58	N/A	\$126
VS1BAR	36x84	\$5,215	\$5,737	\$5,997	15%	\$370	N/A	\$128	\$322	\$155	\$58	N/A	\$126
VS1BAR	36x96	\$5,215	\$5,737	\$5,997	15%	\$370	N/A	\$128	\$322	\$155	\$58	N/A	\$126
VS1BAR	42x72	\$3,769	\$4,146	\$4,335	15%	N/A	N/A	\$128	\$322	\$155	\$58	N/A	\$126
VS1BAR	42x84	\$3,972	\$4,370	\$4,568	15%	N/A	N/A	\$128	\$322	\$155	\$58	N/A	\$126
VS1BAR	42x96	\$4,176	\$4,593	\$4,802	15%	N/A	N/A	\$128	\$322	\$155	\$58	N/A	\$126
VS2BAR	48x84	\$4,691	\$5,160	\$5,395	15%	N/A	N/A	\$128	\$516	\$155	\$58	N/A	\$217
VS2BAR	48x96	\$6,746	\$7,421	\$7,758	15%	N/A	N/A	\$128	\$516	\$155	\$58	N/A	\$217
VS2BAR	48x120 (1 piece)	\$8,431	\$9,275	\$9,696	15%	N/A	N/A	\$128	\$516	\$232	\$87	N/A	\$217
VS2BAR	48x144 (1 piece)	\$9,845	\$10,830	\$11,322	15%	N/A	N/A	\$128	\$516	\$232	\$87	N/A	\$217
VS2BAR	60x120 (1 piece)	\$10,286	\$11,314	\$11,828	15%	N/A	N/A	\$128	\$516	\$155	\$58	N/A	\$217
VS2BAR	60x144 (1 piece)	\$12,048	\$13,253	\$13,855	15%	N/A	N/A	\$128	\$516	\$232	\$87	N/A	\$217
TRAPEZOID (TRP)													
VS1BAR	24x24x48	\$2,566	\$2,823	\$2,951	15%	\$370	N/A	\$128	\$322	\$155	\$58	N/A	\$126
VS1BAR	24x36x60	\$2,973	\$3,270	\$3,419	15%	\$370	N/A	\$128	\$322	\$155	\$58	N/A	\$126
VS1BAR	30x30x60	\$2,940	\$3,234	\$3,381	15%	\$370	N/A	\$128	\$322	\$155	\$58	N/A	\$126
VS1BAR	30x42x72	\$3,421	\$3,763	\$3,934	15%	\$370	N/A	\$128	\$322	\$155	\$58	N/A	\$126
VS1BAR	36x36x72	\$3,394	\$3,733	\$3,903	15%	\$370	N/A	\$128	\$322	\$155	\$58	N/A	\$126
HALF ROUND (HRD)													
VS1BAR	24x48	\$2,462	\$2,708	\$2,831	15%	\$370	N/A	\$128	\$322	\$155	\$58	N/A	\$126
VS1BAR	30x60	\$2,829	\$3,112	\$3,254	15%	\$370	N/A	\$128	\$322	\$155	\$58	N/A	\$126
VS1BAR	36x72	\$3,277	\$3,604	\$3,768	15%	\$370	N/A	\$128	\$322	\$155	\$58	N/A	\$126
QTR ROUND (QRD)													
VS1BAR	24x24	\$2,230	\$2,453	\$2,564	15%	N/A	N/A	\$128	\$322	\$155	\$58	N/A	\$126
VS1BAR	30x30	\$2,477	\$2,725	\$2,848	15%	N/A	N/A	\$128	\$322	\$155	\$58	N/A	\$126
VS1BAR	36x36	\$2,779	\$3,057	\$3,196	15%	N/A	N/A	\$128	\$322	\$155	\$58	N/A	\$126
CRESCENT (CRT)													
VS1BAR	24x24x48	\$2,673	\$2,940	\$3,074	15%	\$370	N/A	\$128	\$322	\$155	\$58	N/A	\$126
VS1BAR	30x30x60	\$3,076	\$3,384	\$3,538	15%	\$370	N/A	\$128	\$322	\$155	\$58	N/A	\$126
VS1BAR	36x36x72	\$3,394	\$3,733	\$3,903	15%	\$370	N/A	\$128	\$322	\$155	\$58	N/A	\$126

VOLUMA



iQ and VOLUMA CONFERENCE TABLES

iQ Conference Tables are designed to complement the iQ Training Table line with a full series of conference tables utilizing the award winning leg design to enhance any space.

Table Pedestal Specifications

Finishes: Over 40+ powder coat finishes are offered to allow you to create the look you want in your space.

Glides and Casters: All tables are equipped with 2" diameter glides with brushed stainless steel cover over black plastic foot. The stem is M10 and 15mm long. The glide is suitable for carpet, as well as hard floors. Our high quality twin wheel locking casters are offered as an option.

Pedestal Specifications: The column is made of extruded aluminum in an oval shape that is 2" x 6 ¾" with an aluminum bottom plate and a Cast Aluminum Spider that is 5" x 9" that are attached with (2) 3/8" – 18 threaded steel rod and flange nuts at 35 ft/lbs torque. With 6 wood screws to attach the spider to the conference table top the base has a standard overall height of 27 ¾".

The Voluma series of conference tables provide tremendous options and designs for any conference room environment.

Base Specifications

Finishes: Available in any standard laminate or veneer.

Glides: Adjustable 1" diameter stainless steel, stem is ¼" – 20 x 1".

Specifications: Constructed using a combination of high grade particleboard and plywood, and can be covered with high pressure laminate or wood veneer which is book matched and finished without visible joinery. The bases may have 1 or 2 seams depending on the size of the base. In addition, there is a ¾" MDF mounting plate to attach the base to the conference table top with 6 wood screws per base. Options include a variety of grommet or access doors to allow ease of wiring for electrical and data.

Ballast: Pedastals are shipped without ballast. Customer is responsible for adding if necessary.

iQ and VOLUMA CONFERENCE TABLES

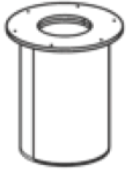


IQ CONFERENCE

	<u>Base Size</u>
IQC	2" x 6-3/4"
IQC-E1	2" x 6-3/4"
IQC-E2	2" x 6-3/4"

Top Capacity

Refer To Design Data Page
Refer To Design Data Page
Refer To Design Data Page



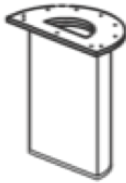
VOLUMA CYLINDER

	<u>Base Size</u>
CC18 (laminated)	18"
CC24 (laminated)	24"
CC30 (laminated)	30"
CC36 (laminated)	36"
CCV18 (veneer)	18"
CCV24 (veneer)	24"
CCV30 (veneer)	30"
CCV36 (veneer)	36"

Top Capacity

42" x 144"
48" x 144"
60" x 144"
72" Round Only

42" x 144"
48" x 144"
60" x 144"
72" Round Only



VOLUMA 1/2 CYLINDER

	<u>Base Size</u>
CH18 (laminated)	18"
CH24 (laminated)	24"
CH30 (laminated)	30"
CHV18 (veneer)	18"
CHV24 (veneer)	24"
CHV30 (veneer)	30"

Top Capacity

42" x 120"
48" x 120"
60" x 120"

42" x 120"
48" x 120"
60" x 120"



VOLUMA FLAT PANEL

	<u>Base Size</u>
CP18 (laminated)	18"
CP24 (laminated)	24"
CP36 (laminated)	36"

Top Capacity

42" x 96"
48" x 96"
60" x 96"

iQ and VOLUMA CONFERENCE TABLES



VOLUMA OVAL

CO20 (laminata)
CO26 (laminata)
CO36 (laminata)

Base Size

20"
26"
36"

Top Capacity

42" x 96"
48" x 96"
60" x 96"

COV20 (veneer)
COV26 (veneer)
COV36 (veneer)

20"
26"
36"

42" x 96"
48" x 96"
60" x 96"



VOLUMA BOAT

CB18 (laminata)
CB24 (laminata)
CB36 (laminata)

Base Size

18"
24"
36"

Top Capacity

42" x 96"
48" x 96"
60" x 96"

CBV18 (veneer)
CBV24 (veneer)
CBV36 (veneer)

18"
24"
36"

42" x 96"
48" x 96"
60" x 96"



VOLUMA ARCH

CA18 (laminata)
CA24 (laminata)
CA36 (laminata)

Base Size

18"
24"
36"

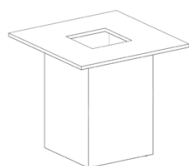
Top Capacity

42" x 96"
48" x 96"
60" x 96"

CAV18 (veneer)
CAV24 (veneer)
CAV36 (veneer)

18"
24"
36"

42" x 96"
48" x 96"
60" x 96"



VOLUMA SQUARE

CSQ18 (laminata)
CSQ24 (laminata)
CSQ30 (laminata)
CSQ36 (laminata)

Base Size

18"
24"
30"
36"

Top Capacity

42" x 144"
48" x 144"
60" x 144"
72" Round Only

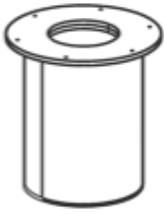
CSQV18 (veneer)
CSQV24 (veneer)
CSQV30 (veneer)
CAV36 (veneer)

18"
24"
30"
36"

42" x 144"
48" x 144"
60" x 144"
72" Round Only

VOLUMA CONFERENCE TABLES - (LAMINATE - PVC EDGE)

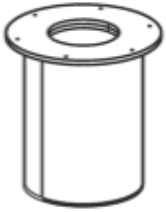
CYLINDER BASE - LAMINATE



	# of Bases	Edge Choice: PVC & T-Mold				Laminate Upgrade		Light Weight	OPTIONS					SPECIAL HEIGHT ADD
		T-15 	L-18 	P-14 	PK-2 	Laminate Upgrade I	Laminate Upgrade II	Light Weight (PVC only - 1" top) ADD	Grommet - Top	Grommet - Bottom	Two Grommets	Accessory Door 10" x 10"	Accessory Door & Grommet Top	
		P-10 (self) 	L-21 		PK-4 	ADD	ADD		ADD Per Base	ADD Per Base	ADD Per Base	ADD Per Base	ADD Per Base	
SQUARE (SQR)														
CC 42x42	1	\$1,621	\$1,702	\$1,783	\$122	\$324	\$284	\$115	\$115	\$231	\$682	\$773	\$451	
CC 48x48	1	\$1,814	\$1,904	\$1,995	\$136	\$363	\$317	\$115	\$115	\$231	\$682	\$773	\$451	
CC 54x54	1	\$1,936	\$2,032	\$2,129	\$145	\$387	N/A	\$115	\$115	\$231	\$682	\$773	\$451	
ROUND (RND)														
CC 48	1	\$1,745	\$1,833	\$1,920	\$131	\$349	\$305	\$115	\$115	\$231	\$682	\$773	\$451	
CC 54	1	\$1,948	\$2,045	\$2,143	\$146	\$390	\$341	\$115	\$115	\$231	\$682	\$773	\$451	
CC 60	1	\$2,079	\$2,183	\$2,287	\$156	\$416	\$364	\$115	\$115	\$231	\$682	\$773	\$451	
CC 72	1	\$2,809	\$2,950	\$3,090	\$211	\$562	\$492	\$115	\$115	\$231	\$682	\$773	\$451	
RECTANGLE (REC)														
CC 42x96	2	\$3,172	\$3,331	\$3,489	\$238	\$634	\$555	\$115	\$115	\$231	\$682	\$773	\$451	
CC 48x96	2	\$3,280	\$3,444	\$3,608	\$246	\$656	\$574	\$115	\$115	\$231	\$682	\$773	\$451	
CC 48x120 (1 piece)	2	\$3,511	\$3,687	\$3,863	\$263	\$702	\$615	\$115	\$115	\$231	\$682	\$773	\$451	
CC 48x144 (1 piece)	2	\$3,743	\$3,930	\$4,117	\$281	\$749	\$655	\$115	\$115	\$231	\$682	\$773	\$451	
CC 48x168 (2 pieces)	3	\$5,062	\$5,315	\$5,568	\$380	\$1,012	\$886	\$115	\$115	\$231	\$682	\$773	\$451	
CC 48x192 (2 pieces)	3	\$5,293	\$5,558	\$5,822	\$397	\$1,059	\$926	\$115	\$115	\$231	\$682	\$773	\$451	
CC 60x120 (1 piece)	2	\$3,946	\$4,143	\$4,341	\$296	\$789	\$691	\$115	\$115	\$231	\$682	\$773	\$451	
CC 60x144 (2 pieces)	2	\$4,228	\$4,439	\$4,650	\$317	\$846	\$740	\$115	\$115	\$231	\$682	\$773	\$451	
CC 60x168 (2 pieces)	3	\$5,681	\$5,965	\$6,249	\$426	\$1,136	\$994	\$115	\$115	\$231	\$682	\$773	\$451	
CC 60x192 (2 pieces)	3	\$5,963	\$6,261	\$6,559	\$447	\$1,193	\$1,043	\$115	\$115	\$231	\$682	\$773	\$451	
CC 60x240 (2 pieces)	4	\$7,698	\$8,083	\$8,468	\$577	\$1,540	\$1,347	\$115	\$115	\$231	\$682	\$773	\$451	
ARC RECTANGLE (ARC REC)														
CC 42x96	2	\$3,331	\$3,497	\$3,664	\$250	\$666	\$583	\$115	\$115	\$231	\$682	\$773	\$451	
CC 48x96	2	\$3,444	\$3,617	\$3,789	\$258	\$689	\$603	\$115	\$115	\$231	\$682	\$773	\$451	
CC 48x120 (1 piece)	2	\$3,687	\$3,871	\$4,056	\$277	\$737	\$645	\$115	\$115	\$231	\$682	\$773	\$451	
CC 48x144 (1 piece)	2	\$3,930	\$4,126	\$4,323	\$295	\$786	\$688	\$115	\$115	\$231	\$682	\$773	\$451	
CC 48x168 (2 pieces)	3	\$5,315	\$5,581	\$5,846	\$399	\$1,063	\$930	\$115	\$115	\$231	\$682	\$773	\$451	
CC 48x192 (2 pieces)	3	\$5,558	\$5,836	\$6,113	\$417	\$1,112	\$973	\$115	\$115	\$231	\$682	\$773	\$451	
CC 60x120 (1 piece)	2	\$4,143	\$4,350	\$4,558	\$311	\$829	\$725	\$115	\$115	\$231	\$682	\$773	\$451	
CC 60x144 (1 piece)	2	\$4,439	\$4,661	\$4,883	\$333	\$888	\$777	\$115	\$115	\$231	\$682	\$773	\$451	
CC 60x168 (2 pieces)	3	\$5,965	\$6,263	\$6,562	\$447	\$1,193	\$1,044	\$115	\$115	\$231	\$682	\$773	\$451	
CC 60x192 (2 pieces)	3	\$6,261	\$6,574	\$6,887	\$470	\$1,252	\$1,096	\$115	\$115	\$231	\$682	\$773	\$451	
CC 60x240 (2 pieces)	4	\$8,083	\$8,487	\$8,891	\$606	\$1,617	\$1,414	\$115	\$115	\$231	\$682	\$773	\$451	
RACETRACK (RAC)														

VOLUMA CONFERENCE TABLES - (LAMINATE - PVC EDGE)

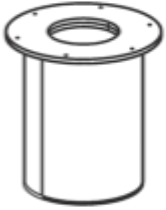
CYLINDER BASE - LAMINATE













		Edge Choice: PVC & T-Mold				Laminate Upgrade		Light Weight	OPTIONS						
		T-15	L-18	P-14	PK-2	Laminate Upgrade I	Laminate Upgrade II	Light Weight (PVC only - 1" top)	Grommet - Top	Grommet - Bottom	Two Grommets	Accessory Door 10"x10"	Accessory Door & Grommet Top	SPECIAL HEIGHT	
		P-10 (self)	L-21		PK-4	ADD	ADD	ADD	ADD Per Bas	ADD Per Bas	ADD Per Bas	ADD Per Bas	ADD Per Bas	ADD	
		L-15	P-12		L-23										
CC	42x84	2	\$3,150	\$3,307	\$3,465	\$236	\$630	\$551	\$115	\$115	\$231	\$682	\$773	\$451	
CC	42x96	2	\$3,253	\$3,416	\$3,578	\$244	\$651	\$569	\$115	\$115	\$231	\$682	\$773	\$451	
CC	48x96	2	\$3,361	\$3,529	\$3,697	\$252	\$672	\$588	\$115	\$115	\$231	\$682	\$773	\$451	
CC	48x120 (1 piece)	2	\$3,592	\$3,772	\$3,952	\$269	\$718	\$629	\$115	\$115	\$231	\$682	\$773	\$451	
CC	48x144 (1 piece)	2	\$3,823	\$4,015	\$4,206	\$287	\$765	\$669	\$115	\$115	\$231	\$682	\$773	\$451	
CC	60x144 (1 piece)	2	\$4,309	\$4,524	\$4,739	\$323	\$862	\$754	\$115	\$115	\$231	\$682	\$773	\$451	
CC	60x192 (2 pieces)	3	\$6,044	\$6,346	\$6,648	\$453	\$1,209	\$1,058	\$115	\$115	\$231	\$682	\$773	\$451	
CC	60x240 (2 pieces)	4	\$7,779	\$8,168	\$8,557	\$583	\$1,556	\$1,361	\$115	\$115	\$231	\$682	\$773	\$451	
BOAT (BOT)															
CC	42x54x120 (1 piece)	2	\$3,726	\$3,912	\$4,098	\$279	\$745	\$652	\$115	\$115	\$231	\$682	\$773	\$451	
CC	42x54x144 (1 piece)	2	\$3,982	\$4,181	\$4,381	\$299	\$796	\$697	\$115	\$115	\$231	\$682	\$773	\$451	
CC	48x60x192 (2 pieces)	3	\$6,044	\$6,346	\$6,648	\$453	\$1,209	\$1,058	\$115	\$115	\$231	\$682	\$773	\$451	
CC	48x60x240 (2 pieces)	3	\$6,607	\$6,937	\$7,268	\$496	\$1,321	\$1,156	\$115	\$115	\$231	\$682	\$773	\$451	
ARC BOAT (ARC BOT)															
CC	42x54x120 (1 piece)	2	\$3,912	\$4,108	\$4,303	\$293	\$782	\$685	\$115	\$115	\$231	\$682	\$773	\$451	
CC	42x54x144 (1 piece)	2	\$4,181	\$4,390	\$4,600	\$314	\$836	\$732	\$115	\$115	\$231	\$682	\$773	\$451	
CC	48x60x192 (2 pieces)	3	\$6,346	\$6,663	\$6,980	\$476	\$1,269	\$1,111	\$115	\$115	\$231	\$682	\$773	\$451	
CC	48x60x240 (2 pieces)	3	\$6,937	\$7,284	\$7,631	\$520	\$1,387	\$1,214	\$115	\$115	\$231	\$682	\$773	\$451	
OVAL (OVL)															
CC	42x96	2	\$3,253	\$3,416	\$3,578	\$244	\$651	\$569	\$115	\$115	\$231	\$682	\$773	\$451	
CC	48x96	2	\$3,361	\$3,529	\$3,697	\$252	\$672	\$588	\$115	\$115	\$231	\$682	\$773	\$451	
CC	48x120 (1 piece)	2	\$3,592	\$3,772	\$3,952	\$269	\$718	\$629	\$115	\$115	\$231	\$682	\$773	\$451	
CC	48x144 (1 piece)	2	\$3,823	\$4,015	\$4,206	\$287	\$765	\$669	\$115	\$115	\$231	\$682	\$773	\$451	
CC	60x120 (1 piece)	2	\$4,027	\$4,228	\$4,430	\$302	\$805	\$705	\$115	\$115	\$231	\$682	\$773	\$451	
CC	60x144 (1 piece)	2	\$4,309	\$4,524	\$4,739	\$323	\$862	\$754	\$115	\$115	\$231	\$682	\$773	\$451	

VOLUMA CONFERENCE TABLES - (LAMINATE - WOOD EDGE)

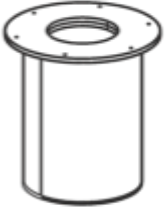
CYLINDER BASE - LAMINATE



	# of Bases	Edge Choice: Wood (Red Oak & Maple)			Wood Upgrade	OPTIONS					
		W-12 	W-23 	W-19 	Upgrade: Walnut / Mahogany / Cherry 	Grommet - Top 	Grommet - Bottom 	Two Grommets 	Accessory Door 10" x 10" 	Accessory Door & Grommet Top 	SPECIAL HEIGHT 
					ADD	Add Per Bas	Add Per Bas	Add Per Bas	Add Per Bas	Add Per Bas	ADD
SQUARE (SQR)											
CC 42x42	1	\$3,039	\$3,646	\$4,052	15%	\$115	\$115	\$231	\$682	\$773	\$451
CC 48x48	1	\$3,401	\$4,081	\$4,534	15%	\$115	\$115	\$231	\$682	\$773	\$451
CC 54x54	1	\$3,629	\$4,355	\$4,839	15%	\$115	\$115	\$231	\$682	\$773	\$451
ROUND (RND)											
CC 48	1	\$3,272	\$3,927	\$4,363	15%	\$115	\$115	\$231	\$682	\$773	\$451
CC 54	1	\$3,652	\$4,383	\$4,869	15%	\$115	\$115	\$231	\$682	\$773	\$451
CC 60	1	\$3,898	\$4,678	\$5,198	15%	\$115	\$115	\$231	\$682	\$773	\$451
CC 72	1	\$5,268	\$6,321	\$7,023	15%	\$115	\$115	\$231	\$682	\$773	\$451
RECTANGLE (REC)											
CC 42x96	2	\$5,948	\$7,137	\$7,930	15%	\$115	\$115	\$231	\$682	\$773	\$451
CC 48x96	2	\$6,151	\$7,381	\$8,201	15%	\$115	\$115	\$231	\$682	\$773	\$451
CC 48x120 (1 piece)	2	\$6,584	\$7,901	\$8,779	15%	\$115	\$115	\$231	\$682	\$773	\$451
CC 48x144 (1 piece)	2	\$7,017	\$8,421	\$9,357	15%	\$115	\$115	\$231	\$682	\$773	\$451
CC 48x168 (2 pieces)	3	\$9,491	\$11,389	\$12,655	15%	\$115	\$115	\$231	\$682	\$773	\$451
CC 48x192 (2 pieces)	3	\$9,924	\$11,909	\$13,233	15%	\$115	\$115	\$231	\$682	\$773	\$451
CC 60x120 (1 piece)	2	\$7,399	\$8,878	\$9,865	15%	\$115	\$115	\$231	\$682	\$773	\$451
CC 60x144 (2 pieces)	2	\$7,927	\$9,512	\$10,569	15%	\$115	\$115	\$231	\$682	\$773	\$451
CC 60x168 (2 pieces)	3	\$10,652	\$12,782	\$14,203	15%	\$115	\$115	\$231	\$682	\$773	\$451
CC 60x192 (2 pieces)	3	\$11,180	\$13,416	\$14,907	15%	\$115	\$115	\$231	\$682	\$773	\$451
CC 60x240 (2 pieces)	4	\$14,434	\$17,320	\$19,245	15%	\$115	\$115	\$231	\$682	\$773	\$451
ARC RECTANGLE (ARCREC)											
CC 42x96	2	\$6,245	\$7,494	\$8,327	15%	\$115	\$115	\$231	\$682	\$773	\$451
CC 48x96	2	\$6,458	\$7,750	\$8,611	15%	\$115	\$115	\$231	\$682	\$773	\$451
CC 48x120 (1 piece)	2	\$6,913	\$8,296	\$9,218	15%	\$115	\$115	\$231	\$682	\$773	\$451
CC 48x144 (1 piece)	2	\$7,368	\$8,842	\$9,824	15%	\$115	\$115	\$231	\$682	\$773	\$451
CC 48x168 (2 pieces)	3	\$9,966	\$11,959	\$13,287	15%	\$115	\$115	\$231	\$682	\$773	\$451
CC 48x192 (2 pieces)	3	\$10,421	\$12,505	\$13,894	15%	\$115	\$115	\$231	\$682	\$773	\$451
CC 60x120 (1 piece)	2	\$7,769	\$9,322	\$10,358	15%	\$115	\$115	\$231	\$682	\$773	\$451
CC 60x144 (1 piece)	2	\$8,323	\$9,988	\$11,098	15%	\$115	\$115	\$231	\$682	\$773	\$451
CC 60x168 (2 pieces)	3	\$11,185	\$13,422	\$14,913	15%	\$115	\$115	\$231	\$682	\$773	\$451
CC 60x192 (2 pieces)	3	\$11,739	\$14,087	\$15,652	15%	\$115	\$115	\$231	\$682	\$773	\$451
CC 60x240 (2 pieces)	4	\$15,155	\$18,186	\$20,207	15%	\$115	\$115	\$231	\$682	\$773	\$451
RACETRACK (RAC)											

VOLUMA CONFERENCE TABLES - (LAMINATE - WOOD EDGE)

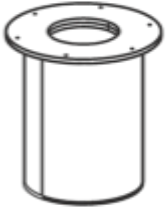
CYLINDER BASE - LAMINATE



		Edge Choice: Wood (Red Oak & Maple)			Wood Upgrade	OPTIONS						
		W-12	W-23	W-19	Upgrade: Walnut / Mahogany / Cherry	Grommet - Top	Grommet - Bottom	Two Grommets	Accessory Door 10"x10"	Accessory Door & Grommet Top	SPECIAL HEIGHT	
			W-18	W-17		ADD	Add Per Base	Add Per Base	Add Per Base	Add Per Base	Add Per Base	ADD
			W-16	W-32								
CC	42x84	2	\$5,906	\$7,087	\$7,875	15%	\$115	\$115	\$231	\$682	\$773	\$451
CC	42x96	2	\$6,099	\$7,319	\$8,132	15%	\$115	\$115	\$231	\$682	\$773	\$451
CC	48x96	2	\$6,302	\$7,563	\$8,403	15%	\$115	\$115	\$231	\$682	\$773	\$451
CC	48x120 (1 piece)	2	\$6,736	\$8,083	\$8,981	15%	\$115	\$115	\$231	\$682	\$773	\$451
CC	48x144 (1 piece)	2	\$7,169	\$8,603	\$9,559	15%	\$115	\$115	\$231	\$682	\$773	\$451
CC	60x144 (1 piece)	2	\$8,078	\$9,694	\$10,771	15%	\$115	\$115	\$231	\$682	\$773	\$451
CC	60x192 (2 pieces)	3	\$11,332	\$13,598	\$15,109	15%	\$115	\$115	\$231	\$682	\$773	\$451
CC	60x240 (2 pieces)	4	\$14,585	\$17,502	\$19,447	15%	\$115	\$115	\$231	\$682	\$773	\$451
BOAT (BOT)												
CC	42x54x120 (1 piece)	2	\$6,986	\$8,383	\$9,315	15%	\$115	\$115	\$231	\$682	\$773	\$451
CC	42x54x144 (1 piece)	2	\$7,467	\$8,960	\$9,956	15%	\$115	\$115	\$231	\$682	\$773	\$451
CC	48x60x192 (2 pieces)	3	\$11,332	\$13,598	\$15,109	15%	\$115	\$115	\$231	\$682	\$773	\$451
CC	48x60x240 (2 pieces)	3	\$12,388	\$14,866	\$16,517	15%	\$115	\$115	\$231	\$682	\$773	\$451
ARC BOAT (ARCBOT)												
CC	42x54x120 (1 piece)	2	\$7,335	\$8,802	\$9,780	15%	\$115	\$115	\$231	\$682	\$773	\$451
CC	42x54x144 (1 piece)	2	\$7,840	\$9,408	\$10,454	15%	\$115	\$115	\$231	\$682	\$773	\$451
CC	48x60x192 (2 pieces)	3	\$11,898	\$14,278	\$15,865	15%	\$115	\$115	\$231	\$682	\$773	\$451
CC	48x60x240 (2 pieces)	3	\$13,007	\$15,609	\$17,343	15%	\$115	\$115	\$231	\$682	\$773	\$451
OVAL (OVL)												
CC	42x96	2	\$6,099	\$7,319	\$8,132	15%	\$115	\$115	\$231	\$682	\$773	\$451
CC	48x96	2	\$6,302	\$7,563	\$8,403	15%	\$115	\$115	\$231	\$682	\$773	\$451
CC	48x120 (1 piece)	2	\$6,736	\$8,083	\$8,981	15%	\$115	\$115	\$231	\$682	\$773	\$451
CC	48x144 (1 piece)	2	\$7,169	\$8,603	\$9,559	15%	\$115	\$115	\$231	\$682	\$773	\$451
CC	60x120 (1 piece)	2	\$7,550	\$9,060	\$10,067	15%	\$115	\$115	\$231	\$682	\$773	\$451
CC	60x144 (1 piece)	2	\$8,078	\$9,694	\$10,771	15%	\$115	\$115	\$231	\$682	\$773	\$451

VOLUMA CONFERENCE TABLES - (VENEER)

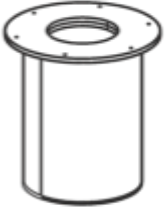
CYLINDER BASE - LAMINATE



		Edge Choice: Wood (Red Oak & Maple)			Wood Upgrade	OPTIONS					SPECIAL HEIGHT
		V-12	V-23 V-18 V-16	V-19 V-17 V-32	Upgrade: Walnut / Mahogany / Cherry	Grommet - Top	Grommet - Bottom	Two Grommets	Accessory Door 10" x10"	Accessory Door & Grommet Top	
# of Bases											
		ADD	ADD	ADD	ADD	Add Per Base	Add Per Base	Add Per Base	Add Per Base	Add Per Base	ADD
SQUARE (SQR)											
CC 42x42	1	\$3,608	\$3,968	\$4,149	15%	\$115	\$115	\$231	\$682	\$773	\$451
CC 48x48	1	\$4,374	\$4,811	\$5,030	15%	\$115	\$115	\$231	\$682	\$773	\$451
CC 54x54	1	\$4,355	\$4,790	\$5,008	15%	\$115	\$115	\$231	\$682	\$773	\$451
ROUND (RND)											
CC 48	1	\$3,701	\$4,072	\$4,257	15%	\$115	\$115	\$231	\$682	\$773	\$451
CC 54	1	\$4,472	\$4,696	\$5,143	15%	\$115	\$115	\$231	\$682	\$773	\$451
CC 60	1	\$5,224	\$5,747	\$6,008	15%	\$115	\$115	\$231	\$682	\$773	\$451
CC 72	1	\$7,293	\$8,022	\$8,387	15%	\$115	\$115	\$231	\$682	\$773	\$451
RECTANGLE (REC)											
CC 42x96	2	\$6,553	\$7,208	\$7,536	15%	\$115	\$115	\$231	\$682	\$773	\$451
CC 48x96	2	\$6,553	\$7,208	\$7,536	15%	\$115	\$115	\$231	\$682	\$773	\$451
CC 48x120 (1 piece)	2	\$7,967	\$8,764	\$9,162	15%	\$115	\$115	\$231	\$682	\$773	\$451
CC 48x144 (1 piece)	2	\$9,102	\$10,012	\$10,468	15%	\$115	\$115	\$231	\$682	\$773	\$451
CC 48x168 (2 pieces)	3	\$11,383	\$12,521	\$13,090	15%	\$115	\$115	\$231	\$682	\$773	\$451
CC 48x192 (2 pieces)	3	\$12,518	\$13,770	\$14,396	15%	\$115	\$115	\$231	\$682	\$773	\$451
CC 60x120 (1 piece)	2	\$9,564	\$10,520	\$10,999	15%	\$115	\$115	\$231	\$682	\$773	\$451
CC 60x144 (2 pieces)	2	\$10,985	\$12,083	\$12,633	15%	\$115	\$115	\$231	\$682	\$773	\$451
CC 60x168 (2 pieces)	3	\$13,632	\$14,995	\$15,677	15%	\$115	\$115	\$231	\$682	\$773	\$451
CC 60x192 (2 pieces)	3	\$15,053	\$16,558	\$17,311	15%	\$115	\$115	\$231	\$682	\$773	\$451
CC 60x240 (2 pieces)	4	\$19,128	\$21,041	\$21,997	15%	\$115	\$115	\$231	\$682	\$773	\$451
ARC RECTANGLE (ARC REC)											
CC 42x96	2	\$6,881	\$7,569	\$7,913	15%	\$115	\$115	\$231	\$682	\$773	\$451
CC 48x96	2	\$6,881	\$7,569	\$7,913	15%	\$115	\$115	\$231	\$682	\$773	\$451
CC 48x120 (1 piece)	2	\$8,365	\$9,202	\$9,620	15%	\$115	\$115	\$231	\$682	\$773	\$451
CC 48x144 (1 piece)	2	\$9,557	\$10,513	\$10,991	15%	\$115	\$115	\$231	\$682	\$773	\$451
CC 48x168 (2 pieces)	3	\$11,952	\$13,147	\$13,745	15%	\$115	\$115	\$231	\$682	\$773	\$451
CC 48x192 (2 pieces)	3	\$13,144	\$14,458	\$15,116	15%	\$115	\$115	\$231	\$682	\$773	\$451
CC 60x120 (1 piece)	2	\$10,042	\$11,046	\$11,549	15%	\$115	\$115	\$231	\$682	\$773	\$451
CC 60x144 (1 piece)	2	\$11,534	\$12,687	\$13,264	15%	\$115	\$115	\$231	\$682	\$773	\$451
CC 60x168 (2 pieces)	3	\$14,314	\$15,745	\$16,461	15%	\$115	\$115	\$231	\$682	\$773	\$451
CC 60x192 (2 pieces)	3	\$15,806	\$17,386	\$18,176	15%	\$115	\$115	\$231	\$682	\$773	\$451
CC 60x240 (2 pieces)	4	\$20,084	\$22,093	\$23,097	15%	\$115	\$115	\$231	\$682	\$773	\$451
RACETRACK (RAC)											

VOLUMA CONFERENCE TABLES - (VENEER)

CYLINDER BASE - LAMINATE

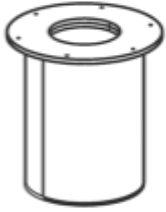


		Edge Choice: Wood (Red Oak & Maple)			Wood Upgrade	OPTIONS						
		V-12	V-23	V-19	Upgrade: Walnut / Mahogany / Cherry	Grommet - Top	Grommet - Bottom	Two Grommets	Accessory Door 10"x10"	Accessory Door & Grommet Top	SPECIAL HEIGHT	
			V-18	V-17		ADD	Add Per Base	Add Per Base	Add Per Base	Add Per Base	Add Per Base	ADD
			V-16	V-32								
CC	42x84	2	\$7,087	\$7,796	\$8,150	15%	\$115	\$115	\$231	\$682	\$773	\$451
CC	42x96	2	\$7,319	\$8,051	\$8,417	15%	\$115	\$115	\$231	\$682	\$773	\$451
CC	48x96	2	\$7,062	\$7,768	\$8,121	15%	\$115	\$115	\$231	\$682	\$773	\$451
CC	48x120 (1 piece)	2	\$8,475	\$9,323	\$9,747	15%	\$115	\$115	\$231	\$682	\$773	\$451
CC	48x144 (1 piece)	2	\$9,611	\$10,572	\$11,052	15%	\$115	\$115	\$231	\$682	\$773	\$451
CC	60x144 (1 piece)	2	\$11,493	\$12,643	\$13,217	15%	\$115	\$115	\$231	\$682	\$773	\$451
CC	60x192 (2 pieces)	3	\$15,561	\$17,117	\$17,896	15%	\$115	\$115	\$231	\$682	\$773	\$451
CC	60x240 (2 pieces)	4	\$19,636	\$21,600	\$22,582	15%	\$115	\$115	\$231	\$682	\$773	\$451
BOAT (BOT)												
CC	42x54x120 (1 piece)	2	\$8,383	\$9,222	\$9,641	15%	\$115	\$115	\$231	\$682	\$773	\$451
CC	42x54x144 (1 piece)	2	\$8,960	\$9,856	\$10,304	15%	\$115	\$115	\$231	\$682	\$773	\$451
CC	48x60x192 (2 pieces)	3	\$14,719	\$16,190	\$16,926	15%	\$115	\$115	\$231	\$682	\$773	\$451
CC	48x60x240 (2 pieces)	3	\$17,470	\$19,217	\$20,090	15%	\$115	\$115	\$231	\$682	\$773	\$451
ARC BOAT (ARCBOT)												
CC	42x54x120 (1 piece)	2	\$8,802	\$9,683	\$10,123	15%	\$115	\$115	\$231	\$682	\$773	\$451
CC	42x54x144 (1 piece)	2	\$9,408	\$10,349	\$10,819	15%	\$115	\$115	\$231	\$682	\$773	\$451
CC	48x60x192 (2 pieces)	3	\$15,455	\$17,000	\$17,773	15%	\$115	\$115	\$231	\$682	\$773	\$451
CC	48x60x240 (2 pieces)	3	\$18,343	\$20,177	\$21,095	15%	\$115	\$115	\$231	\$682	\$773	\$451
OVAL (OVL)												
CC	42x96	2	\$7,661	\$8,427	\$8,810	15%	\$115	\$115	\$231	\$682	\$773	\$451
CC	48x96	2	\$7,661	\$8,427	\$8,810	15%	\$115	\$115	\$231	\$682	\$773	\$451
CC	48x120 (1 piece)	2	\$9,346	\$10,281	\$10,748	15%	\$115	\$115	\$231	\$682	\$773	\$451
CC	48x144 (1 piece)	2	\$10,760	\$11,836	\$12,374	15%	\$115	\$115	\$231	\$682	\$773	\$451
CC	60x120 (1 piece)	2	\$11,291	\$12,420	\$12,985	15%	\$115	\$115	\$231	\$682	\$773	\$451
CC	60x144 (1 piece)	2	\$13,053	\$14,359	\$15,011	15%	\$115	\$115	\$231	\$682	\$773	\$451

of Bases

VOLUMA CONFERENCE TABLES - (LAMINATE - PVC EDGE)

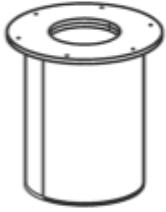
CYLINDER BASE - VENEER















	# of Bases	Edge Choice: PVC & T-Mold				Laminate Upgrades		Light Weight	OPTIONS					SPECIAL HEIGHT
		T-15	L-18	P-14	PK-2	Laminate Upgrade I	Laminate Upgrade II	Light Weight (PVC only - 1" top)	Grommet - Top	Grommet - Bottom	Two Grommets	Accessory Door 10"x10"	Accessory Door & Grommet Top	
		P-10 (self)	L-21		PK-4	ADD	ADD	ADD	Add Per Base	Add Per Base	Add Per Base	Add Per Base	Add Per Base	
CCV 42x84	2	\$3,694	\$3,879	\$4,063	\$277	\$739	\$646	\$115	\$115	\$231	\$682	\$773	\$451	
CCV 42x96	2	\$3,797	\$3,987	\$4,177	\$285	\$759	\$664	\$115	\$115	\$231	\$682	\$773	\$451	
CCV 48x96	2	\$3,905	\$4,100	\$4,296	\$293	\$781	\$683	\$115	\$115	\$231	\$682	\$773	\$451	
CCV 48x120 (1 piece)	2	\$4,136	\$4,343	\$4,550	\$310	\$827	\$724	\$115	\$115	\$231	\$682	\$773	\$451	
CCV 48x144 (1 piece)	2	\$4,368	\$4,586	\$4,804	\$328	\$874	\$764	\$115	\$115	\$231	\$682	\$773	\$451	
CCV 60x144 (1 piece)	2	\$4,978	\$5,227	\$5,476	\$373	\$996	\$871	\$115	\$115	\$231	\$682	\$773	\$451	
CCV 60x192 (2 pieces)	3	\$7,048	\$7,400	\$7,753	\$529	\$1,410	\$1,233	\$115	\$115	\$231	\$682	\$773	\$451	
CCV 60x240 (2 pieces)	4	\$9,118	\$9,574	\$10,030	\$684	\$1,824	\$1,596	\$115	\$115	\$231	\$682	\$773	\$451	
BOAT (BOT)														
CCV 42x54x120 (1 piece)	2	\$4,270	\$4,483	\$4,697	\$320	\$854	\$747	\$115	\$115	\$231	\$682	\$773	\$451	
CCV 42x54x144 (1 piece)	2	\$4,526	\$4,753	\$4,979	\$339	\$905	\$792	\$115	\$115	\$231	\$682	\$773	\$451	
CCV 48x60x192 (2 pieces)	3	\$7,048	\$7,400	\$7,753	\$529	\$1,410	\$1,233	\$115	\$115	\$231	\$682	\$773	\$451	
CCV 48x60x240 (2 pieces)	3	\$7,611	\$7,992	\$8,372	\$571	\$1,522	\$1,332	\$115	\$115	\$231	\$682	\$773	\$451	
ARC BOAT (ARCBOT)														
CCV 42x54x120 (1 piece)	2	\$4,483	\$4,708	\$4,932	\$336	\$897	\$785	\$115	\$115	\$231	\$682	\$773	\$451	
CCV 42x54x144 (1 piece)	2	\$4,753	\$4,990	\$5,228	\$356	\$951	\$832	\$115	\$115	\$231	\$682	\$773	\$451	
CCV 48x60x192 (2 pieces)	3	\$7,400	\$7,770	\$8,140	\$555	\$1,480	\$1,295	\$115	\$115	\$231	\$682	\$773	\$451	
CCV 48x60x240 (2 pieces)	3	\$7,992	\$8,392	\$8,791	\$599	\$1,598	\$1,399	\$115	\$115	\$231	\$682	\$773	\$451	
OVAL (OVL)														
CCV 42x96	2	\$3,797	\$3,987	\$4,177	\$285	\$759	\$664	\$115	\$115	\$231	\$682	\$773	\$451	
CCV 48x96	2	\$3,905	\$4,100	\$4,296	\$293	\$781	\$683	\$115	\$115	\$231	\$682	\$773	\$451	
CCV 48x120 (1 piece)	2	\$4,136	\$4,343	\$4,550	\$310	\$827	\$724	\$115	\$115	\$231	\$682	\$773	\$451	
CCV 48x144 (1 piece)	2	\$4,368	\$4,586	\$4,804	\$328	\$874	\$764	\$115	\$115	\$231	\$682	\$773	\$451	
CCV 60x120 (1 piece)	2	\$4,696	\$4,931	\$5,166	\$352	\$939	\$822	\$115	\$115	\$231	\$682	\$773	\$451	
CCV 60x144 (1 piece)	2	\$4,978	\$5,227	\$5,476	\$373	\$996	\$871	\$115	\$115	\$231	\$682	\$773	\$451	

VOLUMA CONFERENCE TABLES - (LAMINATE - WOOD EDGE)

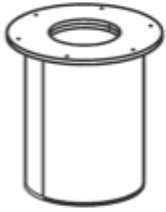
CYLINDER BASE - VENEER



	# of Bases	Edge Choice: Wood (Red Oak & Maple)			Wood Upgrade	OPTIONS					
		W-12	W-23	W-19	Upgrade: Walnut / Mahogany / Cherry	Grommet - Top	Grommet - Bottom	Two Grommets	Accessory Door 10"x10"	Accessory Door & Grommet Top	SPECIAL HEIGHT
											
					ADD	Add Per Base	Add Per Base	Add Per Base	Add Per Base	Add Per Base	ADD
											
CCV 42x84	2	\$6,926	\$8,311	\$9,235	15%	\$115	\$115	\$231	\$682	\$773	\$451
CCV 42x96	2	\$7,119	\$8,543	\$9,492	15%	\$115	\$115	\$231	\$682	\$773	\$451
CCV 48x96	2	\$7,322	\$8,787	\$9,763	15%	\$115	\$115	\$231	\$682	\$773	\$451
CCV 48x120 (1 piece)	2	\$7,756	\$9,307	\$10,341	15%	\$115	\$115	\$231	\$682	\$773	\$451
CCV 48x144 (1 piece)	2	\$8,189	\$9,827	\$10,919	15%	\$115	\$115	\$231	\$682	\$773	\$451
CCV 60x144 (1 piece)	2	\$9,334	\$11,201	\$12,445	15%	\$115	\$115	\$231	\$682	\$773	\$451
CCV 60x192 (2 pieces)	3	\$13,215	\$15,858	\$17,620	15%	\$115	\$115	\$231	\$682	\$773	\$451
CCV 60x240 (2 pieces)	4	\$17,096	\$20,515	\$22,795	15%	\$115	\$115	\$231	\$682	\$773	\$451
BOAT (BOT)											
CCV 42x54x120 (1 piece)	2	\$8,006	\$9,607	\$10,675	15%	\$115	\$115	\$231	\$682	\$773	\$451
CCV 42x54x144 (1 piece)	2	\$8,487	\$10,184	\$11,316	15%	\$115	\$115	\$231	\$682	\$773	\$451
CCV 48x60x192 (2 pieces)	3	\$13,215	\$15,858	\$17,620	15%	\$115	\$115	\$231	\$682	\$773	\$451
CCV 48x60x240 (2 pieces)	3	\$14,271	\$17,126	\$19,028	15%	\$115	\$115	\$231	\$682	\$773	\$451
ARC BOAT (ARCBOT)											
CCV 42x54x120 (1 piece)	2	\$8,406	\$10,088	\$11,209	15%	\$115	\$115	\$231	\$682	\$773	\$451
CCV 42x54x144 (1 piece)	2	\$8,911	\$10,693	\$11,882	15%	\$115	\$115	\$231	\$682	\$773	\$451
CCV 48x60x192 (2 pieces)	3	\$13,876	\$16,651	\$18,501	15%	\$115	\$115	\$231	\$682	\$773	\$451
CCV 48x60x240 (2 pieces)	3	\$14,985	\$17,982	\$19,980	15%	\$115	\$115	\$231	\$682	\$773	\$451
OVAL (OVL)											
CCV 42x96	2	\$7,119	\$8,543	\$9,492	15%	\$115	\$115	\$231	\$682	\$773	\$451
CCV 48x96	2	\$7,322	\$8,787	\$9,763	15%	\$115	\$115	\$231	\$682	\$773	\$451
CCV 48x120 (1 piece)	2	\$7,756	\$9,307	\$10,341	15%	\$115	\$115	\$231	\$682	\$773	\$451
CCV 48x144 (1 piece)	2	\$8,189	\$9,827	\$10,919	15%	\$115	\$115	\$231	\$682	\$773	\$451
CCV 60x120 (1 piece)	2	\$8,806	\$10,567	\$11,741	15%	\$115	\$115	\$231	\$682	\$773	\$451
CCV 60x144 (1 piece)	2	\$9,334	\$11,201	\$12,445	15%	\$115	\$115	\$231	\$682	\$773	\$451

VOLUMA CONFERENCE TABLES - (VENEER)

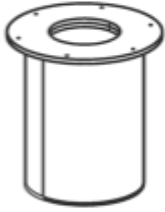
CYLINDER BASE - VENEER















	# of Bases	Edge Choice: Wood (Red Oak & Maple)			Wood Upgrade	OPTIONS					
		V-12	V-23 V-18 V-16	V-19 V-17 V-32		Upgrade: Walnut / Mahogany / Cherry	Grommet - Top	Grommet - Bottom	Two Grommets	Accessory Door 10" x 10"	Accessory Door & Grommet Top
					ADD	Add Per Base	Add Per Base	Add Per Base	Add Per Base	Add Per Base	ADD
SQUARE (SQR)											
CCV 42x42	1	\$3,980	\$4,378	\$4,577	15%	\$115	\$115	\$231	\$682	\$773	\$451
CCV 48x48	1	\$4,832	\$5,315	\$5,557	15%	\$115	\$115	\$231	\$682	\$773	\$451
CCV 54x54	1	\$5,108	\$5,619	\$5,874	15%	\$115	\$115	\$231	\$682	\$773	\$451
ROUND (RND)											
CCV 48	1	\$3,988	\$4,387	\$4,586	15%	\$115	\$115	\$231	\$682	\$773	\$451
CCV 54	1	\$4,824	\$5,066	\$5,548	15%	\$115	\$115	\$231	\$682	\$773	\$451
CCV 60	1	\$5,577	\$6,134	\$6,413	15%	\$115	\$115	\$231	\$682	\$773	\$451
CCV 72	1	\$7,645	\$8,410	\$8,792	15%	\$115	\$115	\$231	\$682	\$773	\$451
RECTANGLE (REC)											
CCV 42x96	2	\$7,126	\$7,838	\$8,195	15%	\$115	\$115	\$231	\$682	\$773	\$451
CCV 48x96	2	\$7,126	\$7,838	\$8,195	15%	\$115	\$115	\$231	\$682	\$773	\$451
CCV 48x120 (1 piece)	2	\$8,540	\$9,394	\$9,821	15%	\$115	\$115	\$231	\$682	\$773	\$451
CCV 48x144 (1 piece)	2	\$9,675	\$10,642	\$11,126	15%	\$115	\$115	\$231	\$682	\$773	\$451
CCV 48x168 (2 pieces)	3	\$12,242	\$13,466	\$14,078	15%	\$115	\$115	\$231	\$682	\$773	\$451
CCV 48x192 (2 pieces)	3	\$13,377	\$14,715	\$15,384	15%	\$115	\$115	\$231	\$682	\$773	\$451
CCV 60x120 (1 piece)	2	\$10,269	\$11,296	\$11,809	15%	\$115	\$115	\$231	\$682	\$773	\$451
CCV 60x144 (1 piece)	2	\$11,690	\$12,859	\$13,443	15%	\$115	\$115	\$231	\$682	\$773	\$451
CCV 60x168 (2 pieces)	3	\$14,689	\$16,158	\$16,893	15%	\$115	\$115	\$231	\$682	\$773	\$451
CCV 60x192 (2 pieces)	3	\$16,110	\$17,721	\$18,527	15%	\$115	\$115	\$231	\$682	\$773	\$451
CCV 60x240 (2 pieces)	4	\$20,538	\$22,591	\$23,618	15%	\$115	\$115	\$231	\$682	\$773	\$451
ARC RECTANGLE (ARCREC)											
CCV 42x96	2	\$7,482	\$8,230	\$8,604	15%	\$115	\$115	\$231	\$682	\$773	\$451
CCV 48x96	2	\$7,482	\$8,230	\$8,604	15%	\$115	\$115	\$231	\$682	\$773	\$451
CCV 48x120 (1 piece)	2	\$8,967	\$9,863	\$10,312	15%	\$115	\$115	\$231	\$682	\$773	\$451
CCV 48x144 (1 piece)	2	\$10,159	\$11,175	\$11,682	15%	\$115	\$115	\$231	\$682	\$773	\$451
CCV 48x168 (2 pieces)	3	\$12,854	\$14,139	\$14,782	15%	\$115	\$115	\$231	\$682	\$773	\$451
CCV 48x192 (2 pieces)	3	\$14,046	\$15,451	\$16,153	15%	\$115	\$115	\$231	\$682	\$773	\$451
CCV 60x120 (1 piece)	2	\$10,782	\$11,861	\$12,400	15%	\$115	\$115	\$231	\$682	\$773	\$451
CCV 60x144 (1 piece)	2	\$12,274	\$13,502	\$14,115	15%	\$115	\$115	\$231	\$682	\$773	\$451
CCV 60x168 (2 pieces)	3	\$15,424	\$16,966	\$17,737	15%	\$115	\$115	\$231	\$682	\$773	\$451
CCV 60x192 (2 pieces)	3	\$16,916	\$18,607	\$19,453	15%	\$115	\$115	\$231	\$682	\$773	\$451
CCV 60x240 (2 pieces)	4	\$21,565	\$23,721	\$24,799	15%	\$115	\$115	\$231	\$682	\$773	\$451
RACETRACK (RAC)											

VOLUMA CONFERENCE TABLES - (VENEER)

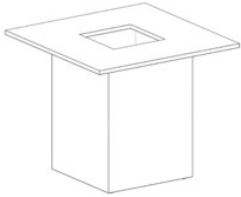
CYLINDER BASE - VENEER



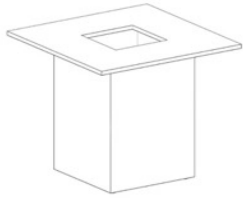
	# of Bases	Edge Choice: Wood (Red Oak & Maple)			Wood Upgrade	OPTIONS					
		 V-12	 V-23	 V-19	Upgrade: Walnut / Mahogany / Cherry	Grommet - Top	Grommet - Bottom	Two Grommets	Accessory Door 10"x10"	Accessory Door & Grommet Top	SPECIAL HEIGHT
		 V-18	 V-17		ADD	Add Per Base	Add Per Base	Add Per Base	Add Per Base	Add Per Base	ADD
		 V-16	 V-32								
CCV 42x84	2	\$8,311	\$9,143	\$9,558	15%	\$115	\$115	\$231	\$682	\$773	\$451
CCV 42x96	2	\$8,543	\$9,397	\$9,825	15%	\$115	\$115	\$231	\$682	\$773	\$451
CCV 48x96	2	\$7,634	\$8,398	\$8,779	15%	\$115	\$115	\$231	\$682	\$773	\$451
CCV 48x120 (1 piece)	2	\$9,048	\$9,953	\$10,405	15%	\$115	\$115	\$231	\$682	\$773	\$451
CCV 48x144 (1 piece)	2	\$10,183	\$11,202	\$11,711	15%	\$115	\$115	\$231	\$682	\$773	\$451
CCV 60x144 (1 piece)	2	\$12,198	\$13,418	\$14,028	15%	\$115	\$115	\$231	\$682	\$773	\$451
CCV 60x192 (2 pieces)	3	\$16,619	\$18,280	\$19,111	15%	\$115	\$115	\$231	\$682	\$773	\$451
CCV 60x240 (2 pieces)	4	\$21,046	\$23,151	\$24,203	15%	\$115	\$115	\$231	\$682	\$773	\$451
BOAT (BOT)											
CCV 42x54x120 (1 piece)	2	\$9,607	\$10,568	\$11,048	15%	\$115	\$115	\$231	\$682	\$773	\$451
CCV 42x54x144 (1 piece)	2	\$10,184	\$11,203	\$11,712	15%	\$115	\$115	\$231	\$682	\$773	\$451
CCV 48x60x192 (2 pieces)	3	\$15,776	\$17,353	\$18,142	15%	\$115	\$115	\$231	\$682	\$773	\$451
CCV 48x60x240 (2 pieces)	3	\$18,527	\$20,380	\$21,306	15%	\$115	\$115	\$231	\$682	\$773	\$451
ARC BOAT (ARCBOT)											
CCV 42x54x120 (1 piece)	2	\$10,088	\$11,097	\$11,601	15%	\$115	\$115	\$231	\$682	\$773	\$451
CCV 42x54x144 (1 piece)	2	\$10,693	\$11,763	\$12,298	15%	\$115	\$115	\$231	\$682	\$773	\$451
CCV 48x60x192 (2 pieces)	3	\$16,565	\$18,221	\$19,049	15%	\$115	\$115	\$231	\$682	\$773	\$451
CCV 48x60x240 (2 pieces)	3	\$19,453	\$21,399	\$22,371	15%	\$115	\$115	\$231	\$682	\$773	\$451
OVAL (OVL)											
CCV 42x96	2	\$8,233	\$9,057	\$9,468	15%	\$115	\$115	\$231	\$682	\$773	\$451
CCV 48x96	2	\$8,233	\$9,057	\$9,468	15%	\$115	\$115	\$231	\$682	\$773	\$451
CCV 48x120 (1 piece)	2	\$9,919	\$10,911	\$11,406	15%	\$115	\$115	\$231	\$682	\$773	\$451
CCV 48x144 (1 piece)	2	\$11,333	\$12,466	\$13,032	15%	\$115	\$115	\$231	\$682	\$773	\$451
CCV 60x120 (1 piece)	2	\$11,996	\$13,196	\$13,796	15%	\$115	\$115	\$231	\$682	\$773	\$451
CCV 60x144 (1 piece)	2	\$13,758	\$15,134	\$15,822	15%	\$115	\$115	\$231	\$682	\$773	\$451

VOLUMA CONFERENCE TABLES - (LAMINATE - PVC EDGE)

SQUARE BASE - LAMINATE



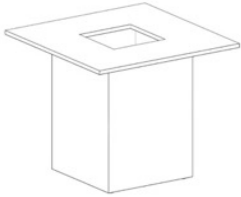
	# of Bases	Edge Choice: PVC & T-Mold				Laminate Upgrade		Light Weight	OPTIONS				
		T-15 P-10 (self) L-15	L-18 L-21 P-12	P-14	PK-2 PK-4 L-23	Laminate Upgrade I ADD	Laminate Upgrade II ADD	Light Weight (PVC only - 1" top) ADD	Grommet - Top Add Per Bas	Grommet - Bottom Add Per Bas	Two Grommets Add Per Bas	Accessory Door 10"x10" Add Per Bas	Accessory Door & Grommet Top Add Per Bas
CSQ 42x84	2	\$4,182	\$4,391	\$4,600	\$314	\$836	\$732	\$115	\$115	\$231	\$682	\$773	\$451
CSQ 42x96	2	\$4,285	\$4,499	\$4,713	\$321	\$857	\$750	\$115	\$115	\$231	\$682	\$773	\$451
CSQ 48x96	2	\$4,393	\$4,613	\$4,832	\$329	\$879	\$769	\$115	\$115	\$231	\$682	\$773	\$451
CSQ 48x120 (1 piece)	2	\$4,624	\$4,855	\$5,087	\$347	\$925	\$809	\$115	\$115	\$231	\$682	\$773	\$451
CSQ 48x144 (1 piece)	2	\$4,855	\$5,098	\$5,341	\$364	\$971	\$850	\$115	\$115	\$231	\$682	\$773	\$451
CSQ 60x144 (1 piece)	2	\$5,340	\$5,607	\$5,874	\$401	\$1,068	\$935	\$115	\$115	\$231	\$682	\$773	\$451
CSQ 60x192 (2 pieces)	3	\$7,591	\$7,971	\$8,350	\$569	\$1,518	\$1,328	\$115	\$115	\$231	\$682	\$773	\$451
CSQ 60x240 (2 pieces)	4	\$9,842	\$10,334	\$10,827	\$738	\$1,968	\$1,722	\$115	\$115	\$231	\$682	\$773	\$451
BOAT (BOT)													
CSQ 42x54x120 (1 piece)	2	\$4,758	\$4,996	\$5,233	\$357	\$952	\$833	\$115	\$115	\$231	\$682	\$773	\$451
CSQ 42x54x144 (1 piece)	2	\$5,014	\$5,265	\$5,516	\$376	\$1,003	\$877	\$115	\$115	\$231	\$682	\$773	\$451
CSQ 48x60x192 (2 pieces)	3	\$7,591	\$7,971	\$8,350	\$569	\$1,518	\$1,328	\$115	\$115	\$231	\$682	\$773	\$451
CSQ 48x60x240 (2 pieces)	3	\$8,155	\$8,562	\$8,970	\$612	\$1,631	\$1,427	\$115	\$115	\$231	\$682	\$773	\$451
ARC BOAT (ARCBOT)													
CSQ 42x54x120 (1 piece)	2	\$4,944	\$5,191	\$5,438	\$371	\$989	\$865	\$115	\$115	\$231	\$682	\$773	\$451
CSQ 42x54x144 (1 piece)	2	\$5,213	\$5,474	\$5,735	\$391	\$1,043	\$912	\$115	\$115	\$231	\$682	\$773	\$451
CSQ 48x60x192 (2 pieces)	3	\$7,894	\$8,288	\$8,683	\$592	\$1,579	\$1,381	\$115	\$115	\$231	\$682	\$773	\$451
CSQ 48x60x240 (2 pieces)	3	\$8,485	\$8,909	\$9,334	\$636	\$1,697	\$1,485	\$115	\$115	\$231	\$682	\$773	\$451
OVAL (OVL)													
CSQ 42x96	2	\$4,285	\$4,499	\$4,713	\$321	\$857	\$750	\$115	\$115	\$231	\$682	\$773	\$451
CSQ 48x96	2	\$4,393	\$4,613	\$4,832	\$329	\$879	\$769	\$115	\$115	\$231	\$682	\$773	\$451
CSQ 48x120 (1 piece)	2	\$4,624	\$4,855	\$5,087	\$347	\$925	\$809	\$115	\$115	\$231	\$682	\$773	\$451
CSQ 48x144 (1 piece)	2	\$4,855	\$5,098	\$5,341	\$364	\$971	\$850	\$115	\$115	\$231	\$682	\$773	\$451
CSQ 60x120 (1 piece)	2	\$5,059	\$5,312	\$5,565	\$379	\$1,012	\$885	\$115	\$115	\$231	\$682	\$773	\$451
CSQ 60x144 (1 piece)	2	\$5,340	\$5,607	\$5,874	\$401	\$1,068	\$935	\$115	\$115	\$231	\$682	\$773	\$451



VOLUMA CONFERENCE TABLES - (LAMINATE - WOOD ED

SQUARE BASE - LAMINATE

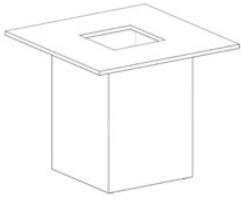
	# of Bases	Edge Choice: Wood (Red Oak & Maple)			Wood Upgrade	OPTIONS					
		W-12	W-23 W-18 W-16	W-19 W-17 W-32	Upgrade: Walnut / Mahogany / Cherry	Grommet - Top	Grommet - Bottom	Two Grommets	Accessory Door 10" x 10"	Accessory Door & Grommet Top	SPECIAL HEIGHT
					ADD	Add Per Bas	Add Per Bas	Add Per Bas	Add Per Bas	Add Per Bas	ADD
SQUARE (SQR)											
CSQ 42x42	1	\$4,006	\$4,807	\$5,341	15%	\$115	\$115	\$231	\$682	\$773	\$451
CSQ 48x48	1	\$4,368	\$5,241	\$5,824	15%	\$115	\$115	\$231	\$682	\$773	\$451
CSQ 54x54	1	\$4,596	\$5,516	\$6,129	15%	\$115	\$115	\$231	\$682	\$773	\$451
ROUND (RND)											
CSQ 48	1	\$4,240	\$5,088	\$5,653	15%	\$115	\$115	\$231	\$682	\$773	\$451
CSQ 54	1	\$4,619	\$5,543	\$6,159	15%	\$115	\$115	\$231	\$682	\$773	\$451
CSQ 60	1	\$4,866	\$5,839	\$6,488	15%	\$115	\$115	\$231	\$682	\$773	\$451
CSQ 72	1	\$6,235	\$7,482	\$8,313	15%	\$115	\$115	\$231	\$682	\$773	\$451
RECTANGLE (REC)											
CSQ 42x96	2	\$7,882	\$9,459	\$10,510	15%	\$115	\$115	\$231	\$682	\$773	\$451
CSQ 48x96	2	\$8,085	\$9,702	\$10,780	15%	\$115	\$115	\$231	\$682	\$773	\$451
CSQ 48x120 (1 piece)	2	\$8,519	\$10,222	\$11,358	15%	\$115	\$115	\$231	\$682	\$773	\$451
CSQ 48x144 (1 piece)	2	\$8,952	\$10,742	\$11,936	15%	\$115	\$115	\$231	\$682	\$773	\$451
CSQ 48x168 (2 pieces)	3	\$12,393	\$14,872	\$16,524	15%	\$115	\$115	\$231	\$682	\$773	\$451
CSQ 48x192 (2 pieces)	3	\$12,826	\$15,392	\$17,102	15%	\$115	\$115	\$231	\$682	\$773	\$451
CSQ 60x120 (1 piece)	2	\$9,333	\$11,200	\$12,444	15%	\$115	\$115	\$231	\$682	\$773	\$451
CSQ 60x144 (2 pieces)	2	\$9,861	\$11,834	\$13,149	15%	\$115	\$115	\$231	\$682	\$773	\$451
CSQ 60x168 (2 pieces)	3	\$13,554	\$16,265	\$18,072	15%	\$115	\$115	\$231	\$682	\$773	\$451
CSQ 60x192 (2 pieces)	3	\$14,082	\$16,899	\$18,776	15%	\$115	\$115	\$231	\$682	\$773	\$451
CSQ 60x240 (2 pieces)	4	\$18,303	\$21,963	\$24,404	15%	\$115	\$115	\$231	\$682	\$773	\$451
ARC RECTANGLE (ARC REC)											
CSQ 42x96	2	\$8,180	\$9,815	\$10,906	15%	\$115	\$115	\$231	\$682	\$773	\$451
CSQ 48x96	2	\$8,393	\$10,071	\$11,190	15%	\$115	\$115	\$231	\$682	\$773	\$451
CSQ 48x120 (1 piece)	2	\$8,848	\$10,617	\$11,797	15%	\$115	\$115	\$231	\$682	\$773	\$451
CSQ 48x144 (1 piece)	2	\$9,303	\$11,164	\$12,404	15%	\$115	\$115	\$231	\$682	\$773	\$451
CSQ 48x168 (2 pieces)	3	\$12,868	\$15,441	\$17,157	15%	\$115	\$115	\$231	\$682	\$773	\$451
CSQ 48x192 (2 pieces)	3	\$13,323	\$15,987	\$17,763	15%	\$115	\$115	\$231	\$682	\$773	\$451
CSQ 60x120 (1 piece)	2	\$9,703	\$11,644	\$12,938	15%	\$115	\$115	\$231	\$682	\$773	\$451
CSQ 60x144 (1 piece)	2	\$10,258	\$12,309	\$13,677	15%	\$115	\$115	\$231	\$682	\$773	\$451
CSQ 60x168 (2 pieces)	3	\$14,087	\$16,904	\$18,782	15%	\$115	\$115	\$231	\$682	\$773	\$451
CSQ 60x192 (2 pieces)	3	\$14,641	\$17,569	\$19,522	15%	\$115	\$115	\$231	\$682	\$773	\$451
CSQ 60x240 (2 pieces)	4	\$19,024	\$22,829	\$25,366	15%	\$115	\$115	\$231	\$682	\$773	\$451
RACETRACK (RAC)											



VOLUMA CONFERENCE TABLES - (LAMINATE - WOOD ED








SQUARE BASE - LAMINATE

	# of Bases	Edge Choice: Wood (Red Oak & Maple)			Wood Upgrade	OPTIONS					
		W-12	W-23	W-19	Upgrade: Walnut / Mahogany / Cherry	Grommet - Top	Grommet - Bottom	Two Grommets	Accessory Door 10"x10"	Accessory Door & Grommet Top	SPECIAL HEIGHT
					ADD	Add Per Bas	Add Per Bas	Add Per Bas	Add Per Bas	Add Per Bas	ADD
CSQ 42x84	2	\$7,841	\$9,409	\$10,454	15%	\$115	\$115	\$231	\$682	\$773	\$451
CSQ 42x96	2	\$8,034	\$9,641	\$10,712	15%	\$115	\$115	\$231	\$682	\$773	\$451
CSQ 48x96	2	\$8,237	\$9,884	\$10,983	15%	\$115	\$115	\$231	\$682	\$773	\$451
CSQ 48x120 (1 piece)	2	\$8,670	\$10,404	\$11,560	15%	\$115	\$115	\$231	\$682	\$773	\$451
CSQ 48x144 (1 piece)	2	\$9,104	\$10,924	\$12,138	15%	\$115	\$115	\$231	\$682	\$773	\$451
CSQ 60x144 (1 piece)	2	\$10,013	\$12,016	\$13,351	15%	\$115	\$115	\$231	\$682	\$773	\$451
CSQ 60x192 (2 pieces)	3	\$14,234	\$17,081	\$18,978	15%	\$115	\$115	\$231	\$682	\$773	\$451
CSQ 60x240 (2 pieces)	4	\$18,454	\$22,145	\$24,606	15%	\$115	\$115	\$231	\$682	\$773	\$451
BOAT (BOT)											
CSQ 42x54x120 (1 piece)	2	\$8,921	\$10,705	\$11,894	15%	\$115	\$115	\$231	\$682	\$773	\$451
CSQ 42x54x144 (1 piece)	2	\$9,401	\$11,282	\$12,535	15%	\$115	\$115	\$231	\$682	\$773	\$451
CSQ 48x60x192 (2 pieces)	3	\$14,234	\$17,081	\$18,978	15%	\$115	\$115	\$231	\$682	\$773	\$451
CSQ 48x60x240 (2 pieces)	3	\$15,290	\$18,348	\$20,387	15%	\$115	\$115	\$231	\$682	\$773	\$451
ARC BOAT (ARCBOT)											
CSQ 42x54x120 (1 piece)	2	\$9,270	\$11,124	\$12,360	15%	\$115	\$115	\$231	\$682	\$773	\$451
CSQ 42x54x144 (1 piece)	2	\$9,775	\$11,730	\$13,033	15%	\$115	\$115	\$231	\$682	\$773	\$451
CSQ 48x60x192 (2 pieces)	3	\$14,800	\$17,760	\$19,734	15%	\$115	\$115	\$231	\$682	\$773	\$451
CSQ 48x60x240 (2 pieces)	3	\$15,909	\$19,091	\$21,213	15%	\$115	\$115	\$231	\$682	\$773	\$451
OVAL (OVL)											
CSQ 42x96	2	\$8,034	\$9,641	\$10,712	15%	\$115	\$115	\$231	\$682	\$773	\$451
CSQ 48x96	2	\$8,237	\$9,884	\$10,983	15%	\$115	\$115	\$231	\$682	\$773	\$451
CSQ 48x120 (1 piece)	2	\$8,670	\$10,404	\$11,560	15%	\$115	\$115	\$231	\$682	\$773	\$451
CSQ 48x144 (1 piece)	2	\$9,104	\$10,924	\$12,138	15%	\$115	\$115	\$231	\$682	\$773	\$451
CSQ 60x120 (1 piece)	2	\$9,485	\$11,382	\$12,647	15%	\$115	\$115	\$231	\$682	\$773	\$451
CSQ 60x144 (1 piece)	2	\$10,013	\$12,016	\$13,351	15%	\$115	\$115	\$231	\$682	\$773	\$451



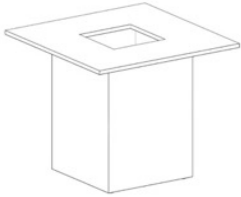
VOLUMA CONFERENCE TABLES - (VENEER)










SQUARE BASE - LAMINATE

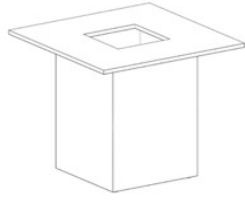
	# of Bases	Edge Choice: Wood (Red Oak & Maple)			Wood Upgrade	OPTIONS					
		 V-12	 V-23  V-18  V-16	 V-19  V-17  V-32	Upgrade: Walnut / Mahogany / Cherry	Grommet - Top	Grommet - Bottom	Two Grommets	Accessory Door 10" x 10"	Accessory Door & Grommet Top	SPECIAL HEIGHT
				ADD	Add Per Bas	Add Per Bas	Add Per Bas	Add Per Bas	Add Per Bas	ADD	
SQUARE (SQR)											
CSQ 42x42	1	\$4,008	\$4,408	\$4,609	15%	\$115	\$115	\$231	\$682	\$773	\$451
CSQ 48x48	1	\$4,774	\$5,251	\$5,490	15%	\$115	\$115	\$231	\$682	\$773	\$451
CSQ 54x54	1	\$5,516	\$6,067	\$6,343	15%	\$115	\$115	\$231	\$682	\$773	\$451
ROUND (RND)											
CSQ 48	1	\$4,101	\$4,512	\$4,717	15%	\$115	\$115	\$231	\$682	\$773	\$451
CSQ 54	1	\$4,872	\$5,116	\$5,603	15%	\$115	\$115	\$231	\$682	\$773	\$451
CSQ 60	1	\$5,624	\$6,187	\$6,468	15%	\$115	\$115	\$231	\$682	\$773	\$451
CSQ 72	1	\$7,693	\$8,462	\$8,847	15%	\$115	\$115	\$231	\$682	\$773	\$451
RECTANGLE (REC)											
CSQ 42x96	2	\$7,353	\$8,088	\$8,456	15%	\$115	\$115	\$231	\$682	\$773	\$451
CSQ 48x96	2	\$7,353	\$8,088	\$8,456	15%	\$115	\$115	\$231	\$682	\$773	\$451
CSQ 48x120 (1 piece)	2	\$8,767	\$9,644	\$10,082	15%	\$115	\$115	\$231	\$682	\$773	\$451
CSQ 48x144 (1 piece)	2	\$9,902	\$10,892	\$11,388	15%	\$115	\$115	\$231	\$682	\$773	\$451
CSQ 48x168 (2 pieces)	3	\$12,583	\$13,841	\$14,470	15%	\$115	\$115	\$231	\$682	\$773	\$451
CSQ 48x192 (2 pieces)	3	\$13,718	\$15,090	\$15,776	15%	\$115	\$115	\$231	\$682	\$773	\$451
CSQ 60x120 (1 piece)	2	\$10,364	\$11,400	\$11,919	15%	\$115	\$115	\$231	\$682	\$773	\$451
CSQ 60x144 (2 pieces)	2	\$11,785	\$12,963	\$13,553	15%	\$115	\$115	\$231	\$682	\$773	\$451
CSQ 60x168 (2 pieces)	3	\$14,832	\$16,315	\$17,057	15%	\$115	\$115	\$231	\$682	\$773	\$451
CSQ 60x192 (2 pieces)	3	\$16,253	\$17,878	\$18,691	15%	\$115	\$115	\$231	\$682	\$773	\$451
CSQ 60x240 (2 pieces)	4	\$20,728	\$22,801	\$23,837	15%	\$115	\$115	\$231	\$682	\$773	\$451
ARC RECTANGLE (ARC REC)											
CSQ 42x96	2	\$7,681	\$8,449	\$8,833	15%	\$115	\$115	\$231	\$682	\$773	\$451
CSQ 48x96	2	\$7,681	\$8,449	\$8,833	15%	\$115	\$115	\$231	\$682	\$773	\$451
CSQ 48x120 (1 piece)	2	\$9,165	\$10,082	\$10,540	15%	\$115	\$115	\$231	\$682	\$773	\$451
CSQ 48x144 (1 piece)	2	\$10,357	\$11,393	\$11,911	15%	\$115	\$115	\$231	\$682	\$773	\$451
CSQ 48x168 (2 pieces)	3	\$13,152	\$14,467	\$15,125	15%	\$115	\$115	\$231	\$682	\$773	\$451
CSQ 48x192 (2 pieces)	3	\$14,344	\$15,778	\$16,496	15%	\$115	\$115	\$231	\$682	\$773	\$451
CSQ 60x120 (1 piece)	2	\$10,842	\$11,926	\$12,469	15%	\$115	\$115	\$231	\$682	\$773	\$451
CSQ 60x144 (1 piece)	2	\$12,334	\$13,567	\$14,184	15%	\$115	\$115	\$231	\$682	\$773	\$451
CSQ 60x168 (2 pieces)	3	\$15,514	\$17,065	\$17,841	15%	\$115	\$115	\$231	\$682	\$773	\$451
CSQ 60x192 (2 pieces)	3	\$17,006	\$18,706	\$19,556	15%	\$115	\$115	\$231	\$682	\$773	\$451
CSQ 60x240 (2 pieces)	4	\$21,684	\$23,853	\$24,937	15%	\$115	\$115	\$231	\$682	\$773	\$451
RACETRACK (RAC)											

VOLUMA CONFERENCE TABLES - (VENEER)

SQUARE BASE - LAMINATE



	# of Bases	Edge Choice: Wood (Red Oak & Maple)			Wood Upgrade	OPTIONS					
		 V-12	 V-23	 V-19	Upgrade: Walnut / Mahogany / Cherry	 Grommet - Top	 Grommet - Bottom	 Two Grommets	 Accessory Door 10" x 10"	 Accessory Door & Grommet Top	 SPECIAL HEIGHT
					ADD	Add Per Bas	Add Per Bas	Add Per Bas	Add Per Bas	Add Per Bas	ADD
CSQ 42x84	2	\$9,409	\$10,350	\$10,820	15%	\$115	\$115	\$231	\$682	\$773	\$451
CSQ 42x96	2	\$9,641	\$10,605	\$11,087	15%	\$115	\$115	\$231	\$682	\$773	\$451
CSQ 48x96	2	\$7,862	\$8,648	\$9,041	15%	\$115	\$115	\$231	\$682	\$773	\$451
CSQ 48x120 (1 piece)	2	\$9,275	\$10,203	\$10,667	15%	\$115	\$115	\$231	\$682	\$773	\$451
CSQ 48x144 (1 piece)	2	\$10,411	\$11,452	\$11,972	15%	\$115	\$115	\$231	\$682	\$773	\$451
CSQ 60x144 (1 piece)	2	\$12,293	\$13,523	\$14,137	15%	\$115	\$115	\$231	\$682	\$773	\$451
CSQ 60x192 (2 pieces)	3	\$16,761	\$18,437	\$19,276	15%	\$115	\$115	\$231	\$682	\$773	\$451
CSQ 60x240 (2 pieces)	4	\$21,236	\$23,360	\$24,422	15%	\$115	\$115	\$231	\$682	\$773	\$451
BOAT (BOT)											
CSQ 42x54x120 (1 piece)	2	\$10,705	\$11,775	\$12,311	15%	\$115	\$115	\$231	\$682	\$773	\$451
CSQ 42x54x144 (1 piece)	2	\$11,282	\$12,410	\$12,974	15%	\$115	\$115	\$231	\$682	\$773	\$451
CSQ 48x60x192 (2 pieces)	3	\$15,919	\$17,510	\$18,306	15%	\$115	\$115	\$231	\$682	\$773	\$451
CSQ 48x60x240 (2 pieces)	3	\$18,670	\$20,537	\$21,470	15%	\$115	\$115	\$231	\$682	\$773	\$451
ARC BOAT (ARCBOT)											
CSQ 42x54x120 (1 piece)	2	\$11,124	\$12,236	\$12,793	15%	\$115	\$115	\$231	\$682	\$773	\$451
CSQ 42x54x144 (1 piece)	2	\$11,730	\$12,903	\$13,489	15%	\$115	\$115	\$231	\$682	\$773	\$451
CSQ 48x60x192 (2 pieces)	3	\$16,655	\$18,320	\$19,153	15%	\$115	\$115	\$231	\$682	\$773	\$451
CSQ 48x60x240 (2 pieces)	3	\$19,543	\$21,497	\$22,475	15%	\$115	\$115	\$231	\$682	\$773	\$451
OVAL (OVL)											
CSQ 42x96	2	\$8,461	\$9,307	\$9,730	15%	\$115	\$115	\$231	\$682	\$773	\$451
CSQ 48x96	2	\$8,461	\$9,307	\$9,730	15%	\$115	\$115	\$231	\$682	\$773	\$451
CSQ 48x120 (1 piece)	2	\$10,146	\$11,161	\$11,668	15%	\$115	\$115	\$231	\$682	\$773	\$451
CSQ 48x144 (1 piece)	2	\$11,560	\$12,716	\$13,294	15%	\$115	\$115	\$231	\$682	\$773	\$451
CSQ 60x120 (1 piece)	2	\$12,091	\$13,300	\$13,905	15%	\$115	\$115	\$231	\$682	\$773	\$451
CSQ 60x144 (1 piece)	2	\$13,853	\$15,239	\$15,931	15%	\$115	\$115	\$231	\$682	\$773	\$451



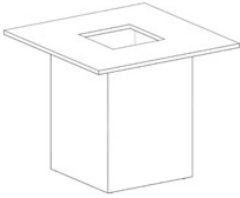
VOLUMA CONFERENCE TABLES - (LAMINATE - PVC EDGE)

SQUARE BASE - VENEER

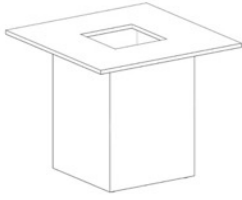
	# of Bases	Edge Choice: PVC & T-Mold				Laminate Upgrades		Light Weight	OPTIONS				
		T-15 P-10 (self) L-15	L-18 L-21 P-12	P-14	PK-2 PK-4 L-23	Laminate Upgrade I ADD	Laminate Upgrade II ADD	Light Weight (PVC only - 1" top) ADD	Grommet - Top Add Per Base	Grommet - Bottom Add Per Base	Two Grommets Add Per Base	Accessory Door 10" x 10" Add Per Base	Accessory Door & Grommet Top Add Per Base
SQUARE (SQR)													
CSQV 42x42	1	\$2,409	\$2,529	\$2,649	\$181	\$482	\$422	\$115	\$115	\$231	\$682	\$773	\$451
CSQV 48x48	1	\$2,664	\$2,798	\$2,931	\$200	\$533	\$466	\$115	\$115	\$231	\$682	\$773	\$451
CSQV 54x54	1	\$2,786	\$2,926	\$3,065	\$209	\$557	N/A	\$115	\$115	\$231	\$682	\$773	\$451
ROUND (RND)													
CSQV 48	1	\$2,533	\$2,660	\$2,787	\$190	\$507	\$443	\$115	\$115	\$231	\$682	\$773	\$451
CSQV 54	1	\$2,798	\$2,938	\$3,078	\$210	\$560	\$490	\$115	\$115	\$231	\$682	\$773	\$451
CSQV 60	1	\$2,930	\$3,076	\$3,223	\$220	\$586	\$513	\$115	\$115	\$231	\$682	\$773	\$451
CSQV 72	1	\$3,660	\$3,843	\$4,026	\$275	\$732	\$641	\$115	\$115	\$231	\$682	\$773	\$451
RECTANGLE (REC)													
CSQV 42x96	2	\$4,748	\$4,985	\$5,223	\$356	\$950	\$831	\$115	\$115	\$231	\$682	\$773	\$451
CSQV 48x96	2	\$4,856	\$5,099	\$5,342	\$364	\$971	\$850	\$115	\$115	\$231	\$682	\$773	\$451
CSQV 48x120 (1 piece)	2	\$5,087	\$5,342	\$5,596	\$382	\$1,017	\$890	\$115	\$115	\$231	\$682	\$773	\$451
CSQV 48x144 (1 piece)	2	\$5,318	\$5,584	\$5,850	\$399	\$1,064	\$931	\$115	\$115	\$231	\$682	\$773	\$451
CSQV 48x168 (2 pieces)	3	\$7,426	\$7,797	\$8,168	\$557	\$1,485	\$1,299	\$115	\$115	\$231	\$682	\$773	\$451
CSQV 48x192 (2 pieces)	3	\$7,657	\$8,040	\$8,422	\$574	\$1,531	\$1,340	\$115	\$115	\$231	\$682	\$773	\$451
CSQV 60x120 (1 piece)	2	\$5,647	\$5,930	\$6,212	\$424	\$1,129	\$988	\$115	\$115	\$231	\$682	\$773	\$451
CSQV 60x144 (1 piece)	2	\$5,929	\$6,226	\$6,522	\$445	\$1,186	\$1,038	\$115	\$115	\$231	\$682	\$773	\$451
CSQV 60x168 (2 pieces)	3	\$8,233	\$8,645	\$9,057	\$617	\$1,647	\$1,441	\$115	\$115	\$231	\$682	\$773	\$451
CSQV 60x192 (2 pieces)	3	\$8,515	\$8,941	\$9,366	\$639	\$1,703	\$1,490	\$115	\$115	\$231	\$682	\$773	\$451
CSQV 60x240 (2 pieces)	4	\$11,101	\$11,656	\$12,211	\$833	\$2,220	\$1,943	\$115	\$115	\$231	\$682	\$773	\$451
ARC RECTANGLE (ARC REC)													
CSQV 42x96	2	\$4,934	\$5,180	\$5,427	\$370	\$987	\$863	\$115	\$115	\$231	\$682	\$773	\$451
CSQV 48x96	2	\$5,047	\$5,300	\$5,552	\$379	\$1,009	\$883	\$115	\$115	\$231	\$682	\$773	\$451
CSQV 48x120 (1 piece)	2	\$5,290	\$5,555	\$5,819	\$397	\$1,058	\$926	\$115	\$115	\$231	\$682	\$773	\$451
CSQV 48x144 (1 piece)	2	\$5,533	\$5,809	\$6,086	\$415	\$1,107	\$968	\$115	\$115	\$231	\$682	\$773	\$451
CSQV 48x168 (2 pieces)	3	\$7,720	\$8,106	\$8,492	\$579	\$1,544	\$1,351	\$115	\$115	\$231	\$682	\$773	\$451
CSQV 48x192 (2 pieces)	3	\$7,962	\$8,360	\$8,758	\$597	\$1,592	\$1,393	\$115	\$115	\$231	\$682	\$773	\$451
CSQV 60x120 (1 piece)	2	\$5,878	\$6,172	\$6,466	\$441	\$1,176	\$1,029	\$115	\$115	\$231	\$682	\$773	\$451
CSQV 60x144 (1 piece)	2	\$6,174	\$6,483	\$6,791	\$463	\$1,235	\$1,080	\$115	\$115	\$231	\$682	\$773	\$451
CSQV 60x168 (2 pieces)	3	\$8,567	\$8,996	\$9,424	\$643	\$1,713	\$1,499	\$115	\$115	\$231	\$682	\$773	\$451
CSQV 60x192 (2 pieces)	3	\$8,863	\$9,306	\$9,750	\$665	\$1,773	\$1,551	\$115	\$115	\$231	\$682	\$773	\$451
CSQV 60x240 (2 pieces)	4	\$10,521	\$11,047	\$11,573	\$789	\$2,104	\$1,841	\$115	\$115	\$231	\$682	\$773	\$451
RACETRACK (RAC)													

VOLUMA CONFERENCE TABLES - (LAMINATE - PVC EDGE)

SQUARE BASE - VENEER



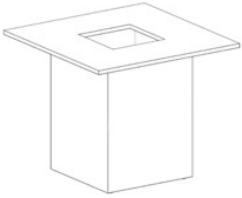
	# of Bases	Edge Choice: PVC & T-Mold				Laminate Upgrades		Light Weight	OPTIONS					
						Laminate Upgrade I	Laminate Upgrade II	Light Weight (PVC only - 1" top)	Grommet - Top	Grommet - Bottom	Two Grommets	Accessory Door 10"x10"	Accessory Door & Grommet Top	SPECIAL HEIGHT
						ADD	ADD	ADD	Add Per Base	Add Per Base	Add Per Base	Add Per Base	Add Per Base	ADD
CSQV 42x84	2	\$4,726	\$4,962	\$5,198	\$354	\$945	\$827	\$115	\$115	\$231	\$682	\$773	\$451	
CSQV 42x96	2	\$4,829	\$5,070	\$5,312	\$362	\$966	\$845	\$115	\$115	\$231	\$682	\$773	\$451	
CSQV 48x96	2	\$4,937	\$5,184	\$5,431	\$370	\$987	\$864	\$115	\$115	\$231	\$682	\$773	\$451	
CSQV 48x120 (1 piece)	2	\$5,168	\$5,427	\$5,685	\$388	\$1,034	\$904	\$115	\$115	\$231	\$682	\$773	\$451	
CSQV 48x144 (1 piece)	2	\$4,186	\$4,396	\$4,605	\$314	\$837	\$733	\$115	\$115	\$231	\$682	\$773	\$451	
CSQV 60x144 (1 piece)	2	\$6,010	\$6,310	\$6,611	\$451	\$1,202	\$1,052	\$115	\$115	\$231	\$682	\$773	\$451	
CSQV 60x192 (2 pieces)	3	\$8,596	\$9,026	\$9,455	\$645	\$1,719	\$1,504	\$115	\$115	\$231	\$682	\$773	\$451	
CSQV 60x240 (2 pieces)	4	\$11,182	\$11,741	\$12,300	\$839	\$2,236	\$1,957	\$115	\$115	\$231	\$682	\$773	\$451	
BOAT (BOT)														
CSQV 42x54x120 (1 piece)	2	\$5,302	\$5,567	\$5,832	\$398	\$1,060	\$928	\$115	\$115	\$231	\$682	\$773	\$451	
CSQV 42x54x144 (1 piece)	2	\$5,558	\$5,836	\$6,114	\$417	\$1,112	\$973	\$115	\$115	\$231	\$682	\$773	\$451	
CSQV 48x60x192 (2 pieces)	3	\$8,596	\$9,026	\$9,455	\$645	\$1,719	\$1,504	\$115	\$115	\$231	\$682	\$773	\$451	
CSQV 48x60x240 (2 pieces)	3	\$9,159	\$9,617	\$10,075	\$687	\$1,832	\$1,603	\$115	\$115	\$231	\$682	\$773	\$451	
ARC BOAT (ARCBOT)														
CSQV 42x54x120 (1 piece)	2	\$5,515	\$5,791	\$6,067	\$414	\$1,103	\$965	\$115	\$115	\$231	\$682	\$773	\$451	
CSQV 42x54x144 (1 piece)	2	\$5,784	\$6,074	\$6,363	\$434	\$1,157	\$1,012	\$115	\$115	\$231	\$682	\$773	\$451	
CSQV 48x60x192 (2 pieces)	3	\$8,948	\$9,396	\$9,843	\$671	\$1,790	\$1,566	\$115	\$115	\$231	\$682	\$773	\$451	
CSQV 48x60x240 (2 pieces)	3	\$9,540	\$10,017	\$10,494	\$715	\$1,908	\$1,669	\$115	\$115	\$231	\$682	\$773	\$451	
OVAL (OVL)														
CSQV 42x96	2	\$4,829	\$5,070	\$5,312	\$362	\$966	\$845	\$115	\$115	\$231	\$682	\$773	\$451	
CSQV 48x96	2	\$4,937	\$5,184	\$5,431	\$370	\$987	\$864	\$115	\$115	\$231	\$682	\$773	\$451	
CSQV 48x120 (1 piece)	2	\$5,168	\$5,427	\$5,685	\$388	\$1,034	\$904	\$115	\$115	\$231	\$682	\$773	\$451	
CSQV 48x144 (1 piece)	2	\$5,399	\$5,669	\$5,939	\$405	\$1,080	\$945	\$115	\$115	\$231	\$682	\$773	\$451	
CSQV 60x120 (1 piece)	2	\$5,728	\$6,015	\$6,301	\$430	\$1,146	\$1,002	\$115	\$115	\$231	\$682	\$773	\$451	
CSQV 60x144 (1 piece)	2	\$6,010	\$6,310	\$6,611	\$451	\$1,202	\$1,052	\$115	\$115	\$231	\$682	\$773	\$451	



VOLUMA CONFERENCE TABLES - (LAMINATE - WOOD EDGE)








SQUARE BASE - VENEER

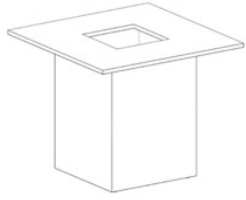
	# of Bases	Edge Choice: Wood (Red Oak & Maple)			Wood Upgrade Upgrade: Walnut / Mahogany / Cherry	OPTIONS					
		W-12	W-23 W-18 W-16	W-19 W-17 W-32		Grommet - Top	Grommet - Bottom	Two Grommets	Accessory Door 10" x 10"	Accessory Door & Grommet Top	SPECIAL HEIGHT
					ADD	Add Per Base	Add Per Base	Add Per Base	Add Per Base	Add Per Base	ADD
SQUARE (SQR)											
CSQV 42x42	1	\$4,516	\$5,419	\$6,021	15%	\$115	\$115	\$231	\$682	\$773	\$451
CSQV 48x48	1	\$4,996	\$5,995	\$6,661	15%	\$115	\$115	\$231	\$682	\$773	\$451
CSQV 54x54	1	\$5,224	\$6,269	\$6,966	15%	\$115	\$115	\$231	\$682	\$773	\$451
ROUND (RND)											
CSQV 48	1	\$4,750	\$5,700	\$6,333	15%	\$115	\$115	\$231	\$682	\$773	\$451
CSQV 54	1	\$5,247	\$6,297	\$6,996	15%	\$115	\$115	\$231	\$682	\$773	\$451
CSQV 60	1	\$5,494	\$6,592	\$7,325	15%	\$115	\$115	\$231	\$682	\$773	\$451
CSQV 72	1	\$6,863	\$8,235	\$9,150	15%	\$115	\$115	\$231	\$682	\$773	\$451
RECTANGLE (REC)											
CSQV 42x96	2	\$8,902	\$10,683	\$11,870	15%	\$115	\$115	\$231	\$682	\$773	\$451
CSQV 48x96	2	\$9,105	\$10,926	\$12,140	15%	\$115	\$115	\$231	\$682	\$773	\$451
CSQV 48x120 (1 piece)	2	\$9,539	\$11,446	\$12,718	15%	\$115	\$115	\$231	\$682	\$773	\$451
CSQV 48x144 (1 piece)	2	\$9,972	\$11,967	\$13,296	15%	\$115	\$115	\$231	\$682	\$773	\$451
CSQV 48x168 (2 pieces)	3	\$13,923	\$16,708	\$18,564	15%	\$115	\$115	\$231	\$682	\$773	\$451
CSQV 48x192 (2 pieces)	3	\$14,357	\$17,228	\$19,142	15%	\$115	\$115	\$231	\$682	\$773	\$451
CSQV 60x120 (1 piece)	2	\$10,589	\$12,707	\$14,118	15%	\$115	\$115	\$231	\$682	\$773	\$451
CSQV 60x144 (1 piece)	2	\$11,117	\$13,340	\$14,823	15%	\$115	\$115	\$231	\$682	\$773	\$451
CSQV 60x168 (2 pieces)	3	\$15,437	\$18,525	\$20,583	15%	\$115	\$115	\$231	\$682	\$773	\$451
CSQV 60x192 (2 pieces)	3	\$15,965	\$19,158	\$21,287	15%	\$115	\$115	\$231	\$682	\$773	\$451
CSQV 60x240 (2 pieces)	4	\$20,814	\$24,977	\$27,752	15%	\$115	\$115	\$231	\$682	\$773	\$451
ARC RECTANGLE (ARC REC)											
CSQV 42x96	2	\$9,251	\$11,101	\$12,334	15%	\$115	\$115	\$231	\$682	\$773	\$451
CSQV 48x96	2	\$9,464	\$11,357	\$12,618	15%	\$115	\$115	\$231	\$682	\$773	\$451
CSQV 48x120 (1 piece)	2	\$9,919	\$11,903	\$13,225	15%	\$115	\$115	\$231	\$682	\$773	\$451
CSQV 48x144 (1 piece)	2	\$10,374	\$12,449	\$13,832	15%	\$115	\$115	\$231	\$682	\$773	\$451
CSQV 48x168 (2 pieces)	3	\$14,474	\$17,369	\$19,299	15%	\$115	\$115	\$231	\$682	\$773	\$451
CSQV 48x192 (2 pieces)	3	\$14,929	\$17,915	\$19,906	15%	\$115	\$115	\$231	\$682	\$773	\$451
CSQV 60x120 (1 piece)	2	\$11,022	\$13,226	\$14,695	15%	\$115	\$115	\$231	\$682	\$773	\$451
CSQV 60x144 (1 piece)	2	\$11,576	\$13,891	\$15,435	15%	\$115	\$115	\$231	\$682	\$773	\$451
CSQV 60x168 (2 pieces)	3	\$16,064	\$19,277	\$21,419	15%	\$115	\$115	\$231	\$682	\$773	\$451
CSQV 60x192 (2 pieces)	3	\$16,619	\$19,942	\$22,158	15%	\$115	\$115	\$231	\$682	\$773	\$451
CSQV 60x240 (2 pieces)	4	\$19,726	\$23,672	\$26,302	15%	\$115	\$115	\$231	\$682	\$773	\$451
RACETRACK (RAC)											



VOLUMA CONFERENCE TABLES - (LAMINATE - WOOD EDGE

SQUARE BASE - VENEER

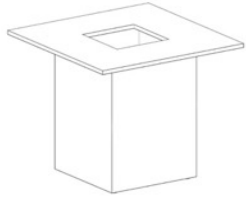
	# of Bases	Edge Choice: Wood (Red Oak & Maple)			Wood Upgrade	OPTIONS					
		 W-12  W-23  W-18  W-16	 W-19  W-17  W-32	Upgrade: Walnut / Mahogany / Cherry	Grommet - Top	Grommet - Bottom	Two Grommets	Accessory Door 10"x10"	Accessory Door & Grommet Top	SPECIAL HEIGHT	
					ADD	Add Per Base	Add Per Base	Add Per Base	Add Per Base	Add Per Base	ADD
CSQV 42x84	2	\$8,861	\$10,633	\$11,814	15%	\$115	\$115	\$231	\$682	\$773	\$451
CSQV 42x96	2	\$9,054	\$10,865	\$12,072	15%	\$115	\$115	\$231	\$682	\$773	\$451
CSQV 48x96	2	\$9,257	\$11,108	\$12,343	15%	\$115	\$115	\$231	\$682	\$773	\$451
CSQV 48x120 (1 piece)	2	\$9,690	\$11,628	\$12,920	15%	\$115	\$115	\$231	\$682	\$773	\$451
CSQV 48x144 (1 piece)	2	\$7,849	\$9,419	\$10,466	15%	\$115	\$115	\$231	\$682	\$773	\$451
CSQV 60x144 (1 piece)	2	\$11,269	\$13,522	\$15,025	15%	\$115	\$115	\$231	\$682	\$773	\$451
CSQV 60x192 (2 pieces)	3	\$16,117	\$19,340	\$21,489	15%	\$115	\$115	\$231	\$682	\$773	\$451
CSQV 60x240 (2 pieces)	4	\$20,965	\$25,159	\$27,954	15%	\$115	\$115	\$231	\$682	\$773	\$451
BOAT (BOT)											
CSQV 42x54x120 (1 piece)	2	\$9,941	\$11,929	\$13,254	15%	\$115	\$115	\$231	\$682	\$773	\$451
CSQV 42x54x144 (1 piece)	2	\$10,422	\$12,506	\$13,895	15%	\$115	\$115	\$231	\$682	\$773	\$451
CSQV 48x60x192 (2 pieces)	3	\$16,117	\$19,340	\$21,489	15%	\$115	\$115	\$231	\$682	\$773	\$451
CSQV 48x60x240 (2 pieces)	3	\$17,173	\$20,608	\$22,898	15%	\$115	\$115	\$231	\$682	\$773	\$451
ARC BOAT (ARCBOT)											
CSQV 42x54x120 (1 piece)	2	\$10,341	\$12,409	\$13,788	15%	\$115	\$115	\$231	\$682	\$773	\$451
CSQV 42x54x144 (1 piece)	2	\$10,846	\$13,015	\$14,461	15%	\$115	\$115	\$231	\$682	\$773	\$451
CSQV 48x60x192 (2 pieces)	3	\$16,778	\$20,133	\$22,370	15%	\$115	\$115	\$231	\$682	\$773	\$451
CSQV 48x60x240 (2 pieces)	3	\$17,887	\$21,464	\$23,849	15%	\$115	\$115	\$231	\$682	\$773	\$451
OVAL (OVL)											
CSQV 42x96	2	\$9,054	\$10,865	\$12,072	15%	\$115	\$115	\$231	\$682	\$773	\$451
CSQV 48x96	2	\$9,257	\$11,108	\$12,343	15%	\$115	\$115	\$231	\$682	\$773	\$451
CSQV 48x120 (1 piece)	2	\$9,690	\$11,628	\$12,920	15%	\$115	\$115	\$231	\$682	\$773	\$451
CSQV 48x144 (1 piece)	2	\$10,124	\$12,149	\$13,498	15%	\$115	\$115	\$231	\$682	\$773	\$451
CSQV 60x120 (1 piece)	2	\$10,740	\$12,889	\$14,321	15%	\$115	\$115	\$231	\$682	\$773	\$451
CSQV 60x144 (1 piece)	2	\$11,269	\$13,522	\$15,025	15%	\$115	\$115	\$231	\$682	\$773	\$451



VOLUMA CONFERENCE TABLES - (VENEER)










SQUARE BASE - VENEER

	# of Bases	Edge Choice: Wood (Red Oak & Maple)			Wood Upgrade Upgrade: Walnut / Mahogany / Cherry	OPTIONS					
		V-12	V-23 V-18 V-16	V-19 V-17 V-32		Grommet - Top	Grommet - Bottom	Two Grommets	Accessory Door 10" x 10"	Accessory Door & Grommet Top	SPECIAL HEIGHT
					ADD	Add Per Base	Add Per Base	Add Per Base	Add Per Base	Add Per Base	ADD
SQUARE (SQR)											
CSQV 42x42	1	\$4,380	\$4,818	\$5,037	15%	\$115	\$115	\$231	\$682	\$773	\$451
CSQV 48x48	1	\$5,232	\$5,755	\$6,017	15%	\$115	\$115	\$231	\$682	\$773	\$451
CSQV 54x54	1	\$6,269	\$6,896	\$7,209	15%	\$115	\$115	\$231	\$682	\$773	\$451
ROUND (RND)											
CSQV 48	1	\$4,388	\$4,827	\$5,046	15%	\$115	\$115	\$231	\$682	\$773	\$451
CSQV 54	1	\$5,224	\$5,486	\$6,008	15%	\$115	\$115	\$231	\$682	\$773	\$451
CSQV 60	1	\$5,977	\$6,574	\$6,873	15%	\$115	\$115	\$231	\$682	\$773	\$451
CSQV 72	1	\$8,045	\$8,850	\$9,252	15%	\$115	\$115	\$231	\$682	\$773	\$451
RECTANGLE (REC)											
CSQV 42x96	2	\$7,926	\$8,718	\$9,115	15%	\$115	\$115	\$231	\$682	\$773	\$451
CSQV 48x96	2	\$7,926	\$8,718	\$9,115	15%	\$115	\$115	\$231	\$682	\$773	\$451
CSQV 48x120 (1 piece)	2	\$9,340	\$10,274	\$10,741	15%	\$115	\$115	\$231	\$682	\$773	\$451
CSQV 48x144 (1 piece)	2	\$10,475	\$11,522	\$12,046	15%	\$115	\$115	\$231	\$682	\$773	\$451
CSQV 48x168 (2 pieces)	3	\$13,442	\$14,786	\$15,458	15%	\$115	\$115	\$231	\$682	\$773	\$451
CSQV 48x192 (2 pieces)	3	\$14,577	\$16,035	\$16,764	15%	\$115	\$115	\$231	\$682	\$773	\$451
CSQV 60x120 (1 piece)	2	\$11,069	\$12,176	\$12,729	15%	\$115	\$115	\$231	\$682	\$773	\$451
CSQV 60x144 (1 piece)	2	\$12,490	\$13,739	\$14,363	15%	\$115	\$115	\$231	\$682	\$773	\$451
CSQV 60x168 (2 pieces)	3	\$15,889	\$17,478	\$18,273	15%	\$115	\$115	\$231	\$682	\$773	\$451
CSQV 60x192 (2 pieces)	3	\$17,310	\$19,041	\$19,907	15%	\$115	\$115	\$231	\$682	\$773	\$451
CSQV 60x240 (2 pieces)	4	\$22,138	\$24,351	\$25,458	15%	\$115	\$115	\$231	\$682	\$773	\$451
ARC RECTANGLE (ARC REC)											
CSQV 42x96	2	\$8,282	\$9,110	\$9,524	15%	\$115	\$115	\$231	\$682	\$773	\$451
CSQV 48x96	2	\$8,282	\$9,110	\$9,524	15%	\$115	\$115	\$231	\$682	\$773	\$451
CSQV 48x120 (1 piece)	2	\$9,767	\$10,743	\$11,232	15%	\$115	\$115	\$231	\$682	\$773	\$451
CSQV 48x144 (1 piece)	2	\$10,959	\$12,055	\$12,602	15%	\$115	\$115	\$231	\$682	\$773	\$451
CSQV 48x168 (2 pieces)	3	\$14,054	\$15,459	\$16,162	15%	\$115	\$115	\$231	\$682	\$773	\$451
CSQV 48x192 (2 pieces)	3	\$15,246	\$16,771	\$17,533	15%	\$115	\$115	\$231	\$682	\$773	\$451
CSQV 60x120 (1 piece)	2	\$11,582	\$12,741	\$13,320	15%	\$115	\$115	\$231	\$682	\$773	\$451
CSQV 60x144 (1 piece)	2	\$13,074	\$14,382	\$15,035	15%	\$115	\$115	\$231	\$682	\$773	\$451
CSQV 60x168 (2 pieces)	3	\$16,624	\$18,286	\$19,117	15%	\$115	\$115	\$231	\$682	\$773	\$451
CSQV 60x192 (2 pieces)	3	\$18,116	\$19,927	\$20,833	15%	\$115	\$115	\$231	\$682	\$773	\$451
CSQV 60x240 (2 pieces)	4	\$23,165	\$25,481	\$26,639	15%	\$115	\$115	\$231	\$682	\$773	\$451
RACETRACK (RAC)											



VOLUMA CONFERENCE TABLES - (VENEER)

SQUARE BASE - VENEER

	# of Bases	Edge Choice: Wood (Red Oak & Maple)			Wood Upgrade	OPTIONS					
		 V-12	 V-23	 V-19	Upgrade: Walnut / Mahogany / Cherry	 Grommet - Top	 Grommet - Bottom	 Two Grommets	 Accessory Door 10"x10"	 Accessory Door & Grommet Top	 SPECIAL HEIGHT
					ADD	Add Per Base	Add Per Base	Add Per Base	Add Per Base	Add Per Base	ADD
CSQV 42x84	2	\$10,633	\$11,696	\$12,228	15%	\$115	\$115	\$231	\$682	\$773	\$451
CSQV 42x96	2	\$10,865	\$11,951	\$12,494	15%	\$115	\$115	\$231	\$682	\$773	\$451
CSQV 48x96	2	\$8,434	\$9,278	\$9,699	15%	\$115	\$115	\$231	\$682	\$773	\$451
CSQV 48x120 (1 piece)	2	\$9,848	\$10,833	\$11,325	15%	\$115	\$115	\$231	\$682	\$773	\$451
CSQV 48x144 (1 piece)	2	\$10,983	\$12,082	\$12,631	15%	\$115	\$115	\$231	\$682	\$773	\$451
CSQV 60x144 (1 piece)	2	\$12,998	\$14,298	\$14,948	15%	\$115	\$115	\$231	\$682	\$773	\$451
CSQV 60x192 (2 pieces)	3	\$17,819	\$19,600	\$20,491	15%	\$115	\$115	\$231	\$682	\$773	\$451
CSQV 60x240 (2 pieces)	4	\$22,646	\$24,911	\$26,043	15%	\$115	\$115	\$231	\$682	\$773	\$451
BOAT (BOT)											
CSQV 42x54x120 (1 piece)	2	\$11,929	\$13,122	\$13,718	15%	\$115	\$115	\$231	\$682	\$773	\$451
CSQV 42x54x144 (1 piece)	2	\$12,506	\$13,756	\$14,382	15%	\$115	\$115	\$231	\$682	\$773	\$451
CSQV 48x60x192 (2 pieces)	3	\$16,976	\$18,673	\$19,522	15%	\$115	\$115	\$231	\$682	\$773	\$451
CSQV 48x60x240 (2 pieces)	3	\$19,727	\$21,700	\$22,686	15%	\$115	\$115	\$231	\$682	\$773	\$451
ARC BOAT (ARCBOT)											
CSQV 42x54x120 (1 piece)	2	\$12,409	\$13,650	\$14,271	15%	\$115	\$115	\$231	\$682	\$773	\$451
CSQV 42x54x144 (1 piece)	2	\$13,015	\$14,317	\$14,967	15%	\$115	\$115	\$231	\$682	\$773	\$451
CSQV 48x60x192 (2 pieces)	3	\$17,765	\$19,541	\$20,429	15%	\$115	\$115	\$231	\$682	\$773	\$451
CSQV 48x60x240 (2 pieces)	3	\$20,653	\$22,719	\$23,751	15%	\$115	\$115	\$231	\$682	\$773	\$451
OVAL (OVL)											
CSQV 42x96	2	\$9,033	\$9,937	\$10,388	15%	\$115	\$115	\$231	\$682	\$773	\$451
CSQV 48x96	2	\$9,033	\$9,937	\$10,388	15%	\$115	\$115	\$231	\$682	\$773	\$451
CSQV 48x120 (1 piece)	2	\$10,719	\$11,791	\$12,326	15%	\$115	\$115	\$231	\$682	\$773	\$451
CSQV 48x144 (1 piece)	2	\$12,133	\$13,346	\$13,952	15%	\$115	\$115	\$231	\$682	\$773	\$451
CSQV 60x120 (1 piece)	2	\$12,796	\$14,076	\$14,716	15%	\$115	\$115	\$231	\$682	\$773	\$451
CSQV 60x144 (1 piece)	2	\$14,558	\$16,014	\$16,742	15%	\$115	\$115	\$231	\$682	\$773	\$451

VOLUMA CONFERENCE TABLES - (LAMINATE - PVC EDGE)

HALF CYLINDER BASE - LAMINATE















	# of Bases	Edge Choice: PVC & T-Mold				Laminate Upgrades		Light Weight	OPTIONS					
		T-15 P-10 (self) L-15	L-18 L-21 P-12	P-14	PK-2 PK-4 L-23	Laminate Upgrade I ADD	Laminate Upgrade II ADD	Light Weight (PVC only - 1" top) ADD	Grommet - Top Add Per Base	Grommet - Bottom Add Per Base	Two Grommets Add Per Base	Accessory Door 10" x 10" Add Per Base	Accessory Door & Grommet Top Add Per Base	SPECIAL HEIGHT ADD
RECTANGLE (REC)														
CH 36x96	2	\$3,231	\$3,393	\$3,554	\$242	\$646	\$565	\$115	\$115	\$231	\$682	\$773	\$451	
CH 36x120 (1 piece)	2	\$3,412	\$3,582	\$3,753	\$256	\$682	\$597	\$115	\$115	\$231	\$682	\$773	\$451	
CH 42x96	2	\$3,339	\$3,506	\$3,673	\$250	\$668	\$584	\$115	\$115	\$231	\$682	\$773	\$451	
CH 42x120 (1 piece)	2	\$3,545	\$3,723	\$3,900	\$266	\$709	\$620	\$115	\$115	\$231	\$682	\$773	\$451	
CH 48x96	2	\$3,448	\$3,620	\$3,792	\$259	\$690	\$603	\$115	\$115	\$231	\$682	\$773	\$451	
CH 48x120 (1 piece)	2	\$3,679	\$3,863	\$4,047	\$276	\$736	\$644	\$115	\$115	\$231	\$682	\$773	\$451	
CH 60x96	2	\$3,874	\$4,067	\$4,261	\$291	\$775	\$678	\$115	\$115	\$231	\$682	\$773	\$451	
CH 60x120 (1 piece)	2	\$4,155	\$4,363	\$4,571	\$312	\$831	\$727	\$115	\$115	\$231	\$682	\$773	\$451	
ARC RECTANGLE (ARC REC)														
CH 36x96	2	\$3,393	\$3,562	\$3,732	\$254	\$679	\$594	\$115	\$115	\$231	\$682	\$773	\$451	
CH 36x120 (1 piece)	2	\$3,582	\$3,761	\$3,941	\$269	\$716	\$627	\$115	\$115	\$231	\$682	\$773	\$451	
CH 42x96	2	\$3,506	\$3,682	\$3,857	\$263	\$701	\$614	\$115	\$115	\$231	\$682	\$773	\$451	
CH 42x120 (1 piece)	2	\$3,723	\$3,909	\$4,095	\$279	\$745	\$651	\$115	\$115	\$231	\$682	\$773	\$451	
CH 48x96	2	\$3,620	\$3,801	\$3,982	\$272	\$724	\$634	\$115	\$115	\$231	\$682	\$773	\$451	
CH 48x120 (1 piece)	2	\$3,863	\$4,056	\$4,249	\$290	\$773	\$676	\$115	\$115	\$231	\$682	\$773	\$451	
CH 60x96	2	\$4,067	\$4,271	\$4,474	\$305	\$813	\$712	\$115	\$115	\$231	\$682	\$773	\$451	
CH 60x120 (1 piece)	2	\$4,363	\$4,581	\$4,799	\$327	\$873	\$764	\$115	\$115	\$231	\$682	\$773	\$451	
RACETRACK (RAC)														
CH 42x96	2	\$3,420	\$3,591	\$3,762	\$257	\$684	\$599	\$115	\$115	\$231	\$682	\$773	\$451	
CH 42x120 (1 piece)	2	\$3,626	\$3,807	\$3,989	\$272	\$725	\$635	\$115	\$115	\$231	\$682	\$773	\$451	
CH 48x96	2	\$3,529	\$3,705	\$3,881	\$265	\$706	\$618	\$115	\$115	\$231	\$682	\$773	\$451	
CH 48x120 (1 piece)	2	\$3,760	\$3,948	\$4,136	\$282	\$752	\$658	\$115	\$115	\$231	\$682	\$773	\$451	
BOAT (BOT)														
CH 42x54x120 (1 piece)	2	\$3,893	\$4,088	\$4,283	\$292	\$779	\$681	\$115	\$115	\$231	\$682	\$773	\$451	
ARC BOAT (ARCBOT)														
CH 42x54x120 (1 piece)	2	\$4,088	\$4,292	\$4,497	\$307	\$818	\$715	\$115	\$115	\$231	\$682	\$773	\$451	
OVAL (OVL)														
CH 42x96	2	\$3,420	\$3,591	\$3,762	\$257	\$684	\$599	\$115	\$115	\$231	\$682	\$773	\$451	
CH 48x96	2	\$3,529	\$3,705	\$3,881	\$265	\$706	\$618	\$115	\$115	\$231	\$682	\$773	\$451	
CH 48x120 (1 piece)	2	\$3,760	\$3,948	\$4,136	\$282	\$752	\$658	\$115	\$115	\$231	\$682	\$773	\$451	
CH 60x120 (1 piece)	2	\$4,236	\$4,448	\$4,660	\$318	\$847	\$741	\$115	\$115	\$231	\$682	\$773	\$451	

VOLUMA CONFERENCE TABLES - (LAMINATE - WOOD EDGE)

HALF CYLINDER BASE - LAMINATE








	# of Bases	Edge Choice: Wood (Red Oak & Maple)			Wood Upgrade	OPTIONS					
		 W-12	 W-23	 W-19	Upgrade: Walnut / Mahogany / Cherry	Grommet - Top	Grommet - Bottom	Two Grommets	Accessory Door 10" x 10"	Accessory Door & Grommet Top	SPECIAL HEIGHT
		 W-18	 W-17	ADD		Add Per Base	Add Per Base	Add Per Base	Add Per Base	Add Per Base	ADD
		 W-16	 W-32								
RECTANGLE (REC)											
CH 36x96	2	\$4,847	\$5,654	\$6,462	15%	\$115	\$115	\$231	\$682	\$773	\$451
CH 36x120 (1 piece)	2	\$5,118	\$5,971	\$6,824	15%	\$115	\$115	\$231	\$682	\$773	\$451
CH 42x96	2	\$6,261	\$7,514	\$8,349	15%	\$115	\$115	\$231	\$682	\$773	\$451
CH 42x120 (1 piece)	2	N/A	N/A	N/A	N/A	\$115	\$115	\$231	\$682	\$773	\$451
CH 48x96	2	\$6,464	\$7,757	\$8,619	15%	\$115	\$115	\$231	\$682	\$773	\$451
CH 48x120 (1 piece)	2	\$6,898	\$8,277	\$9,197	15%	\$115	\$115	\$231	\$682	\$773	\$451
CH 60x96	2	\$7,263	\$8,716	\$9,684	15%	\$115	\$115	\$231	\$682	\$773	\$451
CH 60x120 (1 piece)	2	\$7,791	\$9,349	\$10,388	15%	\$115	\$115	\$231	\$682	\$773	\$451
ARC RECTANGLE (ARC REC)											
CH 36x96	2	\$6,361	\$7,634	\$8,482	15%	\$115	\$115	\$231	\$682	\$773	\$451
CH 36x120 (1 piece)	2	\$6,717	\$8,060	\$8,956	15%	\$115	\$115	\$231	\$682	\$773	\$451
CH 42x96	2	\$6,574	\$7,889	\$8,766	15%	\$115	\$115	\$231	\$682	\$773	\$451
CH 42x120 (1 piece)	2	\$6,980	\$8,376	\$9,306	15%	\$115	\$115	\$231	\$682	\$773	\$451
CH 48x96	2	\$6,788	\$8,145	\$9,050	15%	\$115	\$115	\$231	\$682	\$773	\$451
CH 48x120 (1 piece)	2	\$7,243	\$8,691	\$9,657	15%	\$115	\$115	\$231	\$682	\$773	\$451
CH 60x96	2	\$7,626	\$9,151	\$10,168	15%	\$115	\$115	\$231	\$682	\$773	\$451
CH 60x120 (1 piece)	2	\$8,181	\$9,817	\$10,907	15%	\$115	\$115	\$231	\$682	\$773	\$451
RACETRACK (RAC)											
CH 42x96	2	\$6,413	\$7,696	\$8,551	15%	\$115	\$115	\$231	\$682	\$773	\$451
CH 42x120 (1 piece)	2	\$6,799	\$8,159	\$9,065	15%	\$115	\$115	\$231	\$682	\$773	\$451
CH 48x96	2	\$6,616	\$7,939	\$8,821	15%	\$115	\$115	\$231	\$682	\$773	\$451
CH 48x120 (1 piece)	2	\$7,050	\$8,459	\$9,399	15%	\$115	\$115	\$231	\$682	\$773	\$451
BOAT (BOT)											
CH 42x54x120 (1 piece)	2	\$7,300	\$8,760	\$9,733	15%	\$115	\$115	\$231	\$682	\$773	\$451
ARC BOAT (ARCBOT)											
CH 42x54x120 (1 piece)	2	\$7,665	\$9,198	\$10,220	15%	\$115	\$115	\$231	\$682	\$773	\$451
OVAL (OVL)											
CH 42x96	2	\$6,413	\$7,696	\$8,551	15%	\$115	\$115	\$231	\$682	\$773	\$451
CH 48x96	2	\$6,616	\$7,939	\$8,821	15%	\$115	\$115	\$231	\$682	\$773	\$451
CH 48x120 (1 piece)	2	\$7,050	\$8,459	\$9,399	15%	\$115	\$115	\$231	\$682	\$773	\$451
CH 60x120 (1 piece)	2	\$7,943	\$9,531	\$10,590	15%	\$115	\$115	\$231	\$682	\$773	\$451

VOLUMA CONFERENCE TABLES - (VENEER)


HALF CYLINDER BASE - LAMINATE



	# of Bases	Edge Choice: Wood (Red Oak & Maple)			Wood Upgrade	OPTIONS					
					Upgrade: Walnut / Mahogany / Cherry	Grommet - Top	Grommet - Bottom	Two Grommets	Accessory Door 10" x 10"	Accessory Door & Grommet Top	SPECIAL HEIGHT
		V-12	V-23 	V-19 	ADD	Add Per Base	Add Per Base	Add Per Base	Add Per Base	Add Per Base	ADD
RECTANGLE (REC)											
CH 36x96	2	\$6,729	\$7,402	\$7,739	15%	\$115	\$115	\$231	\$682	\$773	\$451
CH 36x120 (1 piece)	2	\$6,729	\$7,402	\$7,739	15%	\$115	\$115	\$231	\$682	\$773	\$451
CH 42x96	2	\$6,729	\$7,402	\$7,739	15%	\$115	\$115	\$231	\$682	\$773	\$451
CH 42x120 (1 piece)	2	\$6,729	\$7,402	\$7,739	N/A	\$115	\$115	\$231	\$682	\$773	\$451
CH 48x96	2	\$6,729	\$7,402	\$7,739	15%	\$115	\$115	\$231	\$682	\$773	\$451
CH 48x120 (1 piece)	2	\$8,143	\$8,958	\$9,365	15%	\$115	\$115	\$231	\$682	\$773	\$451
CH 60x96	2	\$8,363	\$9,200	\$9,618	15%	\$115	\$115	\$231	\$682	\$773	\$451
CH 60x120 (1 piece)	2	\$9,784	\$10,763	\$11,252	15%	\$115	\$115	\$231	\$682	\$773	\$451
ARC RECTANGLE (ARC REC)											
CH 36x96	2	\$7,066	\$7,772	\$8,126	15%	\$115	\$115	\$231	\$682	\$773	\$451
CH 36x120 (1 piece)	2	\$7,066	\$7,772	\$8,126	15%	\$115	\$115	\$231	\$682	\$773	\$451
CH 42x96	2	\$7,066	\$7,772	\$8,126	15%	\$115	\$115	\$231	\$682	\$773	\$451
CH 42x120 (1 piece)	2	\$8,550	\$9,405	\$9,833	15%	\$115	\$115	\$231	\$682	\$773	\$451
CH 48x96	2	\$7,066	\$7,772	\$8,126	15%	\$115	\$115	\$231	\$682	\$773	\$451
CH 48x120 (1 piece)	2	\$8,550	\$9,405	\$9,833	15%	\$115	\$115	\$231	\$682	\$773	\$451
CH 60x96	2	\$8,782	\$9,660	\$10,099	15%	\$115	\$115	\$231	\$682	\$773	\$451
CH 60x120 (1 piece)	2	\$10,273	\$11,301	\$11,814	15%	\$115	\$115	\$231	\$682	\$773	\$451
RACETRACK (RAC)											
CH 42x96	2	\$6,841	\$7,525	\$7,867	15%	\$115	\$115	\$231	\$682	\$773	\$451
CH 42x120 (1 piece)	2	\$7,252	\$7,978	\$8,340	15%	\$115	\$115	\$231	\$682	\$773	\$451
CH 48x96	2	\$7,238	\$7,962	\$8,323	15%	\$115	\$115	\$231	\$682	\$773	\$451
CH 48x120 (1 piece)	2	\$8,652	\$9,517	\$9,949	15%	\$115	\$115	\$231	\$682	\$773	\$451
BOAT (BOT)											
CH 42x54x120 (1 piece)	2	\$7,787	\$8,565	\$8,955	15%	\$115	\$115	\$231	\$682	\$773	\$451
ARC BOAT (ARCBOT)											
CH 42x54x120 (1 piece)	2	\$8,176	\$8,994	\$9,402	15%	\$115	\$115	\$231	\$682	\$773	\$451
OVAL (OVL)											
CH 42x96	2	\$7,837	\$8,620	\$9,012	15%	\$115	\$115	\$231	\$682	\$773	\$451
CH 48x96	2	\$7,837	\$8,620	\$9,012	15%	\$115	\$115	\$231	\$682	\$773	\$451
CH 48x120 (1 piece)	2	\$9,522	\$10,474	\$10,951	15%	\$115	\$115	\$231	\$682	\$773	\$451
CH 60x120 (1 piece)	2	\$11,512	\$12,663	\$13,238	15%	\$115	\$115	\$231	\$682	\$773	\$451

VOLUMA CONFERENCE TABLES - (LAMINATE - PVC EDGE)

HALF CYLINDER BASE - VENEER










	# of Bases	Edge Choice: PVC & T-Mold				Laminate Upgrades		Light Weight	OPTIONS					SPECIAL HEIGHT
		T-15	L-18	P-14	PK-2	Laminate Upgrade I	Laminate Upgrade II	Light Weight (PVC only - 1" top)	Grommet - Top	Grommet - Bottom	Two Grommets	Accessory Door 10" x 10"	Accessory Door & Grommet Top	
		P-10 (self)	L-21		PK-4	ADD	ADD	ADD	Add Per Base	Add Per Base	Add Per Base	Add Per Base	Add Per Base	
RECTANGLE (REC)														
CHV 36x96	2	\$4,068	\$4,272	\$4,475	\$305	\$814	\$712	\$115	\$115	\$231	\$682	\$773	\$451	
CHV 36x120 (1 piece)	2	\$4,249	\$4,461	\$4,674	\$319	\$850	\$744	\$115	\$115	\$231	\$682	\$773	\$451	
CHV 42x96	2	\$4,176	\$4,385	\$4,594	\$313	\$835	\$731	\$115	\$115	\$231	\$682	\$773	\$451	
CHV 42x120 (1 piece)	2	\$4,382	\$4,601	\$4,821	\$329	\$876	\$767	\$115	\$115	\$231	\$682	\$773	\$451	
CHV 48x96	2	\$4,285	\$4,499	\$4,713	\$321	\$857	\$750	\$115	\$115	\$231	\$682	\$773	\$451	
CHV 48x120 (1 piece)	2	\$4,516	\$4,742	\$4,967	\$339	\$903	\$790	\$115	\$115	\$231	\$682	\$773	\$451	
CHV 60x96	2	\$4,738	\$4,975	\$5,212	\$355	\$948	\$829	\$115	\$115	\$231	\$682	\$773	\$451	
CHV 60x120 (1 piece)	2	\$5,020	\$5,271	\$5,522	\$377	\$1,004	\$879	\$115	\$115	\$231	\$682	\$773	\$451	
ARC RECTANGLE (ARC REC)														
CHV 36x96	2	\$4,272	\$4,485	\$4,699	\$320	\$854	\$748	\$115	\$115	\$231	\$682	\$773	\$451	
CHV 36x120 (1 piece)	2	\$4,461	\$4,684	\$4,907	\$335	\$892	\$781	\$115	\$115	\$231	\$682	\$773	\$451	
CHV 42x96	2	\$4,385	\$4,604	\$4,824	\$329	\$877	\$767	\$115	\$115	\$231	\$682	\$773	\$451	
CHV 42x120 (1 piece)	2	\$4,601	\$4,831	\$5,062	\$345	\$920	\$805	\$115	\$115	\$231	\$682	\$773	\$451	
CHV 48x96	2	\$4,499	\$4,724	\$4,949	\$337	\$900	\$787	\$115	\$115	\$231	\$682	\$773	\$451	
CHV 48x120 (1 piece)	2	\$4,742	\$4,979	\$5,216	\$356	\$948	\$830	\$115	\$115	\$231	\$682	\$773	\$451	
CHV 60x96	2	\$4,975	\$5,224	\$5,473	\$373	\$995	\$871	\$115	\$115	\$231	\$682	\$773	\$451	
CHV 60x120 (1 piece)	2	\$5,271	\$5,535	\$5,798	\$395	\$1,054	\$922	\$115	\$115	\$231	\$682	\$773	\$451	
RACETRACK (RAC)														
CHV 42x96	2	\$4,257	\$4,470	\$4,683	\$319	\$851	\$745	\$115	\$115	\$231	\$682	\$773	\$451	
CHV 42x120 (1 piece)	2	\$4,463	\$4,686	\$4,909	\$335	\$893	\$781	\$115	\$115	\$231	\$682	\$773	\$451	
CHV 48x96	2	\$4,366	\$4,584	\$4,802	\$327	\$873	\$764	\$115	\$115	\$231	\$682	\$773	\$451	
CHV 48x120 (1 piece)	2	\$4,597	\$4,827	\$5,056	\$345	\$919	\$804	\$115	\$115	\$231	\$682	\$773	\$451	
BOAT (BOT)														
CHV 42x54x120 (1 piece)	2	\$4,730	\$4,967	\$5,203	\$355	\$946	\$828	\$115	\$115	\$231	\$682	\$773	\$451	
ARC BOAT (ARCBOT)														
CHV 42x54x120 (1 piece)	2	\$4,967	\$5,215	\$5,463	\$373	\$993	\$869	\$115	\$115	\$231	\$682	\$773	\$451	
OVAL (OVL)														
CHV 42x96	2	\$4,257	\$4,470	\$4,683	\$319	\$851	\$745	\$115	\$115	\$231	\$682	\$773	\$451	
CHV 48x96	2	\$4,366	\$4,584	\$4,802	\$327	\$873	\$764	\$115	\$115	\$231	\$682	\$773	\$451	
CHV 48x120 (1 piece)	2	\$4,597	\$4,827	\$5,056	\$345	\$919	\$804	\$115	\$115	\$231	\$682	\$773	\$451	
CHV 60x120 (1 piece)	2	\$5,101	\$5,356	\$5,611	\$383	\$1,020	\$893	\$115	\$115	\$231	\$682	\$773	\$451	

VOLUMA CONFERENCE TABLES - (LAMINATE - WOOD EDGE)

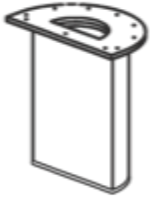
HALF CYLINDER BASE - VENEER








	# of Bases	Edge Choice: Wood (Red Oak & Maple)			Wood Upgrade	OPTIONS					
					Upgrade: Walnut / Mahogany / Cherry	Grommet - Top	Grommet - Bottom	Two Grommets	Accessory Door 10" x 10"	Accessory Door & Grommet Top	SPECIAL HEIGHT
							ADD	Add Per Base	Add Per Base	Add Per Base	Add Per Base
RECTANGLE (REC)											
CHV 36x96	2	\$6,102	\$7,119	\$8,136	15%	\$115	\$115	\$231	\$682	\$773	\$451
CHV 36x120 (1 piece)	2	\$6,373	\$7,435	\$8,498	15%	\$115	\$115	\$231	\$682	\$773	\$451
CHV 42x96	2	\$7,831	\$9,397	\$10,441	15%	\$115	\$115	\$231	\$682	\$773	\$451
CHV 42x120 (1 piece)	2	N/A	N/A	N/A	N/A	\$115	\$115	\$231	\$682	\$773	\$451
CHV 48x96	2	\$8,034	\$9,641	\$10,712	15%	\$115	\$115	\$231	\$682	\$773	\$451
CHV 48x120 (1 piece)	2	\$8,467	\$10,161	\$11,290	15%	\$115	\$115	\$231	\$682	\$773	\$451
CHV 60x96	2	\$8,885	\$10,662	\$11,846	15%	\$115	\$115	\$231	\$682	\$773	\$451
CHV 60x120 (1 piece)	2	\$9,413	\$11,295	\$12,550	15%	\$115	\$115	\$231	\$682	\$773	\$451
ARC RECTANGLE (ARC REC)											
CHV 36x96	2	\$8,009	\$9,611	\$10,679	15%	\$115	\$115	\$231	\$682	\$773	\$451
CHV 36x120 (1 piece)	2	\$8,365	\$10,038	\$11,153	15%	\$115	\$115	\$231	\$682	\$773	\$451
CHV 42x96	2	\$8,222	\$9,867	\$10,963	15%	\$115	\$115	\$231	\$682	\$773	\$451
CHV 42x120 (1 piece)	2	\$8,628	\$10,353	\$11,504	15%	\$115	\$115	\$231	\$682	\$773	\$451
CHV 48x96	2	\$8,436	\$10,123	\$11,247	15%	\$115	\$115	\$231	\$682	\$773	\$451
CHV 48x120 (1 piece)	2	\$8,891	\$10,669	\$11,854	15%	\$115	\$115	\$231	\$682	\$773	\$451
CHV 60x96	2	\$9,329	\$11,195	\$12,438	15%	\$115	\$115	\$231	\$682	\$773	\$451
CHV 60x120 (1 piece)	2	\$9,883	\$11,860	\$13,178	15%	\$115	\$115	\$231	\$682	\$773	\$451
RACETRACK (RAC)											
CHV 42x96	2	\$7,982	\$9,579	\$10,643	15%	\$115	\$115	\$231	\$682	\$773	\$451
CHV 42x120 (1 piece)	2	\$8,368	\$10,042	\$11,158	15%	\$115	\$115	\$231	\$682	\$773	\$451
CHV 48x96	2	\$8,185	\$9,823	\$10,914	15%	\$115	\$115	\$231	\$682	\$773	\$451
CHV 48x120 (1 piece)	2	\$8,619	\$10,343	\$11,492	15%	\$115	\$115	\$231	\$682	\$773	\$451
BOAT (BOT)											
CHV 42x54x120 (1 piece)	2	\$8,869	\$10,643	\$11,826	15%	\$115	\$115	\$231	\$682	\$773	\$451
ARC BOAT (ARCBOT)											
CHV 42x54x120 (1 piece)	2	\$9,313	\$11,175	\$12,417	15%	\$115	\$115	\$231	\$682	\$773	\$451
OVAL (OVL)											
CHV 42x96	2	\$7,982	\$9,579	\$10,643	15%	\$115	\$115	\$231	\$682	\$773	\$451
CHV 48x96	2	\$8,185	\$9,823	\$10,914	15%	\$115	\$115	\$231	\$682	\$773	\$451
CHV 48x120 (1 piece)	2	\$8,619	\$10,343	\$11,492	15%	\$115	\$115	\$231	\$682	\$773	\$451
CHV 60x120 (1 piece)	2	\$9,564	\$11,477	\$12,752	15%	\$115	\$115	\$231	\$682	\$773	\$451

VOLUMA CONFERENCE TABLES - (VENEER)

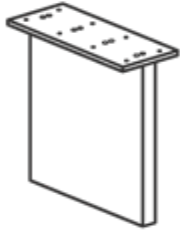
HALF CYLINDER BASE - VENEER



	# of Bases	Edge Choice: Wood (Red Oak & Maple)			Wood Upgrade	OPTIONS					SPECIAL HEIGHT
					Upgrade: Walnut / Mahogany / Cherry	Grommet - Top	Grommet - Bottom	Two Grommets	Accessory Door 10" x 10"	Accessory Door & Grommet Top	
				ADD		Add Per Base	Add Per Base	Add Per Base	Add Per Base	Add Per Base	
RECTANGLE (REC)											
CHV 36x96	2	\$6,545	\$7,199	\$7,526	15%	\$115	\$115	\$231	\$682	\$773	\$451
CHV 36x120 (1 piece)	2	\$7,610	\$8,371	\$8,752	15%	\$115	\$115	\$231	\$682	\$773	\$451
CHV 42x96	2	\$7,610	\$8,371	\$8,752	15%	\$115	\$115	\$231	\$682	\$773	\$451
CHV 42x120 (1 piece)	2	\$7,610	\$8,371	\$8,752	N/A	\$115	\$115	\$231	\$682	\$773	\$451
CHV 48x96	2	\$7,610	\$8,371	\$8,752	15%	\$115	\$115	\$231	\$682	\$773	\$451
CHV 48x120 (1 piece)	2	\$9,024	\$9,927	\$10,378	15%	\$115	\$115	\$231	\$682	\$773	\$451
CHV 60x96	2	\$9,274	\$10,201	\$10,665	15%	\$115	\$115	\$231	\$682	\$773	\$451
CHV 60x120 (1 piece)	2	\$10,695	\$11,764	\$12,299	15%	\$115	\$115	\$231	\$682	\$773	\$451
ARC RECTANGLE (ARC REC)											
CHV 36x96	2	\$6,872	\$7,559	\$7,903	15%	\$115	\$115	\$231	\$682	\$773	\$451
CHV 36x120 (1 piece)	2	\$7,984	\$8,782	\$9,181	15%	\$115	\$115	\$231	\$682	\$773	\$451
CHV 42x96	2	\$7,991	\$8,790	\$9,190	15%	\$115	\$115	\$231	\$682	\$773	\$451
CHV 42x120 (1 piece)	2	\$9,475	\$10,423	\$10,897	15%	\$115	\$115	\$231	\$682	\$773	\$451
CHV 48x96	2	\$7,991	\$8,790	\$9,190	15%	\$115	\$115	\$231	\$682	\$773	\$451
CHV 48x120 (1 piece)	2	\$9,475	\$10,423	\$10,897	15%	\$115	\$115	\$231	\$682	\$773	\$451
CHV 60x96	2	\$9,738	\$10,711	\$11,198	15%	\$115	\$115	\$231	\$682	\$773	\$451
CHV 60x120 (1 piece)	2	\$11,229	\$12,352	\$12,914	15%	\$115	\$115	\$231	\$682	\$773	\$451
RACETRACK (RAC)											
CHV 42x96	2	\$8,089	\$8,898	\$9,302	15%	\$115	\$115	\$231	\$682	\$773	\$451
CHV 42x120 (1 piece)	2	\$8,480	\$9,328	\$9,752	15%	\$115	\$115	\$231	\$682	\$773	\$451
CHV 48x96	2	\$8,119	\$8,931	\$9,337	15%	\$115	\$115	\$231	\$682	\$773	\$451
CHV 48x120 (1 piece)	2	\$9,533	\$10,486	\$10,963	15%	\$115	\$115	\$231	\$682	\$773	\$451
BOAT (BOT)											
CHV 42x54x120 (1 piece)	2	\$8,988	\$9,886	\$10,336	15%	\$115	\$115	\$231	\$682	\$773	\$451
ARC BOAT (ARCBOT)											
CHV 42x54x120 (1 piece)	2	\$9,437	\$10,381	\$10,852	15%	\$115	\$115	\$231	\$682	\$773	\$451
OVAL (OVL)											
CHV 42x96	2	\$8,718	\$9,590	\$10,025	15%	\$115	\$115	\$231	\$682	\$773	\$451
CHV 48x96	2	\$8,718	\$9,590	\$10,025	15%	\$115	\$115	\$231	\$682	\$773	\$451
CHV 48x120 (1 piece)	2	\$10,403	\$11,444	\$11,964	15%	\$115	\$115	\$231	\$682	\$773	\$451
CHV 60x120 (1 piece)	2	\$12,422	\$13,664	\$14,285	15%	\$115	\$115	\$231	\$682	\$773	\$451

VOLUMA CONFERENCE TABLES - (LAMINATE - PVC & WOOD EDGE)

FLAT PANEL BASE - LAMINATE



Edge Choice: PVC & T-Mold				Edge Choice: Wood (Red Oak & Maple)			Wood Upgrade	Laminate Upgrades		Options		Light Weight
							Upgrade: Walnut / Mahogany/Cherr	Laminate Upgrade I	Laminate Upgrade II	SPECIAL HEIGHT	WIRE PATH	Light Weight (PVC only - 1" top)
					ADD	ADD		ADD	ADD	ADD		

RECTANGLE (REC)

CP 42x96	\$2,708	\$2,843	\$2,979	\$5,077	\$6,093	\$6,770	15%	\$203	\$542	\$451	\$371	\$474
CP 48x96	\$2,816	\$2,957	\$3,098	\$5,280	\$6,336	\$7,040	15%	\$211	\$563	\$451	\$371	\$493
CP 48x120 (1 piece)	\$3,903	\$4,099	\$4,294	\$7,319	\$8,783	\$9,758	15%	\$293	\$781	\$451	\$371	\$683
CP 48x144 (1 piece)	\$4,134	\$4,341	\$4,548	\$7,752	\$9,303	\$10,336	15%	\$310	\$827	\$451	\$371	\$724
CP 48x168 (2 pieces)	\$5,222	\$5,483	\$5,744	\$9,791	\$11,749	\$13,054	15%	\$392	\$1,044	\$451	\$371	\$914
CP 48x192 (2 pieces)	\$5,453	\$5,725	\$5,998	\$10,224	\$12,269	\$13,632	15%	\$409	\$1,091	\$451	\$371	\$954
CP 60x120 (1 piece)	\$4,170	\$4,379	\$4,587	\$7,820	\$9,384	\$10,426	15%	\$313	\$834	\$451	\$371	\$730
CP 60x144 (1 piece)	\$4,452	\$4,675	\$4,897	\$8,348	\$10,017	\$11,130	15%	\$334	\$890	\$451	\$371	\$779
CP 60x168 (2 pieces)	\$5,590	\$5,869	\$6,149	\$10,481	\$12,577	\$13,974	15%	\$419	\$1,118	\$451	\$371	\$978
CP 60x192 (2 pieces)	\$5,871	\$6,165	\$6,459	\$11,009	\$13,211	\$14,679	15%	\$440	\$1,174	\$451	\$371	\$1,028
CP 60x240 (2 pieces)	\$6,435	\$6,757	\$7,078	\$12,065	\$14,478	\$16,087	15%	\$483	\$1,287	\$451	\$371	\$1,126

ARC RECTANGLE (ARC REC)

CP 42x96	\$2,843	\$2,985	\$3,128	\$5,331	\$6,397	\$7,108	15%	\$213	\$569	\$451	\$371	\$498
CP 48x96	\$2,957	\$3,105	\$3,253	\$5,544	\$6,653	\$7,392	15%	\$222	\$591	\$451	\$371	\$517
CP 48x120 (1 piece)	\$4,099	\$4,303	\$4,508	\$7,685	\$9,222	\$10,246	15%	\$307	\$820	\$451	\$371	\$717
CP 48x144 (1 piece)	\$4,341	\$4,558	\$4,775	\$8,140	\$9,768	\$10,853	15%	\$326	\$868	\$451	\$371	\$760
CP 48x168 (2 pieces)	\$5,483	\$5,757	\$6,031	\$10,280	\$12,336	\$13,707	15%	\$411	\$1,097	\$451	\$371	\$959
CP 48x192 (2 pieces)	\$5,725	\$6,012	\$6,298	\$10,735	\$12,882	\$14,314	15%	\$429	\$1,145	\$451	\$371	\$1,002
CP 60x120 (1 piece)	\$4,379	\$4,598	\$4,817	\$8,211	\$9,853	\$10,947	15%	\$328	\$876	\$451	\$371	\$766
CP 60x144 (1 piece)	\$4,675	\$4,908	\$5,142	\$8,765	\$10,518	\$11,687	15%	\$351	\$935	\$451	\$371	\$818
CP 60x168 (2 pieces)	\$5,869	\$6,163	\$6,456	\$11,005	\$13,206	\$14,673	15%	\$440	\$1,174	\$451	\$371	\$1,027
CP 60x192 (2 pieces)	\$6,165	\$6,473	\$6,782	\$11,559	\$13,871	\$15,413	15%	\$462	\$1,233	\$451	\$371	\$1,079
CP 60x240 (2 pieces)	\$6,757	\$7,094	\$7,432	\$12,668	\$15,202	\$16,891	15%	\$507	\$1,351	\$451	\$371	\$1,182

RACETRACK (RAC)

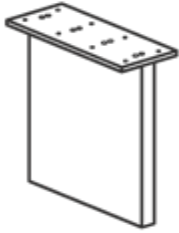
CP 42x84	\$2,686	\$2,820	\$2,954	\$5,036	\$6,043	\$6,714	15%	\$201	\$537	\$451	\$371	\$470
CP 42x96	\$2,789	\$2,928	\$3,068	\$5,229	\$6,275	\$6,972	15%	\$209	\$558	\$451	\$371	\$488
CP 48x96	\$2,897	\$3,042	\$3,187	\$5,432	\$6,518	\$7,243	15%	\$217	\$579	\$451	\$371	\$507
CP 48x120 (1 piece)	\$3,984	\$4,183	\$4,383	\$7,470	\$8,964	\$9,961	15%	\$299	\$797	\$451	\$371	\$697
CP 48x144 (1 piece)	\$4,215	\$4,426	\$4,637	\$7,904	\$9,485	\$10,538	15%	\$316	\$843	\$451	\$371	\$738
CP 60x144 (1 piece)	\$4,533	\$4,760	\$4,986	\$8,499	\$10,199	\$11,332	15%	\$340	\$907	\$451	\$371	\$793
CP 60x192 (2 pieces)	\$5,952	\$6,250	\$6,548	\$11,161	\$13,393	\$14,881	15%	\$446	\$1,190	\$451	\$371	\$1,042
CP 60x240 (2 pieces)	\$6,516	\$6,841	\$7,167	\$12,217	\$14,660	\$16,289	15%	\$489	\$1,303	\$451	\$371	\$1,140

BOAT (BOT)

CP 36x48x96	\$2,897	\$3,042	\$3,187	\$5,432	\$6,518	\$7,243	15%	\$217	\$579	\$451	\$371	\$507
CP 42x54x120 (1 piece)	\$4,118	\$4,324	\$4,530	\$7,721	\$9,265	\$10,294	15%	\$309	\$824	\$451	\$371	\$721

VOLUMA CONFERENCE TABLES - (LAMINATE - PVC & WOOD EDGE)

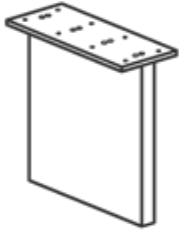
FLAT PANEL BASE - LAMINATE



		Edge Choice: PVC & T-Mold				Edge Choice: Wood (Red Oak & Maple)			Wood Upgrade	Laminate Upgrades		Options		Light Weight
		T-15	L-18	P-14	PK-2	W-12	W-23	W-19	Upgrade: Walnut / Mahogany/Cherr	Laminate Upgrade I	Laminate Upgrade II	SPECIAL HEIGHT	WIRE PATH	Light Weight (PVC only - 1" top)
		P-10 (self)	L-21		PK-4		W-18	W-17		ADD	ADD	ADD	ADD	
		L-15	P-12		L-23		W-16	W-32						
CP	42x54x144 (1 piece)	\$4,374	\$4,593	\$4,812	\$8,202	\$9,842	\$10,935	15%	\$328	\$875	\$451	\$371	\$765	
CP	48x60x192 (2 pieces)	\$5,952	\$6,250	\$6,548	\$11,161	\$13,393	\$14,881	15%	\$446	\$1,190	\$451	\$371	\$1,042	
CP	48x60x240 (2 pieces)	\$6,516	\$6,841	\$7,167	\$12,217	\$14,660	\$16,289	15%	\$489	\$1,303	\$451	\$371	\$1,140	
ARC BOAT (ARCBOT)														
CP	36x48x96	\$3,042	\$3,194	\$3,346	\$5,704	\$6,844	\$7,605	15%	\$228	\$608	\$451	\$371	\$532	
CP	42x54x120 (1 piece)	\$4,324	\$4,540	\$4,756	\$8,107	\$9,728	\$10,809	15%	\$324	\$865	\$451	\$371	\$757	
CP	42x54x144 (1 piece)	\$4,593	\$4,823	\$5,052	\$8,612	\$10,334	\$11,482	15%	\$344	\$919	\$451	\$371	\$804	
CP	48x60x192 (2 pieces)	\$6,250	\$6,562	\$6,875	\$11,719	\$14,062	\$15,625	15%	\$469	\$1,250	\$451	\$371	\$1,094	
CP	48x60x240 (2 pieces)	\$6,841	\$7,184	\$7,526	\$12,828	\$15,393	\$17,104	15%	\$513	\$1,368	\$451	\$371	\$1,197	
OVAL (OVL)														
CP	42x96	\$2,789	\$2,928	\$3,068	\$5,229	\$6,275	\$6,972	15%	\$209	\$558	\$451	\$371	\$488	
CP	48x96	\$2,897	\$3,042	\$3,187	\$5,432	\$6,518	\$7,243	15%	\$217	\$579	\$451	\$371	\$507	
CP	48x120 (1 piece)	\$3,128	\$3,285	\$3,441	\$5,865	\$7,038	\$7,820	15%	\$235	\$626	\$451	\$371	\$547	
CP	48x144 (1 piece)	\$4,215	\$4,426	\$4,637	\$7,904	\$9,485	\$10,538	15%	\$316	\$843	\$451	\$371	\$738	
CP	60x120 (1 piece)	\$3,395	\$3,565	\$3,735	\$6,366	\$7,639	\$8,488	15%	\$255	\$679	\$451	\$371	\$594	
CP	60x144 (1 piece)	\$4,533	\$4,760	\$4,986	\$8,499	\$10,199	\$11,332	15%	\$340	\$907	\$451	\$371	\$793	

VOLUMA CONFERENCE TABLES - (VENEER)

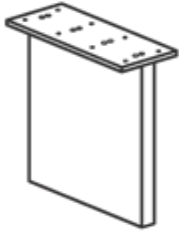
FLAT PANEL BASE - LAMINATE



		Edge Choice: Wood (Red Oak & Maple)			Wood Upgrade	Options	
		V-12	V-23 V-18 V-16	V-19 V-17 V-32	Upgrade: Walnut / Mahogany / Cherry	SPECIAL HEIGHT	WIRE PATH
					ADD	ADD	ADD
RECTANGLE (REC)							
CP	42x96	\$5,687	\$6,255	\$6,540	15%	\$451	\$371
CP	48x96	\$5,914	\$6,505	\$6,801	15%	\$451	\$371
CP	48x120 (1 piece)	\$8,379	\$9,217	\$9,636	15%	\$451	\$371
CP	48x144 (1 piece)	\$9,515	\$10,466	\$10,942	15%	\$451	\$371
CP	48x168 (2 pieces)	\$11,551	\$12,706	\$13,284	15%	\$451	\$371
CP	48x192 (2 pieces)	\$12,686	\$13,955	\$14,589	15%	\$451	\$371
CP	60x120 (1 piece)	\$9,800	\$10,780	\$11,270	15%	\$451	\$371
CP	60x144 (1 piece)	\$11,221	\$12,343	\$12,904	15%	\$451	\$371
CP	60x168 (2 pieces)	\$13,536	\$14,890	\$15,566	15%	\$451	\$371
CP	60x192 (2 pieces)	\$14,957	\$16,452	\$17,200	15%	\$451	\$371
CP	60x240 (2 pieces)	\$17,798	\$19,578	\$20,468	15%	\$451	\$371
ARC RECTANGLE (ARC REC)							
CP	42x96	\$5,971	\$6,568	\$6,866	15%	\$451	\$371
CP	48x96	\$6,210	\$6,831	\$7,141	15%	\$451	\$371
CP	48x120 (1 piece)	\$8,798	\$9,678	\$10,118	15%	\$451	\$371
CP	48x144 (1 piece)	\$9,990	\$10,990	\$11,489	15%	\$451	\$371
CP	48x168 (2 pieces)	\$12,129	\$13,341	\$13,948	15%	\$451	\$371
CP	48x192 (2 pieces)	\$13,321	\$14,653	\$15,319	15%	\$451	\$371
CP	60x120 (1 piece)	\$10,290	\$11,319	\$11,834	15%	\$451	\$371
CP	60x144 (1 piece)	\$11,782	\$12,960	\$13,549	15%	\$451	\$371
CP	60x168 (2 pieces)	\$14,213	\$15,634	\$16,345	15%	\$451	\$371
CP	60x192 (2 pieces)	\$15,705	\$17,275	\$18,060	15%	\$451	\$371
CP	60x240 (2 pieces)	\$18,688	\$20,557	\$21,492	15%	\$451	\$371
RACETRACK (RAC)							
CP	42x84	\$5,640	\$6,204	\$6,486	15%	\$451	\$371
CP	42x96	\$5,856	\$6,442	\$6,735	15%	\$451	\$371
CP	48x96	\$6,573	\$7,230	\$7,559	15%	\$451	\$371
CP	48x120 (1 piece)	\$8,888	\$9,777	\$10,221	15%	\$451	\$371
CP	48x144 (1 piece)	\$10,023	\$11,025	\$11,527	15%	\$451	\$371
CP	60x144 (1 piece)	\$11,730	\$12,902	\$13,489	15%	\$451	\$371
CP	60x192 (2 pieces)	\$15,465	\$17,012	\$17,785	15%	\$451	\$371
CP	60x240 (2 pieces)	\$18,307	\$20,138	\$21,053	15%	\$451	\$371
BOAT (BOT)							
CP	36x48x96	\$6,084	\$6,692	\$6,996	15%	\$451	\$371
CP	42x54x120 (1 piece)	\$8,647	\$9,512	\$9,944	15%	\$451	\$371

VOLUMA CONFERENCE TABLES - (VENEER)

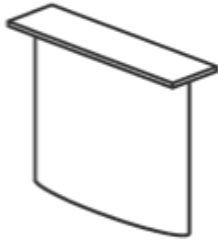
FLAT PANEL BASE - LAMINATE



		Edge Choice: Wood (Red Oak & Maple)			Wood Upgrade	Options	
		V-12	V-23	V-19	Upgrade: Walnut / Mahogany / Cherry	SPECIAL HEIGHT	WIRE PATH
		V-18	V-17	V-16			
CP	42x54x144 (1 piece)	\$9,186	\$10,104	\$10,564	15%	\$451	\$371
CP	48x60x192 (2 pieces)	\$12,500	\$13,750	\$14,375	15%	\$451	\$371
CP	48x60x240 (2 pieces)	\$13,683	\$15,051	\$15,735	15%	\$451	\$371
ARC BOAT (ARCBOT)							
CP	36x48x96	\$6,388	\$7,027	\$7,346	15%	\$451	\$371
CP	42x54x120 (1 piece)	\$9,080	\$9,988	\$10,442	15%	\$451	\$371
CP	42x54x144 (1 piece)	\$9,645	\$10,610	\$11,092	15%	\$451	\$371
CP	48x60x192 (2 pieces)	\$13,125	\$14,437	\$15,094	15%	\$451	\$371
CP	48x60x240 (2 pieces)	\$14,367	\$15,804	\$16,522	15%	\$451	\$371
OVAL (OVL)							
CP	42x96	\$7,172	\$7,889	\$8,248	15%	\$451	\$371
CP	48x96	\$7,172	\$7,889	\$8,248	15%	\$451	\$371
CP	48x120 (1 piece)	\$8,857	\$9,743	\$10,186	15%	\$451	\$371
CP	48x144 (1 piece)	\$11,172	\$12,290	\$12,848	15%	\$451	\$371
CP	60x120 (1 piece)	\$10,626	\$11,689	\$12,220	15%	\$451	\$371
CP	60x144 (1 piece)	\$13,290	\$14,619	\$15,283	15%	\$451	\$371

VOLUMA CONFERENCE TABLES - (LAMINATE - PVC & WOOD EDGE)

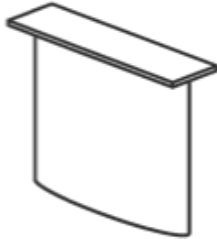
OVAL BASE - LAMINATE



		Edge Choice: PVC & T-Mold				Edge Choice: Wood (Red Oak & Maple)			Wood Upgrade	Laminate Upgrades		Option	Light Weight
		T-15	L-18	P-14	PK-2	W-12	W-23	W-19	Upgrade: Walnut / Mahogany / Cherry	Laminate Upgrade I	Laminate Upgrade II	SPECIAL HEIGHT	Light Weight (PVC only - 1" top)
		P-10 (self)	L-21		PK-4		W-18	W-17		ADD	ADD	ADD	
		L-15	P-12		L-23		W-16	W-32					
RECTANGLE (REC)													
CO	42x96	\$3,317	\$3,482	\$3,648	\$6,219	\$7,462	\$8,291	15%	\$249	\$663	\$451	\$580	
CO	48x96	\$3,425	\$3,596	\$3,767	\$6,422	\$7,706	\$8,562	15%	\$257	\$685	\$451	\$599	
CO	48x120 (1 piece)	\$4,816	\$5,057	\$5,298	\$9,031	\$10,837	\$12,041	15%	\$361	\$963	\$451	\$843	
CO	48x144 (1 piece)	\$5,048	\$5,300	\$5,552	\$9,464	\$11,357	\$12,619	15%	\$379	\$1,010	\$451	\$883	
CO	48x168 (2 pieces)	\$6,439	\$6,761	\$7,083	\$12,073	\$14,488	\$16,098	15%	\$483	\$1,288	\$451	\$1,127	
CO	48x192 (2 pieces)	\$6,670	\$7,004	\$7,337	\$12,507	\$15,008	\$16,676	15%	\$500	\$1,334	\$451	\$1,167	
CO	60x120 (1 piece)	\$5,084	\$5,338	\$5,592	\$9,532	\$11,438	\$12,709	15%	\$381	\$1,017	\$451	\$890	
CO	60x144 (1 piece)	\$5,365	\$5,633	\$5,902	\$10,060	\$12,072	\$13,413	15%	\$402	\$1,073	\$451	\$939	
CO	60x168 (2 pieces)	\$6,807	\$7,148	\$7,488	\$12,764	\$15,316	\$17,018	15%	\$511	\$1,361	\$451	\$1,191	
CO	60x192 (2 pieces)	\$7,089	\$7,443	\$7,798	\$13,292	\$15,950	\$17,722	15%	\$532	\$1,418	\$451	\$1,241	
CO	60x240 (2 pieces)	\$7,652	\$8,035	\$8,417	\$14,348	\$17,217	\$19,131	15%	\$574	\$1,530	\$451	\$1,339	
ARC RECTANGLE (ARC REC)													
CO	42x96	\$3,482	\$3,657	\$3,831	\$6,530	\$7,835	\$8,706	15%	\$261	\$696	\$451	\$609	
CO	48x96	\$3,596	\$3,776	\$3,956	\$6,743	\$8,091	\$8,990	15%	\$270	\$719	\$451	\$629	
CO	48x120 (1 piece)	\$5,057	\$5,310	\$5,563	\$9,482	\$11,379	\$12,643	15%	\$379	\$1,011	\$451	\$885	
CO	48x144 (1 piece)	\$5,300	\$5,565	\$5,830	\$9,937	\$11,925	\$13,250	15%	\$397	\$1,060	\$451	\$927	
CO	48x168 (2 pieces)	\$6,761	\$7,099	\$7,437	\$12,677	\$15,212	\$16,903	15%	\$507	\$1,352	\$451	\$1,183	
CO	48x192 (2 pieces)	\$7,004	\$7,354	\$7,704	\$13,132	\$15,758	\$17,509	15%	\$525	\$1,401	\$451	\$1,226	
CO	60x120 (1 piece)	\$5,338	\$5,605	\$5,871	\$10,008	\$12,010	\$13,344	15%	\$400	\$1,068	\$451	\$934	
CO	60x144 (1 piece)	\$5,633	\$5,915	\$6,197	\$10,563	\$12,675	\$14,084	15%	\$423	\$1,127	\$451	\$986	
CO	60x168 (2 pieces)	\$7,148	\$7,505	\$7,862	\$13,402	\$16,082	\$17,869	15%	\$536	\$1,430	\$451	\$1,251	
CO	60x192 (2 pieces)	\$7,443	\$7,816	\$8,188	\$13,956	\$16,748	\$18,608	15%	\$558	\$1,489	\$451	\$1,303	
CO	60x240 (2 pieces)	\$8,035	\$8,437	\$8,838	\$15,065	\$18,078	\$20,087	15%	\$603	\$1,607	\$451	\$1,406	

VOLUMA CONFERENCE TABLES - (LAMINATE - PVC & WOOD EDGE)

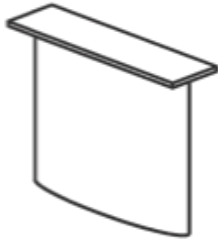
OVAL BASE - LAMINATE










		Edge Choice: PVC & T-Mold				Edge Choice: Wood (Red Oak & Maple)			Wood Upgrade	Laminate Upgrades		Option	Light Weight
		T-15 P-10 (self) L-15	L-18 L-21 P-12	P-14	PK-2 PK-4 L-23	W-12	W-23 W-18 W-16	W-19 W-17 W-32	Upgrade: Walnut / Mahogany / Cherry	Laminate Upgrade I	Laminate Upgrade II	SPECIAL HEIGHT	Light Weight (PVC only - 1" top)
								ADD	ADD	ADD	ADD	ADD	
RACETRACK (RAC)													
CO	42x84	\$3,295	\$3,459	\$3,624	\$6,177	\$7,413	\$8,236	15%	\$247	\$659	\$451	\$577	
CO	42x96	\$3,397	\$3,567	\$3,737	\$6,370	\$7,644	\$8,494	15%	\$255	\$679	\$451	\$595	
CO	48x96	\$3,506	\$3,681	\$3,856	\$6,573	\$7,888	\$8,764	15%	\$263	\$701	\$451	\$614	
CO	48x120 (1 piece)	\$4,897	\$5,142	\$5,387	\$9,182	\$11,019	\$12,243	15%	\$367	\$979	\$451	\$857	
CO	48x144 (1 piece)	\$5,128	\$5,385	\$5,641	\$9,616	\$11,539	\$12,821	15%	\$385	\$1,026	\$451	\$897	
CO	60x144 (1 piece)	\$5,446	\$5,718	\$5,991	\$10,211	\$12,254	\$13,615	15%	\$408	\$1,089	\$451	\$953	
CO	60x192 (2 pieces)	\$7,170	\$7,528	\$7,887	\$13,443	\$16,132	\$17,924	15%	\$538	\$1,434	\$451	\$1,255	
CO	60x240 (2 pieces)	\$7,733	\$8,120	\$8,506	\$14,500	\$17,399	\$19,333	15%	\$580	\$1,547	\$451	\$1,353	
BOAT (BOT)													
CO	36x48x96	\$3,506	\$3,681	\$3,856	\$6,573	\$7,888	\$8,764	15%	\$263	\$701	\$451	\$614	
CO	42x54x120 (1 piece)	\$5,031	\$5,282	\$5,534	\$9,433	\$11,319	\$12,577	15%	\$377	\$1,006	\$451	\$880	
CO	42x54x144 (1 piece)	\$5,287	\$5,552	\$5,816	\$9,914	\$11,896	\$13,218	15%	\$397	\$1,057	\$451	\$925	
CO	48x60x192 (2 pieces)	\$7,170	\$7,528	\$7,887	\$13,443	\$16,132	\$17,924	15%	\$538	\$1,434	\$451	\$1,255	
CO	48x60x240 (2 pieces)	\$7,733	\$8,120	\$8,506	\$14,500	\$17,399	\$19,333	15%	\$580	\$1,547	\$451	\$1,353	
ARC BOAT (ARCBOT)													
CO	36x48x96	\$3,681	\$3,865	\$4,049	\$6,902	\$8,282	\$9,203	15%	\$276	\$736	\$451	\$644	
CO	42x54x120 (1 piece)	\$5,282	\$5,546	\$5,811	\$9,904	\$11,885	\$13,206	15%	\$396	\$1,056	\$451	\$924	
CO	42x54x144 (1 piece)	\$5,552	\$5,829	\$6,107	\$10,409	\$12,491	\$13,879	15%	\$416	\$1,110	\$451	\$972	
CO	48x60x192 (2 pieces)	\$7,528	\$7,905	\$8,281	\$14,115	\$16,939	\$18,821	15%	\$565	\$1,506	\$451	\$1,317	
CO	48x60x240 (2 pieces)	\$8,120	\$8,526	\$8,932	\$15,225	\$18,269	\$20,299	15%	\$609	\$1,624	\$451	\$1,421	
OVAL (OVL)													
CO	42x96	\$3,397	\$3,567	\$3,737	\$6,370	\$7,644	\$8,494	15%	\$255	\$679	\$451	\$595	
CO	48x96	\$3,506	\$3,681	\$3,856	\$6,573	\$7,888	\$8,764	15%	\$263	\$701	\$451	\$614	
CO	48x120 (1 piece)	\$3,737	\$3,924	\$4,111	\$7,007	\$8,408	\$9,342	15%	\$280	\$747	\$451	\$654	
CO	48x144 (1 piece)	\$5,128	\$5,385	\$5,641	\$9,616	\$11,539	\$12,821	15%	\$385	\$1,026	\$451	\$897	
CO	60x120 (1 piece)	\$4,004	\$4,204	\$4,404	\$7,508	\$9,009	\$10,010	15%	\$300	\$801	\$451	\$701	
CO	60x144 (1 piece)	\$5,446	\$5,718	\$5,991	\$10,211	\$12,254	\$13,615	15%	\$408	\$1,089	\$451	\$953	

VOLUMA CONFERENCE TABLES - (VENEER)

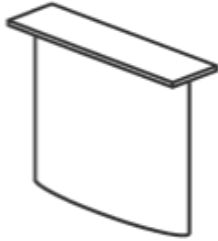
OVAL BASE - LAMINATE










	Edge Choice: Wood (Red Oak & Maple)			Wood Upgrade	Option
	 V-12	 V-23  V-18	 V-19  V-17  V-16  V-32	Upgrade: Walnut / Mahogany / Cherry	SPECIAL HEIGHT
				ADD	ADD
RECTANGLE (REC)					
CO 42x96	\$5,804	\$6,384	\$6,675	15%	\$451
CO 48x96	\$5,994	\$6,593	\$6,893	15%	\$451
CO 48x120 (1 piece)	\$9,341	\$10,275	\$10,742	15%	\$451
CO 48x144 (1 piece)	\$10,476	\$11,523	\$12,047	15%	\$451
CO 48x168 (2 pieces)	\$12,833	\$14,116	\$14,757	15%	\$451
CO 48x192 (2 pieces)	\$13,968	\$15,365	\$16,063	15%	\$451
CO 60x120 (1 piece)	\$10,761	\$11,838	\$12,376	15%	\$451
CO 60x144 (1 piece)	\$12,182	\$13,400	\$14,010	15%	\$451
CO 60x168 (2 pieces)	\$14,818	\$16,299	\$17,040	15%	\$451
CO 60x192 (2 pieces)	\$16,238	\$17,862	\$18,674	15%	\$451
CO 60x240 (2 pieces)	\$19,080	\$20,988	\$21,942	15%	\$451
ARC RECTANGLE (ARC REC)					
CO 42x96	\$6,094	\$6,704	\$7,008	15%	\$451
CO 48x96	\$6,293	\$6,923	\$7,237	15%	\$451
CO 48x120 (1 piece)	\$9,808	\$10,788	\$11,279	15%	\$451
CO 48x144 (1 piece)	\$11,000	\$12,100	\$12,650	15%	\$451
CO 48x168 (2 pieces)	\$13,474	\$14,822	\$15,495	15%	\$451
CO 48x192 (2 pieces)	\$14,666	\$16,133	\$16,866	15%	\$451
CO 60x120 (1 piece)	\$11,299	\$12,429	\$12,994	15%	\$451
CO 60x144 (1 piece)	\$12,791	\$14,070	\$14,710	15%	\$451
CO 60x168 (2 pieces)	\$15,558	\$17,114	\$17,892	15%	\$451
CO 60x192 (2 pieces)	\$17,050	\$18,755	\$19,608	15%	\$451
CO 60x240 (2 pieces)	\$20,034	\$22,037	\$23,039	15%	\$451

VOLUMA CONFERENCE TABLES - (VENEER)

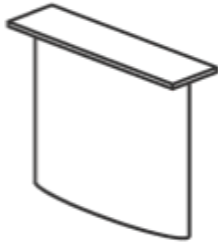
OVAL BASE - LAMINATE



	Edge Choice: Wood (Red Oak & Maple)			Wood Upgrade	Option	
	 V-12	 V-23	 V-19	Upgrade: Walnut / Mahogany / Cherry	SPECIAL HEIGHT	
	 V-18	 V-17	ADD			ADD
	 V-16	 V-32				
RACETRACK (RAC)						
CO 42x84	\$5,765	\$6,342	\$6,630	15%	\$451	
CO 42x96	\$5,946	\$6,540	\$6,837	15%	\$451	
CO 48x96	\$7,214	\$7,935	\$8,296	15%	\$451	
CO 48x120 (1 piece)	\$9,849	\$10,834	\$11,326	15%	\$451	
CO 48x144 (1 piece)	\$10,984	\$12,083	\$12,632	15%	\$451	
CO 60x144 (1 piece)	\$12,691	\$13,960	\$14,594	15%	\$451	
CO 60x192 (2 pieces)	\$16,747	\$18,421	\$19,259	15%	\$451	
CO 60x240 (2 pieces)	\$19,588	\$21,547	\$22,527	15%	\$451	
BOAT (BOT)						
CO 36x48x96	\$6,135	\$6,749	\$7,055	15%	\$451	
CO 42x54x120 (1 piece)	\$8,804	\$9,684	\$10,125	15%	\$451	
CO 42x54x144 (1 piece)	\$9,253	\$10,178	\$10,641	15%	\$451	
CO 48x60x192 (2 pieces)	\$12,547	\$13,802	\$14,429	15%	\$451	
CO 48x60x240 (2 pieces)	\$13,533	\$14,886	\$15,563	15%	\$451	
ARC BOAT (ARCBOT)						
CO 36x48x96	\$6,442	\$7,086	\$7,408	15%	\$451	
CO 42x54x120 (1 piece)	\$9,244	\$10,169	\$10,631	15%	\$451	
CO 42x54x144 (1 piece)	\$9,715	\$10,687	\$11,173	15%	\$451	
CO 48x60x192 (2 pieces)	\$13,174	\$14,492	\$15,151	15%	\$451	
CO 48x60x240 (2 pieces)	\$14,210	\$15,631	\$16,341	15%	\$451	
OVAL (OVL)						
CO 42x96	\$7,813	\$8,594	\$8,985	15%	\$451	
CO 48x96	\$7,813	\$8,594	\$8,985	15%	\$451	
CO 48x120 (1 piece)	\$9,498	\$10,448	\$10,923	15%	\$451	
CO 48x144 (1 piece)	\$12,133	\$13,347	\$13,953	15%	\$451	
CO 60x120 (1 piece)	\$11,267	\$12,394	\$12,957	15%	\$451	
CO 60x144 (1 piece)	\$14,251	\$15,676	\$16,388	15%	\$451	

VOLUMA CONFERENCE TABLES - (LAMINATE - PVC & WOOD EDGE)

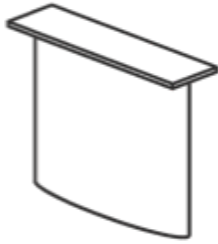
OVAL BASE - VENEER



	Edge Choice: PVC & T-Mold				Edge Choice: Wood (Red Oak & Maple)			Wood Upgrade	Laminate Upgrades		Option	Light Weight
	T-15 P-10 (self) L-15	L-18 L-21 P-12	P-14	PK-2 PK-4 L-23	W-12	W-23 W-18 W-16	W-19 W-17 W-32	Upgrade: Walnut / Mahogany / Cherry	Laminate Upgrade I	Laminate Upgrade II	SPECIAL HEIGHT	Light Weight (PVC only - 1" top)
								ADD	ADD	ADD	ADD	ADD
RECTANGLE (REC)												
COV 42x96	\$5,904		\$6,199	\$6,494	\$11,069	\$13,283	\$14,759	15%	\$443	\$1,181	\$451	\$1,033
COV 48x96	\$6,012		\$6,313	\$6,613	\$11,272	\$13,527	\$15,030	15%	\$451	\$1,202	\$451	\$1,052
COV 48x120 (1 piece)	\$8,697		\$9,132	\$9,567	\$16,307	\$19,568	\$21,743	15%	\$652	\$1,739	\$451	\$1,522
COV 48x144 (1 piece)	\$8,928		\$9,375	\$9,821	\$16,740	\$20,088	\$22,320	15%	\$670	\$1,786	\$451	\$1,562
COV 48x168 (2 pieces)	\$11,613		\$12,194	\$12,775	\$21,775	\$26,130	\$29,033	15%	\$871	\$2,323	\$451	\$2,032
COV 48x192 (2 pieces)	\$11,844		\$12,437	\$13,029	\$22,208	\$26,650	\$29,611	15%	\$888	\$2,369	\$451	\$2,073
COV 60x120 (1 piece)	\$8,964		\$9,412	\$9,861	\$16,808	\$20,169	\$22,410	15%	\$672	\$1,793	\$451	\$1,569
COV 60x144 (1 piece)	\$9,246		\$9,708	\$10,170	\$17,336	\$20,803	\$23,114	15%	\$693	\$1,849	\$451	\$1,618
COV 60x168 (2 pieces)	\$11,981		\$12,580	\$13,179	\$22,465	\$26,958	\$29,953	15%	\$899	\$2,396	\$451	\$2,097
COV 60x192 (2 pieces)	\$12,263		\$12,876	\$13,489	\$22,993	\$27,592	\$30,658	15%	\$920	\$2,453	\$451	\$2,146
COV 60x240 (2 pieces)	\$12,826		\$13,468	\$14,109	\$24,049	\$28,859	\$32,066	15%	\$962	\$2,565	\$451	\$2,245
ARC RECTANGLE (ARCREC)												
COV 42x96	\$6,199		\$6,509	\$6,819	\$11,623	\$13,947	\$15,497	15%	\$465	\$1,240	\$451	\$1,085
COV 48x96	\$6,313		\$6,628	\$6,944	\$11,836	\$14,203	\$15,781	15%	\$473	\$1,263	\$451	\$1,105
COV 48x120 (1 piece)	\$9,132		\$9,588	\$10,045	\$17,122	\$20,547	\$22,830	15%	\$685	\$1,826	\$451	\$1,598
COV 48x144 (1 piece)	\$9,375		\$9,843	\$10,312	\$17,577	\$21,093	\$23,436	15%	\$703	\$1,875	\$451	\$1,641
COV 48x168 (2 pieces)	\$12,194		\$12,804	\$13,413	\$22,864	\$27,436	\$30,485	15%	\$915	\$2,439	\$451	\$2,134
COV 48x192 (2 pieces)	\$12,437		\$13,058	\$13,680	\$23,319	\$27,982	\$31,091	15%	\$933	\$2,487	\$451	\$2,176
COV 60x120 (1 piece)	\$9,412		\$9,883	\$10,354	\$17,648	\$21,178	\$23,531	15%	\$706	\$1,882	\$451	\$1,647
COV 60x144 (1 piece)	\$9,708		\$10,193	\$10,679	\$18,203	\$21,843	\$24,270	15%	\$728	\$1,942	\$451	\$1,699
COV 60x168 (2 pieces)	\$12,580		\$13,209	\$13,838	\$23,588	\$28,306	\$31,451	15%	\$944	\$2,516	\$451	\$2,202
COV 60x192 (2 pieces)	\$12,876		\$13,520	\$14,164	\$24,143	\$28,971	\$32,190	15%	\$966	\$2,575	\$451	\$2,253
COV 60x240 (2 pieces)	\$13,468		\$14,141	\$14,814	\$25,252	\$30,302	\$33,669	15%	\$1,010	\$2,694	\$451	\$2,357
RACETRACK (RAC)												
COV 42x84	\$5,882		\$6,176	\$6,470	\$11,028	\$13,234	\$14,704	15%	\$441	\$1,176	\$451	\$1,029
COV 42x96	\$5,985		\$6,284	\$6,583	\$11,221	\$13,465	\$14,961	15%	\$449	\$1,197	\$451	\$1,047
COV 48x96	\$6,093		\$6,397	\$6,702	\$11,424	\$13,709	\$15,232	15%	\$457	\$1,219	\$451	\$1,066
COV 48x120 (1 piece)	\$8,778		\$9,217	\$9,656	\$16,459	\$19,750	\$21,945	15%	\$658	\$1,756	\$451	\$1,536
COV 48x144 (1 piece)	\$9,009		\$9,459	\$9,910	\$16,892	\$20,270	\$22,523	15%	\$676	\$1,802	\$451	\$1,577
COV 60x144 (1 piece)	\$9,327		\$9,793	\$10,259	\$17,487	\$20,985	\$23,317	15%	\$699	\$1,865	\$451	\$1,632
COV 60x192 (2 pieces)	\$12,344		\$12,961	\$13,578	\$23,145	\$27,774	\$30,860	15%	\$926	\$2,469	\$451	\$2,160
COV 60x240 (2 pieces)	\$12,907		\$13,553	\$14,198	\$24,201	\$29,041	\$32,268	15%	\$968	\$2,581	\$451	\$2,259
BOAT (BOT)												
COV 36x48x96	\$6,093		\$6,397	\$6,702	\$11,424	\$13,709	\$15,232	15%	\$457	\$1,219	\$451	\$1,066

VOLUMA CONFERENCE TABLES - (LAMINATE - PVC & WOOD EDGE)

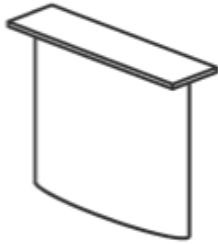
OVAL BASE - VENEER










	Edge Choice: PVC & T-Mold				Edge Choice: Wood (Red Oak & Maple)			Wood Upgrade	Laminate Upgrades		Option	Light Weight
	T-15	L-18	P-14	PK-2	W-12	W-23	W-19	Upgrade: Walnut / Mahogany / Cherry	Laminate Upgrade I	Laminate Upgrade II	SPECIAL HEIGHT	Light Weight (PVC only - 1" top)
	P-10 (self)	L-21		PK-4		W-18	W-17		ADD	ADD	ADD	
	L-15	P-12		L-23		W-16	W-32					
COV 42x54x120 (1 piece)	\$8,911		\$9,357	\$9,803	\$16,709	\$20,051	\$22,279	15%	\$668	\$1,782	\$451	\$1,559
COV 42x54x144 (1 piece)	\$9,168		\$9,626	\$10,085	\$17,190	\$20,628	\$22,920	15%	\$688	\$1,834	\$451	\$1,604
COV 48x60x192 (2 pieces)	\$12,344		\$12,961	\$13,578	\$23,145	\$27,774	\$30,860	15%	\$926	\$2,469	\$451	\$2,160
COV 48x60x240 (2 pieces)	\$12,907		\$13,553	\$14,198	\$24,201	\$29,041	\$32,268	15%	\$968	\$2,581	\$451	\$2,259
ARC BOAT (ARCBOT)												
COV 36x48x96	\$6,397		\$6,717	\$7,037	\$11,995	\$14,394	\$15,994	15%	\$480	\$1,279	\$451	\$1,120
COV 42x54x120 (1 piece)	\$9,357		\$9,825	\$10,293	\$17,544	\$21,053	\$23,392	15%	\$702	\$1,871	\$451	\$1,637
COV 42x54x144 (1 piece)	\$9,626		\$10,108	\$10,589	\$18,049	\$21,659	\$24,066	15%	\$722	\$1,925	\$451	\$1,685
COV 48x60x192 (2 pieces)	\$12,961		\$13,609	\$14,257	\$24,302	\$29,162	\$32,403	15%	\$972	\$2,592	\$451	\$2,268
COV 48x60x240 (2 pieces)	\$13,553		\$14,230	\$14,908	\$25,411	\$30,493	\$33,881	15%	\$1,016	\$2,711	\$451	\$2,372
OVAL (OVL)												
COV 42x96	\$5,985		\$6,284	\$6,583	\$11,221	\$13,465	\$14,961	15%	\$449	\$1,197	\$451	\$1,047
COV 48x96	\$6,093		\$6,397	\$6,702	\$11,424	\$13,709	\$15,232	15%	\$457	\$1,219	\$451	\$1,066
COV 48x120 (1 piece)	\$6,324		\$6,640	\$6,956	\$11,857	\$14,229	\$15,810	15%	\$474	\$1,265	\$451	\$1,107
COV 48x144 (1 piece)	\$9,009		\$9,459	\$9,910	\$16,892	\$20,270	\$22,523	15%	\$676	\$1,802	\$451	\$1,577
COV 60x120 (1 piece)	\$6,591		\$6,921	\$7,250	\$12,358	\$14,830	\$16,478	15%	\$494	\$1,318	\$451	\$1,153
COV 60x144 (1 piece)	\$9,327		\$9,793	\$10,259	\$17,487	\$20,985	\$23,317	15%	\$699	\$1,865	\$451	\$1,632

VOLUMA CONFERENCE TABLES - (VENEER)

OVAL BASE - VENEER



Edge Choice: Wood (Red Oak & Maple)			Wood Upgrade	Option
 V-12	 V-23	 V-19	Upgrade: Walnut / Mahogany / Cherry ADD	SPECIAL HEIGHT ADD
	 V-18	 V-17		
	 V-16	 V-32		

RECTANGLE (REC)

COV 42x96	\$8,855	\$9,741	\$10,184	15%	\$451
COV 48x96	\$9,018	\$9,920	\$10,371	15%	\$451
COV 48x120 (1 piece)	\$13,425	\$14,768	\$15,439	15%	\$451
COV 48x144 (1 piece)	\$14,561	\$16,017	\$16,745	15%	\$451
COV 48x168 (2 pieces)	\$18,279	\$20,107	\$21,021	15%	\$451
COV 48x192 (2 pieces)	\$19,414	\$21,356	\$22,326	15%	\$451
COV 60x120 (1 piece)	\$14,846	\$16,331	\$17,073	15%	\$451
COV 60x144 (1 piece)	\$16,267	\$17,894	\$18,707	15%	\$451
COV 60x168 (2 pieces)	\$20,264	\$22,290	\$23,304	15%	\$451
COV 60x192 (2 pieces)	\$21,685	\$23,853	\$24,937	15%	\$451
COV 60x240 (2 pieces)	\$24,526	\$26,979	\$28,205	15%	\$451

ARC RECTANGLE (ARC REC)

COV 42x96	\$9,298	\$10,228	\$10,693	15%	\$451
COV 48x96	\$9,469	\$10,416	\$10,889	15%	\$451
COV 48x120 (1 piece)	\$14,097	\$15,506	\$16,211	15%	\$451
COV 48x144 (1 piece)	\$15,289	\$16,818	\$17,582	15%	\$451
COV 48x168 (2 pieces)	\$19,193	\$21,112	\$22,072	15%	\$451
COV 48x192 (2 pieces)	\$20,385	\$22,423	\$23,443	15%	\$451
COV 60x120 (1 piece)	\$15,589	\$17,147	\$17,927	15%	\$451
COV 60x144 (1 piece)	\$17,080	\$18,788	\$19,642	15%	\$451
COV 60x168 (2 pieces)	\$21,277	\$23,405	\$24,469	15%	\$451
COV 60x192 (2 pieces)	\$22,769	\$25,046	\$26,184	15%	\$451
COV 60x240 (2 pieces)	\$25,753	\$28,328	\$29,616	15%	\$451

RACETRACK (RAC)

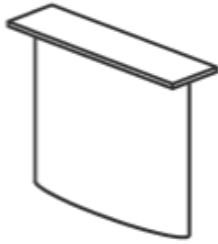
COV 42x84	\$8,822	\$9,705	\$10,146	15%	\$451
COV 42x96	\$8,977	\$9,874	\$10,323	15%	\$451
COV 48x96	\$9,937	\$10,931	\$11,428	15%	\$451
COV 48x120 (1 piece)	\$13,934	\$15,327	\$16,024	15%	\$451
COV 48x144 (1 piece)	\$15,069	\$16,576	\$17,329	15%	\$451
COV 60x144 (1 piece)	\$16,775	\$18,453	\$19,292	15%	\$451
COV 60x192 (2 pieces)	\$22,193	\$24,413	\$25,522	15%	\$451
COV 60x240 (2 pieces)	\$25,035	\$27,538	\$28,790	15%	\$451

BOAT (BOT)

COV 36x48x96	\$9,139	\$10,053	\$10,510	15%	\$451
--------------	---------	----------	----------	-----	-------

VOLUMA CONFERENCE TABLES - (VENEER)

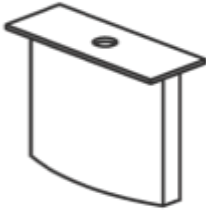
OVAL BASE - VENEER



	Edge Choice: Wood (Red Oak & Maple)			Wood Upgrade	Option		
	V-12	V-23	V-19	Upgrade: Walnut / Mahogany / Cherry	SPECIAL HEIGHT		
		V-18	V-17			ADD	ADD
		V-16	V-32				
COV 42x54x120 (1 piece)	\$13,367	\$14,704	\$15,372	15%	\$451		
COV 42x54x144 (1 piece)	\$13,752	\$15,127	\$15,815	15%	\$451		
COV 48x60x192 (2 pieces)	\$18,516	\$20,367	\$21,293	15%	\$451		
COV 48x60x240 (2 pieces)	\$19,361	\$21,297	\$22,265	15%	\$451		
ARC BOAT (ARCBOT)							
COV 36x48x96	\$9,596	\$10,556	\$11,036	15%	\$451		
COV 42x54x120 (1 piece)	\$14,035	\$15,439	\$16,141	15%	\$451		
COV 42x54x144 (1 piece)	\$14,439	\$15,883	\$16,605	15%	\$451		
COV 48x60x192 (2 pieces)	\$19,442	\$21,386	\$22,358	15%	\$451		
COV 48x60x240 (2 pieces)	\$20,329	\$22,362	\$23,378	15%	\$451		
OVAL (OVL)							
COV 42x96	\$10,536	\$11,590	\$12,116	15%	\$451		
COV 48x96	\$10,536	\$11,590	\$12,116	15%	\$451		
COV 48x120 (1 piece)	\$12,221	\$13,444	\$14,055	15%	\$451		
COV 48x144 (1 piece)	\$16,218	\$17,840	\$18,651	15%	\$451		
COV 60x120 (1 piece)	\$13,990	\$15,389	\$16,089	15%	\$451		
COV 60x144 (1 piece)	\$18,336	\$20,169	\$21,086	15%	\$451		

VOLUMA CONFERENCE TABLES - (LAMINATE - PVC & WOOD EDGE)

BOAT BASE - LAMINATE



		Edge Choice: PVC & T-Mold				Edge Choice: Wood (Red Oak & Maple)			Wood Upgrade	Laminate Upgrades		Option	Light Weight
		T-15	L-18	P-14	PK-2	W-12	W-23	W-19	Upgrade: Walnut / Mahogany / Cherry	Laminate Upgrade I	Laminate Upgrade II	SPECIAL HEIGHT	Light Weight (PVC only - 1" top)
		P-10 (self)	L-21		PK-4	W-18	W-17	ADD		ADD	ADD	ADD	
		L-15	P-12		L-23	W-16	W-32						
RECTANGLE (REC)													
CB	42x96	\$3,317	\$3,482	\$3,648	\$6,219	\$7,462	\$8,291	15%	\$249	\$663	\$451	\$580	
CB	48x96	\$3,425	\$3,596	\$3,767	\$6,422	\$7,706	\$8,562	15%	\$257	\$685	\$451	\$599	
CB	48x120 (1 piece)	\$4,816	\$5,057	\$5,298	\$9,031	\$10,837	\$12,041	15%	\$361	\$963	\$451	\$843	
CB	48x144 (1 piece)	\$5,048	\$5,300	\$5,552	\$9,464	\$11,357	\$12,619	15%	\$379	\$1,010	\$451	\$883	
CB	48x168 (2 pieces)	\$6,439	\$6,761	\$7,083	\$12,073	\$14,488	\$16,098	15%	\$483	\$1,288	\$451	\$1,127	
CB	48x192 (2 pieces)	\$6,670	\$7,004	\$7,337	\$12,507	\$15,008	\$16,676	15%	\$500	\$1,334	\$451	\$1,167	
CB	60x120 (1 piece)	\$5,084	\$5,338	\$5,592	\$9,532	\$11,438	\$12,709	15%	\$381	\$1,017	\$451	\$890	
CB	60x144 (1 piece)	\$5,365	\$5,633	\$5,902	\$10,060	\$12,072	\$13,413	15%	\$402	\$1,073	\$451	\$939	
CB	60x168 (2 pieces)	\$6,807	\$7,148	\$7,488	\$12,764	\$15,316	\$17,018	15%	\$511	\$1,361	\$451	\$1,191	
CB	60x192 (2 pieces)	\$7,089	\$7,443	\$7,798	\$13,292	\$15,950	\$17,722	15%	\$532	\$1,418	\$451	\$1,241	
CB	60x240 (2 pieces)	\$7,652	\$8,035	\$8,417	\$14,348	\$17,217	\$19,131	15%	\$574	\$1,530	\$451	\$1,339	
ARC RECTANGLE (ARC REC)													
CB	42x96	\$3,482	\$3,657	\$3,831	\$6,530	\$7,835	\$8,706	15%	\$261	\$696	\$451	\$609	
CB	48x96	\$3,596	\$3,776	\$3,956	\$6,743	\$8,091	\$8,990	15%	\$270	\$719	\$451	\$629	
CB	48x120 (1 piece)	\$5,057	\$5,310	\$5,563	\$9,482	\$11,379	\$12,643	15%	\$379	\$1,011	\$451	\$885	
CB	48x144 (1 piece)	\$5,300	\$5,565	\$5,830	\$9,937	\$11,925	\$13,250	15%	\$397	\$1,060	\$451	\$927	
CB	48x168 (2 pieces)	\$6,761	\$7,099	\$7,437	\$12,677	\$15,212	\$16,903	15%	\$507	\$1,352	\$451	\$1,183	
CB	48x192 (2 pieces)	\$7,004	\$7,354	\$7,704	\$13,132	\$15,758	\$17,509	15%	\$525	\$1,401	\$451	\$1,226	
CB	60x120 (1 piece)	\$5,338	\$5,605	\$5,871	\$10,008	\$12,010	\$13,344	15%	\$400	\$1,068	\$451	\$934	
CB	60x144 (1 piece)	\$5,633	\$5,915	\$6,197	\$10,563	\$12,675	\$14,084	15%	\$423	\$1,127	\$451	\$986	
CB	60x168 (2 pieces)	\$7,148	\$7,505	\$7,862	\$13,402	\$16,082	\$17,869	15%	\$536	\$1,430	\$451	\$1,251	
CB	60x192 (2 pieces)	\$7,443	\$7,816	\$8,188	\$13,956	\$16,748	\$18,608	15%	\$558	\$1,489	\$451	\$1,303	
CB	60x240 (2 pieces)	\$8,035	\$8,437	\$8,838	\$15,065	\$18,078	\$20,087	15%	\$603	\$1,607	\$451	\$1,406	
RACETRACK (RAC)													
CB	42x84	\$3,295	\$3,459	\$3,624	\$6,177	\$7,413	\$8,236	15%	\$247	\$659	\$451	\$577	
CB	42x96	\$3,397	\$3,567	\$3,737	\$6,370	\$7,644	\$8,494	15%	\$255	\$679	\$451	\$595	
CB	48x96	\$3,506	\$3,681	\$3,856	\$6,573	\$7,888	\$8,764	15%	\$263	\$701	\$451	\$614	
CB	48x120 (1 piece)	\$4,897	\$5,142	\$5,387	\$9,182	\$11,019	\$12,243	15%	\$367	\$979	\$451	\$857	
CB	48x144 (1 piece)	\$5,128	\$5,385	\$5,641	\$9,616	\$11,539	\$12,821	15%	\$385	\$1,026	\$451	\$897	
CB	60x144 (1 piece)	\$5,446	\$5,718	\$5,991	\$10,211	\$12,254	\$13,615	15%	\$408	\$1,089	\$451	\$953	
CB	60x192 (2 pieces)	\$7,170	\$7,528	\$7,887	\$13,443	\$16,132	\$17,924	15%	\$538	\$1,434	\$451	\$1,255	
CB	60x240 (2 pieces)	\$7,733	\$8,120	\$8,506	\$14,500	\$17,399	\$19,333	15%	\$580	\$1,547	\$451	\$1,353	
BOAT (BOT)													
CB	36x48x96	\$3,506	\$3,681	\$3,856	\$6,573	\$7,888	\$8,764	15%	\$263	\$701	\$451	\$614	

VOLUMA CONFERENCE TABLES - (LAMINATE - PVC & WOOD EDGE)

BOAT BASE - LAMINATE



		Edge Choice: PVC & T-Mold				Edge Choice: Wood (Red Oak & Maple)			Wood Upgrade	Laminate Upgrades		Option	Light Weight
		T-15	L-18	P-14	PK-2	W-12	W-23	W-19	Upgrade: Walnut / Mahogany / Cherry	Laminate Upgrade I	Laminate Upgrade II	SPECIAL HEIGHT	Light Weight (PVC only - 1" top)
		P-10 (self)	L-21		PK-4		W-18	W-17		ADD	ADD	ADD	
		L-15	P-12		L-23		W-16	W-32					
CB	42x54x120 (1 piece)	\$5,031		\$5,282	\$5,534	\$9,433	\$11,319	\$12,577	15%	\$377	\$1,006	\$451	\$880
CB	42x54x144 (1 piece)	\$5,287		\$5,552	\$5,816	\$9,914	\$11,896	\$13,218	15%	\$397	\$1,057	\$451	\$925
CB	48x60x192 (2 pieces)	\$7,170		\$7,528	\$7,887	\$13,443	\$16,132	\$17,924	15%	\$538	\$1,434	\$451	\$1,255
CB	48x60x240 (2 pieces)	\$7,733		\$8,120	\$8,506	\$14,500	\$17,399	\$19,333	15%	\$580	\$1,547	\$451	\$1,353
ARC BOAT (ARCBOT)													
CB	36x48x96	\$3,681		\$3,865	\$4,049	\$6,902	\$8,282	\$9,203	15%	\$276	\$736	\$451	\$644
CB	42x54x120 (1 piece)	\$5,282		\$5,546	\$5,811	\$9,904	\$11,885	\$13,206	15%	\$396	\$1,056	\$451	\$924
CB	42x54x144 (1 piece)	\$5,552		\$5,829	\$6,107	\$10,409	\$12,491	\$13,879	15%	\$416	\$1,110	\$451	\$972
CB	48x60x192 (2 pieces)	\$7,528		\$7,905	\$8,281	\$14,115	\$16,939	\$18,821	15%	\$565	\$1,506	\$451	\$1,317
CB	48x60x240 (2 pieces)	\$8,120		\$8,526	\$8,932	\$15,225	\$18,269	\$20,299	15%	\$609	\$1,624	\$451	\$1,421
OVAL (OVL)													
CB	42x96	\$3,397		\$3,567	\$3,737	\$6,370	\$7,644	\$8,494	15%	\$255	\$679	\$451	\$595
CB	48x96	\$3,506		\$3,681	\$3,856	\$6,573	\$7,888	\$8,764	15%	\$263	\$701	\$451	\$614
CB	48x120 (1 piece)	\$3,737		\$3,924	\$4,111	\$7,007	\$8,408	\$9,342	15%	\$280	\$747	\$451	\$654
CB	48x144 (1 piece)	\$5,128		\$5,385	\$5,641	\$9,616	\$11,539	\$12,821	15%	\$385	\$1,026	\$451	\$897
CB	60x120 (1 piece)	\$4,004		\$4,204	\$4,404	\$7,508	\$9,009	\$10,010	15%	\$300	\$801	\$451	\$701
CB	60x144 (1 piece)	\$5,446		\$5,718	\$5,991	\$10,211	\$12,254	\$13,615	15%	\$408	\$1,089	\$451	\$953

VOLUMA CONFERENCE TABLES - (VENEER)

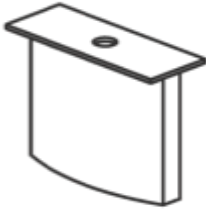
BOAT BASE - LAMINATE










	Edge Choice: Wood (Red Oak & Maple)			Wood Upgrade	Option
	V-12	V-23 V-18 V-16	V-19 V-17 V-32	Upgrade: Walnut / Mahogany / Cherry	SPECIAL HEIGHT
				ADD	ADD
RECTANGLE (REC)					
CB 42x96	\$5,804	\$6,384	\$6,675	15%	\$451
CB 48x96	\$5,994	\$6,593	\$6,893	15%	\$451
CB 48x120 (1 piece)	\$9,341	\$10,275	\$10,742	15%	\$451
CB 48x144 (1 piece)	\$10,476	\$11,523	\$12,047	15%	\$451
CB 48x168 (2 pieces)	\$12,833	\$14,116	\$14,757	15%	\$451
CB 48x192 (2 pieces)	\$13,968	\$15,365	\$16,063	15%	\$451
CB 60x120 (1 piece)	\$10,761	\$11,838	\$12,376	15%	\$451
CB 60x144 (1 piece)	\$12,182	\$13,400	\$14,010	15%	\$451
CB 60x168 (2 pieces)	\$14,818	\$16,299	\$17,040	15%	\$451
CB 60x192 (2 pieces)	\$16,238	\$17,862	\$18,674	15%	\$451
CB 60x240 (2 pieces)	\$19,080	\$20,988	\$21,942	15%	\$451
ARC RECTANGLE (ARC REC)					
CB 42x96	\$6,094	\$6,704	\$7,008	15%	\$451
CB 48x96	\$6,293	\$6,923	\$7,237	15%	\$451
CB 48x120 (1 piece)	\$9,808	\$10,788	\$11,279	15%	\$451
CB 48x144 (1 piece)	\$11,000	\$12,100	\$12,650	15%	\$451
CB 48x168 (2 pieces)	\$13,474	\$14,822	\$15,495	15%	\$451
CB 48x192 (2 pieces)	\$14,666	\$16,133	\$16,866	15%	\$451
CB 60x120 (1 piece)	\$11,299	\$12,429	\$12,994	15%	\$451
CB 60x144 (1 piece)	\$12,791	\$14,070	\$14,710	15%	\$451
CB 60x168 (2 pieces)	\$15,558	\$17,114	\$17,892	15%	\$451
CB 60x192 (2 pieces)	\$17,050	\$18,755	\$19,608	15%	\$451
CB 60x240 (2 pieces)	\$20,034	\$22,037	\$23,039	15%	\$451
RACETRACK (RAC)					
CB 42x84	\$5,765	\$6,342	\$6,630	15%	\$451
CB 42x96	\$5,946	\$6,540	\$6,837	15%	\$451
CB 48x96	\$7,214	\$7,935	\$8,296	15%	\$451
CB 48x120 (1 piece)	\$9,849	\$10,834	\$11,326	15%	\$451
CB 48x144 (1 piece)	\$10,984	\$12,083	\$12,632	15%	\$451
CB 60x144 (1 piece)	\$12,691	\$13,960	\$14,594	15%	\$451
CB 60x192 (2 pieces)	\$16,747	\$18,421	\$19,259	15%	\$451
CB 60x240 (2 pieces)	\$19,588	\$21,547	\$22,527	15%	\$451
BOAT (BOT)					
CB 36x48x96	\$6,135	\$6,749	\$7,055	15%	\$451

VOLUMA CONFERENCE TABLES - (VENEER)

BOAT BASE - LAMINATE



		Edge Choice: Wood (Red Oak & Maple)			Wood Upgrade	Option	
		 V-12	 V-23	 V-19	Upgrade: Walnut / Mahogany / Cherry	SPECIAL HEIGHT	
		 V-18	 V-17	ADD			ADD
		 V-16	 V-32				
CB	42x54x120 (1 piece)	\$8,804	\$9,684	\$10,125	15%	\$451	
CB	42x54x144 (1 piece)	\$9,253	\$10,178	\$10,641	15%	\$451	
CB	48x60x192 (2 pieces)	\$12,547	\$13,802	\$14,429	15%	\$451	
CB	48x60x240 (2 pieces)	CF	CF	CF	CF	\$451	
ARC BOAT (ARCBOT)							
CB	36x48x96	\$6,442	\$7,086	\$7,408	15%	\$451	
CB	42x54x120 (1 piece)	\$9,244	\$10,169	\$10,631	15%	\$451	
CB	42x54x144 (1 piece)	\$9,715	\$10,687	\$11,173	15%	\$451	
CB	48x60x192 (2 pieces)	\$13,174	\$14,492	\$15,151	15%	\$451	
CB	48x60x240 (2 pieces)	\$14,210	\$15,631	\$16,341	15%	\$451	
OVAL (OVL)							
CB	42x96	\$7,813	\$8,594	\$8,985	15%	\$451	
CB	48x96	\$7,813	\$8,594	\$8,985	15%	\$451	
CB	48x120 (1 piece)	\$9,498	\$10,448	\$10,923	15%	\$451	
CB	48x144 (1 piece)	\$12,133	\$13,347	\$13,953	15%	\$451	
CB	60x120 (1 piece)	\$11,267	\$12,394	\$12,957	15%	\$451	
CB	60x144 (1 piece)	\$14,251	\$15,676	\$16,388	15%	\$451	

VOLUMA CONFERENCE TABLES - (LAMINATE - PVC & WOOD EDGE)

BOAT BASE - VENEER



	Edge Choice: PVC & T-Mold				Edge Choice: Wood (Red Oak & Maple)			Wood Upgrade	Laminate Upgrades		Option	Light Weight
	T-15	L-18	P-14	PK-2	W-12	W-23	W-19	Upgrade: Walnut / Mahogany / Cherry	Laminate Upgrade I	Laminate Upgrade II	SPECIAL HEIGHT	Light Weight (PVC only - 1" top)
	P-10 (self)	L-21		PK-4		W-18	W-17		ADD	ADD	ADD	
	L-15	P-12		L-23		W-16	W-32					
RECTANGLE (REC)												
CBV 42x96	\$5,904	\$6,199	\$6,494	\$11,069	\$13,283	\$14,759	15%	\$443	\$1,181	\$451	\$1,033	
CBV 48x96	\$6,012	\$6,313	\$6,613	\$11,272	\$13,527	\$15,030	15%	\$451	\$1,202	\$451	\$1,052	
CBV 48x120 (1 piece)	\$8,697	\$9,132	\$9,567	\$16,307	\$19,568	\$21,743	15%	\$652	\$1,739	\$451	\$1,522	
CBV 48x144 (1 piece)	\$8,928	\$9,375	\$9,821	\$16,740	\$20,088	\$22,320	15%	\$670	\$1,786	\$451	\$1,562	
CBV 48x168 (2 pieces)	\$11,613	\$12,194	\$12,775	\$21,775	\$26,130	\$29,033	15%	\$871	\$2,323	\$451	\$2,032	
CBV 48x192 (2 pieces)	\$11,844	\$12,437	\$13,029	\$22,208	\$26,650	\$29,611	15%	\$888	\$2,369	\$451	\$2,073	
CBV 60x120 (1 piece)	\$8,964	\$9,412	\$9,861	\$16,808	\$20,169	\$22,410	15%	\$672	\$1,793	\$451	\$1,569	
CBV 60x144 (1 piece)	\$9,246	\$9,708	\$10,170	\$17,336	\$20,803	\$23,114	15%	\$693	\$1,849	\$451	\$1,618	
CBV 60x168 (2 pieces)	\$11,981	\$12,580	\$13,179	\$22,465	\$26,958	\$29,953	15%	\$899	\$2,396	\$451	\$2,097	
CBV 60x192 (2 pieces)	\$12,263	\$12,876	\$13,489	\$22,993	\$27,592	\$30,658	15%	\$920	\$2,453	\$451	\$2,146	
CBV 60x240 (2 pieces)	\$12,826	\$13,468	\$14,109	\$24,049	\$28,859	\$32,066	15%	\$962	\$2,565	\$451	\$2,245	
ARC RECTANGLE (ARC REC)												
CBV 42x96	\$6,199	\$6,509	\$6,819	\$11,623	\$13,947	\$15,497	15%	\$465	\$1,240	\$451	\$1,085	
CBV 48x96	\$6,313	\$6,628	\$6,944	\$11,836	\$14,203	\$15,781	15%	\$473	\$1,263	\$451	\$1,105	
CBV 48x120 (1 piece)	\$9,132	\$9,588	\$10,045	\$17,122	\$20,547	\$22,830	15%	\$685	\$1,826	\$451	\$1,598	
CBV 48x144 (1 piece)	\$9,375	\$9,843	\$10,312	\$17,577	\$21,093	\$23,436	15%	\$703	\$1,875	\$451	\$1,641	
CBV 48x168 (2 pieces)	\$12,194	\$12,804	\$13,413	\$22,864	\$27,436	\$30,485	15%	\$915	\$2,439	\$451	\$2,134	
CBV 48x192 (2 pieces)	\$12,437	\$13,058	\$13,680	\$23,319	\$27,982	\$31,091	15%	\$933	\$2,487	\$451	\$2,176	
CBV 60x120 (1 piece)	\$9,412	\$9,883	\$10,354	\$17,648	\$21,178	\$23,531	15%	\$706	\$1,882	\$451	\$1,647	
CBV 60x144 (1 piece)	\$9,708	\$10,193	\$10,679	\$18,203	\$21,843	\$24,270	15%	\$728	\$1,942	\$451	\$1,699	
CBV 60x168 (2 pieces)	\$12,580	\$13,209	\$13,838	\$23,588	\$28,306	\$31,451	15%	\$944	\$2,516	\$451	\$2,202	
CBV 60x192 (2 pieces)	\$12,876	\$13,520	\$14,164	\$24,143	\$28,971	\$32,190	15%	\$966	\$2,575	\$451	\$2,253	
CBV 60x240 (2 pieces)	\$13,468	\$14,141	\$14,814	\$25,252	\$30,302	\$33,669	15%	\$1,010	\$2,694	\$451	\$2,357	
RACETRACK (RAC)												
CBV 42x84	\$5,882	\$6,176	\$6,470	\$11,028	\$13,234	\$14,704	15%	\$441	\$1,176	\$451	\$1,029	
CBV 42x96	\$5,985	\$6,284	\$6,583	\$11,221	\$13,465	\$14,961	15%	\$449	\$1,197	\$451	\$1,047	
CBV 48x96	\$6,093	\$6,397	\$6,702	\$11,424	\$13,709	\$15,232	15%	\$457	\$1,219	\$451	\$1,066	
CBV 48x120 (1 piece)	\$8,778	\$9,217	\$9,656	\$16,459	\$19,750	\$21,945	15%	\$658	\$1,756	\$451	\$1,536	
CBV 48x144 (1 piece)	\$9,009	\$9,459	\$9,910	\$16,892	\$20,270	\$22,523	15%	\$676	\$1,802	\$451	\$1,577	
CBV 60x144 (1 piece)	\$9,327	\$9,793	\$10,259	\$17,487	\$20,985	\$23,317	15%	\$699	\$1,865	\$451	\$1,632	
CBV 60x192 (2 pieces)	\$12,344	\$12,961	\$13,578	\$23,145	\$27,774	\$30,860	15%	\$926	\$2,469	\$451	\$2,160	
CBV 60x240 (2 pieces)	\$12,907	\$13,553	\$14,198	\$24,201	\$29,041	\$32,268	15%	\$968	\$2,581	\$451	\$2,259	
BOAT (BOT)												
CBV 36x48x96	\$6,093	\$6,397	\$6,702	\$11,424	\$13,709	\$15,232	15%	\$457	\$1,219	\$451	\$1,066	

VOLUMA CONFERENCE TABLES - (LAMINATE - PVC & WOOD EDGE)

BOAT BASE - VENEER










	Edge Choice: PVC & T-Mold				Edge Choice: Wood (Red Oak & Maple)			Wood Upgrade	Laminate Upgrades		Option	Light Weight
	T-15 P-10 (self) L-15	L-18 L-21 P-12	P-14	PK-2 PK-4 L-23	W-12	W-23 W-18 W-16	W-19 W-17 W-32	Upgrade: Walnut / Mahogany / Cherry	Laminate Upgrade I	Laminate Upgrade II	SPECIAL HEIGHT	Light Weight (PVC only - 1" top)
								ADD	ADD	ADD	ADD	ADD
CBV 42x54x120 (1 piece)	\$8,911		\$9,357	\$9,803	\$16,709	\$20,051	\$22,279	15%	\$668	\$1,782	\$451	\$1,559
CBV 42x54x144 (1 piece)	\$9,168		\$9,626	\$10,085	\$17,190	\$20,628	\$22,920	15%	\$688	\$1,834	\$451	\$1,604
CBV 48x60x192 (2 pieces)	\$12,344		\$12,961	\$13,578	\$23,145	\$27,774	\$30,860	15%	\$926	\$2,469	\$451	\$2,160
CBV 48x60x240 (2 pieces)	\$12,907		\$13,553	\$14,198	\$24,201	\$29,041	\$32,268	15%	\$968	\$2,581	\$451	\$2,259
ARC BOAT (ARCBOT)												
CBV 36x48x96	\$6,397		\$6,717	\$7,037	\$11,995	\$14,394	\$15,994	15%	\$480	\$1,279	\$451	\$1,120
CBV 42x54x120 (1 piece)	\$9,357		\$9,825	\$10,293	\$17,544	\$21,053	\$23,392	15%	\$702	\$1,871	\$451	\$1,637
CBV 42x54x144 (1 piece)	\$9,626		\$10,108	\$10,589	\$18,049	\$21,659	\$24,066	15%	\$722	\$1,925	\$451	\$1,685
CBV 48x60x192 (2 pieces)	\$12,961		\$13,609	\$14,257	\$24,302	\$29,162	\$32,403	15%	\$972	\$2,592	\$451	\$2,268
CBV 48x60x240 (2 pieces)	\$13,553		\$14,230	\$14,908	\$25,411	\$30,493	\$33,881	15%	\$1,016	\$2,711	\$451	\$2,372
OVAL (OVL)												
CBV 42x96	\$5,985		\$6,284	\$6,583	\$11,221	\$13,465	\$14,961	15%	\$449	\$1,197	\$451	\$1,047
CBV 48x96	\$6,093		\$6,397	\$6,702	\$11,424	\$13,709	\$15,232	15%	\$457	\$1,219	\$451	\$1,066
CBV 48x120 (1 piece)	\$6,324		\$6,640	\$6,956	\$11,857	\$14,229	\$15,810	15%	\$474	\$1,265	\$451	\$1,107
CBV 48x144 (1 piece)	\$9,009		\$9,459	\$9,910	\$16,892	\$20,270	\$22,523	15%	\$676	\$1,802	\$451	\$1,577
CBV 60x120 (1 piece)	\$6,591		\$6,921	\$7,250	\$12,358	\$14,830	\$16,478	15%	\$494	\$1,318	\$451	\$1,153
CBV 60x144 (1 piece)	\$9,327		\$9,793	\$10,259	\$17,487	\$20,985	\$23,317	15%	\$699	\$1,865	\$451	\$1,632

VOLUMA CONFERENCE TABLES - (VENEER)

BOAT BASE - VENEER










	Edge Choice: Wood (Red Oak & Maple)			Wood Upgrade	Option
	 V-12	 V-23  V-18	 V-19  V-17  V-16  V-32	Upgrade: Walnut / Mahogany / Cherry ADD	SPECIAL HEIGHT ADD
RECTANGLE (REC)					
CBV 42x96	\$10,331	\$11,365	\$11,881	15%	\$451
CBV 48x96	\$10,521	\$11,573	\$12,099	15%	\$451
CBV 48x120 (1 piece)	\$13,425	\$14,768	\$15,439	15%	\$451
CBV 48x144 (1 piece)	\$14,561	\$16,017	\$16,745	15%	\$451
CBV 48x168 (2 pieces)	\$18,279	\$20,107	\$21,021	15%	\$451
CBV 48x192 (2 pieces)	\$19,414	\$21,356	\$22,326	15%	\$451
CBV 60x120 (1 piece)	\$14,846	\$16,331	\$17,073	15%	\$451
CBV 60x144 (1 piece)	\$16,267	\$17,894	\$18,707	15%	\$451
CBV 60x168 (2 pieces)	\$20,264	\$22,290	\$23,304	15%	\$451
CBV 60x192 (2 pieces)	\$21,685	\$23,853	\$24,937	15%	\$451
CBV 60x240 (2 pieces)	\$24,526	\$26,979	\$28,205	15%	\$451
ARC RECTANGLE (ARC REC)					
CBV 42x96	\$10,848	\$11,933	\$12,475	15%	\$451
CBV 48x96	\$11,047	\$12,152	\$12,704	15%	\$451
CBV 48x120 (1 piece)	\$14,097	\$15,506	\$16,211	15%	\$451
CBV 48x144 (1 piece)	\$15,289	\$16,818	\$17,582	15%	\$451
CBV 48x168 (2 pieces)	\$19,193	\$21,112	\$22,072	15%	\$451
CBV 48x192 (2 pieces)	\$20,385	\$22,423	\$23,443	15%	\$451
CBV 60x120 (1 piece)	\$15,589	\$17,147	\$17,927	15%	\$451
CBV 60x144 (1 piece)	\$17,080	\$18,788	\$19,642	15%	\$451
CBV 60x168 (2 pieces)	\$21,277	\$23,405	\$24,469	15%	\$451
CBV 60x192 (2 pieces)	\$22,769	\$25,046	\$26,184	15%	\$451
CBV 60x240 (2 pieces)	\$25,753	\$28,328	\$29,616	15%	\$451
RACETRACK (RAC)					
CBV 42x84	\$10,293	\$11,322	\$11,837	15%	\$451
CBV 42x96	\$10,473	\$11,520	\$12,044	15%	\$451
CBV 48x96	\$9,937	\$10,931	\$11,428	15%	\$451
CBV 48x120 (1 piece)	\$13,934	\$15,327	\$16,024	15%	\$451
CBV 48x144 (1 piece)	\$15,069	\$16,576	\$17,329	15%	\$451
CBV 60x144 (1 piece)	\$16,775	\$18,453	\$19,292	15%	\$451
CBV 60x192 (2 pieces)	\$22,193	\$24,413	\$25,522	15%	\$451
CBV 60x240 (2 pieces)	\$25,035	\$27,538	\$28,790	15%	\$451
BOAT (BOT)					
CBV 36x48x96	\$10,662	\$11,729	\$12,262	15%	\$451

VOLUMA CONFERENCE TABLES - (VENEER)

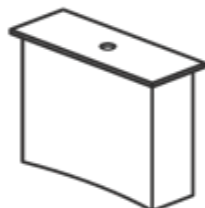
BOAT BASE - VENEER



	Edge Choice: Wood (Red Oak & Maple)			Wood Upgrade	Option		
	 V-12	 V-23	 V-19	Upgrade: Walnut / Mahogany / Cherry	SPECIAL HEIGHT		
		 V-18	 V-17			ADD	ADD
		 V-16	 V-32				
CBV 42x54x120 (1 piece)	\$15,595	\$17,154	\$17,934	15%	\$451		
CBV 42x54x144 (1 piece)	\$16,044	\$17,648	\$18,450	15%	\$451		
CBV 48x60x192 (2 pieces)	\$21,602	\$23,762	\$24,842	15%	\$451		
CBV 48x60x240 (2 pieces)	\$22,588	\$24,846	\$25,976	15%	\$451		
ARC BOAT (ARCBOT)							
CBV 36x48x96	\$11,196	\$12,315	\$12,875	15%	\$451		
CBV 42x54x120 (1 piece)	\$16,375	\$18,012	\$18,831	15%	\$451		
CBV 42x54x144 (1 piece)	\$16,846	\$18,530	\$19,373	15%	\$451		
CBV 48x60x192 (2 pieces)	\$22,682	\$24,950	\$26,084	15%	\$451		
CBV 48x60x240 (2 pieces)	\$23,717	\$26,089	\$27,275	15%	\$451		
OVAL (OVL)							
CBV 42x96	\$10,536	\$11,590	\$12,116	15%	\$451		
CBV 48x96	\$10,536	\$11,590	\$12,116	15%	\$451		
CBV 48x120 (1 piece)	\$12,221	\$13,444	\$14,055	15%	\$451		
CBV 48x144 (1 piece)	\$16,218	\$17,840	\$18,651	15%	\$451		
CBV 60x120 (1 piece)	\$13,990	\$15,389	\$16,089	15%	\$451		
CBV 60x144 (1 piece)	\$18,336	\$20,169	\$21,086	15%	\$451		

VOLUMA CONFERENCE TABLES - (LAMINATE - PVC & WOOD EDGE)

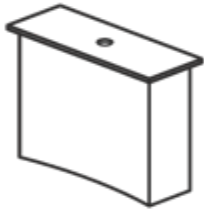
ARCH BASE - LAMINATE



		Edge Choice: PVC & T-Mold				Edge Choice: Wood (Red Oak & Maple)			Wood Upgrade	Laminate Upgrades		Option	Light Weight
									Upgrade: Walnut / Mahogany / Cherry	Laminate Upgrade I	Laminate Upgrade II	SPECIAL HEIGHT	Light Weight (PVC only - 1" top)
								ADD		ADD	ADD	ADD	
RECTANGLE (REC)													
CA	42x96	\$3,317	\$3,482	\$3,648	\$6,219	\$7,462	\$8,291	15%	\$249	\$663	\$451	\$580	
CA	48x96	\$3,425	\$3,596	\$3,767	\$6,422	\$7,706	\$8,562	15%	\$257	\$685	\$451	\$599	
CA	48x120 (1 piece)	\$4,816	\$5,057	\$5,298	\$9,031	\$10,837	\$12,041	15%	\$361	\$963	\$451	\$843	
CA	48x144 (1 piece)	\$5,048	\$5,300	\$5,552	\$9,464	\$11,357	\$12,619	15%	\$379	\$1,010	\$451	\$883	
CA	48x168 (2 pieces)	\$6,439	\$6,761	\$7,083	\$12,073	\$14,488	\$16,098	15%	\$483	\$1,288	\$451	\$1,127	
CA	48x192 (2 pieces)	\$6,670	\$7,004	\$7,337	\$12,507	\$15,008	\$16,676	15%	\$500	\$1,334	\$451	\$1,167	
CA	60x120 (1 piece)	\$5,084	\$5,338	\$5,592	\$9,532	\$11,438	\$12,709	15%	\$381	\$1,017	\$451	\$890	
CA	60x144 (1 piece)	\$4,160	\$4,368	\$4,576	\$7,800	\$9,360	\$10,400	15%	\$312	\$832	\$451	\$728	
CA	60x168 (2 pieces)	\$6,807	\$7,148	\$7,488	\$12,764	\$15,316	\$17,018	15%	\$511	\$1,361	\$451	\$1,191	
CA	60x192 (2 pieces)	\$7,089	\$7,443	\$7,798	\$13,292	\$15,950	\$17,722	15%	\$532	\$1,418	\$451	\$1,241	
CA	60x240 (2 pieces)	\$7,652	\$8,035	\$8,417	\$14,348	\$17,217	\$19,131	15%	\$574	\$1,530	\$451	\$1,339	
ARC RECTANGLE (ARC REC)													
CA	42x96	\$3,482	\$3,657	\$3,831	\$6,530	\$7,835	\$8,706	15%	\$261	\$696	\$451	\$609	
CA	48x96	\$3,596	\$3,776	\$3,956	\$6,743	\$8,091	\$8,990	15%	\$270	\$719	\$451	\$629	
CA	48x120 (1 piece)	\$5,057	\$5,310	\$5,563	\$9,482	\$11,379	\$12,643	15%	\$379	\$1,011	\$451	\$885	
CA	48x144 (1 piece)	\$5,300	\$5,565	\$5,830	\$9,937	\$11,925	\$13,250	15%	\$397	\$1,060	\$451	\$927	
CA	48x168 (2 pieces)	\$6,761	\$7,099	\$7,437	\$12,677	\$15,212	\$16,903	15%	\$507	\$1,352	\$451	\$1,183	
CA	48x192 (2 pieces)	\$7,004	\$7,354	\$7,704	\$13,132	\$15,758	\$17,509	15%	\$525	\$1,401	\$451	\$1,226	
CA	60x120 (1 piece)	\$5,338	\$5,605	\$5,871	\$10,008	\$12,010	\$13,344	15%	\$400	\$1,068	\$451	\$934	
CA	60x144 (1 piece)	\$5,633	\$5,915	\$6,197	\$10,563	\$12,675	\$14,084	15%	\$423	\$1,127	\$451	\$986	
CA	60x168 (2 pieces)	\$7,148	\$7,505	\$7,862	\$13,402	\$16,082	\$17,869	15%	\$536	\$1,430	\$451	\$1,251	
CA	60x192 (2 pieces)	\$7,443	\$7,816	\$8,188	\$13,956	\$16,748	\$18,608	15%	\$558	\$1,489	\$451	\$1,303	
CA	60x240 (2 pieces)	\$8,035	\$8,437	\$8,838	\$15,065	\$18,078	\$20,087	15%	\$603	\$1,607	\$451	\$1,406	
RACETRACK (RAC)													
CA	42x84	\$3,295	\$3,459	\$3,624	\$6,177	\$7,413	\$8,236	15%	\$247	\$659	\$451	\$577	
CA	42x96	\$3,397	\$3,567	\$3,737	\$6,370	\$7,644	\$8,494	15%	\$255	\$679	\$451	\$595	
CA	48x96	\$3,506	\$3,681	\$3,856	\$6,573	\$7,888	\$8,764	15%	\$263	\$701	\$451	\$614	
CA	48x120 (1 piece)	\$4,897	\$5,142	\$5,387	\$9,182	\$11,019	\$12,243	15%	\$367	\$979	\$451	\$857	
CA	48x144 (1 piece)	\$5,128	\$5,385	\$5,641	\$9,616	\$11,539	\$12,821	15%	\$385	\$1,026	\$451	\$897	
CA	60x144 (1 piece)	\$5,446	\$5,718	\$5,991	\$10,211	\$12,254	\$13,615	15%	\$408	\$1,089	\$451	\$953	
CA	60x192 (2 pieces)	\$7,170	\$7,528	\$7,887	\$13,443	\$16,132	\$17,924	15%	\$538	\$1,434	\$451	\$1,255	
CA	60x240 (2 pieces)	\$7,733	\$8,120	\$8,506	\$14,500	\$17,399	\$19,333	15%	\$580	\$1,547	\$451	\$1,353	
BOAT (BOT)													
CA	36x48x96	\$3,506	\$3,681	\$3,856	\$6,573	\$7,888	\$8,764	15%	\$263	\$701	\$451	\$614	

VOLUMA CONFERENCE TABLES - (LAMINATE - PVC & WOOD EDGE)

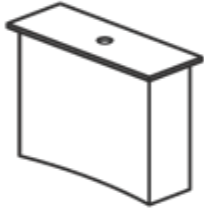
ARCH BASE - LAMINATE










		Edge Choice: PVC & T-Mold				Edge Choice: Wood (Red Oak & Maple)			Wood Upgrade	Laminate Upgrades	Option	Light Weight	
		T-15	L-18	P-14	PK-2	W-12	W-23	W-19	Upgrade: Walnut / Mahogany / Cherry	Laminate Upgrade I	Laminate Upgrade II	SPECIAL HEIGHT	Light Weight (PVC only - 1" top)
		P-10 (self)	L-21		PK-4	W-18	W-17	ADD					
		L-15	P-12		L-23	W-16	W-32						
CA	42x54x120 (1 piece)	\$5,031		\$5,282	\$5,534	\$9,433	\$11,319	\$12,577	15%	\$377	\$1,006	\$451	\$880
CA	42x54x144 (1 piece)	\$5,287		\$5,552	\$5,816	\$9,914	\$11,896	\$13,218	15%	\$397	\$1,057	\$451	\$925
CA	48x60x192 (2 pieces)	\$7,170		\$7,528	\$7,887	\$13,443	\$16,132	\$17,924	15%	\$538	\$1,434	\$451	\$1,255
CA	48x60x240 (2 pieces)	\$7,733		\$8,120	\$8,506	\$14,500	\$17,399	\$19,333	15%	\$580	\$1,547	\$451	\$1,353
ARC BOAT (ARCBOT)													
CA	36x48x96	\$3,681		\$3,865	\$4,049	\$6,902	\$8,282	\$9,203	15%	\$276	\$736	\$451	\$644
CA	42x54x120 (1 piece)	\$5,282		\$5,546	\$5,811	\$9,904	\$11,885	\$13,206	15%	\$396	\$1,056	\$451	\$924
CA	42x54x144 (1 piece)	\$5,552		\$5,829	\$6,107	\$10,409	\$12,491	\$13,879	15%	\$416	\$1,110	\$451	\$972
CA	48x60x192 (2 pieces)	\$7,528		\$7,905	\$8,281	\$14,115	\$16,939	\$18,821	15%	\$565	\$1,506	\$451	\$1,317
CA	48x60x240 (2 pieces)	\$8,120		\$8,526	\$8,932	\$15,225	\$18,269	\$20,299	15%	\$609	\$1,624	\$451	\$1,421
OVAL (OVL)													
CA	42x96	\$3,397		\$3,567	\$3,737	\$6,370	\$7,644	\$8,494	15%	\$255	\$679	\$451	\$595
CA	48x96	\$3,506		\$3,681	\$3,856	\$6,573	\$7,888	\$8,764	15%	\$263	\$701	\$451	\$614
CA	48x120 (1 piece)	\$3,737		\$3,924	\$4,111	\$7,007	\$8,408	\$9,342	15%	\$280	\$747	\$451	\$654
CA	48x144 (1 piece)	\$5,128		\$5,385	\$5,641	\$9,616	\$11,539	\$12,821	15%	\$385	\$1,026	\$451	\$897
CA	60x120 (1 piece)	\$4,004		\$4,204	\$4,404	\$7,508	\$9,009	\$10,010	15%	\$300	\$801	\$451	\$701
CA	60x144 (1 piece)	\$5,446		\$5,718	\$5,991	\$10,211	\$12,254	\$13,615	15%	\$408	\$1,089	\$451	\$953

VOLUMA CONFERENCE TABLES - (VENEER)

ARCH BASE - LAMINATE










		Edge Choice: Wood (Red Oak & Maple)			Wood Upgrade	Option
		 V-12	 V-23  V-18  V-16	 V-19  V-17  V-32	Upgrade: Walnut / Mahogany / Cherry	SPECIAL HEIGHT
					ADD	ADD
RECTANGLE (REC)						
CA	42x96	\$5,804	\$6,384	\$6,675	15%	\$451
CA	48x96	\$5,994	\$6,593	\$6,893	15%	\$451
CA	48x120 (1 piece)	\$9,341	\$10,275	\$10,742	15%	\$451
CA	48x144 (1 piece)	\$10,476	\$11,523	\$12,047	15%	\$451
CA	48x168 (2 pieces)	\$12,833	\$14,116	\$14,757	15%	\$451
CA	48x192 (2 pieces)	\$13,968	\$15,365	\$16,063	15%	\$451
CA	60x120 (1 piece)	\$10,761	\$11,838	\$12,376	15%	\$451
CA	60x144 (1 piece)	\$12,182	\$13,400	\$14,010	15%	\$451
CA	60x168 (2 pieces)	\$14,818	\$16,299	\$17,040	15%	\$451
CA	60x192 (2 pieces)	\$16,238	\$17,862	\$18,674	15%	\$451
CA	60x240 (2 pieces)	\$19,080	\$20,988	\$21,942	15%	\$451
ARC RECTANGLE (ARC REC)						
CA	42x96	\$6,094	\$6,704	\$7,008	15%	\$451
CA	48x96	\$6,293	\$6,923	\$7,237	15%	\$451
CA	48x120 (1 piece)	\$9,808	\$10,788	\$11,279	15%	\$451
CA	48x144 (1 piece)	\$11,000	\$12,100	\$12,650	15%	\$451
CA	48x168 (2 pieces)	\$13,474	\$14,822	\$15,495	15%	\$451
CA	48x192 (2 pieces)	\$14,666	\$16,133	\$16,866	15%	\$451
CA	60x120 (1 piece)	\$11,299	\$12,429	\$12,994	15%	\$451
CA	60x144 (1 piece)	\$12,791	\$14,070	\$14,710	15%	\$451
CA	60x168 (2 pieces)	\$15,558	\$17,114	\$17,892	15%	\$451
CA	60x192 (2 pieces)	\$17,050	\$18,755	\$19,608	15%	\$451
CA	60x240 (2 pieces)	\$20,034	\$22,037	\$23,039	15%	\$451
RACETRACK (RAC)						
CA	42x84	\$5,765	\$6,342	\$6,630	15%	\$451
CA	42x96	\$5,946	\$6,540	\$6,837	15%	\$451
CA	48x96	\$7,214	\$7,935	\$8,296	15%	\$451
CA	48x120 (1 piece)	\$9,849	\$10,834	\$11,326	15%	\$451
CA	48x144 (1 piece)	\$10,984	\$12,083	\$12,632	15%	\$451
CA	60x144 (1 piece)	\$12,691	\$13,960	\$14,594	15%	\$451
CA	60x192 (2 pieces)	\$16,747	\$18,421	\$19,259	15%	\$451
CA	60x240 (2 pieces)	\$19,588	\$21,547	\$22,527	15%	\$451
BOAT (BOT)						
CA	36x48x96	\$6,135	\$6,749	\$7,055	15%	\$451

VOLUMA CONFERENCE TABLES - (VENEER)

ARCH BASE - LAMINATE



		Edge Choice: Wood (Red Oak & Maple)			Wood Upgrade	Option
		 V-12	 V-23	 V-19	Upgrade: Walnut / Mahogany / Cherry	SPECIAL HEIGHT
		 V-18	 V-17	ADD		
		 V-16	 V-32			
CA	42x54x120 (1 piece)	\$8,804	\$9,684	\$10,125	15%	\$451
CA	42x54x144 (1 piece)	\$9,253	\$10,178	\$10,641	15%	\$451
CA	48x60x192 (2 pieces)	\$12,547	\$13,802	\$14,429	15%	\$451
CA	48x60x240 (2 pieces)	\$13,533	\$14,886	\$15,563	15%	\$451
ARC BOAT (ARCBOT)						
CA	36x48x96	\$6,442	\$7,086	\$7,408	15%	\$451
CA	42x54x120 (1 piece)	\$9,244	\$10,169	\$10,631	15%	\$451
CA	42x54x144 (1 piece)	\$9,715	\$10,687	\$11,173	15%	\$451
CA	48x60x192 (2 pieces)	\$13,174	\$14,492	\$15,151	15%	\$451
CA	48x60x240 (2 pieces)	\$14,210	\$15,631	\$16,341	15%	\$451
OVAL (OVL)						
CA	42x96	\$7,813	\$8,594	\$8,985	15%	\$451
CA	48x96	\$7,813	\$8,594	\$8,985	15%	\$451
CA	48x120 (1 piece)	\$9,498	\$10,448	\$10,923	15%	\$451
CA	48x144 (1 piece)	\$12,133	\$13,347	\$13,953	15%	\$451
CA	60x120 (1 piece)	\$11,267	\$12,394	\$12,957	15%	\$451
CA	60x144 (1 piece)	\$14,251	\$15,676	\$16,388	15%	\$451

VOLUMA CONFERENCE TABLES - (LAMINATE - PVC & WOOD EDGE)

ARCH BASE - VENEER



	Edge Choice: PVC & T-Mold				Edge Choice: Wood (Red Oak & Maple)			Wood Upgrade	Laminate Upgrades		Option	Light Weight
	T-15	L-18	P-14	PK-2	W-12	W-23	W-19	Upgrade: Walnut / Mahogany / Cherry ADD	Laminate Upgrade I	Laminate Upgrade II	SPECIAL HEIGHT ADD	Light Weight (PVC only - 1" top) ADD
	P-10 (self)	L-21		PK-4		W-18	W-17		ADD	ADD		
L-15	P-12		L-23		W-16	W-32	ADD		ADD			
RECTANGLE (REC)												
CAV 42x96	\$5,904	\$6,199	\$6,494	\$11,069	\$13,283	\$14,759	15%	\$443	\$1,181	\$451	\$1,033	
CAV 48x96	\$6,012	\$6,313	\$6,613	\$11,272	\$13,527	\$15,030	15%	\$451	\$1,202	\$451	\$1,052	
CAV 48x120 (1 piece)	\$8,697	\$9,132	\$9,567	\$16,307	\$19,568	\$21,743	15%	\$652	\$1,739	\$451	\$1,522	
CAV 48x144 (1 piece)	\$8,928	\$9,375	\$9,821	\$16,740	\$20,088	\$22,320	15%	\$670	\$1,786	\$451	\$1,562	
CAV 48x168 (2 pieces)	\$11,613	\$12,194	\$12,775	\$21,775	\$26,130	\$29,033	15%	\$871	\$2,323	\$451	\$2,032	
CAV 48x192 (2 pieces)	\$11,844	\$12,437	\$13,029	\$22,208	\$26,650	\$29,611	15%	\$888	\$2,369	\$451	\$2,073	
CAV 60x120 (1 piece)	\$8,964	\$9,412	\$9,861	\$16,808	\$20,169	\$22,410	15%	\$672	\$1,793	\$451	\$1,569	
CAV 60x144 (1 piece)	\$9,246	\$9,708	\$10,170	\$17,336	\$20,803	\$23,114	15%	\$693	\$1,849	\$451	\$1,618	
CAV 60x168 (2 pieces)	\$11,981	\$12,580	\$13,179	\$22,465	\$26,958	\$29,953	15%	\$899	\$2,396	\$451	\$2,097	
CAV 60x192 (2 pieces)	\$12,263	\$12,876	\$13,489	\$22,993	\$27,592	\$30,658	15%	\$920	\$2,453	\$451	\$2,146	
CAV 60x240 (2 pieces)	\$12,826	\$13,468	\$14,109	\$24,049	\$28,859	\$32,066	15%	\$962	\$2,565	\$451	\$2,245	
ARC RECTANGLE (ARC REC)												
CAV 42x96	\$6,199	\$6,509	\$6,819	\$11,623	\$13,947	\$15,497	15%	\$465	\$1,240	\$451	\$1,085	
CAV 48x96	\$6,313	\$6,628	\$6,944	\$11,836	\$14,203	\$15,781	15%	\$473	\$1,263	\$451	\$1,105	
CAV 48x120 (1 piece)	\$9,132	\$9,588	\$10,045	\$17,122	\$20,547	\$22,830	15%	\$685	\$1,826	\$451	\$1,598	
CAV 48x144 (1 piece)	\$9,375	\$9,843	\$10,312	\$17,577	\$21,093	\$23,436	15%	\$703	\$1,875	\$451	\$1,641	
CAV 48x168 (2 pieces)	\$12,194	\$12,804	\$13,413	\$22,864	\$27,436	\$30,485	15%	\$915	\$2,439	\$451	\$2,134	
CAV 48x192 (2 pieces)	\$12,437	\$13,058	\$13,680	\$23,319	\$27,982	\$31,091	15%	\$933	\$2,487	\$451	\$2,176	
CAV 60x120 (1 piece)	\$9,412	\$9,883	\$10,354	\$17,648	\$21,178	\$23,531	15%	\$706	\$1,882	\$451	\$1,647	
CAV 60x144 (1 piece)	\$9,708	\$10,193	\$10,679	\$18,203	\$21,843	\$24,270	15%	\$728	\$1,942	\$451	\$1,699	
CAV 60x168 (2 pieces)	\$12,580	\$13,209	\$13,838	\$23,588	\$28,306	\$31,451	15%	\$944	\$2,516	\$451	\$2,202	
CAV 60x192 (2 pieces)	\$12,876	\$13,520	\$14,164	\$24,143	\$28,971	\$32,190	15%	\$966	\$2,575	\$451	\$2,253	
CAV 60x240 (2 pieces)	\$13,468	\$14,141	\$14,814	\$25,252	\$30,302	\$33,669	15%	\$1,010	\$2,694	\$451	\$2,357	
RACETRACK (RAC)												
CAV 42x84	\$5,882	\$6,176	\$6,470	\$11,028	\$13,234	\$14,704	15%	\$441	\$1,176	\$451	\$1,029	
CAV 42x96	\$5,985	\$6,284	\$6,583	\$11,221	\$13,465	\$14,961	15%	\$449	\$1,197	\$451	\$1,047	
CAV 48x96	\$6,093	\$6,397	\$6,702	\$11,424	\$13,709	\$15,232	15%	\$457	\$1,219	\$451	\$1,066	
CAV 48x120 (1 piece)	\$8,778	\$9,217	\$9,656	\$16,459	\$19,750	\$21,945	15%	\$658	\$1,756	\$451	\$1,536	
CAV 48x144 (1 piece)	\$9,009	\$9,459	\$9,910	\$16,892	\$20,270	\$22,523	15%	\$676	\$1,802	\$451	\$1,577	
CAV 60x144 (1 piece)	\$9,327	\$9,793	\$10,259	\$17,487	\$20,985	\$23,317	15%	\$699	\$1,865	\$451	\$1,632	
CAV 60x192 (2 pieces)	\$12,344	\$12,961	\$13,578	\$23,145	\$27,774	\$30,860	15%	\$926	\$2,469	\$451	\$2,160	
CAV 60x240 (2 pieces)	\$12,907	\$13,553	\$14,198	\$24,201	\$29,041	\$32,268	15%	\$968	\$2,581	\$451	\$2,259	
BOAT (BOT)												
CAV 36x48x96	\$6,093	\$6,397	\$6,702	\$11,424	\$13,709	\$15,232	15%	\$457	\$1,219	\$451	\$1,066	

VOLUMA CONFERENCE TABLES - (LAMINATE - PVC & WOOD EDGE)

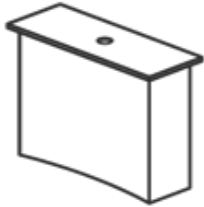
ARCH BASE - VENEER



		Edge Choice: PVC & T-Mold				Edge Choice: Wood (Red Oak & Maple)			Wood Upgrade	Laminate Upgrades	Option	Light Weight	
		T-15	L-18	P-14	PK-2	W-12	W-23	W-19	Upgrade: Walnut / Mahogany / Cherry	Laminate Upgrade I	Laminate Upgrade II	SPECIAL HEIGHT	Light Weight (PVC only - 1" top)
		P-10 (self)	L-21		PK-4	W-18	W-17	ADD					
		L-15	P-12		L-23	W-16	W-32						
CAV	42x54x120 (1 piece)	\$8,911	\$9,357	\$9,803	\$16,709	\$20,051	\$22,279	15%	\$668	\$1,782	\$451	\$1,559	
CAV	42x54x144 (1 piece)	\$9,168	\$9,626	\$10,085	\$17,190	\$20,628	\$22,920	15%	\$688	\$1,834	\$451	\$1,604	
CAV	48x60x192 (2 pieces)	\$12,344	\$12,961	\$13,578	\$23,145	\$27,774	\$30,860	15%	\$926	\$2,469	\$451	\$2,160	
CAV	48x60x240 (2 pieces)	\$12,907	\$13,553	\$14,198	\$24,201	\$29,041	\$32,268	15%	\$968	\$2,581	\$451	\$2,259	
ARC BOAT (ARCBOT)													
CAV	36x48x96	\$6,397	\$6,717	\$7,037	\$11,995	\$14,394	\$15,994	15%	\$480	\$1,279	\$451	\$1,120	
CAV	42x54x120 (1 piece)	\$9,357	\$9,825	\$10,293	\$17,544	\$21,053	\$23,392	15%	\$702	\$1,871	\$451	\$1,637	
CAV	42x54x144 (1 piece)	\$9,626	\$10,108	\$10,589	\$18,049	\$21,659	\$24,066	15%	\$722	\$1,925	\$451	\$1,685	
CAV	48x60x192 (2 pieces)	\$12,961	\$13,609	\$14,257	\$24,302	\$29,162	\$32,403	15%	\$972	\$2,592	\$451	\$2,268	
CAV	48x60x240 (2 pieces)	\$13,553	\$14,230	\$14,908	\$25,411	\$30,493	\$33,881	15%	\$1,016	\$2,711	\$451	\$2,372	
OVAL (OVL)													
CAV	42x96	\$5,985	\$6,284	\$6,583	\$11,221	\$13,465	\$14,961	15%	\$449	\$1,197	\$451	\$1,047	
CAV	48x96	\$6,093	\$6,397	\$6,702	\$11,424	\$13,709	\$15,232	15%	\$457	\$1,219	\$451	\$1,066	
CAV	48x120 (1 piece)	\$6,324	\$6,640	\$6,956	\$11,857	\$14,229	\$15,810	15%	\$474	\$1,265	\$451	\$1,107	
CAV	48x144 (1 piece)	\$9,009	\$9,459	\$9,910	\$16,892	\$20,270	\$22,523	15%	\$676	\$1,802	\$451	\$1,577	
CAV	60x120 (1 piece)	\$6,591	\$6,921	\$7,250	\$12,358	\$14,830	\$16,478	15%	\$494	\$1,318	\$451	\$1,153	
CAV	60x144 (1 piece)	\$9,327	\$9,793	\$10,259	\$17,487	\$20,985	\$23,317	15%	\$699	\$1,865	\$451	\$1,632	

VOLUMA CONFERENCE TABLES - (VENEER)

ARCH BASE - VENEER










	Edge Choice: Wood (Red Oak & Maple)			Wood Upgrade	Option
	V-12	V-23 V-18 V-16	V-19 V-17 V-32	Upgrade: Walnut / Mahogany / Cherry ADD	SPECIAL HEIGHT ADD
RECTANGLE (REC)					
CAV 42x96	\$10,331	\$11,365	\$11,881	15%	\$451
CAV 48x96	\$10,521	\$11,573	\$12,099	15%	\$451
CAV 48x120 (1 piece)	\$13,425	\$14,768	\$15,439	15%	\$451
CAV 48x144 (1 piece)	\$14,561	\$16,017	\$16,745	15%	\$451
CAV 48x168 (2 pieces)	\$18,279	\$20,107	\$21,021	15%	\$451
CAV 48x192 (2 pieces)	\$19,414	\$21,356	\$22,326	15%	\$451
CAV 60x120 (1 piece)	\$14,846	\$16,331	\$17,073	15%	\$451
CAV 60x144 (1 piece)	\$16,267	\$17,894	\$18,707	15%	\$451
CAV 60x168 (2 pieces)	\$20,264	\$22,290	\$23,304	15%	\$451
CAV 60x192 (2 pieces)	\$21,685	\$23,853	\$24,937	15%	\$451
CAV 60x240 (2 pieces)	\$24,526	\$26,979	\$28,205	15%	\$451
ARC RECTANGLE (ARC REC)					
CAV 42x96	\$10,848	\$11,933	\$12,475	15%	\$451
CAV 48x96	\$11,047	\$12,152	\$12,704	15%	\$451
CAV 48x120 (1 piece)	\$14,097	\$15,506	\$16,211	15%	\$451
CAV 48x144 (1 piece)	\$15,289	\$16,818	\$17,582	15%	\$451
CAV 48x168 (2 pieces)	\$19,193	\$21,112	\$22,072	15%	\$451
CAV 48x192 (2 pieces)	\$20,385	\$22,423	\$23,443	15%	\$451
CAV 60x120 (1 piece)	\$15,589	\$17,147	\$17,927	15%	\$451
CAV 60x144 (1 piece)	\$17,080	\$18,788	\$19,642	15%	\$451
CAV 60x168 (2 pieces)	\$21,277	\$23,405	\$24,469	15%	\$451
CAV 60x192 (2 pieces)	\$22,769	\$25,046	\$26,184	15%	\$451
CAV 60x240 (2 pieces)	\$25,753	\$28,328	\$29,616	15%	\$451
RACETRACK (RAC)					
CAV 42x84	\$10,293	\$11,322	\$11,837	15%	\$451
CAV 42x96	\$10,473	\$11,520	\$12,044	15%	\$451
CAV 48x96	\$9,937	\$10,931	\$11,428	15%	\$451
CAV 48x120 (1 piece)	\$13,934	\$15,327	\$16,024	15%	\$451
CAV 48x144 (1 piece)	\$15,069	\$16,576	\$17,329	15%	\$451
CAV 60x144 (1 piece)	\$16,775	\$18,453	\$19,292	15%	\$451
CAV 60x192 (2 pieces)	\$22,193	\$24,413	\$25,522	15%	\$451
CAV 60x240 (2 pieces)	\$25,035	\$27,538	\$28,790	15%	\$451
BOAT (BOT)					
CAV 36x48x96	\$10,662	\$11,729	\$12,262	15%	\$451


VOLUMA CONFERENCE TABLES - (VENEER)

ARCH BASE - VENEER



		Edge Choice: Wood (Red Oak & Maple)			Wood Upgrade	Option
		 V-12	 V-23	 V-19	Upgrade: Walnut / Mahogany / Cherry	SPECIAL HEIGHT
		 V-18	 V-17	ADD		
		 V-16	 V-32			
CAV	42x54x120 (1 piece)	\$15,595	\$17,154	\$17,934	15%	\$451
CAV	42x54x144 (1 piece)	\$16,044	\$17,648	\$18,450	15%	\$451
CAV	48x60x192 (2 pieces)	\$21,602	\$23,762	\$24,842	15%	\$451
CAV	48x60x240 (2 pieces)	\$22,588	\$24,846	\$25,976	15%	\$451
ARC BOAT (ARCBOT)						
CAV	36x48x96	\$11,196	\$12,315	\$12,875	15%	\$451
CAV	42x54x120 (1 piece)	\$16,375	\$18,012	\$18,831	15%	\$451
CAV	42x54x144 (1 piece)	\$16,846	\$18,530	\$19,373	15%	\$451
CAV	48x60x192 (2 pieces)	\$22,682	\$24,950	\$26,084	15%	\$451
CAV	48x60x240 (2 pieces)	\$23,717	\$26,089	\$27,275	15%	\$451
OVAL (OVL)						
CAV	42x96	\$10,536	\$11,590	\$12,116	15%	\$451
CAV	48x96	\$10,536	\$11,590	\$12,116	15%	\$451
CAV	48x120 (1 piece)	\$12,221	\$13,444	\$14,055	15%	\$451
CAV	48x144 (1 piece)	\$16,218	\$17,840	\$18,651	15%	\$451
CAV	60x120 (1 piece)	\$13,990	\$15,389	\$16,089	15%	\$451
CAV	60x144 (1 piece)	\$18,336	\$20,169	\$21,086	15%	\$451

iQ CONFERENCE TABLES - (LAMINATE - PVC & WOOD EDGE)



SQUARE (SQR)


IQC 42x42	\$1,950	\$2,047	\$2,145	\$3,656	\$4,387	\$4,875	15%	\$146	\$390	\$52	\$206
IQC 48x48	\$2,059	\$2,162	\$2,265	\$3,861	\$4,633	\$5,148	15%	\$154	\$412	\$52	\$206
IQC 60x60	\$2,526	\$2,652	\$2,779	\$4,737	\$5,684	\$6,315	15%	\$189	\$505	\$52	\$206

RECTANGLE (REC)

IQC 42x72	\$2,418	\$2,539	\$2,660	\$4,533	\$5,440	\$6,045	15%	\$181	\$484	\$52	\$206
IQC 42x84	\$3,019	\$3,170	\$3,321	\$5,660	\$6,792	\$7,547	15%	\$226	\$604	\$77	\$310
IQC 42x96	\$3,122	\$3,278	\$3,434	\$5,853	\$7,024	\$7,805	15%	\$234	\$624	\$77	\$310
IQC 42x120 (1 piece)	\$3,328	\$3,494	\$3,660	\$6,239	\$7,487	\$8,319	15%	\$250	\$666	\$77	\$310
IQC 42x144 (1 piece)	\$3,955	\$4,153	\$4,350	\$7,415	\$8,898	\$9,887	15%	\$297	\$791	\$77	\$310
IQC 48x96	\$3,230	\$3,392	\$3,553	\$6,056	\$7,268	\$8,075	15%	\$242	\$646	\$77	\$310
IQC 48x120 (1 piece)	\$3,461	\$3,634	\$3,807	\$6,490	\$7,788	\$8,653	15%	\$260	\$692	\$77	\$310
IQC 48x144 (1 piece)	\$4,114	\$4,319	\$4,525	\$7,713	\$9,256	\$10,284	15%	\$309	\$823	\$77	\$310
IQC 48x168 (2 pieces)	\$4,843	\$5,085	\$5,327	\$9,080	\$10,896	\$12,107	15%	\$363	\$969	\$103	\$413
IQC 48x192 (2 pieces)	\$5,572	\$5,851	\$6,129	\$10,448	\$12,537	\$13,930	15%	\$418	\$1,114	\$129	\$516
IQC 48x216 (2 pieces)	\$5,803	\$6,093	\$6,384	\$10,881	\$13,057	\$14,508	15%	\$435	\$1,161	\$129	\$516
IQC 48x240 (2 pieces)	\$6,954	\$7,301	\$7,649	\$13,038	\$15,646	\$17,384	15%	\$522	\$1,391	\$155	\$1,032
IQC 60x144 (1 piece)	\$4,431	\$4,653	\$4,874	\$8,308	\$9,970	\$11,078	15%	\$332	\$886	\$77	\$310
IQC 60x168 (2 pieces)	\$5,211	\$5,471	\$5,732	\$9,771	\$11,725	\$13,027	15%	\$391	\$1,042	\$103	\$413
IQC 60x192 (2 pieces)	\$5,991	\$6,290	\$6,590	\$11,233	\$13,479	\$14,977	15%	\$449	\$1,198	\$129	\$516
IQC 60x216 (2 pieces)	\$6,272	\$6,586	\$6,900	\$11,761	\$14,113	\$15,681	15%	\$470	\$1,254	\$129	\$516
IQC 60x240 (2 pieces)	\$7,473	\$7,847	\$8,221	\$14,012	\$16,815	\$18,683	15%	\$560	\$1,495	\$155	\$1,032

Edge Choice: PVC & T-Mold	Edge Choice: Wood (Red Oak & Maple)						Wood Upgrade	Laminate Upgrades		E1	E2
 T-15 L-18 P-10 (self) L-15 L-18 L-21 P-12	 P-14 PK-2 PK-4 L-23	 W-12	 W-23 W-18 W-16	 W-19 W-17 W-32	 Upgrade: Walnut / Mahogany / Cherry ADD	 Laminate Upgrade I ADD	 Laminate Upgrade II ADD	 Removable Cover ADD	 Wire Management ADD		

iQ CONFERENCE TABLES - (VENEER)



SQUARE (SQR)

IQC 42x42	\$4,058	\$4,464	\$4,667	15%	\$52	\$206
IQC 48x48	\$4,710	\$5,181	\$5,417	15%	\$52	\$206
IQC 60x60	\$5,043	\$5,547	\$5,799	15%	\$52	\$206

RECTANGLE (REC)

IQC 42x72	\$4,836	\$5,319	\$5,561	15%	\$52	\$206
IQC 42x84	\$6,038	\$6,641	\$6,943	15%	\$77	\$310
IQC 42x96	\$6,244	\$6,868	\$7,180	15%	\$77	\$310
IQC 42x120 (1 piece)	\$6,655	\$7,321	\$7,654	15%	\$77	\$310
IQC 42x144 (1 piece)	\$7,910	\$8,700	\$9,096	15%	\$77	\$310
IQC 48x96	\$6,500	\$7,150	\$7,475	15%	\$77	\$310
IQC 48x120 (1 piece)	\$7,914	\$8,706	\$9,101	15%	\$77	\$310
IQC 48x144 (1 piece)	\$9,493	\$10,442	\$10,917	15%	\$77	\$310
IQC 48x168 (2 pieces)	\$11,152	\$12,267	\$12,825	15%	\$103	\$413
IQC 48x192 (2 pieces)	\$12,812	\$14,093	\$14,734	15%	\$129	\$516
IQC 48x216 (2 pieces)	\$16,050	\$17,655	\$18,457	15%	\$129	\$516
IQC 48x240 (2 pieces)	\$16,050	\$17,655	\$18,457	15%	\$155	\$1,032
IQC 60x144 (1 piece)	\$11,199	\$12,319	\$12,879	15%	\$77	\$310
IQC 60x168 (2 pieces)	\$13,137	\$14,451	\$15,108	15%	\$103	\$413
IQC 60x192 (2 pieces)	\$15,082	\$16,591	\$17,345	15%	\$129	\$516
IQC 60x216 (2 pieces)	\$18,892	\$20,781	\$21,725	15%	\$129	\$516
IQC 60x240 (2 pieces)	\$18,892	\$20,781	\$21,725	15%	\$155	\$1,032

Edge Choice: Wood (Red Oak & Maple)			Wood Upgrade	E1	E2
V-12	V-23	V-19	Upgrade: Walnut / Mahogany / Cherry		
V-18	V-17	ADD		ADD	ADD
V-16	V-32			Removable Cover	Wire Management

WEST END



WEST END

With its rugged industrial look, the WEST END series table adds a new dimension to the parsons or community style table. Available in 30", 36" or 42" heights and lengths up to 120" as standard you have plenty of size options to choose from. Or if our standard dimensions don't quite work, we will make one to your specifications. Standard top options for this series are laminate or butcherblock, but we can also make your top in other materials like solid surface, veneer, stone, or other materials.

Table Pedestal Specifications:

Finishes: Available in over 40+ standard powder coat finishes

Table Specifications:

Construction: Each end base is made of two 2" x 2" steel uprights joined together by a 1.5"x1.5" joiner bar all welded together and comprised of 14 gauge cold rolled tube. At the top of the base is a 4"x 4" x 1/8" thick top plate to attach the base to your top.

For additional structural support all tables include a cross bar that attaches the lower portion of each base to one another.








Overhang of tops: For tops up to 72" in length, there is a minimal overhang of approximately 3 inches from the base upright.

On an 84" top there is a 6" overhang, on 96" and 120" tops there is a 12" overhang.

Table stiffeners are supplied where needed based on the length of the top and are included in the list price of the table.

Glides and Casters: All tables are equipped with leveling glides as standard, locking casters are available as an option.

WEST END TABLES - (LAMINATE - PVC EDGE)	WEST END TABLES - (1-1/2" BUTCHERBLOCK)
---	---

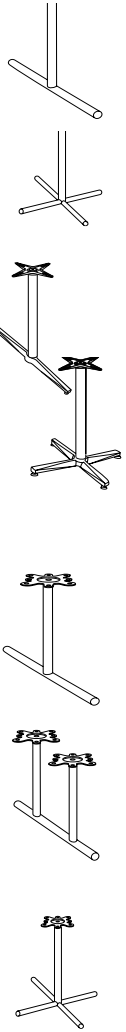
	Edge Choices: PVC & T-Mold				Laminate Upgrades		OPTIONS			Standard	Wood Upgrade	OPTIONS		
					Laminate Upgrade I	Laminate Upgrade II	36" Height	42" Height	CASTERS	Red Oak	Maple	36" Height	42" Height	CASTERS
	P-10 (self)	L-21		PK-4	ADD	ADD	ADD	ADD	ADD		ADD	ADD	ADD	ADD
														
RECTANGLE (REC)														
WE2 24x60	\$2,352	\$2,470	\$2,587	\$176	\$470	\$450	\$450	\$240	\$2,883	15%	\$450	\$450	\$240	
WE2 24x72	\$2,632	\$2,764	\$2,895	\$197	\$526	\$450	\$450	\$240	\$3,053	15%	\$450	\$450	\$240	
WE2 24x84	\$2,700	\$2,835	\$2,970	\$203	\$540	\$450	\$450	\$240	\$3,485	15%	\$450	\$450	\$240	
WE2 24x96	\$2,770	\$2,909	\$3,047	\$208	\$554	\$450	\$450	\$240	\$3,719	15%	\$450	\$450	\$240	
WE2 30x60	\$2,550	\$2,678	\$2,805	\$191	\$510	\$450	\$450	\$240	\$3,187	15%	\$450	\$450	\$240	
WE2 30x72	\$2,771	\$2,910	\$3,048	\$208	\$554	\$450	\$450	\$240	\$3,388	15%	\$450	\$450	\$240	
WE2 30x84	\$2,925	\$3,071	\$3,218	\$219	\$585	\$450	\$450	\$240	\$3,915	15%	\$450	\$450	\$240	
WE2 30x96	\$3,007	\$3,157	\$3,308	\$226	\$601	\$450	\$450	\$240	\$4,193	15%	\$450	\$450	\$240	
WE2 36x60	\$2,780	\$2,919	\$3,058	\$209	\$556	\$450	\$450	\$240	\$3,539	15%	\$450	\$450	\$240	
WE2 36x72	\$3,087	\$3,241	\$3,396	\$232	\$617	\$450	\$450	\$240	\$3,771	15%	\$450	\$450	\$240	
WE2 36x84	\$3,182	\$3,341	\$3,500	\$239	\$636	\$450	\$450	\$240						
WE2 36x96	\$3,278	\$3,442	\$3,606	\$246	\$656	\$450	\$450	\$240						
WE2 42x60	\$3,175	\$3,334	\$3,493	\$238	\$635	\$450	\$450	\$240						
WE2 42x72	\$3,496	\$3,671	\$3,846	\$262	\$699	\$450	\$450	\$240						
WE2 42x84	\$3,604	\$3,784	\$3,964	\$270	\$721	\$450	\$450	\$240						
WE2 42x96	\$3,712	\$3,898	\$4,083	\$278	\$742	\$450	\$450	\$240						
WE2 42 x 120 (3 bases)	\$4,764	\$5,002	\$5,240	\$357	\$953	\$660	\$660	\$360						
WE2 48x72	\$3,770	\$3,959	\$4,147	\$283	\$754	\$450	\$450	\$240						
WE2 48x84	\$3,892	\$4,087	\$4,281	\$292	\$778	\$450	\$450	\$240						
WE2 48x96	\$4,014	\$4,215	\$4,415	\$301	\$803	\$450	\$450	\$240						
WE2 48 x 120 (3 bases)	\$5,185	\$5,444	\$5,704	\$389	\$1,037	\$660	\$660	\$360						
WE2 60x96	\$4,344	\$4,561	\$4,778	\$326	\$869	\$450	\$450	\$240						
WE2 60 x 120 (3 bases)	\$5,621	\$5,902	\$6,183	\$422	\$1,124	\$660	\$660	\$360						

BASES ONLY




BASES ONLY

		OPTIONS													
	BASE	NESTING (Per 2 EB) - Under 84"	NESTING (Per 2 EB) - 84" & 96"	FOLDING	FLIP TOP	POWDERCOAT UPGRADE	UPGRADE FINISH (MIN. 10	CHROME	DELUXE CASTERS (BLK)	EQUALIZER	GLIDES	ANGLE BASE (Per T Table)	OFFSET BASE (Per Table)	ADJ. HEIGHT PIN (Per Table)	SPECIAL HEIGHT (Per
		ADD	ADD	ADD	ADD	ADD	ADD	ADD	ADD	ADD	ADD	ADD	ADD	ADD	ADD
SENSE		LIMITED BASE FINISH OPTIONS - TEXTURED ONLY													
SN1-16EB	16" End	\$118	\$370	\$370	\$202	N/A	N/A	\$64	N/A	\$77	\$29	N/A	N/A	\$677	\$77
SN1-20EB	20" End	\$121	\$370	\$370	\$202	N/A	N/A	\$64	N/A	\$77	\$29	N/A	N/A	\$677	\$77
SN1-26EB	26" End	\$163	\$370	\$370	\$202	N/A	N/A	\$64	N/A	\$77	\$29	N/A	N/A	\$677	\$77
SNX-22	22" X	\$244	N/A	N/A	N/A	\$107	N/A	\$97	N/A	\$155	\$58	N/A	N/A	N/A	\$77
SNX-26	26" X	\$249	N/A	N/A	N/A	\$107	N/A	\$97	N/A	\$155	\$58	N/A	N/A	N/A	\$77
SNX-32	32" X	\$251	N/A	N/A	N/A	\$107	N/A	\$97	N/A	\$155	\$58	N/A	N/A	N/A	\$77
SNX-38	38" X	\$313	N/A	N/A	N/A	\$107	N/A	\$97	N/A	\$155	\$58	N/A	N/A	N/A	\$77
STARFIRE		LIMITED BASE FINISH OPTIONS - TEXTURED ONLY													
ST1-22EB	22" End	\$214	\$370	\$370	N/A	N/A	N/A	\$135	N/A	\$77	\$29	N/A	N/A	\$677	\$77
ST1-26EB	26" End	\$224	\$370	\$370	N/A	N/A	N/A	\$135	N/A	\$77	\$29	N/A	N/A	\$677	\$77
STX-22	22" X	\$285	N/A	N/A	N/A	\$107	N/A	\$271	N/A	\$155	\$58	N/A	N/A	N/A	\$77
STX-26	26" X	\$304	N/A	N/A	N/A	\$107	N/A	\$271	N/A	\$155	\$58	N/A	N/A	N/A	\$77
STX-32	32" X	\$384	N/A	N/A	N/A	\$107	N/A	\$271	N/A	\$155	\$58	N/A	N/A	N/A	\$77
STX-42	42" X	\$540	N/A	N/A	N/A	\$107	N/A	\$271	N/A	\$155	\$58	N/A	N/A	N/A	\$77
STX-2431	24"x31" X	\$484	N/A	N/A	N/A	\$107	N/A	\$271	N/A	\$155	\$58	N/A	N/A	N/A	\$77
VOYAGER		LIMITED BASE FINISH OPTIONS - TEXTURED ONLY													
VS1-16EB	16" 1 Col.	\$237	\$370	\$370	\$202	N/A	\$128	N/A	\$161	\$77	\$29	\$32	\$128	\$677	\$77
VS1-20EB	20" 1 Col.	\$242	\$370	\$370	\$202	N/A	\$128	N/A	\$161	\$77	\$29	\$32	\$128	\$677	\$77
VS1-26EB	26" 1 Col.	\$250	\$370	\$370	\$202	N/A	\$128	N/A	\$161	\$77	\$29	\$32	\$128	\$677	\$77
VS2-16EB	16" 2 Col.	\$309	\$370	\$370	\$202	N/A	\$128	N/A	\$258	\$77	\$29	\$32	\$128	\$677	\$77
VS2-20EB	20" 2 Col.	\$309	\$370	\$370	\$202	N/A	\$128	N/A	\$258	\$77	\$29	\$32	\$128	\$677	\$77
VS2-26EB	26" 2 Col.	\$312	\$370	\$370	\$202	N/A	\$128	N/A	\$258	\$77	\$29	\$32	\$128	\$677	\$77
VS2-32EB	32" 2 Col.	\$431	\$370	\$370	\$202	N/A	\$128	N/A	\$258	\$77	\$29	\$32	\$128	\$677	\$77
VS2-38EB	38" 2 Col.	\$437	\$370	\$370	\$202	N/A	\$128	N/A	\$258	\$77	\$29	\$32	\$128	\$677	\$77
VS2-42EB	42" 2 Col.	\$440	\$370	\$370	\$202	N/A	\$128	N/A	\$258	\$77	\$29	\$32	\$128	\$677	\$77
VSX-22	22" X	\$396	N/A	N/A	N/A	\$107	\$128	N/A	\$258	\$155	\$58	N/A	N/A	N/A	\$77
VSX-26	26" X	\$403	N/A	N/A	N/A	\$107	\$128	N/A	\$258	\$155	\$58	N/A	N/A	N/A	\$77
VSX-32	32" X	\$407	N/A	N/A	N/A	\$107	\$128	N/A	\$258	\$155	\$58	N/A	N/A	N/A	\$77
VSX-38	38" X	\$493	N/A	N/A	N/A	\$107	\$128	N/A	\$258	\$155	\$58	N/A	N/A	N/A	\$77
VSX-38-5	38"-5 X	\$721	N/A	N/A	N/A	N/A	\$128	N/A	\$516	\$155	\$58	N/A	N/A	N/A	\$77
VSX-2226	22"x26" X	\$403	N/A	N/A	N/A	\$107	\$128	N/A	\$258	\$155	\$58	N/A	N/A	N/A	\$77
VSX-2638	26"x38" X	\$487	N/A	N/A	N/A	\$107	\$128	N/A	\$258	\$155	\$58	N/A	N/A	N/A	\$77
VSX-3238	32"x38" X	\$487	N/A	N/A	N/A	\$107	\$128	N/A	\$258	\$155	\$58	N/A	N/A	N/A	\$77



BASES ONLY

	BASE	OPTIONS												
		NESTING (Per 2 EB) - Under 84"	NESTING (Per 2 EB) - 84" & 96"	FOLDING	FLIP TOP	POWDERCOAT UPGRADE	UPGRADE FINISH (MIN. 10	CHROME	DELUXE CASTERS (BLK)	EQUALIZER GLIDES	ANGLE BASE (Per Table)	OFFSET BASE (Per Table)	ADJ. HEIGHT PIN (Per Table)	SPECIAL HEIGHT (Per
		ADD	ADD	ADD	ADD	ADD	ADD	ADD	ADD	ADD	ADD	ADD	ADD	ADD
VOYAGER PREMIUM SOLID STEEL														
VS1BAR-16EB 16" 1 Col.	\$426	\$370	\$370	N/A	N/A	\$128	N/A	\$161	\$77	\$29	\$32	\$128	\$677	\$77
VS1BAR-20EB 20" 1 Col.	\$454	\$370	\$370	N/A	N/A	\$128	N/A	\$161	\$77	\$29	\$32	\$128	\$677	\$77
VS1BAR-26EB 26" 1 Col.	\$490	\$370	\$370	N/A	N/A	\$128	N/A	\$161	\$77	\$29	\$32	\$128	\$677	\$77
VS1BAR-36EB 36" 1 Col.	\$547	\$370	\$370	N/A	N/A	\$128	N/A	\$161	\$77	\$29	\$32	\$128	\$677	\$77
VS2BAR-36EB 36" 2 Col.	\$688	\$370	\$370	N/A	N/A	\$128	N/A	\$258	\$77	\$29	\$32	\$128	\$677	\$77
VS2BAR-42EB 42" 2 Col.	\$731	\$370	\$370	N/A	N/A	\$128	N/A	\$258	\$77	\$29	\$32	\$128	\$677	\$77
VXBAR-20 20" X	\$907	N/A	N/A	N/A	\$107	\$128	N/A	\$258	\$155	\$58	N/A	N/A	N/A	\$77
VXBAR-26 26" X	\$1,008	N/A	N/A	N/A	\$107	\$128	N/A	\$258	\$155	\$58	N/A	N/A	N/A	\$77
VXBAR-30 30" X	\$1,147	N/A	N/A	N/A	\$107	\$128	N/A	\$258	\$155	\$58	N/A	N/A	N/A	\$77
VXBAR-36 36" X	\$1,214	N/A	N/A	N/A	\$107	\$128	N/A	\$258	\$155	\$58	N/A	N/A	N/A	\$77
VXBAR-36-5 36"-5 X	\$1,731	N/A	N/A	N/A	\$107	\$128	N/A	\$516	\$155	\$58	N/A	N/A	N/A	\$77
VXBAR-2026 20"x26" X	\$887	N/A	N/A	N/A	\$107	\$128	N/A	\$258	\$155	\$58	N/A	N/A	N/A	\$77
VXBAR-2630 26"x30" X	\$1,114	N/A	N/A	N/A	\$107	\$128	N/A	\$258	\$155	\$58	N/A	N/A	N/A	\$77
VXBAR-2636 26"x36" X	\$1,158	N/A	N/A	N/A	\$107	\$128	N/A	\$258	\$155	\$58	N/A	N/A	N/A	\$77
ANYWAY														
AN1-16EB 16" End	\$227	\$370	\$370	\$202	N/A	\$128	N/A	N/A	\$77	N/A	\$32	\$128	\$677	\$77
AN1-23EB 23" End	\$230	\$370	\$370	\$202	N/A	\$128	N/A	N/A	\$77	N/A	\$32	\$128	\$677	\$77
AN1-26EB 26" End	\$241	\$370	\$370	\$202	N/A	\$128	N/A	N/A	\$77	N/A	\$32	\$128	\$677	\$77
AN2-32EB 32" 2 Col.	\$483	N/A	N/A	N/A	N/A	\$128	N/A	N/A	\$77	N/A	N/A	N/A	N/A	\$77
AN2-39EB 39" 2 Col.	\$519	N/A	N/A	N/A	N/A	\$128	N/A	N/A	\$77	N/A	N/A	N/A	N/A	\$77
ANX-23 23" X	\$369	N/A	N/A	N/A	\$107	\$128	N/A	N/A	\$155	N/A	N/A	N/A	N/A	\$77
ANX-26 26" X	\$391	N/A	N/A	N/A	\$107	\$128	N/A	N/A	\$155	N/A	N/A	N/A	N/A	\$77
ANX-36-3" 36"X-3" Col.	\$529	N/A	N/A	N/A	\$107	\$128	N/A	N/A	\$155	N/A	N/A	N/A	N/A	\$77
ANX-36-4" 36"X 4" Col.	\$550	N/A	N/A	N/A	\$107	\$128	N/A	N/A	\$155	N/A	N/A	N/A	N/A	\$77
ANX2332	\$583	N/A	N/A	N/A	N/A	\$128	N/A	N/A	\$155	N/A	N/A	N/A	N/A	\$77
ANX2639	\$619	N/A	N/A	N/A	N/A	\$128	N/A	N/A	\$155	N/A	N/A	N/A	N/A	\$77
MOBI														
MB1-22EB 22" End	\$305	\$370	\$370	N/A	N/A	\$128	N/A	N/A	\$77	N/A	N/A	N/A	\$813	\$77
MBX-22 22" X	\$422	N/A	N/A	N/A	N/A	\$128	N/A	N/A	\$155	N/A	N/A	N/A	N/A	\$77
MBX-28 28" X	\$444	N/A	N/A	N/A	N/A	\$128	N/A	N/A	\$155	N/A	N/A	N/A	N/A	\$77
MBX-32 32" X	\$470	N/A	N/A	N/A	N/A	\$128	N/A	N/A	\$155	N/A	N/A	N/A	N/A	\$77
TELESTO														
TLS-20EB 20" End	\$290	\$370	\$370	\$190	N/A	\$128	N/A	N/A	\$77	N/A	N/A	N/A	N/A	\$77
TSL-26EB 26" End	\$305	\$370	\$370	\$190	N/A	\$128	N/A	N/A	\$77	N/A	N/A	N/A	N/A	\$77



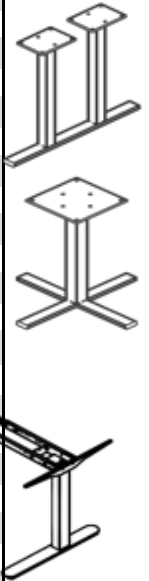
BASES ONLY

		OPTIONS														
		BASE		OPTIONS												SPECIAL HEIGHT (Per
		NESTING (Per 2 EB) - Under 84"	NESTING (Per 2 EB) - 84" & 96"	FOLDING	FLIP TOP	POWDERCOAT UPGRADE	UPGRADE FINISH (MIN. 10	CHROME	DELUXE CASTERS (BLK)	EQUALIZER GLIDES	ANGLE BASE (Per Table)	OFFSET BASE (Per Table)	ADJ. HEIGHT PIN (Per Table)	HEIGHT)		
		ADD	ADD	ADD	ADD	ADD	ADD	ADD	ADD	ADD	ADD	ADD	ADD	ADD	ADD	
TITAN																
TS1-2	2" Flat Plug Leg	\$196	N/A	N/A	N/A	N/A	\$128	N/A	\$161	\$39	N/A	N/A	N/A	N/A	\$77	
TS1-3	3" Flat Plug Leg	\$229	N/A	N/A	N/A	N/A	\$128	N/A	\$161	\$39	N/A	N/A	N/A	N/A	\$77	
TS1-4	4" Flat Plug Leg	\$267	N/A	N/A	N/A	N/A	\$128	N/A	\$161	\$39	N/A	N/A	N/A	N/A	\$77	
TS1-PMB	Perm. Mnt.	\$279	N/A	N/A	N/A	N/A	\$128	N/A	N/A	N/A	N/A	N/A	N/A	N/A	\$77	
TS1-PMBE	Perm. Mnt. Elec	\$333	N/A	N/A	N/A	N/A	\$128	N/A	N/A	N/A	N/A	N/A	N/A	N/A	\$77	
TS1-PMBCE	Concealed Elec.	\$619	N/A	N/A	N/A	N/A	\$128	N/A	N/A	N/A	N/A	N/A	N/A	N/A	\$77	
iQ PLUS																
IQS-22EB	22" End	\$377	N/A	N/A	N/A	\$300	\$128	N/A	N/A	\$77	N/A	N/A	N/A	N/A	\$77	
VORTEX																
VOX-18X	18" - no glides	\$537	N/A	N/A	N/A	\$107	\$128	N/A	\$258	N/A	N/A	N/A	N/A	N/A	\$77	
VOX-24X	24" - no glides	\$702	N/A	N/A	N/A	\$107	\$128	N/A	\$258	N/A	N/A	N/A	N/A	N/A	\$77	
VOX-30X	30" - with glides	\$1,034	N/A	N/A	N/A	\$107	\$128	N/A	\$258	N/A	N/A	N/A	N/A	N/A	\$77	
DISCUS																
DSX-18X	18" Stl. Spin.	\$561	N/A	N/A	N/A	\$107	\$128	N/A	\$258	N/A	N/A	N/A	N/A	N/A	\$77	
DSX-22X	22" Stl. Spin.	\$631	N/A	N/A	N/A	\$107	\$128	N/A	\$258	N/A	N/A	N/A	N/A	N/A	\$77	
DSX-28X	28" Stl. Spin.	\$827	N/A	N/A	N/A	\$107	\$128	N/A	\$258	N/A	N/A	N/A	N/A	N/A	\$77	
EXCALIBUR																
ES1-16	16" 1 Col.	\$380	\$370	\$370	N/A	N/A	\$128	N/A	\$161	\$77	\$29	CF	CF	\$677	\$77	
ES1-20	20" 1 Col.	\$403	\$370	\$370	N/A	N/A	\$128	N/A	\$161	\$77	\$29	CF	CF	\$677	\$77	
ES1-26	26" 1 Col.	\$437	\$370	\$370	N/A	N/A	\$128	N/A	\$161	\$77	\$29	CF	CF	\$677	\$77	
ES2-30	30" 2 Col.	\$536	\$370	\$370	N/A	N/A	\$128	N/A	\$258	\$77	\$29	CF	CF	\$677	\$77	
ES2-36	36" 2 Col.	\$622	\$370	\$370	N/A	N/A	\$128	N/A	\$258	\$77	\$29	CF	CF	\$677	\$77	
ESX-20	20" X	\$641	N/A	N/A	N/A	\$107	\$128	N/A	\$258	\$155	\$58	CF	CF	N/A	\$77	
ESX-26	26" X	\$697	N/A	N/A	N/A	\$107	\$128	N/A	\$258	\$155	\$58	CF	CF	N/A	\$77	
ESX-30	30" X	\$742	N/A	N/A	N/A	\$107	\$128	N/A	\$258	\$155	\$58	CF	CF	N/A	\$77	
ESX-36	36" X	\$836	N/A	N/A	N/A	\$107	\$128	N/A	\$258	\$155	\$58	CF	CF	N/A	\$77	
ESX-36-4	36" X-(4) 2" Col.	\$1,077	N/A	N/A	N/A	\$107	\$128	N/A	\$258	\$155	\$58	CF	CF	N/A	\$77	
ESX-42-4	42" X-(4) 2" Col.	\$1,077	N/A	N/A	N/A	\$107	\$128	N/A	\$258	\$155	\$58	CF	CF	N/A	\$77	
EXCALIBUR SQUARED																
ESQ1-16	16" 1 Col.	\$478	CF	CF	N/A	N/A	\$128	N/A	\$161	\$77	\$29	N/A	N/A	N/A	\$77	
ESQ1-20	20" 1 Col.	\$501	CF	CF	N/A	N/A	\$128	N/A	\$161	\$77	\$29	N/A	N/A	N/A	\$77	
ESQ1-26	26" 1 Col.	\$534	CF	CF	N/A	N/A	\$128	N/A	\$161	\$77	\$29	N/A	N/A	N/A	\$77	
ESQ2-30	30" 2 Col.	\$778	CF	CF	N/A	N/A	\$128	N/A	\$258	\$77	\$29	N/A	N/A	N/A	\$77	



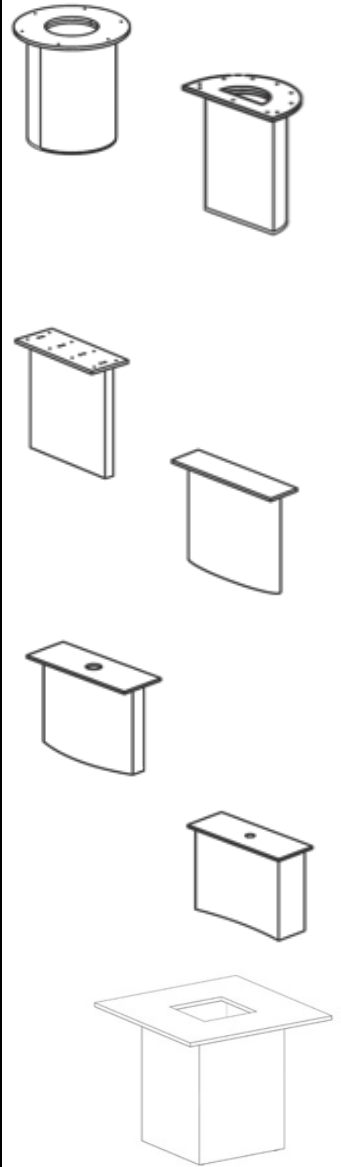
BASES ONLY

		OPTIONS														
		NESTING (Per 2 EB) - Under 84"	NESTING (Per 2 EB) - 84" & 96"	FOLDING	FLIP TOP	POWDERCOAT UPGRADE	UPGRADE FINISH (MIN. 10	CHROME	DELUXE CASTERS (BLK)	EQUALIZER GLIDES	ANGLE BASE (Per Table)	OFFSET BASE (Per Table)	ADJ. HEIGHT PIN (Per Table)	SPECIAL HEIGHT (Per		
BASE		ADD	ADD	ADD	ADD	ADD	ADD	ADD	ADD	ADD	ADD	ADD	ADD	ADD		
ESQ2-36	36" 2 Col.	\$812	CF	CF	N/A	N/A	\$128	N/A	\$258	\$77	\$29	N/A	N/A	N/A	\$77	
ESQX-20X	20" X	\$853	N/A	N/A	N/A	N/A	\$128	N/A	\$258	\$155	\$58	N/A	N/A	N/A	\$77	
ESQX-26X	26" X	\$920	N/A	N/A	N/A	N/A	\$128	N/A	\$258	\$155	\$58	N/A	N/A	N/A	\$77	
ESQX-30X	30" X	\$967	N/A	N/A	N/A	N/A	\$128	N/A	\$258	\$155	\$58	N/A	N/A	N/A	\$77	
ESQX-36X	36" X	\$1,034	N/A	N/A	N/A	N/A	\$128	N/A	\$258	\$155	\$58	N/A	N/A	N/A	\$77	
FLEXCALIBUR																
ESQ1-22-ADJI 22"		\$2,193	N/A	N/A	N/A	N/A	N/A	N/A	N/A	N/A	N/A					
ESQ1-28-ADJI 28"		\$2,193	N/A	N/A	N/A	N/A	N/A	N/A	N/A	N/A	N/A					
ESQ1-22-ADJI 22" BIFMA		\$2,550	N/A	N/A	N/A	N/A	N/A	N/A	N/A	N/A	N/A					
ESQ1-28-ADJI 28" BIFMA		\$1,977	N/A	N/A	N/A	N/A	N/A	N/A	N/A	N/A	N/A					
PALISADE																
			LIMITED BASE FINISH OPTIONS - TEXTURED ONLY													
PAL-EB		\$75	N/A	N/A	N/A	N/A	\$128	\$32	N/A	\$39	\$15	N/A	N/A	N/A	N/A	
PLATEAU																
PLX17X	17"x17"	\$687	N/A	N/A	N/A	N/A	\$128	N/A	N/A	N/A	N/A	N/A	N/A	N/A	\$77	
PLX22X	22"x22"	\$885	N/A	N/A	N/A	N/A	\$128	N/A	N/A	N/A	N/A	N/A	N/A	N/A	\$77	
PLX27X	27"x27"	\$1,165	N/A	N/A	N/A	N/A	\$128	N/A	N/A	N/A	N/A	N/A	N/A	N/A	\$77	



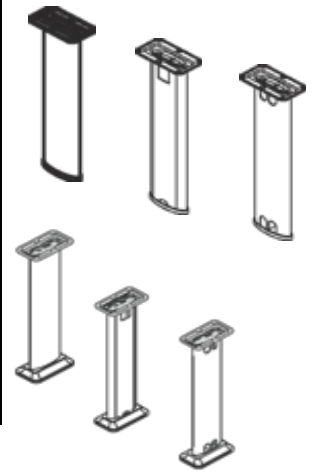
BASES ONLY

			OPTIONS						
			BASE	Grommet - Top	Grommet - Bottom	Two Grommets	Accessory Door 10"x10"	Accessory Door & Grommet Top	SPECIAL HEIGHT
				ADD	ADD	ADD	ADD	ADD	ADD
VOLUMA									
CC18	18"	Cylinder Laminate	\$1,145	\$115	\$115	\$231	\$682	\$773	\$226
CC24	24"	Cylinder Laminate	\$1,233	\$115	\$115	\$231	\$682	\$773	\$226
CC30	30"	Cylinder Laminate	\$1,357	\$115	\$115	\$231	\$682	\$773	\$226
CC36	36"	Cylinder Laminate	\$1,492	\$115	\$115	\$231	\$682	\$773	\$226
CCV18	18"	Cylinder Veneer	\$1,432	\$115	\$115	\$231	\$682	\$773	\$226
CCV24	24"	Cylinder Veneer	\$1,586	\$115	\$115	\$231	\$682	\$773	\$226
CCV30	30"	Cylinder Veneer	\$1,744	\$115	\$115	\$231	\$682	\$773	\$226
CCV36	36"	Cylinder Veneer	\$1,919	\$115	\$115	\$231	\$682	\$773	\$226
CH18	18"	1/2 Cylinder Laminate	\$1,233	\$115	\$115	\$231	\$682	\$773	\$226
CH24	24"	1/2 Cylinder Laminate	\$1,344	\$115	\$115	\$231	\$682	\$773	\$226
CHV18	18"	1/2 Cylinder Veneer	\$1,674	\$115	\$115	\$231	\$682	\$773	\$226
CHV24	24"	1/2 Cylinder Veneer	\$1,799	\$115	\$115	\$231	\$682	\$773	\$226
CP18	18"	Flat Panel Laminate	\$811	N/A	N/A	N/A	N/A	N/A	\$226
CP24	24"	Flat Panel Laminate	\$901	N/A	N/A	N/A	N/A	N/A	\$226
CP36	36"	Flat Panel Laminate	\$901	N/A	N/A	N/A	N/A	N/A	\$226
CO20	20"	Oval Laminate	\$1,099	N/A	N/A	N/A	N/A	N/A	\$226
CO26	26"	Oval Laminate	\$1,221	N/A	N/A	N/A	N/A	N/A	\$226
CO36	36"	Oval Laminate	\$1,221	N/A	N/A	N/A	N/A	N/A	\$226
COV20	20"	Oval Veneer	\$2,325	N/A	N/A	N/A	N/A	N/A	\$226
COV26	26"	Oval Veneer	\$2,583	N/A	N/A	N/A	N/A	N/A	\$226
COV36	36"	Oval Veneer	\$2,583	N/A	N/A	N/A	N/A	N/A	\$226
CB18	18"	Boat Laminate	\$1,099	N/A	N/A	N/A	N/A	N/A	\$226
CB24	24"	Boat Laminate	\$1,221	N/A	N/A	N/A	N/A	N/A	\$226
CB36	36"	Boat Laminate	\$1,221	N/A	N/A	N/A	N/A	N/A	\$226
CBV18	18"	Boat Veneer	\$2,325	N/A	N/A	N/A	N/A	N/A	\$226
CBV24	24"	Boat Veneer	\$2,583	N/A	N/A	N/A	N/A	N/A	\$226
CBV36	36"	Boat Veneer	\$2,583	N/A	N/A	N/A	N/A	N/A	\$226
CA18	18"	Arch Laminate	\$1,099	N/A	N/A	N/A	N/A	N/A	\$226
CA24	24"	Arch Laminate	\$1,221	N/A	N/A	N/A	N/A	N/A	\$226
CA36	36"	Arch Laminate	\$1,221	N/A	N/A	N/A	N/A	N/A	\$226
CAV18	18"	Arch Veneer	\$2,325	N/A	N/A	N/A	N/A	N/A	\$226
CAV24	24"	Arch Veneer	\$2,583	N/A	N/A	N/A	N/A	N/A	\$226
CAV36	36"	Arch Veneer	\$2,583	N/A	N/A	N/A	N/A	N/A	\$226
CSQ18	18"	Square Laminate	\$1,603	N/A	N/A	N/A	N/A	N/A	\$226
CSQ24	24"	Square Laminate	\$1,726	N/A	N/A	N/A	N/A	N/A	\$226
CSQ30	30"	Square Laminate	\$1,899	N/A	N/A	N/A	N/A	N/A	\$226
CSQ36	36"	Square Laminate	\$3,041	N/A	N/A	N/A	N/A	N/A	\$226
CSQV18	18"	Square Veneer	\$3,367	N/A	N/A	N/A	N/A	N/A	\$226
CSQV24	24"	Square Veneer	\$3,625	N/A	N/A	N/A	N/A	N/A	\$226
CSQV30	30"	Square Veneer	\$3,988	N/A	N/A	N/A	N/A	N/A	\$226
CSQV36	36"	Square Veneer	\$6,386	N/A	N/A	N/A	N/A	N/A	\$226



BASES ONLY


















		OPTIONS						
		BASE	Grommet - Top	Grommet - Bottom	Two Grommets	Accessory Door 10"x10"	Accessory Door & Grommet Top	SPECIAL HEIGHT
			ADD	ADD	ADD	ADD	ADD	ADD
IQ CONFERENCE								
IQC	Standard Leg	\$373	N/A	N/A	N/A	N/A	N/A	N/A
IQC-E1	Removable Cover Leg	\$382	N/A	N/A	N/A	N/A	N/A	N/A
IQC-E2	Wire Mgt. Leg	\$425	N/A	N/A	N/A	N/A	N/A	N/A
IQ FIXED PEDESTAL								
IQ-PMB	Standard Leg	\$401	N/A	N/A	N/A	N/A	N/A	N/A
IQ-PMBE1	Removable Cover Leg	\$406	N/A	N/A	N/A	N/A	N/A	N/A
IQ-PMBE2	Wire Mgt. Leg	\$453	N/A	N/A	N/A	N/A	N/A	N/A




















TOPS ONLY



TOPS ONLY - LAMINATE

	Edge Choices: PVC & T-Mold				Edge Choices: Wood (Red Oak & Maple)			Wood Upgrade	Laminate Upgrades		Light Weight
	 T-15	 L-18	 P-14	 PK-2	 W-12	 W-23	 W-19	Upgrade: Walnut / Mahogany / Cherry	Laminate Upgrade I	Laminate Upgrade II	Light Weight (PVC only - 1" top)
	 P-10 (self)	 L-21		 PK-4		 W-18	 W-17				
	 L-15	 P-12		 L-23		 W-16	 W-32				
SQUARE (SQR)											
18x18	\$233		\$245	\$257	N/A	N/A	N/A	N/A	\$18	\$47	\$41
24x24	\$295		\$310	\$325	\$591	\$738	\$886	15%	\$22	\$59	\$52
30x30	\$370		\$389	\$407	\$741	\$926	\$1,111	15%	\$28	\$74	\$65
36x36	\$459		\$482	\$505	\$918	\$1,147	\$1,377	15%	\$34	\$92	\$80
42x42	\$561		\$589	\$617	\$1,542	\$1,962	\$2,242	15%	\$42	\$112	\$98
48x48	\$676		\$709	\$743	\$1,858	\$2,365	\$2,702	15%	\$51	\$135	\$118
54x54	\$804		\$844	\$884	N/A	N/A	N/A	N/A	\$60	\$161	N/A
60x60	\$946		\$993	\$1,040	\$2,600	\$3,309	\$3,782	15%	\$71	\$189	N/A
ROUND (RND)											
18	\$266		\$279	\$293	\$532	\$665	\$798	15%	\$20	\$53	\$47
24	\$325		\$341	\$357	\$649	\$812	\$974	15%	\$24	\$65	\$57
30	\$397		\$416	\$436	\$793	\$991	\$1,190	15%	\$30	\$79	\$69
36	\$482		\$506	\$530	\$963	\$1,204	\$1,445	15%	\$36	\$96	\$84
42	\$580		\$609	\$638	\$1,595	\$2,030	\$2,320	15%	\$44	\$116	\$102
48	\$692		\$726	\$761	\$1,903	\$2,421	\$2,767	15%	\$52	\$138	\$121
54	\$817		\$858	\$899	\$2,246	\$2,859	\$3,267	15%	\$61	\$163	\$143
60	\$955		\$1,003	\$1,051	\$2,627	\$3,343	\$3,821	15%	\$72	\$191	\$167
72 (2 piece)	\$1,724		\$1,810	\$1,896	\$4,740	\$6,033	\$6,895	15%	\$129	\$345	\$302
RECTANGLE (REC)											
18x48	\$371		\$390	\$409	\$743	\$929	\$1,114	15%	\$28	\$74	\$65
18x60	\$427		\$448	\$469	\$853	\$1,067	\$1,280	15%	\$32	\$85	\$75
18x72	\$482		\$506	\$530	\$964	\$1,205	\$1,446	15%	\$36	\$96	\$84
18x84	\$537		\$564	\$591	\$1,185	\$1,481	\$1,777	15%	\$40	\$107	\$94
18x96	\$592		\$622	\$651	\$1,185	\$1,481	\$1,777	15%	\$44	\$118	\$104
24x30	\$330		\$346	\$363	\$659	\$824	\$989	15%	\$25	\$66	\$58
24x36	\$364		\$382	\$400	\$728	\$910	\$1,091	15%	\$27	\$73	\$64




















TOPS ONLY - LAMINATE

	Edge Choices: PVC & T-Mold				Edge Choices: Wood (Red Oak & Maple)			Wood Upgrade	Laminate Upgrades		Light Weight	
	 T-15	 L-18	 P-14	 PK-2	 W-12	 W-23	 W-19	Upgrade: Walnut / Mahogany / Cherry	Laminate Upgrade I	Laminate Upgrade II	Light Weight (PVC only - 1" top)	
	 P-10 (self)	 L-21		 PK-4		 W-18	 W-17		ADD	ADD	ADD	ADD
	 L-15	 P-12		 L-23		 W-16	 W-32					
24x42	\$398		\$418	\$438	\$796	\$995	\$1,194	15%	\$30	\$80	\$70	
24x48	\$432		\$454	\$476	\$865	\$1,081	\$1,297	15%	\$32	\$86	\$76	
24x60	\$501		\$526	\$551	\$1,002	\$1,252	\$1,502	15%	\$38	\$100	\$88	
24x72	\$569		\$598	\$626	\$1,139	\$1,423	\$1,708	15%	\$43	\$114	\$100	
24x84	\$638		\$670	\$702	\$1,413	\$1,766	\$2,119	15%	\$48	\$128	\$112	
24x96	\$706		\$742	\$777	\$1,413	\$1,766	\$2,119	15%	\$53	\$141	\$124	
24x120 (1 piece)	\$843		\$885	\$928	\$1,639	\$2,048	\$2,458	15%	\$63	\$169	\$148	
24x144 (1 piece)	\$980		\$1,029	\$1,078	\$1,901	\$2,376	\$2,851	15%	\$74	\$196	N/A	
30x36	\$411		\$432	\$452	\$823	\$1,028	\$1,234	15%	\$31	\$82	\$72	
30x42	\$452		\$475	\$497	\$904	\$1,131	\$1,357	15%	\$34	\$90	\$79	
30x48	\$493		\$518	\$542	\$986	\$1,233	\$1,479	15%	\$37	\$99	\$86	
30x60	\$575		\$604	\$632	\$1,150	\$1,437	\$1,725	15%	\$43	\$115	\$101	
30x72	\$584		\$613	\$642	\$1,167	\$1,459	\$1,751	15%	\$44	\$117	\$102	
30x84	\$738		\$775	\$812	\$1,641	\$2,051	\$2,461	15%	\$55	\$148	\$129	
30x96	\$820		\$861	\$902	\$1,641	\$2,051	\$2,461	15%	\$62	\$164	\$144	
30x120 (1 piece)	\$984		\$1,033	\$1,082	\$1,903	\$2,379	\$2,855	15%	\$74	\$197	N/A	
30x144 (1 piece)	\$1,147		\$1,205	\$1,262	\$2,207	\$2,759	\$3,311	15%	\$86	\$229	N/A	
36x42	\$506		\$532	\$557	\$1,013	\$1,266	\$1,519	15%	\$38	\$101	\$89	
36x48	\$554		\$582	\$609	\$1,108	\$1,385	\$1,662	15%	\$42	\$111	\$97	
36x60	\$649		\$714	\$779	\$1,298	\$1,623	\$1,947	15%	\$49	\$130	\$114	
36x72	\$744		\$781	\$819	\$1,488	\$1,860	\$2,232	15%	\$56	\$149	\$130	
36x84	\$839		\$881	\$923	\$1,869	\$2,336	\$2,803	15%	\$63	\$168	\$147	
36x96	\$934		\$981	\$1,028	\$1,869	\$2,336	\$2,803	15%	\$70	\$187	\$163	
36x120 (1 piece)	\$1,124		\$1,181	\$1,237	\$2,249	\$2,811	\$3,373	15%	\$84	\$225	N/A	
36x144 (1 piece)	\$1,315		\$1,380	\$1,446	\$1,691	\$2,152	\$2,459	15%	\$99	\$263	N/A	
42x48	\$615		\$646	\$676	\$1,691	\$2,152	\$2,459	15%	\$46	\$123	\$108	
42x60	\$723		\$759	\$795	\$1,989	\$2,531	\$2,893	15%	\$54	\$145	\$127	
42x72	\$832		\$873	\$915	\$2,287	\$2,911	\$3,327	15%	\$62	\$166	\$146	
42x84	\$940		\$987	\$1,034	\$2,584	\$3,289	\$3,759	15%	\$70	\$188	\$164	
42x96	\$1,048		\$1,101	\$1,153	\$2,894	\$3,684	\$4,210	15%	\$79	\$210	\$183	
42x120 (1 piece)	\$1,265		\$1,328	\$1,391	\$3,502	\$4,457	\$5,094	15%	\$95	\$253	\$221	
42x144 (1 piece)	\$1,482		\$1,556	\$1,630	\$4,098	\$5,215	\$5,960	15%	\$111	\$296	\$259	
48x60	\$797		\$837	\$877	\$2,193	\$2,790	\$3,189	15%	\$60	\$159	\$140	
48x72	\$919		\$965	\$1,011	\$2,527	\$3,216	\$3,676	15%	\$69	\$184	\$161	
48x84	\$1,041		\$1,093	\$1,145	\$3,196	\$4,068	\$4,649	15%	\$78	\$208	\$182	
48x96	\$1,162		\$1,220	\$1,278	\$3,196	\$4,068	\$4,649	15%	\$87	\$232	\$203	
48x120 (1 piece)	\$1,406		\$1,476	\$1,546	\$3,865	\$4,920	\$5,622	15%	\$105	\$281	N/A	
48x144 (1 piece)	\$1,649		\$1,731	\$1,814	\$4,534	\$5,771	\$6,596	15%	\$124	\$330	N/A	
48x168 (2 pieces)	\$1,892		\$1,987	\$2,081	\$5,204	\$6,623	\$7,569	15%	\$142	\$378	N/A	
48x192 (2 pieces)	\$2,136		\$2,242	\$2,349	\$5,873	\$7,474	\$8,542	15%	\$160	\$427	N/A	
48x216 (2 pieces)	\$2,379		\$2,498	\$2,617	\$6,577	\$8,371	\$9,567	15%	\$178	\$476	N/A	


















TOPS ONLY - LAMINATE

	Edge Choices: PVC & T-Mold				Edge Choices: Wood (Red Oak & Maple)			Wood Upgrade	Laminate Upgrades		Light Weight
	T-15	L-18	P-14	PK-2	W-12	W-23	W-19	Upgrade: Walnut / Mahogany / Cherry	Laminate Upgrade I	Laminate Upgrade II	Light Weight (PVC only - 1" top)
	P-10 (self)	L-21		PK-4		W-18	W-17		ADD	ADD	ADD
	L-15	P-12		L-23	W-16	W-32					
48x240 (2 pieces)	\$2,622	\$2,753	\$2,884	\$7,211	\$9,178	\$10,489	15%	\$197	\$524	N/A	
60x96	\$1,390	\$1,460	\$1,529	\$3,823	\$4,866	\$5,561	15%	\$104	\$278	N/A	
60x120 (1 piece)	\$1,687	\$1,771	\$1,855	\$4,639	\$5,904	\$6,747	15%	\$127	\$337	N/A	
60x144 (1 piece)	\$1,983	\$2,082	\$2,182	\$5,454	\$6,941	\$7,933	15%	\$149	\$397	N/A	
60x168 (2 pieces)	\$2,280	\$2,394	\$2,508	\$6,269	\$7,979	\$9,119	15%	\$171	\$456	N/A	
60x192 (2 pieces)	\$2,576	\$2,705	\$2,834	\$7,085	\$9,017	\$10,305	15%	\$193	\$515	N/A	
60x216 (2 pieces)	\$2,873	\$3,016	\$3,160	\$7,900	\$10,054	\$11,491	15%	\$215	\$575	N/A	
60x240 (2 pieces)	\$3,169	\$3,328	\$3,486	\$8,715	\$11,092	\$12,677	15%	\$238	\$634	N/A	
RACETRACK (RAC)											
30x60	\$660	\$693	\$726	\$1,658	\$2,073	\$2,488	15%	\$50	\$132	\$116	
36x72	\$829	\$871	\$912	\$1,658	\$2,073	\$2,488	15%	\$62	\$166	\$145	
36x84	\$924	\$971	\$1,017	\$2,039	\$2,548	\$3,058	15%	\$69	\$185	\$162	
36x96	\$1,019	\$1,070	\$1,121	\$2,039	\$2,548	\$3,058	15%	\$76	\$204	\$178	
36x120 (1 piece)	\$1,210	\$1,270	\$1,330	\$2,419	\$3,024	\$3,629	15%	\$91	\$242	N/A	
36x144 (1 piece)	\$1,400	\$1,470	\$1,540	\$2,806	\$3,508	\$4,209	15%	\$105	\$280	N/A	
42x84	\$1,025	\$1,076	\$1,128	\$1,794	\$2,242	\$2,691	15%	\$77	\$205	\$179	
42x96	\$1,133	\$1,190	\$1,247	\$1,983	\$2,479	\$2,975	15%	\$85	\$227	\$198	
42x120 (1 piece)	\$1,350	\$1,418	\$1,485	\$2,363	\$2,953	\$3,544	15%	\$101	\$270	N/A	
42x144 (1 piece)	\$1,567	\$1,645	\$1,724	\$2,742	\$3,428	\$4,113	15%	\$118	\$313	N/A	
48x96	\$1,247	\$1,310	\$1,372	\$3,430	\$4,366	\$4,990	15%	\$94	\$249	\$218	
48x120 (1 piece)	\$1,491	\$1,565	\$1,640	\$4,099	\$5,217	\$5,963	15%	\$112	\$298	N/A	
48x144 (1 piece)	\$1,734	\$1,821	\$1,907	\$4,769	\$6,069	\$6,936	15%	\$130	\$347	N/A	
48x168 (2 pieces)	\$1,977	\$2,076	\$2,175	\$5,438	\$6,921	\$7,909	15%	\$148	\$395	N/A	
48x192 (2 pieces)	\$2,221	\$2,332	\$2,443	\$6,107	\$7,772	\$8,883	15%	\$167	\$444	N/A	
48x216 (2 pieces)	\$2,464	\$2,587	\$2,710	\$4,312	\$5,390	\$6,468	15%	\$185	\$493	N/A	
48x240 (2 pieces)	\$2,707	\$2,843	\$2,978	\$7,445	\$9,476	\$10,829	15%	\$203	\$541	N/A	
60x96	\$1,475	\$1,549	\$1,623	\$4,057	\$5,164	\$5,902	15%	\$111	\$295	N/A	
60x120 (1 piece)	\$1,772	\$1,860	\$1,949	\$4,873	\$6,202	\$7,087	15%	\$133	\$354	N/A	
60x144 (1 piece)	\$2,068	\$2,172	\$2,275	\$5,688	\$7,239	\$8,273	15%	\$155	\$414	N/A	
60x168 (2 pieces)	\$2,365	\$2,483	\$2,601	\$6,503	\$8,277	\$9,459	15%	\$177	\$473	N/A	
60x192 (2 pieces)	\$2,661	\$2,794	\$2,927	\$7,319	\$9,315	\$10,645	15%	\$200	\$532	N/A	
60x216 (2 pieces)	\$2,958	\$3,106	\$3,254	\$8,134	\$10,352	\$11,831	15%	\$222	\$592	N/A	
60x240 (2 pieces)	\$3,254	\$3,417	\$3,580	\$8,949	\$11,390	\$13,017	15%	\$244	\$651	N/A	


















TOPS ONLY - LAMINATE

	Edge Choices: PVC & T-Mold				Edge Choices: Wood (Red Oak & Maple)			Wood Upgrade	Laminate Upgrades		Light Weight
	 T-15	 L-18	 P-14	 PK-2	 W-12	 W-23	 W-19	Upgrade: Walnut / Mahogany / Cherry	Laminate Upgrade I	Laminate Upgrade II	Light Weight (PVC only - 1" top)
	 P-10 (self)	 L-21		 PK-4		 W-18	 W-17				
	 L-15	 P-12		 L-23		 W-16	 W-32				
	BOAT (BOT)										
36x48x96	\$1,247		\$1,310	\$1,372	\$2,495	\$3,118	\$3,742	15%	\$94	\$249	\$218
36x48x120 (1 piece)	\$1,491		\$1,565	\$1,640	\$2,981	\$3,727	\$4,472	15%	\$112	\$298	N/A
36x48x144 (1 piece)	\$1,734		\$1,821	\$1,907	\$3,035	\$3,793	\$4,552	15%	\$130	\$347	N/A
42x54x120 (1 piece)	\$1,631		\$1,713	\$1,794	\$2,855	\$3,568	\$4,282	15%	\$122	\$326	N/A
42x54x144 (1 piece)	\$1,901		\$1,996	\$2,091	\$3,327	\$4,159	\$4,991	15%	\$143	\$380	N/A
48x60x144 (1 piece)	\$2,068		\$2,172	\$2,275	\$5,688	\$7,239	\$8,273	15%	\$155	\$414	N/A
48x60x168 (2 pieces)	\$2,365		\$2,483	\$2,601	\$6,503	\$8,277	\$9,459	15%	\$177	\$473	N/A
48x60x192 (2 pieces)	\$2,661		\$2,794	\$2,927	\$7,319	\$9,315	\$10,645	15%	\$200	\$532	N/A
48x60x216 (2 pieces)	\$2,958		\$3,106	\$3,254	\$5,176	\$6,470	\$7,764	15%	\$222	\$592	N/A
48x60x240 (2 pieces)	\$3,254		\$3,417	\$3,580	\$8,949	\$11,390	\$13,017	15%	\$244	\$651	N/A
	OVAL (OVL)										
36x60	\$734		\$771	\$808	\$1,658	\$2,073	\$2,488	15%	\$55	\$147	\$128
36x72	\$829		\$871	\$912	\$1,658	\$2,073	\$2,488	15%	\$62	\$166	\$145
36x84	\$924		\$971	\$1,017	\$2,039	\$2,548	\$3,058	15%	\$69	\$185	\$162
36x96	\$1,019		\$1,070	\$1,121	\$2,039	\$2,548	\$3,058	15%	\$76	\$204	\$178
42x72	\$917		\$962	\$1,008	\$1,604	\$2,005	\$2,406	15%	\$69	\$183	\$160
42x84	\$1,025		\$1,076	\$1,128	\$1,794	\$2,242	\$2,691	15%	\$77	\$205	\$179
42x96	\$1,133		\$1,190	\$1,247	\$1,983	\$2,479	\$2,975	15%	\$85	\$227	\$198
48x84	\$1,126		\$1,182	\$1,238	\$1,970	\$2,463	\$2,955	15%	\$84	\$225	\$197
48x96	\$1,247		\$1,310	\$1,372	\$3,430	\$4,366	\$4,990	15%	\$94	\$249	\$218
48x120 (1 piece)	\$1,491		\$1,565	\$1,640	\$4,099	\$5,217	\$5,963	15%	\$112	\$298	N/A
48x144 (1 piece)	\$1,734		\$1,821	\$1,907	\$4,769	\$6,069	\$6,936	15%	\$130	\$347	N/A
60x120 (1 piece)	\$1,772		\$1,860	\$1,949	\$4,873	\$6,202	\$7,087	15%	\$133	\$354	N/A
60x144 (1 piece)	\$2,068		\$2,172	\$2,275	\$5,688	\$7,239	\$8,273	15%	\$155	\$414	N/A
60x168 (2 pieces)	\$2,365		\$2,483	\$2,601	\$6,503	\$8,277	\$9,459	15%	\$177	\$473	N/A

TOPS ONLY - LAMINATE

	Edge Choices: PVC & T-Mold				Edge Choices: Wood (Red Oak & Maple)			Wood Upgrade	Laminate Upgrades		Light Weight
	 T-15	 L-18	 P-14	 PK-2	 W-12	 W-23	 W-19	Upgrade: Walnut / Mahogany / Cherry	Laminate Upgrade I	Laminate Upgrade II	Light Weight (PVC only - 1" top)
	 P-10 (self)	 L-21		 PK-4		 W-18	 W-17				
	 L-15	 P-12		 L-23		 W-16	 W-32				
TRAPEZOID (TRP)											
24x24x48	\$517	\$543	\$569	\$905	\$1,132	\$1,358	15%	\$39	\$103	\$91	
24x36x60	\$734	\$771	\$808	\$1,285	\$1,606	\$1,927	15%	\$55	\$147	\$128	
30x30x60	\$660	\$693	\$726	\$1,155	\$1,444	\$1,733	15%	\$50	\$132	\$116	
30x42x72	\$917	\$962	\$1,008	\$1,604	\$2,005	\$2,406	15%	\$69	\$183	\$160	
36x36x72	\$829	\$871	\$912	\$1,451	\$1,814	\$2,177	15%	\$62	\$166	\$145	
HALF RND (HRD)											
24x48	\$462	\$485	\$508	\$808	\$1,010	\$1,212	15%	\$35	\$92	\$81	
30x60	\$601	\$631	\$661	\$1,052	\$1,315	\$1,578	15%	\$45	\$120	\$105	
36x72	\$767	\$805	\$844	\$1,342	\$1,678	\$2,013	15%	\$58	\$153	\$134	
QTR ROUND (QRD)											
24x24	\$338	\$355	\$372	\$591	\$739	\$887	15%	\$25	\$68	\$59	
30x30	\$413	\$434	\$454	\$723	\$903	\$1,084	15%	\$31	\$83	\$72	
36x36	\$501	\$527	\$552	\$878	\$1,097	\$1,316	15%	\$38	\$100	\$88	
CRESCENT (CRT)											
24x24x48	\$517	\$543	\$569	\$905	\$1,132	\$1,358	15%	\$39	\$103	\$91	
30x30x60	\$660	\$693	\$726	\$1,155	\$1,444	\$1,733	15%	\$50	\$132	\$116	
36x36x72	\$829	\$871	\$912	\$1,451	\$1,814	\$2,177	15%	\$62	\$166	\$145	

TOPS ONLY - LAMINATE

Edge Choices: PVC & T-Mold				Edge Choices: Wood (Red Oak & Maple)			Wood Upgrade	Laminate Upgrades		Light Weight			
 T-15	 L-18	 P-14	 PK-2	 W-12	 W-23	 W-19	Upgrade: Walnut / Mahogany / Cherry	Laminate Upgrade I	Laminate Upgrade II	Light Weight (PVC only - 1" top)			
 P-10 (self)	 L-21		 PK-4	 W-18	 W-17	ADD					ADD	ADD	ADD
 L-15	 P-12		 L-23	 W-16	 W-32								

Call For Price Quote:

Solid Surface
Veneer - Light Weight

Laminate Finish Grades:

Standard Laminate: Wilsonart: 38 & 60; Pionite: Suede (N); Nevamar: T, E, N, V;
Formica: Finish 43, 58, MicroDot

Upgrade Laminate I: Wilsonart: 1, 7, 12, 18, 78 & 52; Pionite: Hi-Brite (H), Crystal (J), Wood Essence (I), Ashwood (Z), Super Matte (F), Line Z (OZ), Linen (OL), Embossed Leather (L), Soft Leather, Embossed Slate (W), Medium Gloss (U), Gloss; Nevamar: G, CV, CR/K, B, BG, PV, S, Z;
Formica: 42, 90, NG, RD

Upgrade Laminate II: Wilsonart: 35, 45 & 55; Pionite: Granite, Stone X (V), Pearlescent; Markerboard laminate

For Finishes other than the Manufacturer's "standard" finish, pricing moves to the next highest category.

TOPS ONLY - LOW PRESSURE LAMINATE (VALUE LINE)

**Edge 3MM PVC To
Match Top**



SQUARE (SQR)

18x18	\$82
24x24	\$119
30x30	\$165
36x36	\$219
42x42	\$283
48x48	\$355



ROUND (RND)











18	\$82
24	\$119
30	\$165
36	\$219
42	\$283
48	\$355










RECTANGLE (REC)

18x48	\$163
18x60	\$196
18x72	\$228
24x30	\$140
24x36	\$160
24x42	\$181
24x48	\$201
24x60	\$243
24x72	\$284
30x36	\$190
30x42	\$215
30x48	\$240
30x60	\$290
30x72	\$340
36x42	\$249
36x48	\$278
36x60	\$337
36x72	\$396








TOPS ONLY - VENEER

	Edge Choices: Wood (Red Oak & Maple)			wood Upgrade
	 V-12	 V-23	 V-19	Upgrade: Walnut / Mahogany / Cherry ADD
		 V-18	 V-17	
		 V-16	 V-32	
 SQUARE (SQR)				
24x24	\$652	\$782	\$847	15%
30x30	\$836	\$1,003	\$1,087	15%
36x36	\$1,198	\$1,438	\$1,557	15%
42x42	\$1,630	\$1,956	\$2,119	15%
48x48	\$2,131	\$2,557	\$2,771	15%
54x54	N/A	N/A	N/A	N/A
60x60	\$3,329	\$3,995	\$4,328	15%
 ROUND (RND)				
18	\$627	\$752	\$815	15%
24	\$769	\$923	\$1,000	15%
30	\$996	\$1,195	\$1,295	15%
36	\$1,435	\$1,722	\$1,865	15%
42	\$1,957	\$2,349	\$2,544	15%
48	\$2,556	\$3,067	\$3,323	15%
54	\$3,239	\$3,886	\$4,210	15%
60	\$3,991	\$4,789	\$5,188	15%
72 (2 piece)	\$6,059	\$7,271	\$7,877	15%
 RECTANGLE (REC)				
18x48	\$1,087	\$1,304	\$1,412	15%
18x60	\$1,351	\$1,621	\$1,757	15%
18x72	\$1,623	\$1,947	\$2,110	15%
18x84	\$2,166	\$2,599	\$2,816	15%
18x96	\$2,166	\$2,599	\$2,816	15%
24x30	\$676	\$811	\$878	15%
24x36	\$815	\$978	\$1,059	15%
24x42	\$982	\$1,178	\$1,277	15%
24x48	\$1,087	\$1,304	\$1,412	15%
24x60	\$1,351	\$1,621	\$1,757	15%
24x72	\$1,623	\$1,947	\$2,110	15%
24x84	\$2,166	\$2,599	\$2,816	15%

TOPS ONLY - VENEER

	Edge Choices: Wood (Red Oak & Maple)			wood Upgrade
	 V-12	 V-23	 V-19	Upgrade: Walnut / Mahogany / Cherry ADD
		 V-18	 V-17	
		 V-16	 V-32	
24x96	\$2,166	\$2,599	\$2,816	15%
24x120 (1 piece)	\$2,881	\$3,457	\$3,745	15%
24x144 (1 piece)	\$3,601	\$4,321	\$4,681	15%
30x36	\$1,003	\$1,204	\$1,304	15%
30x42	\$1,198	\$1,438	\$1,557	15%
30x48	\$1,330	\$1,596	\$1,729	15%
30x60	\$1,665	\$1,997	\$2,164	15%
30x72	\$1,999	\$2,399	\$2,599	15%
30x84	\$2,668	\$3,201	\$3,468	15%
30x96	\$2,668	\$3,201	\$3,468	15%
30x120 (1 piece)	\$3,548	\$4,257	\$4,612	15%
30x144 (1 piece)	\$4,435	\$5,322	\$5,765	15%
36x42	\$1,435	\$1,722	\$1,865	15%
36x48	\$1,602	\$1,922	\$2,082	15%
36x60	\$1,999	\$2,399	\$2,599	15%
36x72	\$2,396	\$2,875	\$3,115	15%
36x84	\$3,197	\$3,836	\$4,156	15%
36x96	\$3,197	\$3,836	\$4,156	15%
36x120 (1 piece)	\$4,255	\$5,107	\$5,532	15%
36x144 (1 piece)	\$5,319	\$6,383	\$6,915	15%
42x48	\$1,867	\$2,240	\$2,427	15%
42x60	\$2,333	\$2,800	\$3,033	15%
42x72	\$2,800	\$3,360	\$3,640	15%
42x84	\$3,724	\$4,469	\$4,841	15%
42x96	\$3,724	\$4,469	\$4,841	15%
42x120 (1 piece)	\$4,953	\$5,943	\$6,438	15%
42x144 (1 piece)	\$6,191	\$7,429	\$8,048	15%
48x60	\$2,668	\$3,201	\$3,468	15%
48x72	\$3,197	\$3,836	\$4,156	15%
48x84	\$4,262	\$5,115	\$5,541	15%
48x96	\$4,262	\$5,115	\$5,541	15%
48x120 (1 piece)	\$5,676	\$6,812	\$7,379	15%
48x144 (1 piece)	\$6,812	\$8,174	\$8,855	15%
48x168 (2 pieces)	\$7,947	\$9,536	\$10,331	15%
48x192 (2 pieces)	\$9,082	\$10,898	\$11,807	15%
48x216 (2 pieces)	\$11,353	\$13,623	\$14,758	15%
48x240 (2 pieces)	\$11,353	\$13,623	\$14,758	15%
60x96	\$5,676	\$6,812	\$7,379	15%
60x120 (1 piece)	\$7,097	\$8,516	\$9,226	15%
60x144 (1 piece)	\$8,518	\$10,221	\$11,073	15%
60x168 (2 pieces)	\$9,932	\$11,918	\$12,911	15%
60x192 (2 pieces)	\$11,353	\$13,623	\$14,758	15%
60x216 (2 pieces)	\$12,773	\$15,328	\$16,605	15%
60x240 (2 pieces)	\$14,194	\$17,033	\$18,452	15%

TOPS ONLY - VENEER

Edge Choices: Wood (Red Oak & Maple)			wood Upgrade
 V-12	 V-23	 V-19	Upgrade: Walnut / Mahogany / Cherry ADD
	 V-18	 V-17	
	 V-16	 V-32	



RACETRACK (RAC)








30x60	\$2,911	\$3,494	\$3,785	15%
36x72	\$2,911	\$3,494	\$3,785	15%
36x84	\$3,705	\$4,446	\$4,817	15%
36x96	\$3,705	\$4,446	\$4,817	15%
36x120 (1 piece)	\$4,764	\$5,717	\$6,193	15%
36x144 (1 piece)	\$5,955	\$7,146	\$7,741	15%
42x84	\$4,632	\$5,558	\$6,021	15%
42x96	\$4,632	\$5,558	\$6,021	15%
42x120 (1 piece)	\$5,955	\$7,146	\$7,741	15%
42x144 (1 piece)	\$7,444	\$8,932	\$9,677	15%
48x96	\$4,771	\$5,725	\$6,202	15%
48x120 (1 piece)	\$6,185	\$7,422	\$8,040	15%
48x144 (1 piece)	\$7,320	\$8,784	\$9,516	15%
48x168 (2 pieces)	\$8,455	\$10,146	\$10,992	15%
48x192 (2 pieces)	\$9,590	\$11,509	\$12,468	15%
48x216 (2 pieces)	\$11,988	\$14,386	\$15,585	15%
48x240 (2 pieces)	\$11,861	\$14,233	\$15,419	15%
60x96	\$6,185	\$7,422	\$8,040	15%
60x120 (1 piece)	\$7,606	\$9,127	\$9,887	15%
60x144 (1 piece)	\$9,026	\$10,832	\$11,734	15%
60x168 (2 pieces)	\$10,440	\$12,528	\$13,572	15%
60x192 (2 pieces)	\$11,861	\$14,233	\$15,419	15%
60x216 (2 pieces)	\$13,282	\$15,938	\$17,266	15%
60x240 (2 pieces)	\$14,703	\$17,643	\$19,113	15%



BOAT (BOT)

36x48x96	\$4,130	\$4,956	\$5,369	15%
36x48x120 (1 piece)	\$5,426	\$6,511	\$7,053	15%
36x48x144 (1 piece)	\$6,782	\$8,138	\$8,817	15%
42x54x120 (1 piece)	\$6,782	\$8,138	\$8,817	15%
42x54x144 (1 piece)	\$14,581	\$17,497	\$18,955	15%
48x60x144 (1 piece)	\$8,260	\$9,912	\$10,738	15%
48x60x168 (2 pieces)	\$9,639	\$11,567	\$12,531	15%
48x60x192 (2 pieces)	\$11,018	\$13,222	\$14,324	15%
48x60x216 (2 pieces)	\$13,773	\$16,527	\$17,905	15%
48x60x240 (2 pieces)	\$13,769	\$16,523	\$17,900	15%

TOPS ONLY - VENEER

Edge Choices: Wood (Red Oak & Maple)			Wood Upgrade
 V-12	 V-23	 V-19	Upgrade: Walnut / Mahogany / Cherry ADD
	 V-18	 V-17	
	 V-16	 V-32	



OVAL (OVL)

36x60	\$3,176	\$3,811	\$4,129	15%
36x72	\$3,176	\$3,811	\$4,129	15%
36x84	\$4,235	\$5,081	\$5,505	15%
36x96	\$4,235	\$5,081	\$5,505	15%
42x72	\$3,970	\$4,764	\$5,161	15%
42x84	\$5,293	\$6,352	\$6,881	15%
42x96	\$5,293	\$6,352	\$6,881	15%
48x84	\$6,617	\$7,940	\$8,601	15%
48x96	\$5,370	\$6,444	\$6,981	15%
48x120 (1 piece)	\$7,055	\$8,466	\$9,172	15%
48x144 (1 piece)	\$8,469	\$10,163	\$11,010	15%
60x120 (1 piece)	\$8,824	\$10,589	\$11,472	15%
60x144 (1 piece)	\$10,586	\$12,704	\$13,762	15%
60x168 (2 pieces)	\$12,349	\$14,818	\$16,053	15%



TRAPEZOID (TRP)

24x24x48	CF	CF	CF	CF
24x36x60	CF	CF	CF	CF
30x30x60	CF	CF	CF	CF
30x42x72	CF	CF	CF	CF
36x36x72	CF	CF	CF	CF











HALF RND (HRD)

24x48	CF	CF	CF	CF
30x60	CF	CF	CF	CF
36x72	CF	CF	CF	CF



TOPS ONLY - VENEER

	Edge Choices: Wood (Red Oak & Maple)			wood Upgrade
	 V-12	 V-23	 V-19	Upgrade: Walnut / Mahogany / Cherry
		 V-18	 V-17	
		 V-16	 V-32	
				ADD
QTR ROUND (QRD)				
24x24	CF	CF	CF	CF
30x30	CF	CF	CF	CF
36x36	CF	CF	CF	CF
				
CRESCENT (CRT)				
24 x 24 x 48 CRT	CF	CF	CF	CF
30 x 30 x 60 CRT	CF	CF	CF	CF
36 x 36 x 72 CRT	CF	CF	CF	CF

QTR ROUND (QRD)











24x24	CF	CF	CF	CF
30x30	CF	CF	CF	CF
36x36	CF	CF	CF	CF













CRESCENT (CRT)

24 x 24 x 48 CRT	CF	CF	CF	CF
30 x 30 x 60 CRT	CF	CF	CF	CF
36 x 36 x 72 CRT	CF	CF	CF	CF

TOPS ONLY - LAMINATE WITH SPECIALTY EDGE

	Comfort Edge		Molded Urethane Edge				Rainbow Resin Edge				Upgrade Choices	
	 LC-9	 MC-9*	 MR-1	 MR-2	 MR-6	 MA-2	 R-2	 R-1	 R-9	 R-5	Polished Edge	1-3/4" Rad. Corner
											ADD	ADD
SQUARE (SQR)												
24x24	N/A	N/A	\$891	\$878	\$857	\$891	\$961	\$1,114	\$1,268	\$1,010	10%	15%
30x30	N/A	N/A	\$1,045	\$1,031	\$1,024	\$1,045	\$1,024	\$1,184	\$1,344	\$1,073	10%	15%
36x36	N/A	N/A	\$1,282	\$1,198	\$1,156	\$1,282	\$1,226	\$1,414	\$1,609	\$1,288	10%	15%
42x42	N/A	N/A	\$1,428	\$1,393	\$1,337	\$1,428	\$1,679	\$1,936	\$2,201	\$1,762	10%	15%
48x48	N/A	N/A	\$1,477	\$1,463	\$1,393	\$1,477	\$2,194	\$2,528	\$2,876	\$2,298	10%	15%
54x54	N/A	N/A	N/A	N/A	N/A	N/A	\$2,758	\$3,190	\$3,622	\$2,897	10%	15%
60x60	N/A	N/A	N/A	N/A	N/A	N/A	\$3,413	\$3,942	\$4,478	\$3,580	10%	15%
ROUND (RND)												
24	N/A	N/A	\$961	\$919	\$878	\$961	\$961	\$1,114	\$1,268	\$1,010	10%	15%
30	N/A	N/A	\$1,087	\$1,045	\$996	\$1,087	\$1,024	\$1,184	\$1,344	\$1,073	10%	15%
36	N/A	N/A	\$1,288	\$1,254	\$1,191	\$1,288	\$1,226	\$1,414	\$1,609	\$1,288	10%	15%
42	N/A	N/A	\$1,449	\$1,393	\$1,323	\$1,449	\$1,679	\$1,936	\$2,201	\$1,762	10%	15%
48	N/A	N/A	\$1,741	\$1,685	\$1,644	\$1,741	\$2,194	\$2,528	\$2,876	\$2,298	10%	15%
54	N/A	N/A	\$2,194	\$2,159	\$2,103	\$2,194	\$2,758	\$3,190	\$3,622	\$2,897	10%	15%
60	N/A	N/A	\$2,368	\$2,298	\$2,243	N/A	\$3,413	\$3,056	\$4,478	\$3,580	10%	15%
RECTANGLE (REC)												
18x48	\$427	N/A	N/A	N/A	N/A	N/A	\$953	\$1,084	\$1,235	\$984	10%	15%
18x60	\$491	N/A	N/A	N/A	N/A	N/A	\$1,191	\$1,316	\$1,567	\$1,254	10%	15%
18x72	\$554	N/A	N/A	N/A	N/A	N/A	\$1,429	\$1,580	\$1,880	\$1,504	10%	15%
18x84	\$618	N/A	N/A	N/A	N/A	N/A	\$1,667	\$1,843	\$2,194	\$1,755	10%	15%
18x96	\$692	N/A	N/A	N/A	N/A	N/A	\$1,906	\$2,106	\$2,507	\$2,006	10%	15%
24x30	\$362	\$592	\$947	\$919	\$891	\$947	\$891	\$1,024	\$1,163	\$933	10%	15%
24x36	\$403	\$638	\$975	\$947	\$912	N/A	\$926	\$1,066	\$1,212	\$968	10%	15%
24x42	\$447	\$755	\$1,045	\$1,003	\$947	N/A	\$1,019	\$1,172	\$1,333	\$1,065	10%	15%
24x48	\$497	\$824	\$1,087	\$1,045	\$1,003	N/A	\$1,059	\$1,205	\$1,372	\$1,093	10%	15%
24x60	\$576	\$940	\$1,275	\$1,247	\$1,177	N/A	\$1,323	\$1,463	\$1,741	\$1,393	10%	15%
24x72	\$655	\$1,010	\$1,393	\$1,351	\$1,309	N/A	\$1,588	\$1,755	\$2,089	\$1,672	10%	15%
24x84	\$733	N/A	N/A	N/A	N/A	N/A	\$1,853	\$2,048	\$2,438	\$1,950	10%	15%
24x96	\$821	N/A	N/A	N/A	N/A	N/A	\$2,117	\$2,340	\$2,786	\$2,229	10%	15%
24x120 (1 piece)	N/A	N/A	N/A	N/A	N/A	N/A	\$2,647	\$2,925	\$3,482	\$2,786	10%	15%
24x144 (1 piece)	N/A	N/A	N/A	N/A	N/A	N/A	N/A	N/A	N/A	N/A	N/A	N/A
30x36	\$459	\$772	N/A	N/A	N/A	N/A	\$996	\$1,121	\$1,163	\$1,045	10%	15%
30x42	\$510	\$830	\$1,184	\$1,163	\$1,142	N/A	\$1,156	\$1,282	\$1,525	\$1,219	10%	15%

TOPS ONLY - LAMINATE WITH SPECIALTY EDGE

	Comfort Edge		Molded Urethane Edge				Rainbow Resin Edge				Upgrade Choices	
	 LC-9	 MC-9*	 MR-1	 MR-2	 MR-6	 MA-2	 R-2	 R-1	 R-9	 R-5	Polished Edge	1-3/4" Rad. Corner
											ADD	ADD
30x48	\$567	\$911	\$1,295	\$1,268	\$1,254	N/A	\$1,323	\$1,463	\$1,741	\$1,393	10%	15%
30x60	\$661	\$1,027	\$1,727	\$1,699	\$1,672	N/A	\$1,658	\$1,832	\$2,180	\$1,741	10%	15%
30x72	\$671	\$1,097	\$1,748	\$1,727	\$1,713	N/A	\$1,985	\$2,194	\$2,612	\$2,089	10%	15%
30x84	\$849	N/A	N/A	N/A	N/A	N/A	\$2,319	\$2,563	\$3,051	\$2,438	10%	15%
30x96	\$951	\$1,857	N/A	N/A	N/A	N/A	\$2,647	\$2,925	\$3,482	\$2,786	10%	15%
30x120 (1 piece)	N/A	N/A	N/A	N/A	N/A	N/A	\$3,308	\$3,656	\$4,353	\$3,482	10%	15%
30x144 (1 piece)	N/A	N/A	N/A	N/A	N/A	N/A	N/A	N/A	N/A	N/A	N/A	N/A
36x42	\$612	\$882	N/A	N/A	N/A	N/A	N/A	N/A	N/A	N/A	N/A	N/A
36x48	\$681	\$934	\$1,323	\$1,295	\$1,275	N/A	\$1,588	\$1,755	\$2,089	\$1,672	10%	15%
36x60	\$793	\$1,085	\$1,825	\$1,790	\$1,748	N/A	\$1,985	\$2,194	\$2,612	\$2,089	10%	15%
36x72	\$806	\$1,230	\$1,957	\$1,929	\$1,880	N/A	\$2,382	\$2,633	\$3,134	\$2,507	10%	15%
36x84	\$1,019	N/A	N/A	N/A	N/A	N/A	\$2,779	\$3,071	\$3,656	\$2,925	10%	15%
36x96	\$1,141	N/A	\$3,058	\$2,995	\$2,960	N/A	\$3,176	\$3,510	\$4,179	\$3,343	10%	15%
36x120 (1 piece)	N/A	N/A	N/A	N/A	N/A	N/A	\$3,970	\$4,388	\$5,224	\$4,179	10%	15%
36x144 (1 piece)	N/A	N/A	N/A	N/A	N/A	N/A	N/A	N/A	N/A	N/A	N/A	N/A
42x48	N/A	N/A	N/A	N/A	N/A	N/A	N/A	N/A	N/A	N/A	N/A	N/A
42x60	N/A	N/A	N/A	N/A	N/A	N/A	\$2,647	\$2,925	\$3,482	\$2,786	10%	15%
42x72	N/A	N/A	N/A	N/A	N/A	N/A	\$3,176	\$3,510	\$4,179	\$3,343	10%	15%
42x84	N/A	N/A	N/A	N/A	N/A	N/A	\$3,705	\$4,095	\$4,875	\$3,900	10%	15%
42x96	N/A	N/A	N/A	N/A	N/A	N/A	\$4,235	\$4,659	\$5,572	\$4,444	10%	15%
42x120 (1 piece)	N/A	N/A	N/A	N/A	N/A	N/A	\$5,293	\$5,823	\$6,965	\$5,558	10%	15%
42x144 (1 piece)	N/A	N/A	N/A	N/A	N/A	N/A	N/A	N/A	N/A	N/A	N/A	N/A
48x60	N/A	N/A	N/A	N/A	N/A	N/A	\$2,647	\$2,925	\$3,482	\$2,786	10%	15%
48x72	N/A	N/A	N/A	N/A	N/A	N/A	\$3,176	\$3,510	\$4,179	\$3,343	10%	15%
48x84	N/A	N/A	N/A	N/A	N/A	N/A	\$3,705	\$4,095	\$4,875	\$3,900	10%	15%
48x96	N/A	N/A	N/A	N/A	N/A	N/A	\$4,235	\$4,659	\$5,572	\$4,444	10%	15%
48x120 (1 piece)	N/A	N/A	N/A	N/A	N/A	N/A	\$6,965	\$6,965	\$6,965	\$6,965	10%	15%

* Urethane Comfort Edge - Pricing Reflects Ebony Color; Contact Customer Service For Other Colors: PVC On Other 3 Sides

TOP ONLY - BUTCHERBLOCK

	1-1/2" Solid Wood		1-3/4" Solid Wood	
	Red Oak	Maple	Red Oak	Solid Maple
SQUARE (SQR)				
24x24	\$444	\$528	\$461	\$595
30x30	\$693	\$825	\$720	\$930
36x36	\$998	\$1,188	\$1,037	\$1,339
42x42	\$1,774	\$2,112	\$1,843	\$2,381
48x48	\$1,774	\$2,112	\$1,843	\$2,381
60x60	\$2,772	\$3,300	\$2,880	\$3,720
ROUND (RND)				
24	\$444	\$528	\$461	\$595
30	\$693	\$825	\$720	\$930
36	\$998	\$1,188	\$1,037	\$1,339
42	\$1,358	\$1,617	\$1,411	\$1,823
48	\$1,774	\$2,112	\$1,843	\$2,381
54	\$2,245	\$2,673	\$2,333	\$3,013
60	\$2,772	\$3,300	\$2,880	\$3,720
72	\$4,435	\$5,280	\$4,608	\$5,952
RECTANGLE (REC)				
24x30	\$554	\$660	\$576	\$744
24x42	\$776	\$924	\$806	\$1,042
24x48	\$887	\$1,056	\$922	\$1,190
24x60	\$1,109	\$1,320	\$1,152	\$1,488
24x72	\$1,331	\$1,584	\$1,382	\$1,786
24x96	\$1,774	\$2,112	\$1,843	\$2,381
30x42	\$970	\$1,155	\$1,008	\$1,302
30x48	\$1,109	\$1,320	\$1,152	\$1,488
30x60	\$1,386	\$1,650	\$1,440	\$1,860
30x72	\$1,663	\$1,980	\$1,728	\$2,232
30x96	\$2,218	\$2,640	\$2,304	\$2,976
36x48	\$1,331	\$1,584	\$1,382	\$1,786
36x60	\$1,663	\$1,980	\$1,728	\$2,232
36x72	\$1,996	\$2,376	\$2,074	\$2,678

**Volume discounts available -
please contact Customer
Service for a quote.**

TABLE OPTIONS



GLIDE & CASTER SPECIFICATIONS



Standard Stainless Steel Glide

1" diameter with 1/4"-20 stem. Base of glide is stainless steel over plastic. Moves easily over flooring and carpet. Not available on iQ Plus or Telesto.



iQ Plus Glide

2" diameter glide with brushed stainless steel cover over black ABS plastic foot. The stem is 15mm long to provide adjustability for uneven floors and works well for either carpet or flooring. Only available on iQ Plus, Telesto, AnyWay, and Mobi.



Equalizer Glide

This table glide is designed to automatically adjust itself in height thereby eliminating table wobble due to uneven flooring. This glide is made of high impact thermoplastic. It features an internal steel spring as well as a 1/4"-20x1/2" stem. Raises height of base by approximately 1/4". Not available on: AnyWay; iQ Plus; Discus; Mobi; Telesto; Titan.



Deluxe Casters

65mm Black/Grey twin wheel locking caster. Stem size is 10mm. When ordering, specify overall height of pedestal.

OPTIONS – GROMMETS

Berco offers 2 standard types of grommets. Please specify rectangular (GRR) or round (GRD). Rectangular grommets are 1-5/8" x 3-1/2" I.D. in black. Round grommets are 2-3/8" I.D. in black.

Berco offers 4 standard grommet locations. For other locations, please include a sketch or drawing.

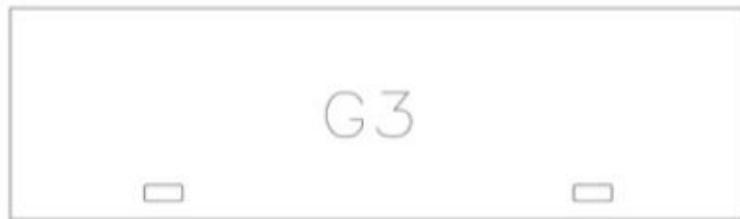
GRR1 or GRD1 – 1 grommet in enter of table:




GRR2 or GRD2 – 1 grommet at back of table in center:



GRR3 or GRD3 – 2 grommets at back of table:

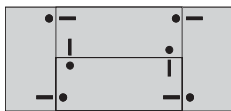
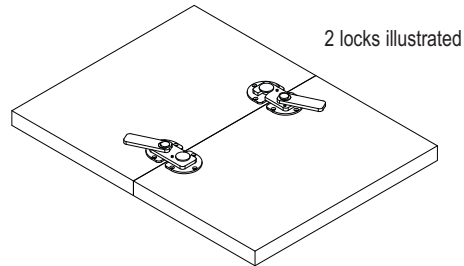


GRR4 or GRD4 – 3 grommets at the back of the table:



OPTIONS – TABLE LOCKS

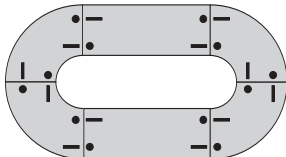
Berco Table Locks Type "A" joins two tables together temporarily. Please provide table layout drawing or refer to table configurations below. Refer to field installation drawing below. Berco will not be responsible for field installed applications. Note: Table Locks "A" not available on 18"x48" and 18"x60" folding tables.



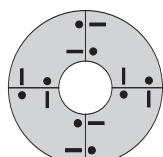
Configuration #1



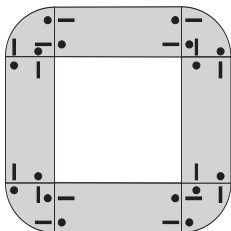
Configuration #2



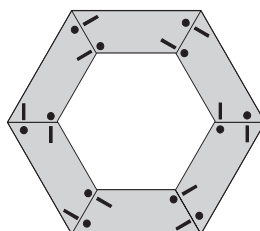
Configuration #3



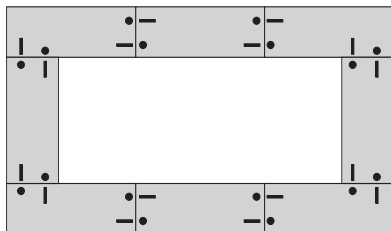
Configuration #4



Configuration #5

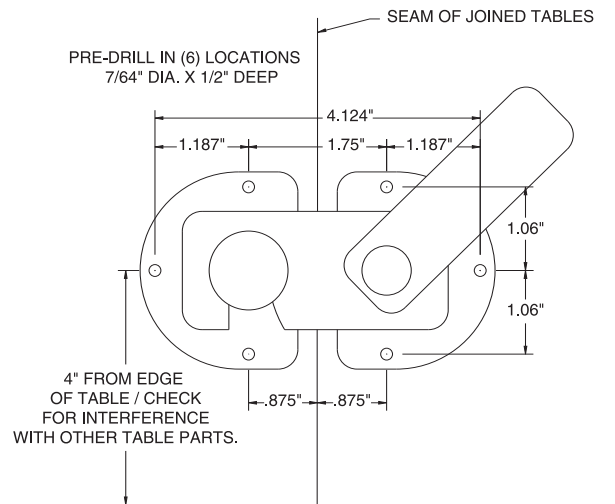


Configuration #6



Configuration #7

TABLE LOCK "A" FIELD INSTALLATION INSTRUCTIONS



**NOTE: Drawing not to scale.
Not to be used as a template.**

TABLE OPTIONS

OPTIONS		LIST PRICE
DELUXE CASTERS (CST) - BLACK		
Per End Base		\$77
Per X Base		\$155
EQUALIZER GLIDES (EQG)		
Per End Base		\$29
Per X Base		\$58
FOLDING - Per End Base (FLD)		
Sense		\$202
Voyager		\$202
AnyWay		\$202
Telesto		\$190
Titan (per leg)		\$202
iQ Plus		\$190
NESTING (NST)		
Under 84" Long		\$370
Over 84" Long		\$370
FLIP TOP (FPT)		
Per X Base		\$107
iQ Plus Double & Bridge		\$300
OFFSET BASE (OFF) - Stationary Only		
OFF1 Voyager/Voyager Prem. Solid Ste		\$128
OFF2 AnyWay		\$128
ANGLE BASE (ANG)		
ANG1 Voyager		\$32
ANG2 AnyWay		\$32
SINGLE POINT RELEASE (SPR)		
Single Point Release		\$842
ADJUSTABLE HEIGHT PIN (ADJP)		
Voyager/Voyager Prem. Solid Ste		\$677
AnyWay		\$677
Excalibur		\$677

Not available on iQ Plus or AnyWay

24" - 30" width tables only

Range: 9 inches

TABLE OPTIONS

OPTIONS	
	LIST PRICE
ADJUSTABLE HEIGHT CRANK (ADJC)	
CONSULT FACTORY FOR AVAILABILITY AND PRICING	
SPECIAL HEIGHT (SPH)	
Cross Base/Base Only	\$77
Single Column Table	\$126
Double Column Table	\$217
TABLE STIFFNER (STIFF)	
Table Stiffener	\$111
GROMMETS	
GRD1 & GRR1	\$31
GRD2 & GRR2	\$31
GRD3 & GRR3	\$51
GRD4 & GRR4	\$71
TABLE LOCKS (Each)	
Installed - TLA-I	\$54
Hardware Only - TLA-H	\$16
METAL INSERTS (Stationary Only)	
Square/Round Table	\$13
Rectangular Table	\$26
X-BASE CENTER ELECTRICAL COLUMN	
Voyager, Starfire, Excalibur, CMS AnyWay, Discus	\$322
CMSC Discus - Concealed Under Base	\$516
SPIDERS	
Corner Spider (each)	\$26
End Spider (each)	\$26
RADIUS CORNERS - P12 - 2"	
Radius Corners - Table	\$310
CUT TOP & ADD "C" LOCKS	
Up to 36" Wide - 2 locks	\$503
37" - 48" Wide - 3 locks	\$761
49" - 60" Wide - 4 locks	\$1,019

TABLE OPTIONS

OPTIONS	
LIST PRICE	
	\$1,277

61"+ Wide - 5 locks

DROP LEAF

CONTACT FACTORY FOR PRICING & OPTIONS

MODESTY PANEL SPECIFICATIONS

Berco offers a variety of Modesty Panel options depending on your design, layout, and budget requirements.

Removable (MPR) – This modesty panel is constructed of 3/8" particleboard with laminate on front and back and a pvc edge. It is attached to the table top using a metal hanger that is riveted into the modesty panel and then mechanically hooks onto a u shaped bracket under the table top. There is a sliding access point on the metal hanger that allows you to remove the modesty from the table top whenever you desire.

Fabric (MPF) – Designed with a combination of mesh and fabric, this modesty is designed to give the tables a lighter looking scale along with introducing a different material (fabric) for your space. The construction is of two steel rods on the top and bottom of the modesty (makes them hang straight without wrinkles) with the fabric and mesh sewn onto these rods. There are Velcro fasteners on the backside of the modesty that allow you to open it up and run cables through the modesty. This is the only modesty panel option that can be used on the Mobi nesting tables (due to the curve of the Mobi leg).

Slim (MPS) – Offered as our starting price point modesty panel, our slim modesty is comprised of a thin hardboard material that is laminated on the front and back and attached to the tables using small plastic hinges that allow the modesty to hang straight, but also allow it to swing out of the way if kicked or bumped.

Metal (MMP) – This modesty panel is made of metal and offered in any of our 40+ powder coat finishes, it attaches directly to the underside of the table top for a rigid connection, because of this connection you cannot use the metal modesty on nesting style tables.

Metal Channel (MMC) – Used in conjunction with the Metal Modesty panel, this unit attaches with the Metal Modesty under the table top and allows a channel for wire management.

Acrylic (MPA) – Designed to give your space some interest and color, this modesty is made of 100% Acrylic Resin, that is a tough and durable material that is resistant to scratching and staining. It attaches to the underside of the table top using small plastic hinges that allow it to hang straight but it can swing if bumped. In addition to offering this modesty in 7 standard colors, you can choose any Benjamin Moore paint color for these modesty panels at no additional charge. The Economy Frosted Modesty is constructed of a lighter weight plastic material that is durable, but only available in a clear frosted version.

Integrated Metal (MPI) – This metal modesty combines a built in U channel with a modesty to allow wire management that is built into the modesty. Offered in our 40+ powder coat finishes, it also attached directly to the underside of the table top for a rigid connection and therefore cannot be used with nesting style tables.

MODESTY PANEL SPECIFICATIONS

Removable Modesty



<u>Smart Code</u>	<u>Size</u>
MPR848	8"x48"
MPR860	8"x60"
MPR872	8"x72"
MPR884	8"x84"
MPR896	8"x96"

Slim Modesty



<u>Smart Code</u>	<u>Size</u>
MPS842	8"x42"
MPS848	8"x48"
MPS860	8"x60"
MPS872	8"x72"
MPS884	8"x84"
MPS896	8"x96"

Fabric Modesty



<u>Smart Code</u>	<u>Size</u>	<u>Smart Code</u>	<u>Size</u>
MPF1030	10"x30"	MPF1066	10"x66"
MPF1036	10"x36"	MPF1072	10"x72"
MPF1042	10"x42"	MPF1078	10"x78"
MPF1048	10"x48"	MPF1084	10"x84"
MPF1054	10"x54"	MPF1090	10"x90"
MPF1060	10"x60"	MPF1096	10"x96"

Metal Modesty



<u>Smart Code</u>	<u>Size</u>
MMP836	8"x36"
MMP842	8"x42"
MMP848	8"x48"
MMP860	8"x60"
MMP872	8"x72"

Metal Channel



<u>Smart Code</u>	<u>Size</u>
MMC48	48"
MMC60	60"
MMC72	72"

MODESTY PANEL SPECIFICATIONS

Acrylic Modesty



Smart Code

Size

MPA48EFR (economy)	48"
MPA60EFR (economy)	60"
MPA72EFR (economy)	72"
MPA48CL	48"
MPA60CL	60"
MPA72CL	72"
MPA84CL	84"
MPA96CL	96"

Integrated Metal Modesty

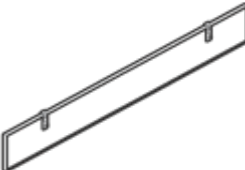


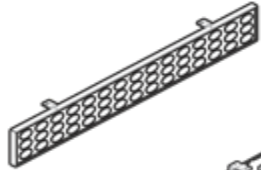



Smart Code

Size



MPI48	48"
MPI60	60"
MPI72	72"

MODESTY PANELS

MODESTY PANELS			
	LIST PRICE		NESTING COMPATIBLE
REMOVABLE MODESTY PANEL (MPR)			
8" x 48"	\$211		YES
8" x 60"	\$268		YES
8" x 72"	\$268		YES
8" x 84"	\$287		YES
8" x 96"	\$287		YES
FABRIC MODESTY PANEL (MPF)			
10" x 30"	\$319		YES
10" x 36"	\$319		YES
10" x 42"	\$319		YES
10" x 48"	\$366		YES
10" x 54"	\$366		YES
10" x 60"	\$366		YES
10" x 66"	\$366		YES
10" x 72"	\$406		YES
10" x 78"	\$406		YES
10" x 84"	\$406		YES
10" x 90"	\$406		YES
10" x 96"	\$406		YES
SLIM MODESTY PANEL (MPS)			
8" x 42"	\$109		YES
8" x 48"	\$109		YES
8" x 60"	\$160		YES
8" x 72"	\$160		YES
8" x 84"	\$160		YES
8" x 96"	\$160		YES
METAL MODESTY PANEL (MMP)			
8" x 36"	\$260		NO
8" x 42"	\$260		NO
8" x 48"	\$260		NO
8" x 60"	\$260		NO
8" x 72"	\$260		NO
METAL CHANNEL (MMC)			
48"	\$96		NO
60"	\$121		NO
72"	\$166		NO

For Veneer please contact factory.

MODESTY PANELS

MODESTY PANELS			
	LIST PRICE		NESTING COMPATIBLE
ACRYLIC MODESTY PANEL (MPA)			
48" Economy Frosted	\$147		YES
60" Economy Frosted	\$255		YES
72" Economy Frosted	\$255		YES
48" Premium	\$615		YES
60" Premium	\$714		YES
72" Premium	\$778		YES
84" Premium	\$813		YES
96" Premium	\$847		YES
INTEGRATED METAL MODESTY (MPI)			
48"	\$262		NO
60"	\$294		NO
72"	\$338		NO

ELECTRICAL SPECIFICATIONS

With plenty of options to choose from, whether you are connecting training tables or just need a conference table with some outlets on top, we have your solution. Don't see exactly what you are looking for, call us, we will find your solution.

Villa Connectable Table Kits: This system with the "No Particular Order" wiring allows you to configure your tables in any order and connect them with a simple male to female connector and are ordered in kits that match your table top size. This unit can come with either 2 outlets only or 2 outlets and 2 data ports and either a silver or black metal grommet cover, and can be either a single circuit with standard plug in or hardwire for a 2 circuit capability. Dimension of grommet is 3" x 5 ¼".

Villa Corded Units: Available with your choice of 36", 72", or 108" cord length and either a silver or black metal grommet cover. Dimension of grommet is 3" x 5 ¼".

Miniport: This is a power data unit that has 2 power outlets and 2 data outlets with a 72" cord length and is standard in a black plastic (other colors are available). Dimension of unit is 3" x 7".

Interport: Designed to accommodate those extra cords from your laptop by having a secondary lid that you open and place all your excess cords into the opening and letting them drop down below the table top. It also comes with 2 power outlets and 2 data outlets with a 72" cord length and is standard in a black plastic. Dimension of unit is 5" x 7".

Power/Data Sphere: Contains 2 power outlets and 2 data outlets with a 72" cord length and is standard in a black plastic. Dimension of unit is 3 ½" diameter.

MHO: Contains 2 power outlets and 2 data outlets with a 72" cord length and is standard with an aluminum grommet. Dimension of unit is 4 7/16" x 8 5/8".

Powernet Electrical and Modesty

Designed to accommodate training tables that require substantial electrical and data capacity, along with ease of access, the Powernet system can be utilized on almost any table series from Berco.

Specifications: Constructed of extruded aluminum the Powernet Modesty is 8 ¼" tall and matches the length of the table top. The Channel version has an extruded aluminum channel that is 3" tall by 3 ¼' deep to accommodate large amounts of electrical and data. The Powernet Raceway includes a fully enclosed steel box that contains all necessary electrical and data along with a hinged door to allow easy access for wiring or plugging in technology.

Finishes: Modesty panel available in over 40+ powder coat finishes

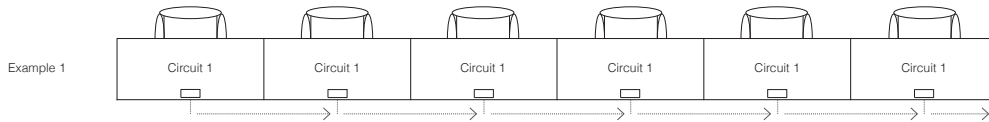
Electrical: Designed to handle any intense electrification needs, the powernet electrical system is an 8 wire, 4 circuit system. You can choose to configure it as a simple 15 AMP single circuit with a conventional plug to power up, a 20 AMP specialized plug in, or a hardwire infeed that can utilize up to all four separate circuits.

VILLA ELECTRICAL SPECIFICATIONS

VILLA ELECTRICAL SYSTEM - SPECIFICATIONS/PRICING

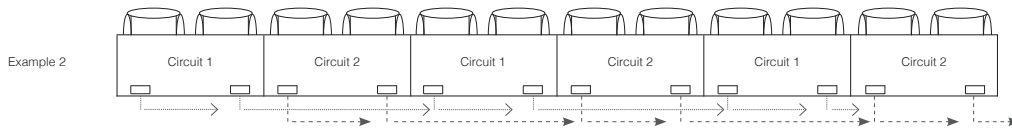
Single Circuit

- Provides maximum flexibility for rooms with limited electrical needs (i.e. Small Work Area, Conference Room, etc.)
- A maximum of 6 electrical units can be linked on 1 circuit grid



Double Circuit

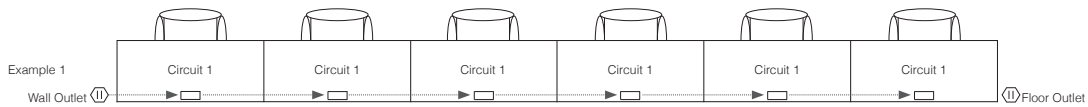
- Used in rooms with greater electrical needs (i.e. Class Room, Training Room, etc.)
- A maximum of 12 electrical units can be linked on 1 double circuit in feed
- Using a Double Circuit requires the circuits to be assigned to alternating tables, as shown:



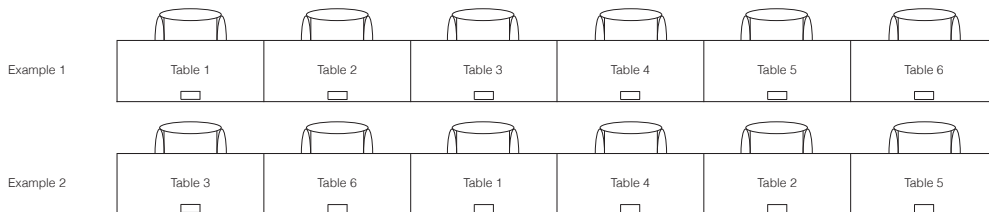
The “No Particular Order” Electrical System

Villa's non-directional, non-sequential electrical package allows nearly any table layout you desire. The order of the tables is not limited by single or double circuit. Tables may be reconfigured by simply disconnecting from the power source and reconnecting in a new configuration.

Non-Directional - Wall or floor power in-feed cables can be attached to either end of the table configuration.



Non-Sequential - Table order isn't a concern with Villa's electrical system.




Single and Double Circuit Options

- Quick disconnect wall outlet
- Hard wiring from wall
- Power source from the building must be wired for 2 circuits to handle a double circuit option

Double Circuit


- The electrical system is a four wire system consisting of two individual circuits. Each circuit is rated at 20 amps/120 volts maximum. Circuit 1 (black), and Circuit 2 (red) are served by a system neutral (white) and an equipment ground (green). Please check with local codes before connecting to building.

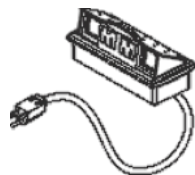
ELECTRICAL SPECIFICATIONS


<u>Villa Connectable Kits</u>	<u>Smart Code</u>	<u>Length</u>	<u>Power/Data</u>	<u>Color</u>
	PV361-P	36"	Power Only – Single	Black (B) or Silver (S)
	PV421-P	42"	Power Only – Single	Black (B) or Silver (S)
	PV481-P	48"	Power Only – Single	Black (B) or Silver (S)
	PV601-P	60"	Power Only – Single	Black (B) or Silver (S)
	PV721-P	72"	Power Only - Single	Black (B) or Silver (S)
	PV361-PD	36"	Power & Data – Single	Black (B) or Silver (S)
	PV421-PD	42"	Power & Data – Single	Black (B) or Silver (S)
	PV481-PD	48"	Power & Data – Single	Black (B) or Silver (S)
	PV601-PD	60"	Power & Data – Single	Black (B) or Silver (S)
	PV721-PD	72"	Power & Data – Single	Black (B) or Silver (S)
	PV841-P	84"	Power Only – Single	Black (B) or Silver (S)
	PV961-P	96"	Power Only – Single	Black (B) or Silver (S)
	PV841-PD	84"	Power & Data – Single	Black (B) or Silver (S)
	PV961-PD	96"	Power & Data – Single	Black (B) or Silver (S)
	PV602-P	60"	Power Only – Double	Black (B) or Silver (S)
	PV722-P	72"	Power Only – Double	Black (B) or Silver (S)
	PV602-PD	60"	Power & Data – Double	Black (B) or Silver (S)
	PV722-PD	72"	Power & Data - Double	Black (B) or Silver (S)
	PV842-P	84"	Power Only – Double	Black (B) or Silver (S)
	PV962-P	96"	Power Only – Double	Black (B) or Silver (S)
	PV842-PD	84"	Power & Data – Double	Black (B) or Silver (S)
	PV962-PD	96"	Power & Data - Double	Black (B) or Silver (S)

ELECTRICAL SPECIFICATIONS

<u>Villa Power In-Feeds</u>	<u>Smart Code</u>
15amp Plug In Circuit	Vi
Hardwired	ViH

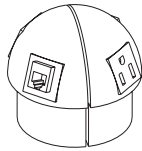
<u>Villa Corded Units</u>	<u>Smart Code</u>	<u>Length</u>	<u>Power/Data</u>	<u>Color</u>
	PVC36-P	36"	Power Only	Black (B) or Silver (S)
	PVC72-P	72"	Power Only	Black (B) or Silver (S)
	PVC108-P	108"	Power Only	Black (B) or Silver (S)
	PVC36-PD	36"	Power & Data	Black (B) or Silver (S)
	PVC72-PD	72"	Power & Data	Black (B) or Silver (S)
	PVC108-PD	108"	Power & Data	Black (B) or Silver (S)

<u>Mini-Port</u>	<u>Smart Code</u>	<u>Length</u>	<u>Power/Data</u>	<u>Color</u>
	MIS	6'	2 Power / 2 Data	Black

<u>Inter-Port</u>	<u>Smart Code</u>	<u>Length</u>	<u>Power/Data</u>	<u>Color</u>
	INS	6'	2 Power / 2 Data	Black

ELECTRICAL SPECIFICATIONS

Power Data Sphere



Smart Code

PDS

Length

6'


Power/Data

2 Power / 2 Data

Color

Black

MHO



Smart Code

MHO

Length

6'

Power/Data

2 Power / 2 Data

Color

Aluminum

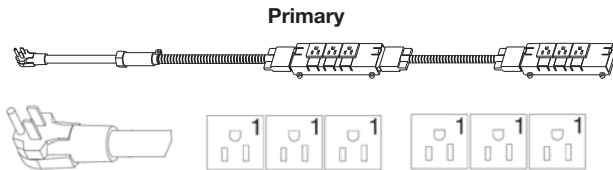
POWERNET SPECIFICATIONS

PowerNet tables with PowerNet Electrification

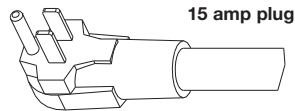
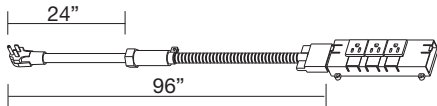
PowerNet tables are available with an 8-wire distribution system with up to four 20 amp circuits in a hardwire system or 15 amp or 20 amp single circuit systems. The hardwire system is supplied with an orange receptacle that is a dedicated circuit with its own neutral and ground wire. The single circuit systems work with standard 15 or 20 amp receptacles.

The wiring system has eight conductors. Three of the conductors — circuit wire, neutral wire, and an isolated ground wire — are shielded and dedicated for computer use. The other five conductors are three circuits with a shared neutral and equipment ground for convenience receptacles. All conductors are No. 12 A.W.G. except the shared neutral, which is No. 10 A.W.G.

15 Amp Power Modules



15 amp **primary** single circuit power feed for 60", 72", 84" and 96" tables.



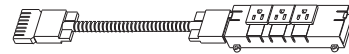
15 amp **primary** single circuit power feed for 48" tables. Our 48" tables have 3 electrical receptacles to service one workstation.

Power jumper modules consist of the same wiring as the in-feed, provide power for multi table configurations, and are easily connected and disconnected. Generous lengths of jumpers are provided to maximize configuration flexibility.

Berco recommends consulting a licensed electrician for circuit requirements.

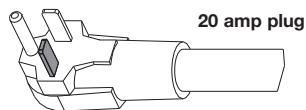


15 amp power jumper module for **secondary** tables.

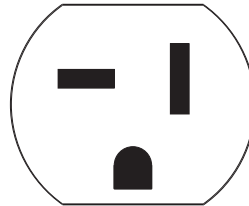


15 amp power jumper module for 48" **secondary** tables. Our 48" tables have 3 electrical receptacles to service one workstation.

20 Amp Power Modules



Note the special orientation of the 20 amp plug.



20 amp receptacle

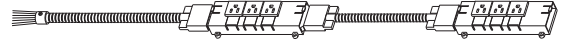
POWERNET SPECIFICATIONS

PowerNet 20 Amp Hardwire Power Modules

PowerNet 20 amp hardwire systems feature modular snap-in receptacles. The modules can be arranged in numerous configurations to fit specific requirements. **Berco recommends consulting a licensed electrician for circuit requirements.**

Specifying a 20 Amp Hardwire System

This is an example of how a 20 amp hardwire system may be configured. Circuit receptacles 1-4 may be put in any position. All receptacles snap in and out for ease of configuration.



20 amp hardwire power feed. 48" tables have 3 electrical receptacles to service one workstation.

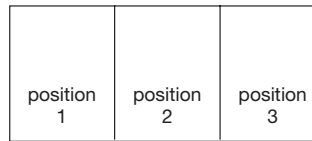


20 amp hardwire power jumper. 48" tables have 3 electrical receptacles to service one workstation.

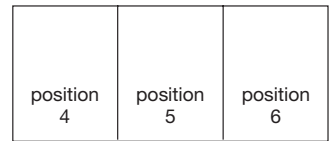
Please specify Primary or Secondary.

Example:	Receptacle
Position 1	1
Position 2	2
Position 3	3IG
Position 4	4
Position 5	1
Position 6	3IG

20 Amp Receptacle Module A



20 Amp Receptacle Module B



Receptacle #1



Receptacle #2



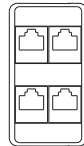
Receptacle #3
Isolated Ground



Receptacle #4

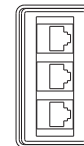
PowerNet Data Communication Options – Please specify one

PowerNet tables can be ordered with data communication receptacles. We offer five different brands shown at right. The diagrams indicate the number and type of receptacles. The combination of RJ11 and RJ45 receptacles may be changed to meet your requirements. All RJ45 receptacles are CAT 5e rated.



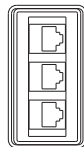
Panduit

D1
Panduit
2 – RJ11
2 – RJ45



Hubbel

D2
Hubbel
2 – RJ11
1 – RJ45

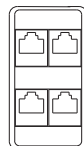


Amp

D4
Amp
1 – RJ11
2 – RJ45

D3
Avaya
1 – RJ11
2 – RJ45

Avaya




Siemon

D5
Siemon
2 – RJ11
2 – RJ45


D6
Other Manufacturers
available. Call Customer
Service for availability
and pricing.

POWERNET SPECIFICATIONS

<u>PowerNet Channel</u>	<u>Smart Code</u>	<u>Length</u>	<u>Power/Data</u>
	IQPC-48	48"	None
	IQPC-60	60"	None
	IQPC-72	72"	None
	IQPC-84	84"	None
	IQPC-96	96"	None

POWERNET SPECIFICATIONS


PowerNet Raceway



<u>Smart Code</u>	<u>Length</u>	<u>Power/Data</u>
IQPR-48	48"	None
IQPR-60	60"	None
IQPR-72	72"	None
IQPR-84	84"	None
IQPR-96	96"	None
IQPR-48-PDC44	48"	Data Only – 2 RJ45
IQPR-60-PDC4444	60"	Data Only – 4 RJ45
IQPR-72-PDC4444	72"	Data Only – 4 RJ45
IQPR-84-PDC4444	84"	Data Only – 4 RJ45
IQPR-96-PDC4444	96"	Data Only – 4 RJ45
IQPR-48-PR1	48"	3 outlet - Single – PRIMARY Electrical Pack
IQPR-48-PR2	48"	3 outlet – Single – CONNECTOR Electrical Pack
IQPR-48-PR1-PDC44	48"	Power & Data – Single – PRIMARY Electrical Pack
IQPR-48-PR2-PDC44	48"	Power & Data – Single – CONNECTOR Electrical Pack
IQPR-60-PR1	60"	3 outlet – Double – PRIMARY Electrical Pack
IQPR-60-PR2	60"	3 outlet – Double – CONNECTOR Electrical Pack
IQPR-60-PR1-PDC4444	60"	Power & Data – Double – PRIMARY Electrical Pack
IQPR-60-PR2-PDC4444	60"	Power & Data – Double – CONNECTOR Electrical Pack
IQPR-72-PR1	72"	3 outlet – Double – PRIMARY Electrical Pack
IQPR-72-PR2	72"	3 outlet – CONNECTOR Electrical Pack
IQPR-72-PR1-PDC4444	72"	Power & Data – PRIMARY Electrical Pack
IQPR-72-PR2-PDC4444	72"	Power & Data – CONNECTOR Electrical Pack

POWERNET SPECIFICATIONS

PowerNet Raceway



Smart Code

Length

Power/Data

IQPR-84-PR1	84"	3 outlet – Double – PRIMARY Electrical Pack
IQPR-84-PR2	84"	3 outlet – Double – CONNECTOR Electrical Pack
IQPR-84-PR1-PDC4444	84"	Power & Data – Double – PRIMARY Electrical Pack
IQPR-84-PR2-PDC4444	84"	Power & Data – Double – CONNECTOR Electrical Pack
IQPR-96-PR1	96"	3 outlet – Double – PRIMARY Electrical Pack
IQPR-96-PR2	96"	3 outlet – CONNECTOR Electrical Pack
IQPR-96-PR1-PDC4444	96"	Power & Data – PRIMARY Electrical Pack
IQPR-96-PR2-PDC4444	96"	Power & Data – CONNECTOR Electrical Pack

ELECTRIFICATION

		LIST PRICE
WIRE MGT. CHANNEL (WMC)		
WMC-4	48" table	\$84
WMC-5	60" table	\$90
WMC-6	72" table	\$116
WMC-7	84" table	\$129
WMC-8	96" table	\$135
VERTICAL 18" COLUMNWAY (CW)		
CW-1	1-1/4"	\$148
CW-2	2"	\$148
VILLA ELECTRICAL (Connectable Table Kits)		
PV361-P	36" Power Only - Single - White, Black or Silver	\$534
PV421-P	42" Power Only - Single - White, Black or Silver	\$534
PV481-P	48" Power Only - Single - White, Black or Silver	\$534
PV601-P	60" Power Only - Single - White, Black or Silver	\$534
PV721-P	72" Power Only - Single - White, Black or Silver	\$534
PV841-P	84" Power Only - Single - White, Black or Silver	\$667
PV961-P	96" Power Only - Single - White, Black or Silver	\$667
PV361-PD	36" Power & Data - Single - White, Black or Silver	\$586
PV421-PD	42" Power & Data - Single - White, Black or Silver	\$586
PV481-PD	48" Power & Data - Single - White, Black or Silver	\$586
PV601-PD	60" Power & Data - Single - White, Black or Silver	\$586
PV721-PD	72" Power & Data - Single - White, Black or Silver	\$586
PV841-PD	84" Power & Data - Single - White, Black or Silver	\$720
PV961-PD	96" Power & Data - Single - White, Black or Silver	\$720
PV602-P	60" Power Only - Double - White, Black or Silver	\$871
PV722-P	72" Power Only - Double - White, Black or Silver	\$871
PV842-P	84" Power Only - Double - White, Black or Silver	\$1,097
PV962-P	96" Power Only - Double - White, Black or Silver	\$1,097
PV602-PD	60" Power & Data - Double - White, Black or Silver	\$969
PV722-PD	72" Power & Data - Double - White, Black or Silver	\$969
PV842-PD	84" Power & Data - Double - White, Black or Silver	\$1,196
PV962-PD	96" Power & Data - Double - White, Black or Silver	\$1,196
PV361-2P2U	36" - 2 POWER AND 2 USB, SINGLE KIT - White, Black or Silver	\$702
PV421-2P2U	42" - 2 POWER AND 2 USB, SINGLE KIT - White, Black or Silver	\$702
PV481-2P2U	48" - 2 POWER AND 2 USB, SINGLE KIT - White, Black or Silver	\$702
PV601-2P2U	60" - 2 POWER AND 2 USB, SINGLE KIT - White, Black or Silver	\$702
PV721-2P2U	72" - 2 POWER AND 2 USB, SINGLE KIT - White, Black or Silver	\$702
PV602-2P2U	60" - 2 POWER AND 2 USB, DOUBLE KIT - White, Black or Silver	\$1,341
PV722-2P2U	72" - 2 POWER AND 2 USB, DOUBLE KIT - White, Black or Silver	\$1,341
PV842-2P2U	84" - 2 POWER AND 2 USB, DOUBLE KIT - White, Black or Silver	\$1,341
PV962-2P2U	96" - 2 POWER AND 2 USB, DOUBLE KIT - White, Black or Silver	\$1,341




ELECTRIFICATION

		LIST PRICE
VILLA II CONNECTABLE KITS - 2 POWER ON TOP & 2 POWER BELOW		
PV361-P4	36" - 4 POWER ONLY, SINGLE KIT - White, Black or	\$607
PV421-P4	42" - 4 POWER ONLY, SINGLE KIT - White, Black or	\$607
PV481-P4	48" - 4 POWER ONLY, SINGLE KIT - White, Black or	\$607
PV601-P4	60" - 4 POWER ONLY, SINGLE KIT - White, Black or	\$607
PV721-P4	72" - 4 POWER ONLY, SINGLE KIT - White, Black or	\$607
PV602-P4	60" - 4 POWER ONLY, DOUBLE KIT - White, Black o	\$1,149
PV722-P4	72" - 4 POWER ONLY, DOUBLE KIT - White, Black o	\$1,149
PV842-P4	84" - 4 POWER ONLY, DOUBLE KIT - White, Black o	\$1,149
PV962-P4	96" - 4 POWER ONLY, DOUBLE KIT - White, Black o	\$1,149
VILLA II CONNECTABLE KITS - 2 POWER ON TOP & 2 POWER BELOW WITH WIRELESS CHARGING		
PV361-P4W1	36" POWER ONLY, SINGLE KIT - Black or Silver	\$1,737
PV421-P4W1	42" POWER ONLY, SINGLE KIT - Black or Silver	\$1,737
PV481-P4W1	48" POWER ONLY, SINGLE KIT - Black or Silver	\$1,737
PV601-P4W1	60" POWER ONLY, SINGLE KIT - Black or Silver	\$1,737
PV721-P4W1	72" POWER ONLY, SINGLE KIT - Black or Silver	\$1,737
VILLA ELECTRICAL (Power In-Feeds)		
Vi	15amp Plug In Single Circuit	\$261
ViH	Hardwired	\$174
Daisy-T	Daisy T	\$192
VILLA CORDED		
PVC36-P	36" Power Only - Black or Silver	\$294
PVC72-P	72" Power Only - Black or Silver	\$294
PVC108-P	108" Power Only - Black or Silver	\$294
PVC36-PD	36" Power & Data - Black or Silver	\$351
PVC72-PD	72" Power & Data - Black or Silver	\$351
PVC108-PD	108" Power & Data - Black or Silver	\$351




ELECTRIFICATION

		LIST PRICE
MINI-PORT (MIS)		
MIS	6' Cord - Black Plastic - 2 Power & 2 Data	\$370
INTER-PORT (INS)		
INS	6' Cord - Black Plastic - 2 Power & 2 Data	\$345
POWER DATA SPHERE (PDS)		
PDS	2 Power / 2 Data - Black Plastic	\$351
MHO (MHS)		
MHO	6' Cord - Aluminum color - 2 Power & 2 Data	\$651
POWER NET CHANNEL (no chrome)		
	IQPC-48	\$470
	IQPC-60	\$528
	IQPC-72	\$551
	IQPC-84	\$667
	IQPC-96	\$691



ELECTRIFICATION

		LIST PRICE
POWER NET RACEWAY (no chrome or nesting)		
IQPR-48	48" - No Power or Data	\$557
IQPR-60	60" - No Power or Data	\$644
IQPR-72	72" - No Power or Data	\$667
IQPR-84	84" - No Power or Data	\$929
IQPR-96	96" - No Power or Data	\$738
IQPR-48-PDC44	48" - Data Only - 2 RJ45	\$667
IQPR-48-PR1	48" - Power Only - Single - 3 Outlet - PRIMARY Electrical	\$1,184
IQPR-48-PR2	48" - Power Only - Single - 3 Outlet - CONNECTOR	\$1,184
IQPR-48-PR1-PDC44	48" - Power & Data - Single - PRIMARY Electrical Pa	\$1,294
IQPR-48-PR2-PDC44	48" - Power & Data - Single - CONNECTOR Electric	\$1,294
IQPR-60-PDC44	60" - Data Only - 2 RJ45	\$824
IQPR-60-PR1	60" - Power Only - Double - 3 outlet - PRIMARY Elec	\$1,503
IQPR-60-PR2	60" - Power Only - Double - 3 outlet - CONNECTOR	\$1,503
IQPR-60-PR1-PDC44	60" - Power & Data - Double - PRIMARY Electrical Pa	\$1,683
IQPR-60-PR2-PDC44	60" - Power & Data - Double - CONNECTOR Electric	\$1,683
IQPR-72-PDC44	72" - Data Only - 2 RJ45	\$847
IQPR-72-PR1	72" - Power Only - Double - 3 Outlet - PRIMARY Elec	\$1,526
IQPR-72-PR2	72" - Power Only - Double - 3 Outlet - CONNECTOR	\$1,526
IQPR-72-PR1-PDC44	72" - Power & Data - Double - PRIMARY Electrical Pa	\$1,706
IQPR-72-PR2-PDC44	72" - Power & Data - Double - CONNECTOR Electric	\$1,706
IQPR-84-PDC44	84" - Data Only - 2 RJ45	\$1,109
IQPR-84-PR1	84" - Power Only - Double - 3 Outlet - PRIMARY Elec	\$1,788
IQPR-84-PR2	84" - Power Only - Double - 3 Outlet - CONNECTOR	\$1,788
IQPR-84-PR1-PDC44	84" - Power & Data - Double - PRIMARY Electrical Pa	\$1,968
IQPR-84-PR2-PDC44	84" - Power & Data - Double - CONNECTOR Electric	\$1,968
IQPR-96-PDC44	96" - Data Only - 2 RJ45	\$1,132
IQPR-96-PR1	96" - Power Only - Double - 3 Outlet - PRIMARY Elec	\$1,811
IQPR-96-PR2	96" - Power Only - Double - 3 Outlet - CONNECTOR	\$1,811
IQPR-96-PR1-PDC44	96" - Power & Data - Double - PRIMARY Electrical Pa	\$1,991
IQPR-96-PR2-PDC44	96" - Power & Data - Double - CONNECTOR Electric	\$1,991
ELECTRIC HEIGHT ADJUSTABLE - VILLA POWER OPTIONS		
PVCC72-P	72" Cord - 2 outlets on top - 3 outlets under table top	\$368
PVCC72-PD	72" Cord - 2 outlets on top - 3 outlets under table top	\$424
NODE		
NOD72-P2	2 Outlets - 72" Cord	\$242
NOD72-P1U1	1 Outlet - 1 USB - 72" Cord	\$431
NOD72-P1D1	1 Outlet - 1 Data - 72" Cord	\$319



ELECTRIFICATION

		LIST PRICE
MOIRE		
MOI72-P4	4 Outlets - 72" Cord	\$391
MOI72-P3D1	3 Outlets - 1 Data - 72" Cord	\$328
MOI72-P3U1	3 Outlets - 1 USB - 72" Cord	\$446
MOI72-P2U2	2 Outlets - 2 USB - 72" Cord	\$559
MOI72-P2D1U1	2 Outlets - 1 Data - 1 USB - 72" Cord	\$434
MOI72-P2D2	2 Outlets - 2 Data - 72" Cord	\$322
MOI72-D4	4 Data - 72" Cord	\$322
COVE		
COV108-P2	2 Outlets - 108" Cord - White, Black or Silver	\$383
COV108-P2U2	2 Outlets - 2 USB - 108" Cord - White, Black or Silver	\$575
COV108-P3D1	3 Outlets - 1 Data - 108" Cord - White, Black or Silver	\$479
COV108-P4U2	4 Outlets - 2 USB - 108" Cord - White, Black or Silver	\$734
COV108-P2U2D1	4 Outlets - 2 USB - 1 Data - 108" Cord - White, Black or Silver	\$734
COV108-P6U4	6 Outlets - 4 USB - 108" Cord - White, Black or Silver	\$1,085
COV108-P2U2C2	2 Outlets - 2 USB - 2 Conv. Outlets - 108" Cord - White, Black or Silver	\$766
COV108-P2C2	2 Outlets - 2 Conv. Outlets - 108" Cord - White, Black or Silver	\$415
COVE CONNECTABLE KITS		
COV361-P2	36" - 2 POWER ONLY, SINGLE KIT - White, Black or Silver	\$575
COV421-P2	42" - 2 POWER ONLY, SINGLE KIT - White, Black or Silver	\$575
COV481-P2	48" - 2 POWER ONLY, SINGLE KIT - White, Black or Silver	\$575
COV601-P2	60" - 2 POWER ONLY, SINGLE KIT - White, Black or Silver	\$575
COV721-P2	72" - 2 POWER ONLY, SINGLE KIT - White, Black or Silver	\$575
COV602-P2	60" - 2 POWER ONLY, DOUBLE KIT - White, Black or Silver	\$1,021
COV722-P2	72" - 2 POWER ONLY, DOUBLE KIT - White, Black or Silver	\$1,021
COV842-P2	84" - 2 POWER ONLY, DOUBLE KIT - White, Black or Silver	\$1,021
COV962-P2	96" - 2 POWER ONLY, DOUBLE KIT - White, Black or Silver	\$1,021
COV361-P4	36" - 4 POWER ONLY, SINGLE KIT - White, Black or Silver	\$862
COV421-P4	42" - 4 POWER ONLY, SINGLE KIT - White, Black or Silver	\$862
COV481-P4	48" - 4 POWER ONLY, SINGLE KIT - White, Black or Silver	\$862
COV601-P4	60" - 4 POWER ONLY, SINGLE KIT - White, Black or Silver	\$862
COV721-P4	72" - 4 POWER ONLY, SINGLE KIT - White, Black or Silver	\$862
COV602-P4	60" - 4 POWER ONLY, DOUBLE KIT - White, Black or Silver	\$1,596
COV722-P4	72" - 4 POWER ONLY, DOUBLE KIT - White, Black or Silver	\$1,596
COV842-P4	84" - 4 POWER ONLY, DOUBLE KIT - White, Black or Silver	\$1,596
COV962-P4	96" - 4 POWER ONLY, DOUBLE KIT - White, Black or Silver	\$1,596
COV361-P2U2	36" - 2 POWER AND 2 USB, SINGLE KIT - White, Black or Silver	\$766
COV421-P2U2	42" - 2 POWER AND 2 USB, SINGLE KIT - White, Black or Silver	\$766
COV481-P2U2	48" - 2 POWER AND 2 USB, SINGLE KIT - White, Black or Silver	\$766
COV601-P2U2	60" - 2 POWER AND 2 USB, SINGLE KIT - White, Black or Silver	\$766
COV721-P2U2	72" - 2 POWER AND 2 USB, SINGLE KIT - White, Black or Silver	\$766
COV602-P2U2	60" - 2 POWER AND 2 USB, DOUBLE KIT - White, Black or Silver	\$1,405
COV722-P2U2	72" - 2 POWER AND 2 USB, DOUBLE KIT - White, Black or Silver	\$1,405
COV842-P2U2	84" - 2 POWER AND 2 USB, DOUBLE KIT - White, Black or Silver	\$1,405



ELECTRIFICATION

		LIST PRICE
COV962-P2U2	96" - 2 POWER AND 2 USB, DOUBLE KIT - White, Blac	\$1,405
COV361-P4U2	36" - 4 POWER AND 2 USB, SINGLE KIT - White, Blac	\$1,053
COV421-P4U2	42" - 4 POWER AND 2 USB, SINGLE KIT - White, Blac	\$1,053
COV481-P4U2	48" - 4 POWER AND 2 USB, SINGLE KIT - White, Blac	\$1,053
COV601-P4U2	60" - 4 POWER AND 2 USB, SINGLE KIT - White, Blac	\$1,053
COV721-P4U2	72" - 4 POWER AND 2 USB, SINGLE KIT - White, Blac	\$1,053
COV602-P4U2	60" - 4 POWER AND 2 USB, DOUBLE KIT - White, Blac	\$1,979
COV722-P4U2	72" - 4 POWER AND 2 USB, DOUBLE KIT - White, Blac	\$1,979
COV842-P4U2	84" - 4 POWER AND 2 USB, DOUBLE KIT - White, Blac	\$1,979
COV962-P4U2	96" - 4 POWER AND 2 USB, DOUBLE KIT - White, Blac	\$1,979

COVE ROUND SERIES - CORDED

COV-R-108-P1U2	ONE POWER, 2 USB, 108" CORD LENGTH - White,	\$543
COV-R-108-P2U2	TWO POWER, TWO USB, 108" CORD LENGTH - W	\$575
COV-R-108-P2	TWO POWER ONLY, 108" CORD LENGTH - White,	\$383



INTERACT CORDED UNIT - 2 POWER ON TOP - 1 POWER BELOW - WITH 2 DATA KNOCKOUTS AND TELECOM PLATE FOR TECHNOLOGY OPTIONS

INTG-72-T05	72" CORD BLACK TEXTURED CASE	\$464
INTG-108-T05	108" CORD BLACK TEXTURED CASE	\$513
INTG-120-T05	120" CORD BLACK TEXTURED CASE	\$620
INTG-72-M24	72" CORD SILVER CASE	\$464
INTG-108-M24	108" CORD SILVER CASE	\$513
INTG-120-M24	120" CORD SILVER CASE	\$539
INTG-72-S11	72" CORD WHITE CASE	\$464
INTG-108-S11	108" CORD WHITE CASE	\$513
INTG-120-S11	120" CORD WHITE CASE	\$539

INTERACT CORDED UNIT - 2 POWER & 2 USB ON TOP - 1 POWER BELOW - WITH 2 DATA KNOCKOUTS AND TELECOM PLATE FOR TECHNOLOGY OPTIO

INTG-72-U2-T05	72" CORD BLACK TEXTURED CASE	\$650
INTG-108-U2-T05	108" CORD BLACK TEXTURED CASE	\$699
INTG-120-U2-T05	120" CORD BLACK TEXTURED CASE	\$725
INTG-72-U2-M24	72" CORD SILVER CASE	\$650
INTG-108-U2-M24	108" CORD SILVER CASE	\$699
INTG-120-U2-M24	120" CORD SILVER CASE	\$725
INTG-72-U2-S11	72" CORD WHITE CASE	\$650
INTG-108-U2-S11	108" CORD WHITE CASE	\$699
INTG-120-U2-S11	120" CORD WHITE CASE	\$725



ELECTRIFICATION

		LIST PRICE
INTERACT - TELECOM PLATES FOR 2 POWER ON TOP UNITS		
TELECOM-A	BLANK PLATE	\$8
TELECOM-DD	TWO RJ45 CAT 6 CONNECTORS	\$168
TELECOM-DDD	THREE RJ45 CAT 6 CONNECTORS	\$248
TELECOM-DDDD	FOUR RJ45 CAT 6 CONNECTORS	\$328
TELECOM-D-VGA	ONE RJ45, ONE 15 PIN HD VGA FEMALE/FEMALE WITH 72" PATCH CORD	\$279
TELECOM-DD-VGA	TWO RJ45, ONE 15 PIN HD VGA FEMALE/FEMALE WITH 72" PATCH CORD	\$305
TELECOM-L-VGA	ONE MINI STEREO, ONE 15 PIN HD VGA FEMALE/FEMALE WITH 72" PATCH CORD	\$202
TELECOM-H-M-VGA	ONE HDMI FEMALE/FEMALE WITH 36" PATCH CORD ONE MINI STEREO, ONE 15 PIN HD VGA FEMALE/FEMALE WITH 72" PATCH CORD	\$387
TELECOM-H	ONE HDMI FEMALE/FEMALE WITH 36" PATCH CORD	\$196
TELECOM-P-D	ONE RJ11 CAT3 PHONE, TWO RJ45 CAT 6 DATA	\$214
INTERACT CORDED UNIT - 4 POWER & 4 DATA KNOCKOUTS		
INTG-72-P4-T05	72" CORD BLACK TEXTURED CASE	\$736
INTG-108-P4-T05	108" CORD BLACK TEXTURED CASE	\$785
INTG-120-P4-T-5	120" CORD BLACK TEXTURED CASE	\$811
INTG-72-P4-M24	72" CORD SILVER CASE	\$736
INTG-108-P4-M24	108" CORD SILVER CASE	\$785
INTG-120-P4-M24	120" CORD SILVER CASE	\$811
INTG-72-P4-S11	72" CORD WHITE CASE	\$736
INTG-108-P4-S11	108" CORD WHITE CASE	\$785
INTG-120-P4-S11	120" CORD WHITE CASE	\$811
TOP NOTCH CORDED UNIT		
TN2-72-P-T05	TWO POWER AND 72" CORD BLACK TEXTURED C	\$364
TN2-72-PD-T05	ONE POWER ONE DATA JACK 72" CORD BLACK T	\$504
TN2-72-P-M24	TWO POWER AND 72" CORD SILVER CASE	\$364
TN2-72-PD-M24	ONE POWER ONE DATA JACK 72" CORD SILVER C	\$504
TECH TOP		
TEC	Tech Top Charger <i>Note: For multiple daisy-chained units, contact Factory for design and pricing</i>	\$645



Step 1. Place Step 2. Charge


TABLE STORAGE CARTS

Vertical Carts (V) – Rectangular model stores rectangular tables up to 96" long and overlap vertically. Fits 6 folding tables stored vertically. Rectangular tables only. Round/Square model stores round tables up to 72" and square tables up to 60". Fits 6 folding tables stored vertically. Round and square tables only.

Folding Table Storage Carts – All carts are 30" wide and suitable for tables 18" to 48" wide. Please specify size of table to be stored. All carts available in black wrinkle finish only. CAUTION – Table widths over 30" may need to be stored vertically depending on available door openings.

Flat Cart (F) – Stores rectangular folding tables flat. Fits up to 8 folding tables. Rectangular tables only.

Flat Cart – Modesty Panel Storage (FMO) – Stores rectangular folding tables flat. Fits up to 8 folding tables and modesty panels. Rectangular tables only.

<u>Vertical Cart</u>	<u>Smart Code</u>	<u>Top Length</u>
	V48	48" – Rectangular
	V60	60" – Rectangular
	V72	72" – Rectangular
	V84	84" – Rectangular
	V96	96" – Rectangular
	V4854	Up to 54" – Round/Square
	V6072	Up to 72" – Round/Square

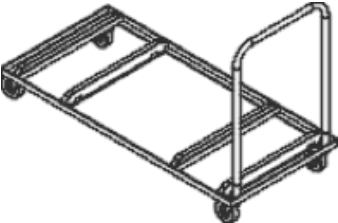
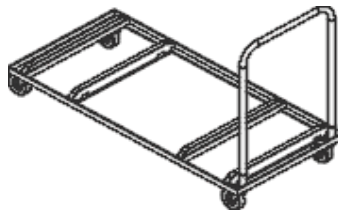
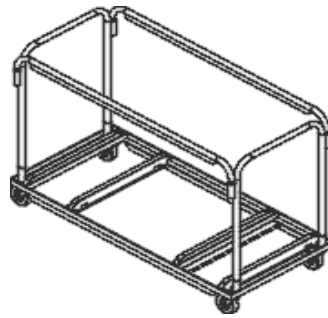
<u>Flat Cart</u>	<u>Smart Code</u>	<u>Top Length</u>
	F60	60" – Rectangular
	F72	72" – Rectangular
	F84	84" – Rectangular
	F96	96" – Rectangular

TABLE CARTS

			LIST PRICE
VERTICAL CART			
V48	48"	Rectangular Table	\$1,933
V60	60"	Rectangular Table	\$1,933
V72	72"	Rectangular Table	\$1,933
V84	84"	Rectangular Table	\$1,933
V96	96"	Rectangular Table	\$1,933
VERTICAL CART			
V4854	Up to 54"	Round/Square Table	\$2,062
V6072	Up to 72"	Round/Square Table	\$2,062
FLAT CART			
F60	60"	Rectangular Table	\$1,417
F72	72"	Rectangular Table	\$1,417
F84	84"	Rectangular Table	\$1,417
F96	96"	Rectangular Table	\$1,417



UPHOLSTERED BOOTHS



UPHOLSTERED BOOTH SPECIFICATIONS

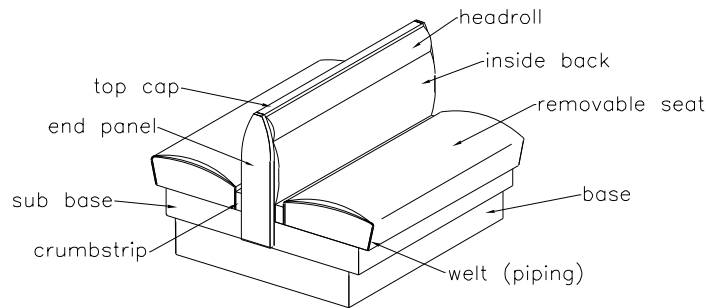
UPHOLSTERED BOOTH SPECIFICATIONS

When it comes to upholstered booths, the options are limitless. Berco offers every imaginable upholstery option, and if you don't see what you are looking for in our standard collection, chances are our Customer Service team can find a solution to meet your specific needs.

Standard booths can be made to special sizes, angles, trim, cutouts, seats, special sewing, etc. We welcome all special requests. All circles and wall benches are standard with unfinished outside backs. Please specify if you would like a finished outside back. When circles, wall benches, curvettes or any specials are ordered, please send along a Plan with dimensions written in. Berco can also help you design to your specifications. Our Customer Service staff will assist you in meeting your customer's specific needs.

Booth Components

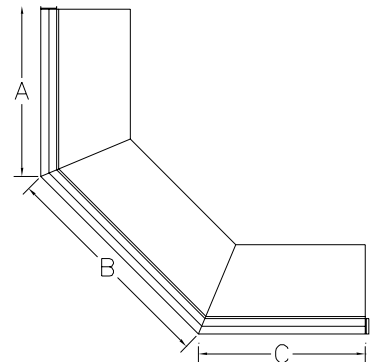
Booth Components



Pricing For Wall Benches

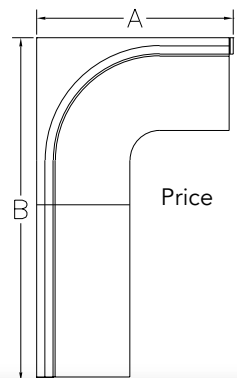
Angled Wall Bench

Total feet of sides A, B and C multiplied by the per foot price. PLUS 2 angled mitered corners equals total price. Price of finished outside backs (where required) must be added.



Corner Wall Bench

Total feet of sides A and B multiplied by the per foot price. PLUS 1 corner equals total price. of finished outside backs (where required) must be added.

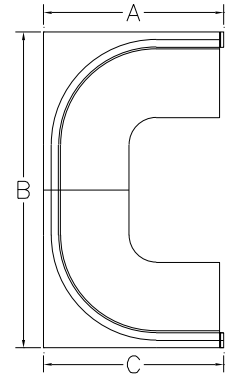


UPHOLSTERED BOOTH SPECIFICATIONS

Pricing For Circle Booths

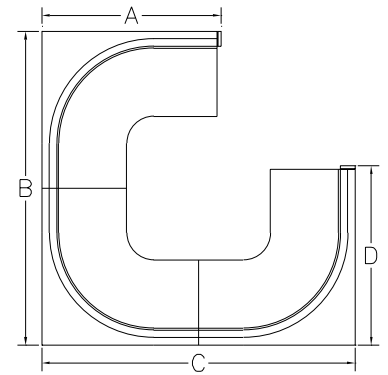
½ Circle Booth

Total feet of sides A, B and C multiplied by the per foot price. PLUS 2 corners equals total price. Price of finished outside backs (where required) must be added.



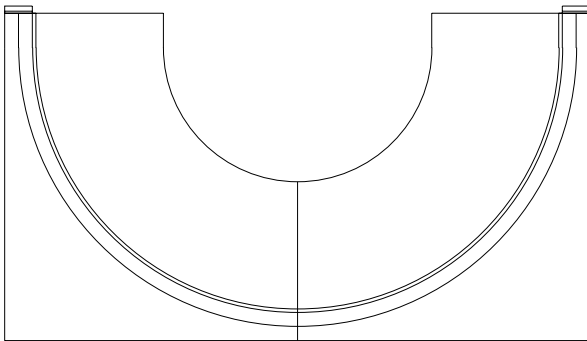
¾ Circle Booth

Total feet of sides A, B, C and D multiplied by the per foot price. PLUS 3 corners equals total price. Price of finished outside backs (where required) must be added.

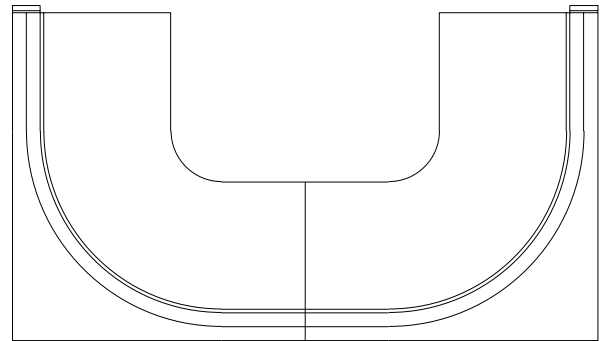


Radius Options

A Radius



B Radius



Seating Capacity

Each booth/wall bench can seat the following:

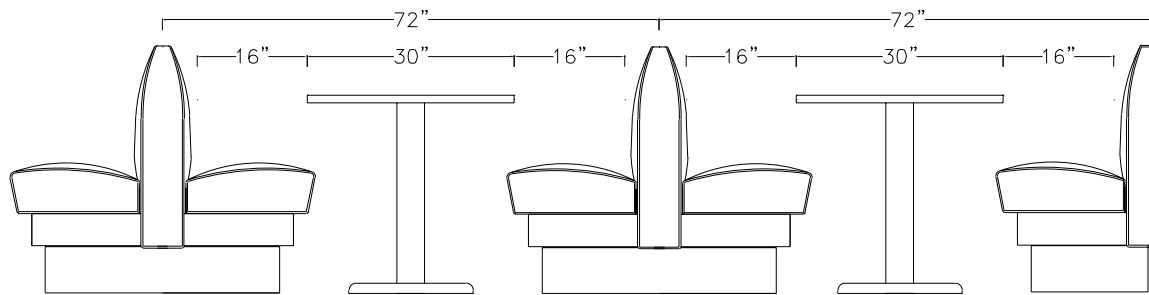
- 30" Long – 1 person
- 48" Long – 2 people
- 60" Long – 2-3 people
- 72" Long – 3-4 people

UPHOLSTERED BOOTH SPECIFICATIONS

Typical Booth Arrangement

Our booths are designed to accommodate any size and configuration you desire. As a guide for arrangement, you can reference the following drawings which allow for a 30" wide table. The style of the booth and inside back style can affect the dimension from the table top to the inside back. Use dimensions for reference only.

UPHOLSTERED BOOTHS



Upholstery Choices

Booth pricing includes Berco standard as well as graded-in upholstery. Standard upholstery colors are shown on following pages. For all other upholstery options, Customer Service will be happy to provide a custom quote.

Vinyl & Fabric Options

Berco can supply almost any vinyl or fabric on the market. Please consult your Customer Service Representative for a custom quote. Vinyl specifications and samples can be found at www.spradlingvinyl.com. Fabric specifications and samples can be found at www.mayerfabrics.com. See Finish Specifications section for more details.

UPHOLSTERED BOOTH SPECIFICATIONS

Customer Own Material (C.O.M.)

1. All orders using COM, prior to order, must submit upholstery details such as pattern, repeat and if it is a Railroaded pattern to customer service to determine yardage needed.
2. Standard booth pricing includes C.O.M.
3. Material that is directional or striped, must specify the details concerning how it is to be applied.
4. If material is or can be reversible, be certain to mark the proper side.
5. Supply your shipper of the C.O.M. with the following information to be attached to the outside of the package containing your C.O.M.:

Berco Furniture Solutions – Shipping & Receiving

3700 Cleon Street

St. Louis, MO 63118

Clearly mark with Purchase Order number and job name.

Upholstery Cleaning and Maintenance

General Care and Cleaning Guide:

Step 1: For light soiling, a solution of 10% household liquid dishsoap in warm water, applied with a soft damp cloth. Rinse with clean water and dry.

Step 2: For heavy soiling, dampen a soft white cloth with a one to one (1:1) solution of Fantastik® and water or Formula 409® and water. Rub gently and rinse with a water dampened cloth.

Step 3: For more difficult stains, dampen a soft white cloth with a solution of household bleach (10% bleach / 90% water). Rub gently and rinse with a water dampened cloth to remove bleach concentration. Do not use with alcohol based cleaning agents!

BOOTHS - MARQUIS



Key Features:

- * Fully upholstered booth
- * Removable, high density foam padded, sinuous spring seat
- * Foam padded inside back
- * Black vinyl enclosed base
- * Custom heights and lengths available
- * 12 year warranty

Inside Back Upgrades:

- VC - Vertical Channel
- HC - Horizontal Channel
- DT - Diamond Tuft - **ADD 20%**
- BT - Biscuit Tuft - **ADD 20%**
- HR - Headroll

36" HIGH	DEUCE SINGLE		DEUCE DOUBLE		SINGLE		DOUBLE		WALL BENCH		CORNER	
MODEL NUMBER	MARQ-3630-SGL		MARQ-3630-DBL		MARQ-3648SGL		MARQ-3648DBL		MARQ-36-WB		MARQ-36-CORNER	
DIMENSIONS	Height		36"		36"		36"		36"		36"	
	Length		30"		30"		48"		48"		Per Lineal Ft.	
	Depth		23"		44"		23"		44"		23"	
	Seat Height		19"		19"		19"		19"		19"	
	Seat Depth		18.25"		18.25"		18.25"		18.25"		18.25"	
OUTSIDE BACK	Finished		N/A		Finished		N/A		Unfinished		Unfinished	
INSIDE BACK	Smooth	Upgrade	Smooth	Upgrade	Smooth	Upgrade	Smooth	Upgrade	Smooth	Upgrade	Smooth	Upgrade
Standard/C.O.M.	\$1,419	\$1,576	\$2,180	\$2,493	\$1,695	\$1,912	\$2,547	\$2,999	Per Lineal Ft.		Each	
GRADE 1	\$1,561	\$1,733	\$2,398	\$2,742	\$1,864	\$2,104	\$2,801	\$3,299	\$456	\$539	\$786	\$814
GRADE 2	\$1,703	\$1,891	\$2,616	\$2,991	\$2,034	\$2,295	\$3,056	\$3,598	\$501	\$593	\$864	\$895
GRADE 3	\$1,845	\$2,048	\$2,834	\$3,241	\$2,203	\$2,486	\$3,311	\$3,898	\$547	\$647	\$943	\$977
GRADE 4	\$2,058	\$2,285	\$3,161	\$3,614	\$2,457	\$2,773	\$3,693	\$4,348	\$592	\$701	\$1,021	\$1,058
GRADE 5	\$2,200	\$2,442	\$3,379	\$3,864	\$2,627	\$2,964	\$3,947	\$4,648	\$661	\$782	\$1,139	\$1,180
OPTIONS	Length		31" - 47" - +15%		31" - 47" - +15%		49" - 60" +25%		49" - 60" +25%		Use Per Foot for Over 60"	
	Yardage required for COM solid or non-matching upholstery.		4 yds		6 yds		5.5 yds		7 yds		2 yds per ft FOSB 1 yd per ft UFOSB	

BOOTHS - MARQUIS



Key Features:

- * Fully upholstered booth
- * Removable, high density foam padded, sinuous spring seat
- * Foam padded inside back
- * Black vinyl enclosed base
- * Custom heights and lengths available
- * 12 year warranty

Inside Back Upgrades:

- VC - Vertical Channel
- HC - Horizontal Channel
- DT - Diamond Tuft - **ADD 20%**
- BT - Biscuit Tuft - **ADD 20%**
- HR - Headroll

42" HIGH	DEUCE SINGLE		DEUCE DOUBLE		SINGLE		DOUBLE		WALL BENCH		CORNER	
MODEL NUMBER	MARQ-4230-SGL		MARQ-4230-DBL		MARQ-4248SGL		MARQ-4248DBL		MARQ-42-WB		MARQ-42-CORNER	
DIMENSIONS	Height		42"		42"		42"		42"		42"	
	Length		30"		30"		48"		48"		Per Lineal Ft.	
	Depth		23"		44"		23"		44"		23"	
	Seat Height		19"		19"		19"		19"		19"	
	Seat Depth		18.25"		18.25"		18.25"		18.25"		18.25"	
OUTSIDE BACK	Finished		N/A		Finished		N/A		Unfinished		Unfinished	
INSIDE BACK	Smooth	Upgrade	Smooth	Upgrade	Smooth	Upgrade	Smooth	Upgrade	Smooth	Upgrade	Smooth	Upgrade
Standard/C.O.M.	\$1,497	\$1,698	\$2,281	\$2,694	\$1,801	\$2,080	\$2,703	\$3,261	\$484	\$567	\$872	\$904
GRADE 1	\$1,647	\$1,868	\$2,509	\$2,963	\$1,981	\$2,288	\$2,973	\$3,587	\$532	\$624	\$959	\$995
GRADE 2	\$1,797	\$2,038	\$2,737	\$3,232	\$2,161	\$2,496	\$3,244	\$3,913	\$580	\$681	\$1,046	\$1,085
GRADE 3	\$1,947	\$2,208	\$2,965	\$3,502	\$2,341	\$2,704	\$3,514	\$4,239	\$629	\$738	\$1,133	\$1,175
GRADE 4	\$2,171	\$2,463	\$3,307	\$3,906	\$2,611	\$3,016	\$3,919	\$4,728	\$701	\$823	\$1,264	\$1,311
GRADE 5	\$2,321	\$2,633	\$3,535	\$4,175	\$2,791	\$3,224	\$4,190	\$5,055	\$750	\$879	\$1,351	\$1,401
OPTIONS	Length		31" - 47" - +15%		31" - 47" - +15%		49" - 60" +25%		49" - 60" +25%		Use Per Foot for Over 60"	
	Yardage required for COM solid or non-matching upholstery.		5 yds		7 yds		6.5 yds		8 yds		2.5 yds per ft FOSB 1.5 yd per ft UFOSB	

BOOTHS - MARQUIS



Key Features:

- * Fully upholstered booth
- * Removable, high density foam padded, sinuous spring seat
- * Foam padded inside back
- * Black vinyl enclosed base
- * Custom heights and lengths available
- * 12 year warranty

Inside Back Upgrades:

- VC - Vertical Channel
- HC - Horizontal Channel
- DT - Diamond Tuft - **ADD 20%**
- BT - Biscuit Tuft - **ADD 20%**
- HR - Headroll

48" HIGH	DEUCE SINGLE		DEUCE DOUBLE		SINGLE		DOUBLE		WALL BENCH		CORNER	
MODEL NUMBER	MARQ-4830-SGL		MARQ-4830-DBL		MARQ-4848SGL		MARQ-4848DBL		MARQ-48-WB		MARQ-48-CORNER	
DIMENSIONS												
Height	48"		48"		48"		48"		48"		48"	
Length	30"		30"		48"		48"		Per Lineal Ft.		N/A	
Depth	23"		44"		23"		44"		23"		23"	
Seat Height	19"		19"		19"		19"		19"		19"	
Seat Depth	18.25"		18.25"		18.25"		18.25"		18.25"		18.25"	
OUTSIDE BACK	Finished		N/A		Finished		N/A		Unfinished		Unfinished	
INSIDE BACK	Smooth	Upgrade	Smooth	Upgrade	Smooth	Upgrade	Smooth	Upgrade	Smooth	Upgrade	Smooth	Upgrade
									Per Lineal Ft.		Each	
Standard/C.O.M.	\$1,581	\$1,816	\$2,381	\$2,883	\$1,912	\$2,247	\$2,837	\$3,534	\$512	\$595	\$1,001	\$1,039
GRADE 1	\$1,739	\$1,997	\$2,619	\$3,172	\$2,104	\$2,472	\$3,121	\$3,888	\$563	\$655	\$1,101	\$1,143
GRADE 2	\$1,897	\$2,179	\$2,857	\$3,460	\$2,295	\$2,697	\$3,404	\$4,241	\$614	\$714	\$1,201	\$1,247
GRADE 3	\$2,056	\$2,360	\$3,095	\$3,748	\$2,486	\$2,921	\$3,688	\$4,595	\$665	\$774	\$1,301	\$1,351
GRADE 4	\$2,293	\$2,633	\$3,453	\$4,181	\$2,773	\$3,258	\$4,113	\$5,125	\$742	\$863	\$1,451	\$1,507
GRADE 5	\$2,451	\$2,814	\$3,691	\$4,469	\$2,964	\$3,483	\$4,397	\$5,478	\$793	\$923	\$1,551	\$1,611
OPTIONS												
Length	31" - 47" - +15%		31" - 47" - +15%		49" - 60" +25%		49" - 60" +25%		Use Per Foot for Over 60"			
Yardage required for COM solid or non-matching upholstery.	5.5 yds		7.5 yds		7 yds		8.5 yds		3 yds per ft FOSB 2 yd per ft UFOSB			

BOOTHS - CALI



Key Features:

- * Fully upholstered booth
- * Removable, high density foam padded, sinuous spring seat
- * Foam padded inside back
- * Black vinyl enclosed base
- * Custom heights and lengths available
- * 12 year warranty

Inside Back Upgrades:

- VC - Vertical Channel
- HC - Horizontal Channel
- DT - Diamond Tuft - **ADD 20%**
- BT - Biscuit Tuft - **ADD 20%**
- HR - Headroll

36" HIGH	DEUCE SINGLE		DEUCE DOUBLE		SINGLE		DOUBLE		WALL BENCH		CORNER	
MODEL NUMBER	CALI-3630-SGL		CALI-3630-DBL		CALI-3648SGL		CALI-3648DBL		CALI-36-WB		CALI-36-CORNER	
DIMENSIONS	Height		36"		36"		36"		36"		36"	
	Length		30"		30"		48"		48"		Per Lineal Ft.	
	Depth		24"		47.25"		24"		47.25"		24"	
	Seat Height		19"		19"		19"		19"		19"	
	Seat Depth		18.25"		18.25"		18.25"		18.25"		18.25"	
OUTSIDE BACK	Finished		N/A		Finished		N/A		Unfinished		Unfinished	
INSIDE BACK	Smooth	Upgrade	Smooth	Upgrade	Smooth	Upgrade	Smooth	Upgrade	Smooth	Upgrade	Smooth	Upgrade
Standard/C.O.M.	\$1,442	\$1,643	\$2,214	\$2,627	\$1,728	\$2,002	\$2,614	\$3,166	\$456	\$539	\$786	\$814
GRADE 1	\$1,586	\$1,807	\$2,435	\$2,889	\$1,901	\$2,202	\$2,875	\$3,483	\$501	\$593	\$864	\$895
GRADE 2	\$1,730	\$1,971	\$2,656	\$3,152	\$2,074	\$2,402	\$3,136	\$3,799	\$547	\$647	\$943	\$977
GRADE 3	\$1,874	\$2,135	\$2,878	\$3,415	\$2,247	\$2,602	\$3,398	\$4,116	\$592	\$701	\$1,021	\$1,058
GRADE 4	\$2,090	\$2,382	\$3,210	\$3,809	\$2,506	\$2,902	\$3,790	\$4,591	\$661	\$782	\$1,139	\$1,180
GRADE 5	\$2,235	\$2,546	\$3,431	\$4,071	\$2,679	\$3,103	\$4,051	\$4,908	\$706	\$836	\$1,218	\$1,262
OPTIONS	Length		31" - 47" - +15%		31" - 47" - +15%		49" - 60" +25%		49" - 60" +25%		Use Per Foot For Over 60"	
	Yardage required for COM solid or non-matching upholstery.		4 yds		6 yds		5.5 yds		7 yds		2 yds per ft FOSB 1 yd per ft UFOSB	

BOOTHS - CALI



Key Features:

- * Fully upholstered booth
- * Removable, high density foam padded, sinuous spring seat
- * Foam padded inside back
- * Black vinyl enclosed base
- * Custom heights and lengths available
- * 12 year warranty

Inside Back Upgrades:

- VC - Vertical Channel
- HC - Horizontal Channel
- DT - Diamond Tuft - **ADD 20%**
- BT - Biscuit Tuft - **ADD 20%**
- HR - Headroll

42" HIGH	DEUCE SINGLE		DEUCE DOUBLE		SINGLE		DOUBLE		WALL BENCH		CORNER	
MODEL NUMBER	CALI-4230-SGL		CALI-4230-DBL		CALI-4248SGL		CALI-4248DBL		CALI-42-WB		CALI-42-CORNER	
DIMENSIONS												
Height	42"		42"		42"		42"		42"		42"	
Length	30"		30"		48"		48"		Per Lineal Ft.		N/A	
Depth	24"		47.25"		24"		47.25"		24"		24"	
Seat Height	19"		19"		19"		19"		19"		19"	
Seat Depth	18.25"		18.25"		18.25"		18.25"		18.25"		18.25"	
OUTSIDE BACK	Finished		N/A		Finished		N/A		Unfinished		Unfinished	
INSIDE BACK	Smooth	Upgrade	Smooth	Upgrade	Smooth	Upgrade	Smooth	Upgrade	Smooth	Upgrade	Smooth	Upgrade
									Per Lineal Ft.		Each	
Standard/C.O.M.	\$1,525	\$1,834	\$2,314	\$2,755	\$1,834	\$2,119	\$2,753	\$3,339	\$484	\$567	\$872	\$904
GRADE 1	\$1,678	\$2,018	\$2,546	\$3,031	\$2,018	\$2,331	\$3,028	\$3,673	\$532	\$624	\$959	\$995
GRADE 2	\$1,830	\$2,201	\$2,777	\$3,306	\$2,201	\$2,543	\$3,304	\$4,007	\$580	\$681	\$1,046	\$1,085
GRADE 3	\$1,983	\$2,384	\$3,008	\$3,582	\$2,384	\$2,754	\$3,579	\$4,341	\$629	\$738	\$1,133	\$1,175
GRADE 4	\$2,212	\$2,660	\$3,356	\$3,995	\$2,660	\$3,072	\$3,992	\$4,842	\$701	\$823	\$1,264	\$1,311
GRADE 5	\$2,364	\$2,843	\$3,587	\$4,270	\$2,843	\$3,284	\$4,267	\$5,176	\$750	\$879	\$1,351	\$1,401
OPTIONS												
Length	31" - 47" - +15%		31" - 47" - +15%		49" - 60" +25%		49" - 60" +25%		Use Per Foot for Over 60"			
Yardage required for COM solid or non-matching upholstery.	5 yds		7 yds		6.5 yds		8 yds		2.5 yds per ft FOSB 1.5 yd per ft UFOSB			

BOOTHS - CALI



Key Features:

- * Fully upholstered booth
- * Removable, high density foam padded, sinuous spring seat
- * Foam padded inside back
- * Black vinyl enclosed base
- * Custom heights and lengths available
- * 12 year warranty

Inside Back Upgrades:

- VC - Vertical Channel
- HC - Horizontal Channel
- DT - Diamond Tuft - **ADD 20%**
- BT - Biscuit Tuft - **ADD 20%**
- HR - Headroll

48" HIGH	DEUCE SINGLE		DEUCE DOUBLE		SINGLE		DOUBLE		WALL BENCH		CORNER	
MODEL NUMBER	CALI-4830-SGL		CALI-4830-DBL		CALI-4848SGL		CALI-4848DBL		CALI-48-WB		CALI-48-CORNER	
DIMENSIONS	Height		48"		48"		48"		48"		48"	
	Length		30"		30"		48"		48"		Per Lineal Ft.	
	Depth		24"		47.25"		24"		47.25"		24"	
	Seat Height		19"		19"		19"		19"		19"	
	Seat Depth		18.25"		18.25"		18.25"		18.25"		18.25"	
OUTSIDE BACK	Finished		N/A		Finished		N/A		Unfinished		Unfinished	
INSIDE BACK	Smooth	Upgrade	Smooth	Upgrade	Smooth	Upgrade	Smooth	Upgrade	Smooth	Upgrade	Smooth	Upgrade
Standard/C.O.M.	\$1,609	\$1,810	\$2,482	\$2,878	\$1,946	\$2,230	\$2,893	\$3,507	\$512	\$595	\$1,001	\$1,039
GRADE 1	\$1,770	\$1,991	\$2,730	\$3,166	\$2,140	\$2,453	\$3,182	\$3,857	\$563	\$655	\$1,101	\$1,143
GRADE 2	\$1,931	\$2,172	\$2,978	\$3,453	\$2,335	\$2,677	\$3,471	\$4,208	\$614	\$714	\$1,201	\$1,247
GRADE 3	\$2,092	\$2,353	\$3,226	\$3,741	\$2,530	\$2,900	\$3,760	\$4,559	\$665	\$774	\$1,301	\$1,351
GRADE 4	\$2,333	\$2,625	\$3,598	\$4,173	\$2,821	\$3,234	\$4,194	\$5,085	\$742	\$863	\$1,451	\$1,507
GRADE 5	\$2,494	\$2,806	\$3,846	\$4,461	\$3,016	\$3,457	\$4,484	\$5,435	\$793	\$923	\$1,551	\$1,611
OPTIONS	Length		31" - 47" - +15%		31" - 47" - +15%		49" - 60" +25%		49" - 60" +25%		Use Per Foot For Over 60"	
	Yardage required for COM solid or non-matching upholstery.		5.5 yds		7.5 yds		7 yds		8.5 yds		3 yds per ft FOSB 2 yd per ft UFOSB	

BOOTHS - KINGSTON



Key Features:

- * Fully upholstered booth
- * High density foam padded, skirted sinuous spring seat
- * Foam padded inside back
- * Solid wood or metal legs
- * Custom heights and lengths available
- * 12 year warranty

Upgrade:

UA - Upholstered Arms

36" HIGH	DEUCE SINGLE		DEUCE DOUBLE		SINGLE		DOUBLE		WALL BENCH		CORNER	
MODEL NUMBER	KING-3624-SGL		KING-3624-DBL		KING-3648SGL		KING-3648DBL		KING-36-WB		KING-36-CORNER	
DIMENSIONS	Height		36"		36"		36"		36"		36"	
	Length		24"		24"		48"		48"		Per Lineal Ft.	
	Depth		26.25"		26.25"		52.75"		52.75"		26.25"	
	Seat Height		18"		18"		18"		18"		18"	
	Seat Depth		19.375"		19.375"		19.375"		19.375"		19.375"	
OUTSIDE BACK	Finished		N/A		Finished		N/A		Unfinished		Unfinished	
INSIDE BACK	Smooth	Upgrade	Smooth	Upgrade	Smooth	Upgrade	Smooth	Upgrade	Smooth	Upgrade	Smooth	Upgrade
Standard/C.O.M.	\$1,466	\$2,028	\$2,307	\$3,686	\$2,090	\$2,651	\$2,676	\$4,260	\$747	\$777	\$735	\$760
GRADE 1	\$1,613	\$2,230	\$2,537	\$4,055	\$2,299	\$2,916	\$2,943	\$4,686	\$822	\$855	\$808	\$836
GRADE 2	\$1,760	\$2,433	\$2,768	\$4,424	\$2,508	\$3,181	\$3,211	\$5,112	\$897	\$933	\$882	\$912
GRADE 3	\$1,906	\$2,636	\$2,999	\$4,792	\$2,717	\$3,446	\$3,478	\$5,538	\$971	\$1,010	\$955	\$988
GRADE 4	\$2,126	\$2,940	\$3,345	\$5,345	\$3,030	\$3,844	\$3,880	\$6,177	\$1,083	\$1,127	\$1,065	\$1,103
GRADE 5	\$2,273	\$3,143	\$3,575	\$5,714	\$3,239	\$4,109	\$4,147	\$6,603	\$1,158	\$1,205	\$1,139	\$1,179
OPTIONS	Length		31" - 47" - +15%		31" - 47" - +15%		49" - 60" +25%		49" - 60" +25%		Use Per Foot For Over 60"	
	Yardage required for COM solid or non-matching upholstery.		4 yds		8 yds		8 yds		16 yds		2 yds per ft	

BOOTHS - KINGSTON



Key Features:

- * Fully upholstered booth
- * High density foam padded, skirted sinuous spring seat
- * Foam padded inside back
- * Solid wood or metal legs
- * Custom heights and lengths available
- * 12 year warranty

Upgrade:

UA - Upholstered Arms

42" HIGH	DEUCE SINGLE		DEUCE DOUBLE		SINGLE		DOUBLE		WALL BENCH		CORNER	
MODEL NUMBER	KING-4224-SGL		KING-4224-DBL		KING-4248SGL		KING-4248DBL		KING-42-WB		KING-42-CORNER	
DIMENSIONS	Height		42"		42"		42"		42"		42"	
	Length		24"		24"		48"		48"		Per Lineal Ft.	
	Depth		26.25"		52.75"		26.25"		52.75"		26.25"	
	Seat Height		18"		18"		18"		18"		18"	
	Seat Depth		19.375"		19.375"		19.375"		19.375"		19.375"	
OUTSIDE BACK	Finished		N/A		Finished		N/A		Unfinished		Unfinished	
INSIDE BACK	Smooth	Upgrade	Smooth	Upgrade	Smooth	Upgrade	Smooth	Upgrade	Smooth	Upgrade	Smooth	Upgrade
Standard/C.O.M.	\$1,742	\$2,304	\$2,818	\$4,586	\$2,493	\$3,051	\$3,311	\$5,379	\$896	\$933	\$828	\$858
GRADE 1	\$1,917	\$2,534	\$3,100	\$5,044	\$2,742	\$3,356	\$3,642	\$5,917	\$986	\$1,027	\$911	\$944
GRADE 2	\$2,091	\$2,764	\$3,382	\$5,503	\$2,991	\$3,661	\$3,973	\$6,455	\$1,075	\$1,120	\$993	\$1,030
GRADE 3	\$2,265	\$2,995	\$3,664	\$5,961	\$3,241	\$3,966	\$4,305	\$6,993	\$1,165	\$1,213	\$1,076	\$1,115
GRADE 4	\$2,527	\$3,340	\$4,086	\$6,649	\$3,614	\$4,424	\$4,801	\$7,800	\$1,299	\$1,353	\$1,200	\$1,244
GRADE 5	\$2,701	\$3,571	\$4,368	\$7,108	\$3,864	\$4,729	\$5,132	\$8,338	\$1,389	\$1,447	\$1,283	\$1,330
OPTIONS	Length		31" - 47" - +15%		31" - 47" - +15%		49" - 60" +25%		49" - 60" +25%		Use Per Foot For Over 60"	
	Yardage required for COM solid or non-matching upholstery.		5 yds		9 yds		9 yds		17 yds		2.5 yds per ft	

BOOTH OPTIONS

		OPTIONS														
		Crumbstrip			Top Cap			Outside Back				Base				
	Length	Upholstered	Laminated	Wood Veneer	Laminated	Oak	Maple	Laminated	Upholstered	Oak Veneer	Maple Veneer	Black Laminate	Black ABS	Oak Veneer	Maple Veneer	Pedestal
		Add	Add	Add	Add	Add	Add	Add	Add	Add	Add	Add	Add	Add	Add	Add
Single	Up To 30"	\$51	\$41	\$48	\$38	\$24	\$34	\$191	Incl.	\$181	\$198	\$72	\$65	\$95	\$140	\$102
	31" - 44"	\$61	\$51	\$58	\$51	\$31	\$44	\$276	Incl.	\$259	\$286	\$95	\$85	\$123	\$174	\$102
	45" - 48"	\$65	\$55	\$61	\$55	\$34	\$48	\$300	Incl.	\$280	\$314	\$99	\$89	\$130	\$181	\$136
	49" - 72"	\$78	\$68	\$75	\$75	\$41	\$61	\$409	Incl.	\$382	\$426	\$130	\$116	\$167	\$225	\$174
Double	Up To 30"	\$102	\$82	\$95	\$38	\$24	\$34	N/A	N/A	N/A	N/A	\$119	\$89	\$136	\$218	\$191
	31" - 44"	\$123	\$102	\$116	\$51	\$31	\$44	N/A	N/A	N/A	N/A	\$143	\$109	\$164	\$249	\$192
	45" - 48"	\$130	\$109	\$123	\$55	\$34	\$48	N/A	N/A	N/A	N/A	\$153	\$116	\$171	\$259	\$191
	49" - 72"	\$157	\$136	\$150	\$75	\$41	\$61	N/A	N/A	N/A	N/A	\$184	\$140	\$208	\$300	\$228
Wall Bench	Per Foot	\$24	\$20	\$24	\$17	\$10	\$14	\$82	\$53	\$75	\$85	\$27	\$24	\$34	\$48	\$38
Circle	Per Foot	\$34	\$27	\$31	\$20	\$14	\$17	\$89	\$62	\$85	\$95	\$34	\$31	\$48	\$61	\$55

BOOTH OPTIONS

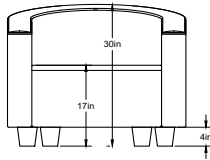
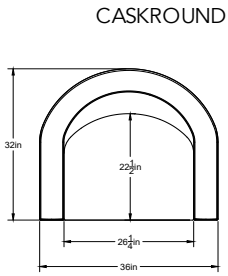
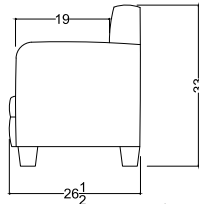
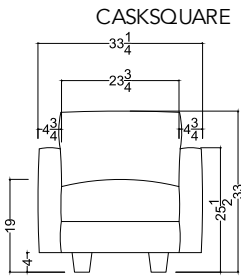
		OPTIONS														
		Sub-Base						Seats		Other						
Length		Laminated	Oak Side (1 End)	Oak Side (2 Ends)	Oak Veneer Front	Maple Side (1 End)	Maple Side (2 Ends)	Maple Veneer Front	Complete Seat	Seat Cover	Logo On Upholstery (< 6)	Logo On Upholstery (6+)	Bar Height Booth Seat (30") * NO FOOT REST*	Luxury Foam Upgrade	Line-X (PER LINEAL FOOT)	Wood or Metal Legs (Each)
		Add	Add	Add	Add	Add	Add	Add	Add	Add	Add	Add	Add	Add	Add	Add
Single	Up To 30"	\$48	\$28	\$51	\$68	\$40	\$78	\$106	\$288	\$118	\$388	\$233	+30%	\$61	\$93	\$78
	31" - 44"	\$58	\$28	\$51	\$95	\$40	\$78	\$153	\$338	\$124	\$388	\$233	+30%	\$72	\$93	\$78
	45" - 48"	\$61	\$28	\$51	\$102	\$40	\$78	\$167	\$347	\$130	\$388	\$233	+30%	\$75	\$93	\$78
	49" - 72"	\$72	\$28	\$51	\$140	\$40	\$78	\$228	\$391	\$140	\$388	\$233	+30%	\$109	\$93	\$78
Double	Up To 30"	\$95	\$53	\$102	\$136	\$81	\$157	\$211	N/A	N/A	\$775	\$465	+30%	\$124	\$93	\$78
	31" - 44"	\$116	\$53	\$102	\$191	\$81	\$157	\$307	N/A	N/A	\$775	\$465	+30%	\$143	\$93	\$78
	45" - 48"	\$123	\$53	\$102	\$205	\$81	\$157	\$334	N/A	N/A	\$775	\$465	+30%	\$149	\$93	\$78
	49" - 72"	\$143	\$53	\$102	\$280	\$81	\$157	\$457	N/A	N/A	\$775	\$465	+30%	\$217	\$93	\$78
Wall Bench	Per Foot	\$17	N/A	N/A	\$27	N/A	N/A	\$44	CF	\$28	\$388	\$93	+30%	\$20	\$93	\$78
Circle	Per Foot	\$31	N/A	N/A	\$41	N/A	N/A	\$58	CF	CF	\$388	\$233	+30%	\$27	\$93	\$78

LOUNGE SEATING





CASK LOUNGE SEATING



Vinyl/Fabric Grade					
Standard	Grade 1	Grade 2	Grade 3	Grade 4	Grade 5
\$1,260	\$1,386	\$1,512	\$1,638	\$1,827	\$1,953
\$1,432	\$1,575	\$1,718	\$1,862	\$2,076	\$2,220

COLLABORATIVE



PLATFORM



PLATFORM

The Platform product was created to solve the challenges of today's gathering spaces. Whether you choose to sit in solitude with a certain level of privacy or sit together in a communal lounge setting, Platform helps to meet these needs by offering comfort, connectivity, and privacy. The metal frame elevates the platform and provides a strong base but with a light scale aesthetic.

FRAME CONSTRUCTION:

The frame assembly is comprised of multi-ply hardwood with a dado and tenon construction. All cushions are made of multidensity foam to provide exceptional comfort and durability that is covered with a high slip polyethelene to keep the foam from breaking down with wear and then covered with the upholstery of your choice. The seat and back cushions are mechanically attached to the plinth (Platform) base and can be changed and interchanged with other pieces including table tops for the seat cushions.

METAL FRAME CONSTRUCTION:

The metal frame is comprised of 1-1/4" square tube welded together then polished to provide a clean aesthetic, and finished in any of our standard powder coats.

TOPS AND BACK PANELS:

The table tops for the end, coffee, and stand up tables and back privacy panel are constructed of either 3/4" MDF or particleboard material and covered in either a laminate with pvc or self edge or painted with our Krycoat painted material.

PLINTH BASE (PLATFORM):

The Platform base is constructed of multi-ply hardwood and finished in one of 6 Krycoat paint finishes to provide a tough durable finish to stand up over time.

PLATFORM



		Vinyl/Fabric Grade					Electric	BACK PANEL/TABLE TOP UPGRADES				OPTION		
		Standard	Grade 1	Grade 2	Grade 3	Grade 4	Grade 5	Cove	Laminate Upgrade I	Laminate Upgrade II	Grade 1 - Grade 3 Vinyl / Fabric	Grade 4 - Grade 5 Vinyl / Fabric	STAND UP TABLE	
								ADD	ADD	ADD	ADD	ADD	ADD	
STANDARD UNIT														
PLU3160	31"D X 60"W X 48"H Seat Height: 18" Seat Depth: 20" Seat Back Height: 34" Back Panel Height: 48"	\$4,613	\$4,822	\$5,060	\$5,358	\$5,655	\$5,811		\$108	\$397	\$333	\$573	\$645	
		Yardage required for COM solid or non-matching upholstery. If upholstery has repeat, please contact factory. 6 yds												
TABLE LEFT														
PLL3160	31"D X 60"W X 48"H Seat Height: 18" Seat Depth: 20" Seat Back Height: 34" Back Panel Height: 48"	\$4,117	\$4,222	\$4,341	\$4,489	\$4,638	\$4,716		\$108	\$397	\$333	\$573	\$645	
		Yardage required for COM solid or non-matching upholstery. If upholstery has repeat, please contact factory. 3 yds												
TABLE RIGHT														
PLR3160	31"D X 60"W X 48"H Seat Height: 18" Seat Depth: 20" Seat Back Height: 34" Back Panel Height: 48"	\$4,117	\$4,222	\$4,341	\$4,489	\$4,638	\$4,716		\$108	\$397	\$333	\$573	\$645	
		Yardage required for COM solid or non-matching upholstery. If upholstery has repeat, please contact factory. 3 yds												
LESS THAN 5' SECTION														
Per Foot Pricing		\$824	\$861	\$904	\$957	\$1,010	\$1,038		\$22	\$79	\$67	\$115	\$129	
BENCH														
PLB2060	20"D X 60"W X 18"H Seat Height: 18" Seat Depth: 20"	\$2,727	\$2,831	\$2,950	\$3,099	\$3,248	\$3,324		N/A	N/A	N/A	N/A	N/A	
		Yardage required for COM solid or non-matching upholstery. If upholstery has repeat, please contact factory. 2 yds												
COFFEE TABLE														
PLC2060	20"D X 60"W X 13"H	\$2,231	N/A	N/A	N/A	N/A	N/A		\$50	\$200	N/A	N/A	N/A	

See Electric Price Pages


FINISH CHOICES:

- Frame: Any Standard Powdercoat Finish
- Platform: Any Standard Krycoat Finish (see below)
- Seat Cushion: Any Grade Fabric/Vinyl or C.O.M.
- Back Cushion: Any Grade Fabric/Vinyl or C.O.M.
- Table Top: Any Laminate/PVC or Standard Krycoat
- Back Panel: Any Laminate, Standard Krycoat or Vinyl/Fabric

Standard Krycoat Finishes:

- A10 Space Black
- A11 Snow
- A12 Silent Night
- A13 Night Horizon
- A14 Himalayan Trek
- A15 Baltic Grey

CORE SEATING



CORE SEATING

Designed with the collaborative space in mind, the Core seating line is a natural complement to our Core Table series. It offers an extensive array of options to configure your space however best fits your needs.

Construction Specifications: Based on the similar principals as our Core Table the essence of this product starts with the steel under structure comprised of a 2"x 2" cold rolled steel unit welded into one solid piece to give this seating product the strength required to hold up over time. 1" thick laminated end panels are attached to the frame, and the top component is a 1" thick laminated top attached to the end panels and frame, but still keeping the 3/16" reveal on the sides.

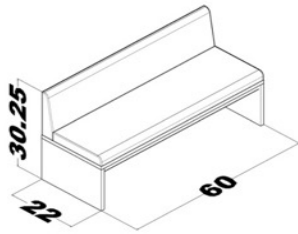
For seat and back cushions we use multi-density foam that is upholstered, the back for this unit is comprised of a wooden structure that slides over 1 1/4" steel tubes that are bolted to the frame.



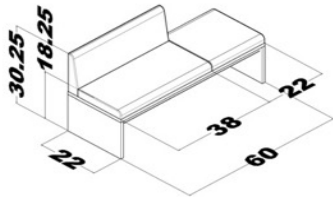
CORE SEATING

FREESTANDING UNITS

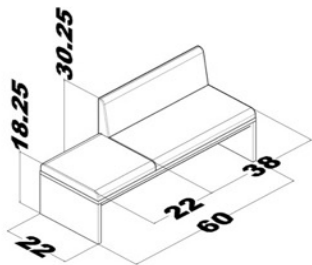
CSRLFSXX



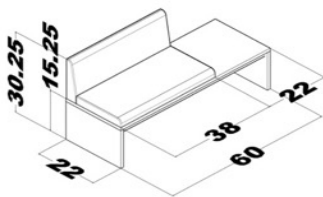
CSRLPSTB




CSRLTBPS



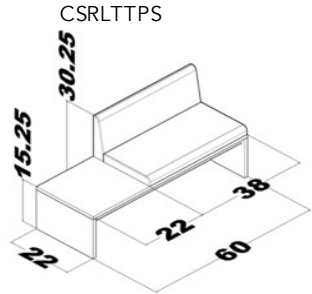
CSRLPSTT



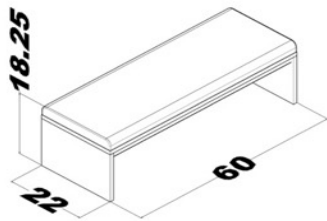
Vinyl/Fabric Grade						Upgrades			OPTIONS
Standard	Grade 1	Grade 2	Grade 3	Grade 4	Grade 5	Laminate Upgrade I	Laminate Upgrade II	Powdercoat Upgrade	Rectangular Grommet
						ADD	ADD	ADD	ADD
\$3,716	\$3,786	\$3,866	\$3,966	\$4,066	\$4,176	\$186	\$557	\$128	\$31
Yardage required for COM solid or non-matching upholstery. If upholstery has repeat please contact factory. 4 yds									
\$3,467	\$3,523	\$3,587	\$3,667	\$3,747	\$3,835	\$173	\$520	\$128	\$31
Yardage required for COM solid or non-matching upholstery. If upholstery has repeat please contact factory. 2 yds									
\$3,467	\$3,523	\$3,587	\$3,667	\$3,747	\$3,835	\$173	\$520	\$128	\$31
Yardage required for COM solid or non-matching upholstery. If upholstery has repeat please contact factory. 2 yds									
\$3,299	\$3,341	\$3,389	\$3,449	\$3,509	\$3,575	\$165	\$495	\$128	\$31
Yardage required for COM solid or non-matching upholstery. If upholstery has repeat please contact factory. 1 yd									



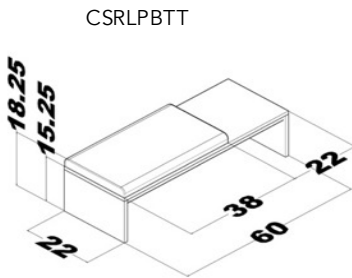
CORE SEATING



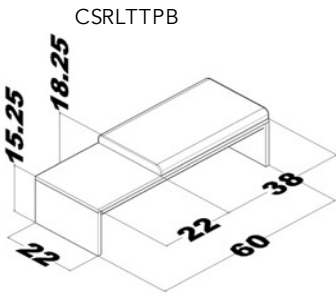
CSRLTTPS



CSRLFBXX




CSRLPBTT



CSRLTTPB

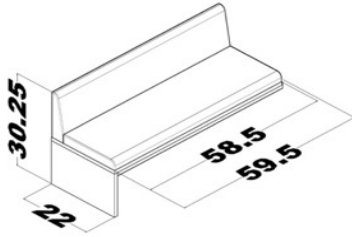
Vinyl/Fabric Grade						Upgrades			OPTIONS
Standard	Grade 1	Grade 2	Grade 3	Grade 4	Grade 5	Laminate Upgrade I	Laminate Upgrade II	Powdercoat Upgrade	Rectangular Grommet
						ADD	ADD	ADD	ADD
\$3,299	\$3,341	\$3,389	\$3,449	\$3,509	\$3,575	\$165	\$495	\$128	\$31
Yardage required for COM solid or non-matching upholstery. If upholstery has repeat please contact factory. 1 yd									
\$3,027	\$3,055	\$3,087	\$3,127	\$3,167	\$3,211	\$151	\$454	\$128	\$31
Yardage required for COM solid or non-matching upholstery. If upholstery has repeat please contact factory. 2 yds									
\$2,849	\$2,863	\$2,879	\$2,899	\$2,919	\$2,941	\$142	\$427	\$128	\$31
Yardage required for COM solid or non-matching upholstery. If upholstery has repeat please contact factory. 1.25 yds									
\$2,849	\$2,863	\$2,879	\$2,899	\$2,919	\$2,941	\$142	\$427	\$128	\$31
Yardage required for COM solid or non-matching upholstery. If upholstery has repeat please contact factory. 1.25 yds									



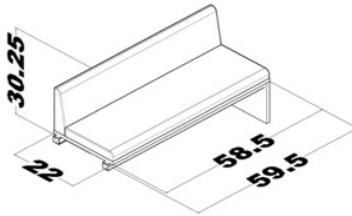
CORE SEATING

RUNOFF UNITS

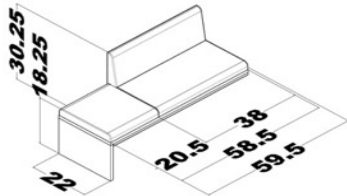
CSARFSXX



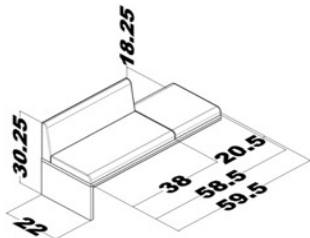
CSALFSXX




CSARTBPS



CSARPSTB

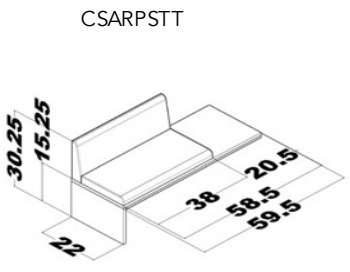
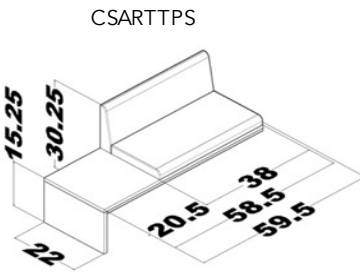
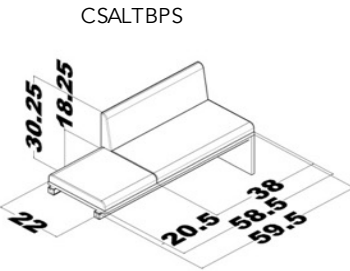
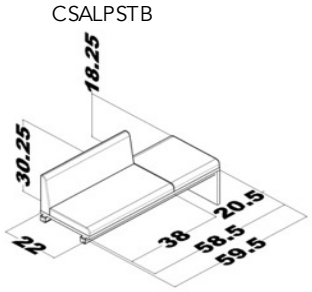



Vinyl/Fabric Grade						Upgrades			OPTIONS
Standard	Grade 1	Grade 2	Grade 3	Grade 4	Grade 5	Laminate Upgrade I	Laminate Upgrade II	Powdercoat Upgrade	Rectangular Grommet
						ADD	ADD	ADD	ADD
\$3,537	\$3,607	\$3,687	\$3,787	\$3,887	\$3,997	\$177	\$531	\$128	\$31
Yardage required for COM solid or non-matching upholstery. If upholstery has repeat please contact factory. 4 yds									
\$3,537	\$3,607	\$3,687	\$3,787	\$3,887	\$3,997	\$177	\$531	\$128	\$31
Yardage required for COM solid or non-matching upholstery. If upholstery has repeat please contact factory. 4 yds									
\$3,289	\$3,345	\$3,409	\$3,489	\$3,569	\$3,657	\$164	\$493	\$128	\$31
Yardage required for COM solid or non-matching upholstery. If upholstery has repeat please contact factory. 2 yds									
\$3,289	\$3,345	\$3,409	\$3,489	\$3,569	\$3,657	\$164	\$493	\$128	\$31
Yardage required for COM solid or non-matching upholstery. If upholstery has repeat please contact factory. 2 yds									



CORE SEATING

Vinyl/Fabric Grade						Upgrades			OPTIONS	
Standard	Grade 1	Grade 2	Grade 3	Grade 4	Grade 5	Laminate Upgrade I	Laminate Upgrade II	Powdercoat Upgrade	Rectangular Grommet	
						ADD	ADD	ADD	ADD	
CSALPSTB	\$3,289	\$3,345	\$3,409	\$3,489	\$3,569	\$164	\$493	\$128	\$31	
Yardage required for COM solid or non-matching upholstery. If upholstery has repeat please contact factory. 2 yds										
CSALTBPS	\$3,289	\$3,345	\$3,409	\$3,489	\$3,569	\$164	\$493	\$128	\$31	
Yardage required for COM solid or non-matching upholstery. If upholstery has repeat please contact factory. 2 yds										
CSARTTPS	\$3,120	\$3,162	\$3,210	\$3,270	\$3,330	\$156	\$468	\$128	\$31	
Yardage required for COM solid or non-matching upholstery. If upholstery has repeat please contact factory. 1 yd										
CSARPSTT	\$3,120	\$3,162	\$3,210	\$3,270	\$3,330	\$156	\$468	\$128	\$31	
Yardage required for COM solid or non-matching upholstery. If upholstery has repeat please contact factory. 1 yd										

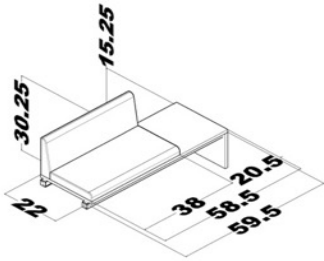




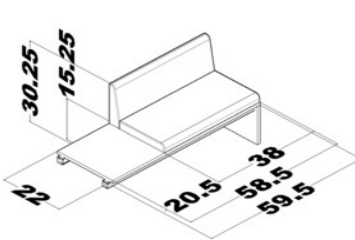
CORE SEATING

Vinyl/Fabric Grade						Upgrades			OPTIONS
Standard	Grade 1	Grade 2	Grade 3	Grade 4	Grade 5	Laminate Upgrade I	Laminate Upgrade II	Powdercoat Upgrade	Rectangular Grommet
						ADD	ADD	ADD	ADD
\$3,120	\$3,162	\$3,210	\$3,270	\$3,330	\$3,396	\$156	\$468	\$128	\$31
Yardage required for COM solid or non-matching upholstery. If upholstery has repeat please contact factory. 1 yd									
\$3,120	\$3,162	\$3,210	\$3,270	\$3,330	\$3,396	\$156	\$468	\$128	\$31
Yardage required for COM solid or non-matching upholstery. If upholstery has repeat please contact factory. 1 yd									
\$2,849	\$2,877	\$2,909	\$2,949	\$2,989	\$3,033	\$142	\$427	\$128	\$31
Yardage required for COM solid or non-matching upholstery. If upholstery has repeat please contact factory. 2 yds									
\$2,849	\$2,877	\$2,909	\$2,949	\$2,989	\$3,033	\$142	\$427	\$128	\$31
Yardage required for COM solid or non-matching upholstery. If upholstery has repeat please contact factory. 2 yds									

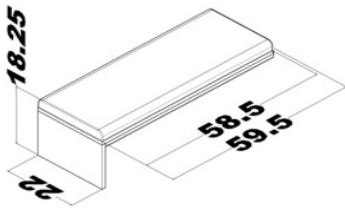
CSALPSTT



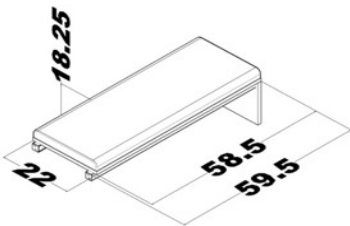
CSALTTPS




CSARBFXX

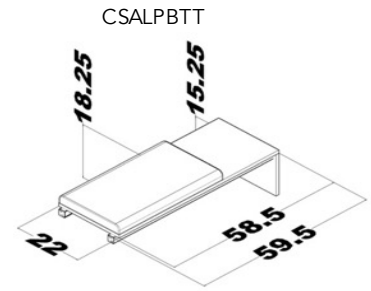


CSALFBXX

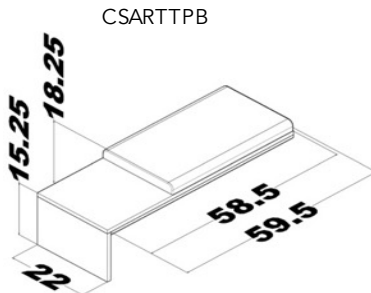




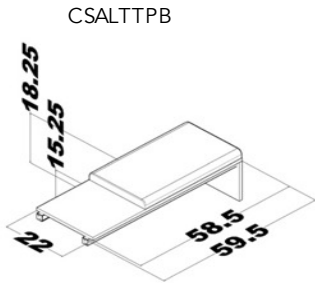
CORE SEATING



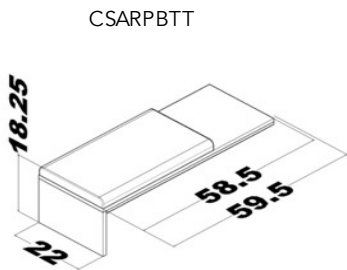
CSALPBTT



CSARTTPB




CSALTPB



CSARPBT

Vinyl/Fabric Grade						Upgrades			OPTIONS
Standard	Grade 1	Grade 2	Grade 3	Grade 4	Grade 5	Laminate Upgrade I	Laminate Upgrade II	Powdercoat Upgrade	Rectangular Grommet
						ADD	ADD	ADD	ADD
\$2,680	\$2,694	\$2,710	\$2,730	\$2,750	\$2,772	\$134	\$402	\$128	\$31
Yardage required for COM solid or non-matching upholstery. If upholstery has repeat please contact factory. 1.25 yds									
\$2,680	\$2,694	\$2,710	\$2,730	\$2,750	\$2,772	\$134	\$402	\$128	\$31
Yardage required for COM solid or non-matching upholstery. If upholstery has repeat please contact factory. 1.25 yds									
\$2,680	\$2,694	\$2,710	\$2,730	\$2,750	\$2,772	\$134	\$402	\$128	\$31
Yardage required for COM solid or non-matching upholstery. If upholstery has repeat please contact factory. 1.25 yds									
\$2,680	\$2,694	\$2,710	\$2,730	\$2,750	\$2,772	\$134	\$402	\$128	\$31
Yardage required for COM solid or non-matching upholstery. If upholstery has repeat please contact factory. 1.25 yds									
PER FOOT PRICING (Under 5')									
\$637	\$651	\$667	\$687	\$707	\$729	\$32	\$96	\$26	\$31

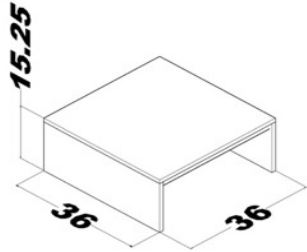
PER FOOT PRICING (Under 5')
Core Seating Per Foot Pricing



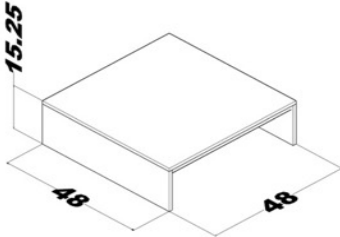
CORE SEATING

LOUNGE TABLES

CS3636

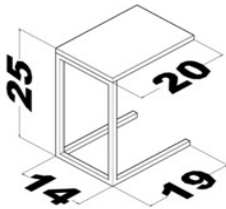


CS4848




LAPTOP TABLE

CSLT



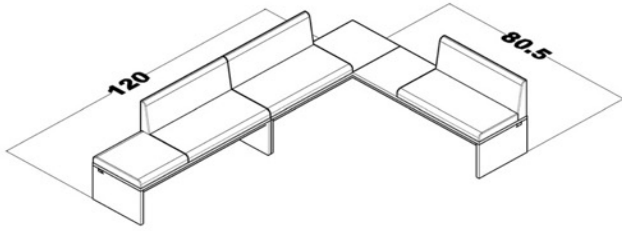
	Vinyl/Fabric Grade						Upgrades			OPTIONS
	Standard	Grade 1	Grade 2	Grade 3	Grade 4	Grade 5	Laminate Upgrade I	Laminate Upgrade II	Powdercoat Upgrade	Rectangular Grommet
							ADD	ADD	ADD	ADD
<div style="display: flex; flex-direction: column; gap: 10px;"> <div style="text-align: center;"> <p>CS3636</p> </div> <div style="text-align: center;"> <p>CS4848</p> </div> <div style="text-align: center;"> <p>CSLT</p> </div> </div>	\$1,550	N/A	N/A	N/A	N/A	N/A	\$155	\$620	\$128	\$31
	\$1,786	N/A	N/A	N/A	N/A	N/A	\$179	\$714	\$128	\$31
	\$871	N/A	N/A	N/A	N/A	N/A	\$15	\$60	\$128	N/A



CORE SEATING

PRE-CONFIGURED OPTIONS

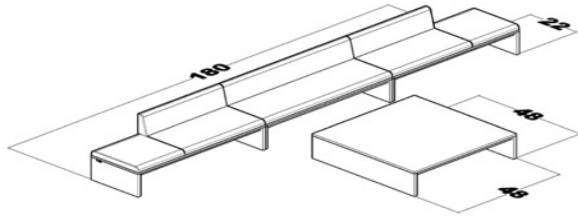
	Vinyl/Fabric Grade					Upgrades			OPTIONS	
	Standard	Grade 1	Grade 2	Grade 3	Grade 4	Grade 5	Laminate Upgrade I	Laminate Upgrade II	Powdercoat Upgrade	Rectangular Grommet
							ADD	ADD	ADD	ADD
CS2	\$9,887	\$10,027	\$10,187	\$10,387	\$10,587	\$10,807	\$494	\$1,483	\$383	\$94



Yardage required for COM solid or non-matching upholstery. If upholstery has repeat, please contact factory. **4 yds**

CS4

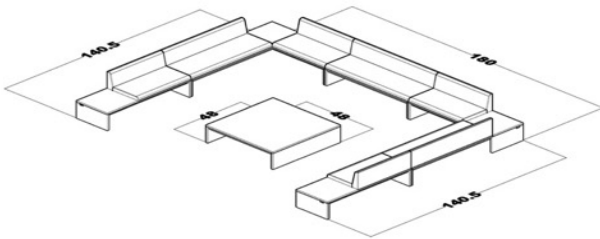
\$12,436	\$12,618	\$12,826	\$13,086	\$13,346	\$13,632	\$711	\$2,312	\$511	\$125
----------	----------	----------	----------	----------	----------	-------	---------	-------	-------



Yardage required for COM solid or non-matching upholstery. If upholstery has repeat, please contact factory. **8 yds**

CS10

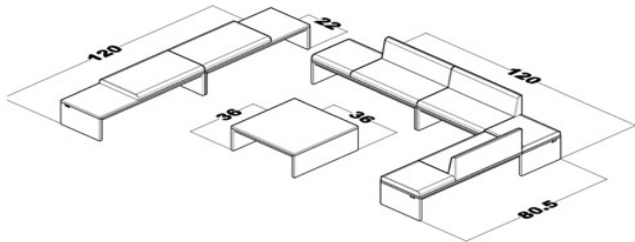
\$25,771	\$26,149	\$26,581	\$27,121	\$27,661	\$28,255	\$1,378	\$4,312	\$1,021	\$251
----------	----------	----------	----------	----------	----------	---------	---------	---------	-------



Yardage required for COM solid or non-matching upholstery. If upholstery has repeat, please contact factory. **20 yds**

CS12

\$17,471	\$17,667	\$17,891	\$18,171	\$18,451	\$18,759	\$951	\$3,008	\$766	\$188
----------	----------	----------	----------	----------	----------	-------	---------	-------	-------



Yardage required for COM solid or non-matching upholstery. If upholstery has repeat, please contact factory. **8.5 yds**

MEZZANINE



MEZZANINE

Designed for today's collaborative spaces, the Mezzanine collection is a series of chairs, sofas, benches, tables, and modular components to allow your creativity to make a space the way you want it. Based on a Tuxedo Lounge design but with the added benefit of a softer feel and sit to make it a more user-friendly product, Mezzanine is your product of choice.

KEY FEATURES

- 60" and 90" sofas available in high back (48" high) and low back (25 ½" high) versions.
- High back pieces available with a long arm for greater privacy or a short arm for more social interaction.
- 60" and 90" benches and a 32" lounge chair complete the upholstered collection.
- 1-arm, armless, and corner pieces available to create modular arrangements.
- 1" x 1" square tube legs with adjustable glides, welded to a flat steel connecting plate. Base available in any standard powder coat finish. Construction method allows for 90" span with no center support.
- Frame construction made of multi-ply hardwood and particle board. Completely finished bottom panel makes Mezzanine suitable for high end applications.
- Multi-density foam construction for a softer sit. Performance Edge foam added for added comfort and superior durability.
- Throw pillows add a residential feel and allow for a punch of color or pattern. Throw pillows are permanently attached with straps discreetly connected to the bottom of the unit.
- Occasional tables available in glass, solid surface, and laminate as standard with the same 1"x 1" square tube construction. Glass tops are ½" thick tempered, low iron glass with flat polished edges and an eased 1/16" bevel on top and bottom edges as well as corners.

UPHOLSTERY

- Pricing of upholstered pieces includes fabrics up to Grade 2. Fabric for seat cushion, back + arms, and/or throw pillows can be upgraded. See price guide for fabric upcharges for each component.
- Polyurethane material is not appropriate for the seat of this unit.
- Corner pieces include 1 throw pillow positioned on a diagonal as standard.
- Throw pillows on 1-arm and armless pieces will be shorter (1-2") than the length of the seat.

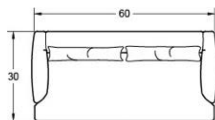
COM UPHOLSTERY

- For COM orders, please verify with Customer Service that the material chosen is appropriate to be used on this product.
- Polyurethane material is not appropriate for the seat of this unit.
- See specific model number in price guide for COM requirements and pricing adjustments.
- Note: Yardage amounts are based on use of 54" wide, non-directional/non-railroaded fabric.

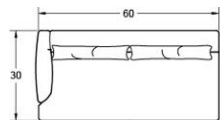
High-Back Units

60" Sofas


Long Arm



MZSHB-60LA-2AR

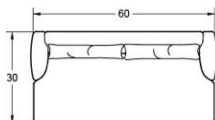


MZSHB-60LA-RAS

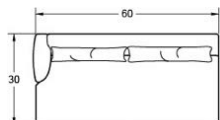


MZSHB-60LA-LAS

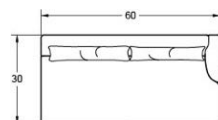
Short Arm



MZSHB-60SA-2AR

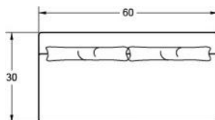


MZSHB-60SA-RAS



MZSHB-60SA-LAS

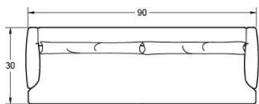
No Arms



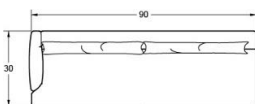
MZSHB-60-NAR

90" Sofas

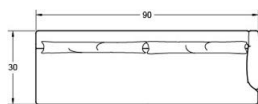
Long Arm



MZSHB-90LA-2AR

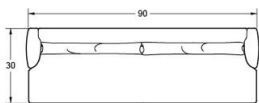


MZSHB-90LA-RAS

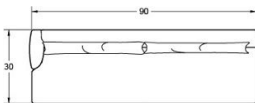


MZSHB-90LA-LAS

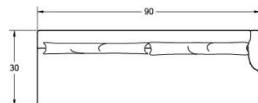
Short Arm



MZSHB-90SA-2AR

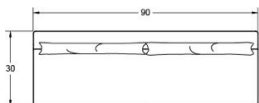


MZSHB-90SA-RAS



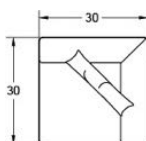
MZSHB-90SA-LAS

No Arms

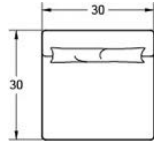


MZSHB-90-NAR

Corners



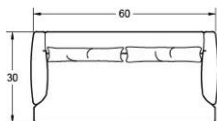
MZCRHB-30



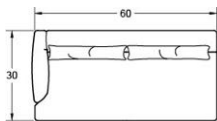
MZLCHB-30

Low-Back Units


60" Sofas



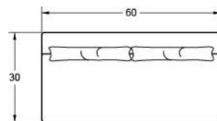
MZSLB-60LA-2AR



MZSLB-60LA-RAS

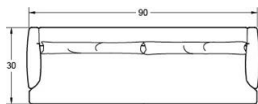


MZSLB-60LA-LAS

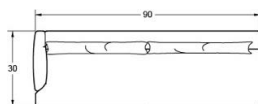


MZSLB-60-NAR

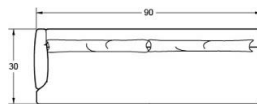
90" Sofas



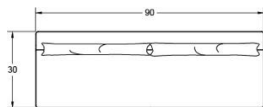
MZSLB-90LA-2AR



MZSLB-90LA-RAS

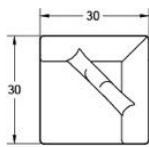


MZSLB-90LA-LAS

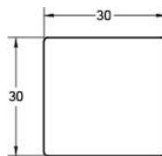


MZSLB-90-NAR

Corners

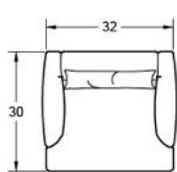


MZCRLB-30

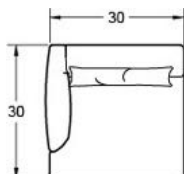


MZB-30

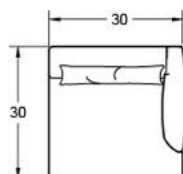
Lounge Chairs



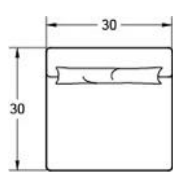
MZCH-32



MZLC-30-RAS

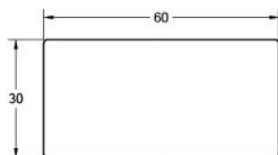


MZLC-30-LAS

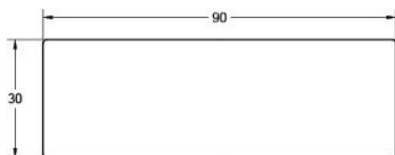


MZLCLB-30

Benches

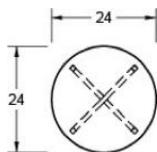


MZB-60

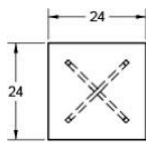


MZB-90

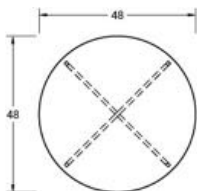
Tables



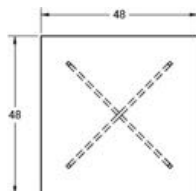
MZT-24R



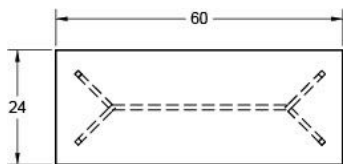
MZT-2424



MZT-48R



MZT-4848



MZT-2460



MEZZANINE

	List Price (Up To Grade 2)	C.O.M. Yardage	C.O.M. (DEDUCT)	Grade 3 Upgrade (ADD)	Grade 4 Upgrade (ADD)	Grade 5 Upgrade (ADD)	Grade 6 Upgrade (ADD)	Grade 7 Upgrade (ADD)	Grade 8 Upgrade (ADD)	Grade 9 Upgrade (ADD)	Grade 10 Upgrade (ADD)
HIGH BACK SOFA OPTIONS											
60" HIGH BACK SOFA - LONG ARM											
MZSHB-60LA-2AR	2 Arms										
MZSHB-60LA-LAS	1 Arm LAS										
MZSHB-60LA-RAS	1 Arm RAS										
Fabric Upcharges	Seat	4.5	\$ (146)	\$ 141	\$ 281	\$ 422	\$ 563	\$ 703	\$ 844	\$ 984	\$ 1,125
	Back/Arms	4.5	\$ (146)	\$ 141	\$ 281	\$ 422	\$ 563	\$ 703	\$ 844	\$ 984	\$ 1,125
	Throw Pillows	2.0	\$ (65)	\$ 63	\$ 125	\$ 188	\$ 250	\$ 313	\$ 375	\$ 438	\$ 500
90" HIGH BACK SOFA - LONG ARM											
MZSHB-90LA-2AR	2 Arms										
MZSHB-90LA-LAS	1 Arm LAS										
MZSHN-90LA-RAS	1 Arm RAS										
Fabric Upcharges	Seat	6.5	\$ (211)	\$ 203	\$ 406	\$ 609	\$ 813	\$ 1,016	\$ 1,219	\$ 1,422	\$ 1,625
	Back/Arms	7.5	\$ (244)	\$ 234	\$ 469	\$ 703	\$ 938	\$ 1,172	\$ 1,406	\$ 1,641	\$ 1,875
	Throw Pillows	3.0	\$ (98)	\$ 94	\$ 188	\$ 281	\$ 375	\$ 469	\$ 563	\$ 656	\$ 750
60" HIGH BACK SOFA - SHORT ARM											
MZSHB-60SA-2AR	2 Arms										
MZSHB-60SA-LAS	1 Arm LAS										
MZSHB-60SA-RAS	1 Arm RAS										
Fabric Upcharges	Seat	4.5	\$ (146)	\$ 141	\$ 281	\$ 422	\$ 563	\$ 703	\$ 844	\$ 984	\$ 1,125
	Back/Arms	4.5	\$ (146)	\$ 141	\$ 281	\$ 422	\$ 563	\$ 703	\$ 844	\$ 984	\$ 1,125
	Throw Pillows	2.0	\$ (65)	\$ 63	\$ 125	\$ 188	\$ 250	\$ 313	\$ 375	\$ 438	\$ 500
90" HIGH BACK SOFA - SHORT ARM											
MZSHB-90SA-2AR	2 Arms										
MZSHB-90SA-LAS	1 Arm LAS										
MZSHB-90SA-RAS	1 Arm RAS										
Fabric Upcharges	Seat	6.5	\$ (211)	\$ 203	\$ 406	\$ 609	\$ 813	\$ 1,016	\$ 1,219	\$ 1,422	\$ 1,625
	Back/Arms	7.5	\$ (244)	\$ 234	\$ 469	\$ 703	\$ 938	\$ 1,172	\$ 1,406	\$ 1,641	\$ 1,875
	Throw Pillows	3.0	\$ (98)	\$ 94	\$ 188	\$ 281	\$ 375	\$ 469	\$ 563	\$ 656	\$ 750
HIGH BACK SOFA - NO ARMS											
MZSHB-60-NAR	60" No Arms										
Fabric Upcharges	Seat	4.5	\$ (146)	\$ 141	\$ 281	\$ 422	\$ 563	\$ 703	\$ 844	\$ 984	\$ 1,125
	Back	2.0	\$ (146)	\$ 141	\$ 281	\$ 422	\$ 563	\$ 703	\$ 844	\$ 984	\$ 1,125
	Throw Pillows	2.0	\$ (65)	\$ 63	\$ 125	\$ 188	\$ 250	\$ 313	\$ 375	\$ 438	\$ 500
MZSHB-90-NAR	90" No Arms										
Fabric Upcharges	Seat	6.5	\$ (211)	\$ 203	\$ 406	\$ 609	\$ 813	\$ 1,016	\$ 1,219	\$ 1,422	\$ 1,625
	Back	5.0	\$ (244)	\$ 234	\$ 469	\$ 703	\$ 938	\$ 1,172	\$ 1,406	\$ 1,641	\$ 1,875
	Throw Pillows	3.0	\$ (98)	\$ 94	\$ 188	\$ 281	\$ 375	\$ 469	\$ 563	\$ 656	\$ 750
HIGH BACK CORNERS											
MZCRHB-30	2 Sides										
MZLCHB-30	1 Side										
Fabric Upcharges	Seat	3.0	\$ (98)	\$ 94	\$ 188	\$ 281	\$ 375	\$ 469	\$ 563	\$ 656	\$ 750
	Back/Arms	4.5/2.25	\$ (146)	\$ 141	\$ 281	\$ 422	\$ 563	\$ 703	\$ 844	\$ 984	\$ 1,125
	Throw Pillow	1.0	\$ (33)	\$ 31	\$ 63	\$ 94	\$ 125	\$ 156	\$ 188	\$ 219	\$ 250



MEZZANINE

List Price (Up To Grade 2)	C.O.M. Yardage	C.O.M. (DEDUCT)	Grade 3 Upgrade (ADD)	Grade 4 Upgrade (ADD)	Grade 5 Upgrade (ADD)	Grade 6 Upgrade (ADD)	Grade 7 Upgrade (ADD)	Grade 8 Upgrade (ADD)	Grade 9 Upgrade (ADD)	Grade 10 Upgrade (ADD)
----------------------------	----------------	-----------------	-----------------------	-----------------------	-----------------------	-----------------------	-----------------------	-----------------------	-----------------------	------------------------

LOW BACK SOFA OPTIONS

60" LOW BACK SOFA												
MZSLB-60LA-2AR	2 Arms		\$ 4,217									
MZSLB-60LA-LAS	1 Arm LAS		\$ 4,031									
MZSLB-60LA-RAS	1 Arm RAS		\$ 4,031									
MZSLB-60-NAR	No Arms		\$ 3,845									

Fabric Upcharges	Seat	4.5	\$ (146)	\$ 141	\$ 281	\$ 422	\$ 563	\$ 703	\$ 844	\$ 984	\$ 1,125
	Back/Arms	3.25	\$ (106)	\$ 102	\$ 203	\$ 305	\$ 406	\$ 508	\$ 609	\$ 711	\$ 813
	Throw Pillows	2.0	\$ (65)	\$ 63	\$ 125	\$ 188	\$ 250	\$ 313	\$ 375	\$ 438	\$ 500

90" LOW BACK SOFA												
MZSLB-90LA-2AR	2 Arms		\$ 5,457									
MZSLB-90LA-LAS	1 Arm LAS		\$ 5,271									
MZSLB-90LA-RAS	1 Arm RAS		\$ 5,271									
MZSLB-90-NAR	No Arms		\$ 5,085									

Fabric Upcharges	Seat	6.5	\$ (211)	\$ 203	\$ 406	\$ 609	\$ 813	\$ 1,016	\$ 1,219	\$ 1,422	\$ 1,625
	Back/Arms	5.0	\$ (163)	\$ 156	\$ 313	\$ 469	\$ 625	\$ 781	\$ 938	\$ 1,094	\$ 1,250
	Throw Pillows	3.0	\$ (98)	\$ 94	\$ 188	\$ 281	\$ 375	\$ 469	\$ 563	\$ 656	\$ 750

LOW BACK CORNERS												
MZB-30	No Sides		\$ 2,350									
MZCRLB-30	2 Sides		\$ 2,400									

Fabric Upcharges	Seat	3.0	\$ (98)	\$ 94	\$ 188	\$ 281	\$ 375	\$ 469	\$ 563	\$ 656	\$ 750
	Back/Arms	3.0/1.0	\$ (98)	\$ 94	\$ 188	\$ 281	\$ 375	\$ 469	\$ 563	\$ 656	\$ 750
	Throw Pillow	1.0	\$ (33)	\$ 31	\$ 63	\$ 94	\$ 125	\$ 156	\$ 188	\$ 219	\$ 250

LOUNGE CHAIR

MZCH-32	2 Arms		\$ 2,852									
MZLC-30-RAS	1 Arm		\$ 2,250									
MZLC-30-LAS	1 Arm		\$ 2,250									
MZLCLB-30	No Arms		\$ 2,200									

Fabric Upcharges	Seat	3.0	\$ (98)	\$ 94	\$ 188	\$ 281	\$ 375	\$ 469	\$ 563	\$ 656	\$ 750
	Back/Arms	3.0	\$ (98)	\$ 94	\$ 188	\$ 281	\$ 375	\$ 469	\$ 563	\$ 656	\$ 750
	Throw Pillow	1.0	\$ (33)	\$ 31	\$ 63	\$ 94	\$ 125	\$ 156	\$ 188	\$ 219	\$ 250

BENCHES

MZB-60	60" Bench		\$ 2,852									
Fabric Upcharges		5.25	\$ (171)	\$ 164	\$ 328	\$ 492	\$ 656	\$ 820	\$ 984	\$ 1,148	\$ 1,313	

MZB-90	90" Bench		\$ 3,472									
Fabric Upcharges		7.0	\$ (228)	\$ 219	\$ 438	\$ 656	\$ 875	\$ 1,094	\$ 1,313	\$ 1,531	\$ 1,750	

MEDIA WALLS



MEDIA WALL

The media wall is designed for those collaborative areas where you need access to technology to work in a group setting. It is designed to coordinate with a variety of our other table products for a cohesive look.

Media Wall Specifications:

The media wall is constructed of 48# particleboard material in multiple layers to a 2 ¼" thickness with a grommet in the upper section to drop cords down from the monitor to connect your technology. There is a built-in raceway channel in the wall for the cord drop and there is an access door and grommet on the wall under the table top to allow access to connections. In addition, there are two L shaped brackets that are part of the wall to attach under the table for support. You have three standard options of table top styles from half round, wedge, or rectangular, along with a variety of bases to support the end opposite the wall.

The standard wall sizes available are 48" and 60" width and 66" and 78" height to accommodate both seated and standing height work. The wall is available in any standard laminate.



MEDIA WALLS (Note: TV & Mount EXCLUDED)

Choose Base Style	Choose Wall Height (Width Matches Top Width)		OPTIONS					
	72" H	84" H	Laminate Upgrade I	Laminate Upgrade II	Powdercoat Upgrade	Interact Electric w/ HDMI (1)	Marina Electric w/ HDMI (2)	
			ADD	ADD	ADD	ADD	ADD	
CHOOSE TOP TYPE & SIZE								
RECTANGLE, WEDGE, BULLET								
48"W x 48"L	Anyway, Discus, Titan	\$7,203 \$7,358	5%	20%	\$128	\$678	\$6,780	
48"W x 60"L	Anyway, Discus, Titan	\$7,343 \$7,498	5%	20%	\$128	\$678	\$6,780	
48"W x 72"L	Anyway, Discus, Titan	\$7,483 \$7,638	5%	20%	\$128	\$678	\$6,780	
48"W x 84"L	Anyway, Discus, Titan	\$7,625 \$7,780	5%	20%	\$128	\$678	\$6,780	
60"W x 48"L	Anyway, Discus, Titan	\$7,343 \$7,501	5%	20%	\$128	\$678	\$6,780	
60"W x 60"L	Anyway, Discus, Titan	\$7,514 \$7,669	5%	20%	\$128	\$678	\$6,780	
60"W x 72"L	Anyway, Discus, Titan	\$7,632 \$7,787	5%	20%	\$128	\$678	\$6,780	
60"W x 84"L	Anyway, Discus, Titan	\$7,773 \$7,928	5%	20%	\$128	\$678	\$6,780	



Example: Rectangle Top & Titan Base



Example: WedgeTop & Anyway Base



Example: Bullet Top & Discus Base

(1) Interact with HDMI: INT-72-T05-108/Telecom H or INT-72-M24-108/Telecom H
(2) Marina with HDMI: MAR-H-T05-108 or MAR-H-M24-108



INTRODUCING
PARQUE

Tables & Chairs for Today's Outdoor Seating Needs

PRICE GUIDE

BERCO
designs

PARQUE OUTDOOR FURNITURE

Parque furniture is designed with style, comfort, and durability for the outdoor environments. The unique construction materials used in Parque allow it to withstand virtually any weather conditions.

SEATING – Chair construction is made of 100% polypropylene for strength and durability. The chairs offered can stack to be stored out of the way and are available in a variety of colors. They are easily cleaned and are maintenance free, are lightweight to be moved around quickly, and can be used indoor and outdoor. They have a minimum weight capacity of 400 lbs.

TABLES – The tables are offered in 3 different styles of bases including a cross, disc, and square plate style in either a silver or black finish, and are finished in a coating that makes them usable in an outdoor space. The tops are available in two different materials either a Sun City or Werzalit product and both are specifically made for durability in outside use and come in a variety of colors. The Sun City is offered in 11 finishes, and the Werzalit in 4 finishes.

There are options for the table heights of either 30" or 42" and are offered in a number of sizes of round and square tops.



PARQUE LADDERBACK CHAIRS

- Durable polypropylene material
- 4 Quick Ship colors ship same day from Chicago (Lime, Java, Gray, Mango)
- Custom colors available with 8 week lead time
- 70 standard Sunbrella Transcend Collection fabrics to choose from
- Stacks up to 5 high
- 500 lb. weight capacity



PARQUE TABLE COLLECTION

- Cross, disc, and square plate base styles in black or silver
- Choose 30"h seated height or 42"h bar height
- Round and rectangle tops in a variety of sizes
- Weatherproof Suncity or Werzalit tops available in a variety of colors/finishes



LIST PRICES*

	30" Seated Height		42" Bar Height	
<u>Square Top Tables</u>	<u>Suncity Top</u>	<u>Werzalit Top</u>	<u>Suncity Top</u>	<u>Werzalit Top</u>
30 x 30 Cross Base	n/a	\$1,134	n/a	\$1,241
32 x 32 Cross Base	\$903	n/a	\$1,011	n/a
36 x 36 Cross Base	\$1,057	\$1,211	\$1,165	\$1,318
24 x 24 Disc Base	\$1,000	n/a	\$1,103	n/a
30 x 30 Disc Base	n/a	\$1,385	n/a	\$1,488
32 x 32 Disc Base	\$1,154	n/a	\$1,257	n/a
36 x 36 Disc Base	\$1,636	\$1,790	\$1,740	\$1,894
24 x 24 Square Plate Base	\$1,103	n/a	\$1,206	n/a
30 x 30 Square Plate Base	n/a	\$1,488	n/a	\$1,590
32 x 32 Square Plate Base	\$1,257	n/a	\$1,359	n/a
<u>Round Top Tables</u>				
28R Cross Base	\$826	n/a	\$934	n/a
30R Cross Base	n/a	\$1,134	n/a	\$1,241
36R Cross Base	\$1,057	\$1,211	\$1,165	\$1,318
24R Disc Base	\$1,000	n/a	\$1,103	n/a
28R Disc Base	\$1,077	n/a	\$1,180	n/a
30R Disc Base	n/a	\$1,385	n/a	\$1,488
36R Disc Base	\$1,636	\$1,790	\$1,740	\$1,894
24R Square Plate Base	\$1,103	n/a	\$1,206	n/a
30R Square Plate Base	n/a	\$1,488	n/a	\$1,590
32R Square Plate Base	\$1,257	n/a	\$1,359	n/a
<u>Ladder Back Chairs</u>				
Polypropylene Seat	\$289			
Sunbrella Cushioned Seat	\$369			

SUNCITY TOP COLORS



Seaside Englewood Driftwood Pelican Bay Reef



Tropicana Scarlet Kiwi



Longwood Ruskin Oyster Bay

WERZALIT TOP COLORS



Sawcut Oak Vintage Pine Dark Concrete Mali Wenge

*List prices, include freight for orders of \$5,000 list or more. Orders less than \$5,000 list are subject to \$99 shipping charge.

STUDY CARRELS



STUDY CARRELS

For those areas where you need more privacy for studying or testing, Berco offers our Study carrel option. These Carrels are designed as an add on option to your table once you have chosen and specified the table you want, then choose the corresponding Study Carrel size to go with the table. You can choose Starters (comprised of 2 sides and 1 back panel) and then Adders (comprised of 1 side and 1 back). Don't see the exact size or style you are looking for, call us; customizing these units is always available.

When ordering please keep in mind that the construction of these units are such that tables (or at least tops) must be ordered with them as there are structural components that are embedded into the table top to support the Carrel.

Specifications: Constructed of 3/4" core with laminate on both sides and PVC edge on exposed edges and includes all necessary hardware to attach together and to table top. Standard height is 18".

Finishes: Available in most standard laminates

STUDY CARREL SPECIFICATIONS

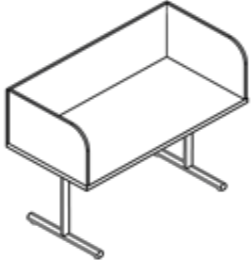
	<u>Smart Code</u>	<u>Size</u>	<u>Description</u>
	SCS-2430	24"D x 30"W x 18"H	Starter study carrel unit
	SCA-2430	24"D x 30"W x 18"H	Add on study carrel unit
	SCS-2436	24"D x 36"W x 18"H	Starter study carrel unit
	SCA-2436	24"D x 36"W x 18"H	Add on study carrel unit

STUDY CARRELS

STUDY CARELLS

SCS-2430	24"D x 30"W x 18"H	Starter study carrel unit	\$1,449
SCA-2430	24"D x 30"W x 18"H	Add on study carrel unit	\$1,156
SCS-2436	24"D x 36"W x 18"H	Starter study carell unit	\$1,424
SCA-2436	24"D x 36"W x 18"H	Add on study carell unit	\$1,130

LIST PRICE **



**Standard laminate pricing. C/F for special finish options.
Standard with PVC edge. C/F for special edge options.**

**** Privacy Panel List Price Only - Table top & base(s) price needs to be added to get total List**

FINISH SPECIFICATIONS



STANDARD LAMINATE FINISH SPECIFICATIONS


STANDARD LAMINATES

Berco offers dozens of standard laminate choices and can work with you to source any non-standard color or pattern from our selection of preferred laminate suppliers. The colors shown below are all from Wilsonart® laminate finishes. Berco also works with many other laminate suppliers, and can likely supply you with any color you need. Please call for more information.

White / Neutral Finishes



D30-60 Natural Almond



D354-60 Designer White



4621-60 White Nebula

Black / Grey Finishes



D90-60 North Sea



4783-60 White Tigris



D381-60 Fashion Grey



4795-60 Windswept Pewter



4142-60 Grey Glace



4843-60 Misted Zephyr




4622-60 Grey Nebula



4845-60 Twilight Zephyr



4623-60 Graphite Nebula



4857-60 Shadow Zephyr



4674-60 Evening Tigris



4877-38 Grey Mesh

STANDARD LAMINATES

Berco offers dozens of standard laminate choices and can work with you to source any non-standard color or pattern from our selection of preferred laminate suppliers. The colors shown below are all from Wilsonart® laminate finishes. Berco also works with many other laminate suppliers, and can likely supply you with any color you need. Please call for more information.

Brown / Taupe Finishes



D96-60 Shadow



4811-60 Silicon EV




D495-60 Coffee Bean



4841-60 Desert Zephyr



4170-60 Beige Pampas



4885-38
Green Soapstone



4663-60 Tawny Legacy



4887-38
Tan Soapstone




4669-60 Natural Tigris

Red / Orange Finishes



4744-60 Harratha Brush



4914-60 Pomegranate

Yellow / Green / Blue Finishes



4917-60 Kiwi



4919-60 Blue Agave

STANDARD LAMINATES

Berco offers dozens of standard laminate choices and can work with you to source any non-standard color or pattern from our selection of preferred laminate suppliers. The colors shown below are all from Wilsonart® laminate finishes. Berco also works with many other laminate suppliers, and can likely supply you with any color you need. Please call for more information.

Woodgrain Finishes




7816-60 Solar Oak



7209K-78 Nepal Teak*




7054-60 Wild Cherry



7933K-07 Cafelle*




7909-60 Fusion Maple



7935K-07 Shaker Cherry*



7929-38 Huntington Maple



7943-07 Columbian Walnut*



7937-38 River Cherry



7949K-18 Asian Night*



7946-38 Brazilwood



7960K-18 Studio Teak*

** Premium Laminates. Upcharge will apply.*

STANDARD LAMINATES


Berco offers dozens of standard laminate choices and can work with you to source any non-standard color or pattern from our selection of preferred laminate suppliers. The colors shown below are all from Formica® laminate finishes. Berco also works with many other laminate suppliers, and can likely supply you with any color you need. Please call for more information.



507 Folkstone Grafix




837 Graphite




923 Surf



927 Folkstone



932 Antique White




949 White



961 Fog



5488 Smoky Brown Pear



5883 Pecan Woodline




5884 Chestnut Woodline



5886 Sorrel Cherry



5904 Wild Cherry



6209 Prestige Walnut




6401 Natural Walnut



6402 Thermo Walnut



6447 Sarum Duotex




6448 Infinity Duotex



6449 Charcoal Duotex




6925 Maple Woodline



7008 Acajou Mahogany



7012 Amber Maple



7197 Dover White

STANDARD LAMINATES

Berco offers dozens of standard laminate choices and can work with you to source any non-standard color or pattern from our selection of preferred laminate suppliers. The colors shown below are all from Formica® laminate finishes. Berco also works with many other laminate suppliers, and can likely supply you with any color you need. Please call for more information.



7288 Ginger Root Maple



7708 Flax Gauze



7738 Cognac Maple




7747 Pencil Wood



7759 Select Cherry



7813 Cardboard Solidz



8824 White Drops F



8824 White Drops



8826 Neutral Twill



8827 Sarum Twill



8829 Graphite Twill



8841 White Ash



8842 Weathered Ash



8845 Bleached Legno



8846 Oiled Legno



8847 Jarrah Legno



8848 Blackened Legno




8849 Natural Teak



8905 Waxed Maple



8906 Danish Maple



9285 White Twill



909 Black

STANDARD LAMINATES

Berco offers dozens of standard laminate choices and can work with you to source any non-standard color or pattern from our selection of preferred laminate suppliers. The colors shown below are all from Formica® laminate finishes. Berco also works with many other laminate suppliers, and can likely supply you with any color you need. Please call for more information.



9236 Noble Mahogany



9240 Cherry Heartwood



9237 Sand Maple



9241 True Mahogany



9238 Chelsea Maple

UPGRADE I LAMINATES



5887 Millennium Oak



8842 Weathered Ash



6411 Cherry Riftwood




8843 Natural Ash



6414 Black Riftwood



8844 Aged Ash



8841 White Ash



9283 Walnut Riftwood

PREMIUM LAMINATE FINISH SPECIFICATIONS

PREMIUM LAMINATES

The colors shown below are all from Formica® laminate finishes. These colors are a PREMIUM laminate. Please contact your Customer Service Representative for a quote.


Infinity Finishes



845-an Spectrum Red




851-an Spectrum Blue



909-an Black



912-an Storm




932-an Antique White



949-an White



961-an Fog



8848-an Blackened Legno



2200-an Dark Chocolate




2962-an Clementine




5323-an Nocturne



5342-an Earth



5488-an Smoky Brown Pear



6314-an Neo Cloud



6413-an Silver Riftwood



6903-an Cassis

VINYL & FABRIC FINISH SPECIFICATIONS



BERCODESIGNS.COM | 888.772.4788 | SALES@BERCODESIGNS.COM

Note: Colors are for reference only. They may appear different on a computer screen. Actual samples provided upon request.

BERCO SPECIAL FABRIC CARD

MOMENTUM GRAPH - STANDARD




Alpine



Bark



Chalice




Parrot



Poppy




Ruby




Tidal


MOMENTUM LENS – GRADE 1



Crimson



Graphite



Navy




Night



Sand



Silver



Terra

BERCO SPECIAL FABRIC CARD

MOMENTUM FAUX FELT – GRADE 2



Bark



Berry




Charcoal



Coral




Flannel



Lagoon



Path



Pool




Pumice



Quail



Stone




Vibrant

MOMENTUM BEEP– GRADE 2



Bridge



Flax




Furnace




Greenlight



Jet



Pontoon



Steel

STANDARD – VINYL & FABRIC

STANDARD – VINYL – Nassimi, Espirit



Adobe White




Agean



Alabaster



American Beauty



Aqua Dark




Aqua Green




Artichoke




Black




Blue Ridge




Blueberry




Blush



British Tan




Burgundy




Celadon



Chestnut




Claret



Colonial Blue



Concord



Deep Clay



Dewberry




Doe



Dove



Dusty Jade



Emerald



Espresso




Flint Grey




Forest



Goldenrod




Grape



Graphite




Green Tea



Grotto



Gunmetal




Imperial Blue




Iris




Irish Spring




Jade




Mandarin Orange



Marina



Mauve



Mocha

STANDARD – VINYL & FABRIC


STANDARD – VINYL – Nassimi, Espirit (continued)



New Purple



North Woods




Oak



Ocean Grey



Olive Green




Paprika



Parchment




Peach




Pink



Platinum



Plum



Purple Iris



Raspberry




Regimental Blue




Rose



Royal



Royal Blue




Saddle Tan




Sand



Sangria



Shell



Snow White




Space Blue




Sun Yellow



Super White



Taupe



Tea Leaf




Tea Rose



Teal




Toast




Tomato




Vizcaya Palm



Wine Berry



Wood Violet




Yew Green

STANDARD – VINYL & FABRIC

STANDARD – FABRIC – Mayer, Forte



Aspen



Avocado



Blue Ray




Cadet



Char



Chive



Cosmo



Crocus




Daffodil



Fairway



Flint



Fudge



Neptune




Pimento



Port



Pumice



Rouge



Sable



Slate



Smoke




Squash



Tuxedo

STANDARD – VINYL & FABRIC

STANDARD – FABRIC – Mayer, Cross Check




Aquamarine



Basalt




Blue Ribbon




Concord



Cranberry




Demerera



Dove




Earth




Evergreen




Imperial



Lapis



Lime



Malachite




Maple



Marine



Martinique



Mercury



Midnight



Otter



Paradise




Platinum



Red Baron



Saddle Tan



Slate Black



Vermillion

GRADE 1 – VINYL & FABRIC

GRADE 1 – VINYL – Spradling, Patriot Plus II

						
8501 Adobe White	8504 Sand	8506 Putty	8614 Salsa	8516 Chestnut	8517 Mocha	8528 American Beauty
						
8529 Paprika	8532 Bordeaux	8533 Port	8539 Gunmetal	8540 Black	8541 Space Blue	8542 Royal
						
8544 Sapphire	8546 Colonial Blue	8547 Midnight Blue	8553 Yew Green	8560 Aqua Grey	8561 Mulberry	8564 Grotto
						
8567 Dove	8569 Burgundy	8571 Forest	8572 Blueridge	8576 Deep Phoenician	8577 Purple Grey	8579 Ruby
						
8581 Dark Aqua	8582 Imperial Blue	8584 Taupe	8602 Oatmeal	8603 Lark	8604 Concrete	8605 Charcoal
						
8628 Sea	8626 Eucalyptus	8625 Cypress	8610 Sable	8611 Terra Cotta	8624 Granny Smith	8613 Orange Kist
						
8615 Berry	8617 Aubergine	8620 Peacock	8623 Sage			

GRADE 1 – VINYL & FABRIC

GRADE 1 – VINYL – Spradling, Whisper



2117
Bone



2118
Camel




2119
Gravel



2120
Antelope



2121
Cappuccino



2150
Fawn



2123
Luggage



2124
Salsa



2125
Cinnamon



2126
Bordeaux



2127
Merlot



2151
Ochre



2129
Forest



2152
Mahogany



2153
Truffle




2154
Pewter



2155
Storm



2134
Patina



2156
Putty



2136
Cerulean



2137
Navy



2138
Elephant



2139
Charcoal



2140
Black



2141
Cashew



2142
Cognac




2143
Espresso



2144
Sangre



2157
Fog



2158
Cucumber



2159
Zest



2160
Sassafras



2161
Mallard



2162
Paradise




2163
Indigo



2164
Carotene




2165
Molten




2166
Brick Red

GRADE 1 – VINYL & FABRIC


GRADE 1 – FABRIC – Mayer, Artistry



Atlantic




Celadon



Cornsilk



Graphite



Paprika



Parchment




Tangerine

GRADE 1 – FABRIC – Mayer, Banner



Buttercream



Cranberry



Fiesta



Granite



Meadow



Shoreline

GRADE 2 – VINYL & FABRIC

GRADE 2 – VINYL – Spradling, Silvertex



Marine Blue



Lagoon




Turquoise




Sapphire



Jet




Ice



Cream




Champagne



Taupe



Chestnut




Mandarin



Sunkist



Luggage



Umber



Borscht



Raspberry



Blackberry



Sage



Celery




Basil




Bottle



Storm



Carbon



Meteor




Mocha

GRADE 2 – VINYL & FABRIC


GRADE 2 – VINYL – Spradling, Savoy II



Bayleaf



Burgundy



Delta Blue



Spanish Rose



Tallow




Eucalyptus



Toffee



Black



Desert Sage




Dove Grey




White Gold



Aubergine



Cypress




Navy




Carob




Mink



Doe



Sisal




Mist




Curry




Tumeric



Copper Clay



Fog



Blue Tide



Deep Royal

GRADE 2 – VINYL & FABRIC

GRADE 2 – VINYL – Spradling, Stratosphere



Turquoise



Concrete



Charcoal



Ice Blue



Mystic Blue



Cobalt



Grass



Copper



Pumpkin



Poppy



Bordeaux



Taupe



Moss



Bronze



Espresso

GRADE 2 – VINYL & FABRIC


GRADE 2 – VINYL – Kilkenny Tweed



Stone



Curry



Sisal



Bittersweet



Clay Pot




Briar



Apple Tart



Brite Light



Charcoal



Burlap



Khaki



Evergreen



Ice



Nightshade



Spruce



Celery

GRADE 2 – VINYL & FABRIC


GRADE 2 – FABRIC – Mayer, Quattro




Chalk



Dark Orchid



Deep Crimson



Golden Orange



Granite



Hibiscus



Honeycomb



Khaki



Laguna



Mercury



Midnight Blue



Olive



Skyway



Spring Green



Umber



Wheat

GRADE 2 – VINYL & FABRIC

GRADE 2 – VINYL – Spradling, Dolce



GRADE 2 – VINYL & FABRIC



Grass



Meteor



Black


GRADE 2 – FABRIC – Mayer, Align



Cardinal



Chrysalis



Cyberspace



Fruit Punch



Honeycomb




Java



Limeade



Moody Blue



Oasis



Sea Salt




Tattoo

GRADE 2 – VINYL & FABRIC

GRADE 2 – FABRIC – Mayer, Batik



Ablaze



Amber



Bamboo



Blue Clay



Cyberspace



Ember



Jungle



Limeade



Sandalwood



Sangria




Seaworthy


GRADE 2 – FABRIC – Mayer, Component



Bronze



Cobalt




Copper




Limelight




Moonbeam



Ruby




Sky




Turquoise

GRADE 2 – VINYL & FABRIC

GRADE 2 – FABRIC – Mayer, Broadway




Aquamarine



Aubergine



Caramel




Charcoal



Ecreu




Green Tea




Indigo




Mist




Pewter



Pomegranate




Sable




Wasabi

GRADE 2 – FABRIC – Mayer, Equation



Amber




Aquamarine




Bronze




Dusk




Ebony



Indigo



Jade



Limelight




Rosewood



Russet

GRADE 2 – VINYL & FABRIC

GRADE 2 – FABRIC – Mayer, Catalyst



Amber



Bronze




Copper




Denim



Dusk



Garnet




Jade



Lapis



Limelight



Rouge



Slate



Steel



Taupe




Teal

GRADE 2 – FABRIC – Mayer, Essex




Alabaster




Chamois



Garnet



Indigo



Lawn



Obsidian



Paprika

GRADE 2 – VINYL & FABRIC

GRADE 2 – FABRIC – Mayer, Destiny




Azure



Beachcomber



Bronze



Capri




Celadon




Fiesta




Granite




Meadow



Pumpkin



Sapphire



Wildberry

GRADE 2 – FABRIC – Mayer, Figure Eight




Azure



Buff



Ebony




Feldspar



Lavender



Marigold




Pomegranate




Stormy Weather

GRADE 2 – VINYL & FABRIC


GRADE 2 – FABRIC – Mayer, Entwine



Aquamarine



Bark




Basil




Cocoa



Grey Mist




Maize



Natural




Parchment



Patina




Pomegranate



Saffron



Shadow



Sunset

GRADE 2 – FABRIC – Flower Power




Crimson



Ecru




Gold



Jade



Periwinkle



Sapphire




Shadow




Taupe

GRADE 3 – VINYL & FABRIC


GRADE 3 – FABRIC – Mayer, Dazzle




Aloe




Aquamarine




Azure




Bark




Cinnabar




Greystone




Java



Limelight




Melon




Parchment




Quartz




Ruby



Sapphire




Sunflower




Titanium


GRADE 3 – FABRIC – Mayer, Detail




Bittersweet




Butterscotch




Cabernet




Celadon




Granite



Grape



Indigo



Spa



Taupe

GRADE 3 – VINYL & FABRIC

GRADE 3 – FABRIC – Mayer, Echo




Abalone




Apple Green




Aubergine




Blaze




Cerulean




Chrome Yellow




Cobalt




Ebony



French Beige



Greystone




Kelly Green



Sable




Skylight



Smokey Taupe



Turquoise




Vermillion

GRADE 3 – VINYL & FABRIC

GRADE 3 – FABRIC – Mayer, Equinox




Alabaster




Cobalt




Earth



Feldspar




Fire



Russet




Smoke




Turquoise

GRADE 3 – FABRIC – Mayer, Europa




Charcoal



Cobalt



Earth




Feldspar



Fire




Sand




Turquoise

GRADE 3 – VINYL & FABRIC


GRADE 3 – FABRIC – Mayer, Burst




Celadon



Crimson




Cyan



Ebony




Pewter




Raisin



Topaz




Ultramarine



Violet

GRADE 4 – VINYL & FABRIC

GRADE 4 – FABRIC – Mayer, Avenue



Aloe



Aquamarine



Cardinal




Dijon



Granite



Mimosa



Mushroom



Sunset



Topaz



Vineyard

GRADE 4 – FABRIC – Encore



Bittersweet



Cerulean



Chiffon



Cyan



Ebony



Flame



Flax



Forest




Haze



Ivory



Laurel



Pomegranate



Sapphire




Stone




Wasabi

GRADE 4 – VINYL & FABRIC

GRADE 4 – FABRIC – Mayer, Bungalow



Blue Nile



Blue Stone



Curry



Ecru




Granite



Lavender



Opal



Rouge




Shitake

GRADE 4 – FABRIC – Mayer, Charade



Cerulean



Flax



Forest



Mango



Opal




Raffia



Rust



Stone




Vermillion

GRADE 5 – VINYL & FABRIC


GRADE 5 – FABRIC – Mayer, Circuit




Aloe




Aquamarine




Bittersweet




Butterscotch




Cardinal




Granite



Indigo




Spa



Taupe

GRADE 5 – FABRIC – Mayer, Circumference




Aquamarine



Blue Skies



Granite



Midnight



Natural




Sable



Tarragon



Turquoise




Vineyard



Wisteria

GRADE 4 – FABRIC – Mayer, Fantasy




Cloak



Green Tea



Harvest



Ice Blue




Sangria

GRADE 5 – VINYL & FABRIC

GRADE 5 – FABRIC – Mayer, Ascension




Celadon



Cerulean




Ebony



Eucalyptus



Lemon Drop



Limelight



Rouge




Spice



Stone

GRADE 5 – FABRIC – Mayer, Aurora



Emerald



Granite




Midnight




Olive



Opal



Poppy



Sky



Slate



Stone




Wheat




Wisteria

GRADE 5 – VINYL & FABRIC

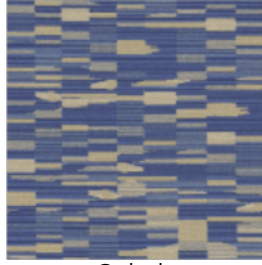
GRADE 5 – FABRIC – Mayer, Collage




Bronze



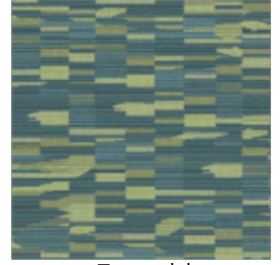
Cerulean




Cobalt




Crimson




Emerald



Goldenrod



Granite




Jade




Tiger Lily

GRADE 5 – VINYL & FABRIC

GRADE 5 – FABRIC – Mayer, Canvas



Bittermint



Boysenberry



Bronze



Cliff




Flax



Green Tea



Obsidian




Paprika




Spa



Spice



Stream




Turquoise


TABLE EDGE FINISH SPECIFICATIONS

EDGE STYLES

Vinyl Edges




L-15
1/4" x 1-1/4" Bullnose vinyl
t-mold edge. 1" radius
corners.



L-18
1/4" x 1-1/4" Flat Grooved
vinyl t-mold edge. 1"
radius corners.



L-21
1/4" x 1-1/4" Flat vinyl t-
mold edge. 1" radius
corners.




L-23
1/4" x 1-3/4" Bullnose vinyl
t-mold edge. 1" radius
corners.


PVC/Self Edges



P-10
Self Edge (1 Year Warranty)



P-12
3mm x 1-1/4" Flat PVC
edge. 1/8" radius corners
& edges.



P-14
3mm x 1-1/4" Flat PVC
edge. 1/8" radius corners
& edges. Specialty edge.



PK-2
PVC Reverse Knife Edge 2
sides 3mm x 1-1/4" Flat
rigid PVC. 1/8" radius
corners & edges.



PK-4
PVC Reverse Knife Edge 4
sides 3mm x 1-1/4" Flat
rigid PVC. 1/8" radius
corners & edges.



LC-9
2" x 1-1/4" Comfort Eased
front edge with 3mm x 1-
1/4" Flat rigid P12 Black
Ebony PVC on remaining 3
edges. 1/8" radius corners
& edges.

EDGE STYLES

Urethane Edges




MR-1
1-1/4" x 1-1/4" Full
Bullnose soft molded edge.
3/4" radius corners.



MR-2
1-1/4" x 1-1/4"
Rectangular soft molded
edge. 3/4" radius corners,
3/16" radius edges.




MR-6
1-1/4" x 1-1/4" Waterfall
soft molded edge. 3/4"
radius corners.




MA-2
1-1/2" x 1-1/4" Deluxe No-
Spill soft molded edge. 1-
1/2" radius corners.

Textured Edges



TC-9
2" x 1-1/4" comfort eased
front edge with textured
nish with remaining 3 sides
PVC. 1/8" radius corners
and edges.



T-15
1/8" x 1-1/4" Bullnose
textured edge. 1" radius
corners. **Only available in
E06 and E10 colors.**

Resin Edges



R-1
3/4" x 1-1/4" Full Bullnose
rainbow resin edge. Square
corners.



R-2
1/4" x 1-1/4" Flat rainbow
resin edge. Square corners.



R-5
3/4" x 1-1/4" Beveled
rainbow resin edge. Square
corners.



R-6
3/4" x 1-1/4" Waterfall
rainbow resin edge. Square
corners.



R-7
1-1/4" x 1-1/4" Bullnose
No-spill rainbow resin
edge. Square corners.



R-9
1/4" x 1-1/4" Knife rainbow
resin edge. Square corners.



RK-2
Acrylic Resin Reverse Knife
Edge on 2 Sides. 1/8"
radius corners and edges.



RK-4
Acrylic Resin Reverse Knife
Edge on 4 Sides. 1/8"
radius corners and edges.

EDGE STYLES

Wood Edge/Laminate Surface (W) & Wood Edge/Veneer Surface (V)



W-12 & V-12
3mm x 1-1/4" Flat wood edge (Framed Style/Lap Joint). Square corners, edges eased.



W-16 & V-16
1-1/4" x 1-1/4" Flat wood edge. 1/4" radius corners and edges.



W-17 & V-17
1-1/4" x 1-3/4" Flat wood edge. 1/4" radius corners and edges.



W-18 & V-18
1-1/4" x 1-1/4" Full Bullnose wood edge. 1" radius corners.



W-19 & V-19
1-1/4" x 1-3/4" Full Bullnose wood edge. 1" radius corners.



W-23 & V-23
1-1/4" x 1-1/4" Waterfall wood edge. 1/4" radius corners, edges eased.




W-32 & V-32
1-1/4" x 1-3/4" Fluted wood edge. Square corners, edges eased.

Solid Surface



Bullnose



Knife



Eased



Waterfall

STANDARD EDGE COLORS

T-Mold Edge Colors



P-12 PVC Edge Colors



STANDARD EDGE COLORS

P-14 Specialty PVC Edge Colors



E18 - Aluminum



E24 - Asian Night




E21 - Solar Oak




E25 - Brazilwood



E22 - Nepal Teak



E26 - Cafelle




E23 - Huntington Maple



E27 - Columbian Walnut

Wood Edge Colors



MA1 - Natural Maple



OK7 - Mahogany Oak




MA2 - Honey Maple



CH1 - Natural Cherry




MH1 - Natural Mahogany




CH2 - Golden Cherry




OK1 - Natural Red Oak




CH3 - Dark Cherry




OK2 - Medium Oak




WT1 - Natural Walnut




OK3 - Dark Oak



WT2 - Dark Walnut

















OK4 - Black Oak



WT3 - Espresso Walnut

STANDARD EDGE COLORS

1MM PVC EDGE COLORS – CORE & CORE SEATING ONLY

	4830-18 Satin Stainless		7965-12 Walnut Heights
	4941-18 Cosmic Strandz		7966-12 5 th Ave Elm
	7054-60 Wild Cherry		7970-18 High Line
	7909-60 Fusion Maple		7993-38 Florence Walnut
	7929-38 Huntington Maple		D91-60 Slate Grey
	7935-07 Shaker Cherry		D92-60 Dove Grey
	7937-38 River Cherry		D315-60 Platinum
	7938-38 New Age Oak		D327-60 Pepperdust
	7943-07 Columbian Walnut		D354-60 Designer White
	7949-18 Asian Night		

STANDARD TABLE BASE FINISH SPECIFICATIONS

STANDARD TABLE BASE FINISHES

Textured Finishes



T01 - Quartzite



T02 - Speckled Salt



T03 - Shubi Oxide



T04 - Dusty Ash



T05 - Black Wrinkle




T06 - Brown Wrinkle



T07 - Winter Sky



T08 - Wahelo Red



T09 - Grazor



T12 - Battleship Grey




T13 - Blue Montrose



T16 - Charcoal Wrinkle



T17 - Platinum Wrinkle




T18 - Silver Texture



T22 - Silver Sparkle


Smooth Finishes



S10 - Ebony



S11 - Snow



S14 - Cappuccino



S15 - Graphite



S18 - Grey Luster



S19 - Mink



S20 - Monument Grey



S21 - Tranquil



S22 - Carmello



S23 - Jet Black



S24 - Maritime



S25 - Patriot Blue

STANDARD TABLE BASE FINISHES

Smooth Finishes (continued)



S26 - Bonzai



S27 - Nutmeg



S28 - Dusk



S29 - Sky Grey



S30 - Bittersweet



S31 - Signature Purple



S32 - Wasabi




S43 - Brass




S44 - Industrial


Metallic Finishes




M24 - Chrometal




M33 - Titanium



M34 - Pewter




M35 - Champagne




M36 - Cinnamon Sparkle



M37 - Volcanic Bronze




M38 - Gunmetal




M39 - Moonlit Silver*



M40 - Oyster Pearl



M41 - Pumice Stone



M42 - Pyrite


* Upcharge Applies

STANDARD TABLE BASE FINISHES

Chrome Finishes



C10 – Bright Chrome*



C29 – Satin Chrome*



C40 – Brushed Steel*

* Upcharge Applies

WOOD FINISH SPECIFICATIONS

STANDARD WOOD FINISH COLORS



MA1 – Natural Maple




MA2 – Honey Maple




MH1 – Natural Mahogany



OK1 – Natural Red Oak




OK2 – Medium Oak




OK3 - Dark Oak




OK4 – Black Oak




OK7 – Mahogany Oak




CH1 – Natural Cherry




CH2 – Golden Cherry




CH3 – Dark Cherry



WT1 – Natural Walnut



WT2 – Dark Walnut



WT3 – Espresso Walnut

KRYCOAT PAINT FINISH SPECIFICATIONS

STANDARD KRYCOAT WOOD FINISHES



Space Black



Himalayan Trek




Silent Night



Baltic Grey



Night Horizon




White

STANDARD RESIN FINISH SPECIFICATIONS

STANDARD RESIN FINISHES


Berco can supply resin tops and modesty panels in any Benjamin Moore paint color at standard pricing. Below are samples of the most popular resin top colors used today.



A01 Frosted White



A04 Green Cast



A02 Ice Cappuccino



A05 Sky Blue



A03 Crème Brulee



A06 Creamsicle

METAL CHAIRS FINISH SPECIFICATIONS

STANDARD METAL CHAIR FINISHES

Textured Finishes



T01 - Quartzite



T02 - Speckled Salt



T03 - Shubi Oxide



T04 - Dusty Ash



T05 - Black Wrinkle



T06 - Brown Wrinkle



T07 - Winter Sky



T08 - Wahelo Red



T09 - Grazor



T12 - Battleship Grey




T13 - Blue Montrose




T16 - Charcoal Wrinkle



T17 - Platinum Wrinkle




T18 - Silver Texture



T22 - Silver Sparkle


Smooth Finishes



S10 - Ebony



S11 - Snow



S14 - Cappuccino



S15 - Graphite



S18 - Grey Luster



S19 - Mink



S20 - Monument Grey



S21 - Tranquil



S22 - Carmello



S23 - Jet Black



S24 - Maritime



S25 - Patriot Blue

STANDARD METAL CHAIR FINISHES

Smooth Finishes (continued)



S26 - Bonzai



S27 - Nutmeg



S28 - Dusk



S29 - Sky Grey



S30 - Bittersweet



S31 - Signature Purple



S32 - Wasabi




S43 - Brass




S44 - Industrial


Metallic Finishes



M24 - Chrometal




M33 - Titanium




M34 - Pewter




M35 - Champagne




M36 - Cinnamon Sparkle



M37 - Volcanic Bronze




M38 - Gunmetal




M39 - Moonlit Silver*



M40 - Oyster Pearl



M41 - Pumice Stone



M42 - Pyrite


* Upcharge Applies

WOOD CHAIR FINISH SPECIFICATIONS


Wood Chairs & Bar Stools



Cherry




Light Cherry




AB Cherry




Natural



JITB



Mahogany



Dark Walnut

PRIVACY SCREENS FINISH SPECIFICATIONS

STANDARD COLORED ACRYLICS



Dark Blue



Light Blue



Lime Green



Moss Green



Orange



Pink



Red



Yellow Gold

ORIGINS FABRICS

	Amethyst		Indigo
	Annatto		Iron
	Arundel		Jet
	Avalon		Malt
	Bassalt		Manta
	Caraway		Mikan
	Eco		Poppy
	Eureka		Sapphire
	Euro		Sodalite
	Fez		Stately
	Gaia		Steel
	Garnet		Twine

REFERENCE INFORMATION



TOPS - WEIGHT (LBS.)

	LBS (Estimated)		Comments
	Standard	Lightweight (P12 & P14 only)	
SQUARE (SQR)			
18x18	14	10	
24x24	24	16	
30x30	37	24	
36x36	52	34	
42x42	70	45	
48x48	91	58	
54x54	114	N/A	
60x60	140	N/A	
ROUND (RND)			
18	11	8	
24	19	13	
30	29	19	
36	41	27	
42	55	35	
48	71	46	
54	90	51	
60	110	66	
72	175	97	One piece with center seam
84	213	128	Two piece with center seam
96	276	168	Two piece with center seam
RECTANGLE (REC)			
18x48	36	24	
18x60	45	29	
18x72	53	35	
18x84	62	41	
18x96	71	46	
24x30	30	20	
24x36	36	23	
24x42	41	27	
24x48	47	31	
24x60	58	38	
24x72	70	45	
24x84	81	52	
24x96	93	60	
24x120	115	N/A	3 bases
24x144	138	N/A	3 bases
30x36	44	29	
30x42	51	33	
30x48	58	37	

TOPS - WEIGHT (LBS.)

	LBS (Estimated)		Comments
	Standard	Lightweight (P12 & P14 only)	
30x60	72	46	
30x72	86	55	
30x84	100	64	
30x96	114	73	
30x120	142	N/A	3 bases
30x144	170	N/A	3 bases
36x42	61	39	
36x48	69	44	
36x60	86	55	
36x72	112	65	
36x84	119	76	
36x96	136	86	
36x120	169	N/A	3 bases
36x144	203	N/A	3 bases
42x48	80	51	
42x60	99	63	
42x72	119	75	
42x84	138	88	
42x96	157	100	
42x120	196	N/A	3 bases
42x144	235	N/A	3 bases
48x60	113	72	
48x72	135	86	
48x84	157	99	
48x96	179	113	
48x120	223	N/A	3 bases
48x144	267	N/A	3 bases
48x168	311	N/A	Two piece with center seam & c-locks
48x192	355	N/A	Two piece with center seam & c-locks
48x216	399	N/A	Two piece with center seam & c-locks
48x240	443	N/A	Two piece with center seam & c-locks
60x96	222	N/A	
60x120	277	N/A	3 bases
60x144	332	N/A	3 bases
60x168	386	N/A	Two piece with center seam & c-locks
60x192	441	N/A	Two piece with center seam & c-locks
60x216	495	N/A	Two piece with center seam & c-locks
60x240	550	N/A	Two piece with center seam & c-locks
RACETRACK (RAC)			
30x60	65	42	
36x72	93	59	

TOPS - WEIGHT (LBS.)

	LBS (Estimated)		Comments
	Standard	Lightweight (P12 & P14 only)	
36x84	109	70	
36x96	126	81	
36x120	160	N/A	3 bases
36x144	193	N/A	3 bases
42x84	125	80	
42x96	144	92	
42x120	183	N/A	3 bases
42x144	222	N/A	3 bases
48x96	161	141	
48x120	183	N/A	3 bases
48x144	250	N/A	3 bases
48x168	294	N/A	Two piece with center seam & c-locks
48x192	338	N/A	Two piece with center seam & c-locks
48x216	382	N/A	Two piece with center seam & c-locks
48x240	426	N/A	Two piece with center seam & c-locks
60x96	194	N/A	
60x120	249	N/A	3 bases
60x144	304	N/A	3 bases
60x168	359	N/A	Two piece with center seam & c-locks
60x192	413	N/A	Two piece with center seam & c-locks
60x216	468	N/A	Two piece with center seam & c-locks
60x240	523	N/A	Two piece with center seam & c-locks
BOAT (BOT)			
36x48x96	105	68	
36x48x120	157	N/A	
36x48x144	192	N/A	
42x54x120	170	N/A	
42x54x144	210	N/A	
48x60x144	226	N/A	
48x60x168	269	N/A	Two piece with center seam & c-locks
48x60x192	313	N/A	Two piece with center seam & c-locks
48x60x216	356	N/A	Two piece with center seam & c-locks
48x60x240	400	N/A	Two piece with center seam & c-locks
OVAL (OVL)			
36x60	84	45	
36x72	105	53	
36x84	110	62	
36x96	118	70	
42x72	115	61	
42x84	125	71	

TOPS - WEIGHT (LBS.)

	LBS (Estimated)		Comments
	Standard	Lightweight (P12 & P14 only)	
42x96	137	83	
48x84	142	80	
48x96	154	91	
48x120	196	N/A	3 bases
48x144	239	N/A	3 bases
60x120	238	N/A	
60x144	287	N/A	
60x168	272	N/A	Two piece with center seam
TRAPEZOID (TRP)			
24x24x48	31	21	
24x36x60	42	27	
30x30x60	48	31	
30x42x72	74	48	
36x36x72	68	44	
HALF RND (HRD)			
24x48	37	24	
30x60	57	37	
36x72	81	52	
QTR ROUND (QRD)			
24x24	19	12	
30x30	29	19	
36x36	41	26	
CRESCENT (CRT)			
24 x 24 x 48 CRT	53	34	
30 x 30 x 60 CRT	82	52	
36 x 36 x 72 CRT	118	N/A	

BASE - WEIGHT (LBS.)

		LBS (Estimated)
SENSE		
SN1-16EB	16" End	8
SN1-20EB	20" End	9
SN1-26EB	26" End	10
SNX-22	22" X	13
SNX-26	26" X	16
SNX-32	32" X	19
SNX-38	38" X	37
STARFIRE		
ST1-22EB	22" End	13
ST1-26EB	26" End	15
STX-22	22" X	17
STX-26	26" X	20
STX-32	32" X	33
STX-42	42" X	48
VOYAGER		
VS1-16EB	16" 1 Col.	13
VS1-20EB	20" 1 Col.	14
VS1-26EB	26" 1 Col.	16
VS2-16EB	16" 2 Col.	10
VS2-20EB	20" 2 Col.	11
VS2-26EB	26" 2 Col.	12
VS2-32EB	32" 2 Col.	18
VS2-38EB	38" 2 Col.	20
VS2-42EB	42" 2 Col.	22
VSX-22	22" X	13
VSX-26	26" X	16
VSX-32	32" X	18
VSX-38	38" X	33
VSX-38-5	38"-5 X	62
VSX-2226	22"x26" X	15
VSX-2638	26"x38" X	19
VSX-3238	32"x38" X	22
VSX-3838	38"x38" X	24
VOYAGER PREMIUM SOLID STEEL		
VS1BAR-16EB	16" 1 Col.	22
VS1BAR-20EB	20" 1 Col.	25
VS1BAR-26EB	26" 1 Col.	31
VS1BAR-36EB	36" 1 Col.	43
VS2BAR-36EB	36" 2 Col.	47
VS2BAR-42EB	42" 2 Col.	53

BASE - WEIGHT (LBS.)


		LBS (Estimated)
VSXBAR-20	20" X	49
VSXBAR-26	26" X	58
VSXBAR-30	30" X	71
VSXBAR-36	36" X	78
VSXBAR-36-5	36"-5 X	93
VSXBAR-2026	20"x26" X	57
VSXBAR-2630	26"x30" X	68
VSXBAR-2636	26"x36" X	74
ANYWAY		
AN1-16EB	16" End	11
AN1-23EB	23" End	12
AN1-26EB	26" End	13
AN2-32EB	32" 2 Col.	22
AN2-39EB	39" 2 Col.	25
ANX-23	23" X	16
ANX-26	26" X	17
ANX-36-3"	36"X-3" Col.	26
ANX-36-4"	36"X 4" Col.	30
MOBI		
MB1-22EB	22" End	10
MBX-22	22" X	17
MBX-28	28" X	20
MBX-32	32" X	23
TELESTO		
TLS-20EB	20" End	8
TSL-26EB	26" End	9
TITAN		
TS1-2	2" Flat Plug Leg	8
TS1-3	3" Flat Plug Leg	9
TS1-4	4" Flat Plug Leg	14
TS1-PMB	Perm. Mnt.	12
TS1-PMBE	Perm. Mnt. Elec	12
iQ PLUS		
IQS-22EB	22" End	8
VORTEX		
VOX-18X	18" - no glides	25
VOX-24X	24" - no glides	34

BASE - WEIGHT (LBS.)

		LBS (Estimated)
VOX-30X	30" - with glides	77
DISCUS		
DSX-18X	18" Stl. Spin.	29
DSX-22X	22" Stl. Spin.	44
DSX-28X	28" Stl. Spin.	80
EXCALIBUR		
ES1-16	16" 1 Col.	15
ES1-20	20" 1 Col.	17
ES1-26	26" 1 Col.	20
ES2-30	30" 2 Col.	30
ES2-36	36" 2 Col.	33
ESX-20	20" X	28
ESX-26	26" X	34
ESX-30	30" X	38
ESX-36	36" X	47
ESX-36-4	36"X-4" Col.	65
ESX-42-4	42"X-4" Col.	71
EXCALIBUR SQUARED		
ESQ1-16	16" 1 Col.	15
ESQ1-20	20" 1 Col.	17
ESQ1-26	26" 1 Col.	22
ESQ2-30	30" 2 Col.	32
ESQ2-36	36" 2 Col.	38
ESQX-20X	20" X	34
ESQX-26X	26" X	37
ESQX-30X	30" X	45
ESQX-36X	36" X	56
FLEXCALIBUR		
ESQ1-22-ADJE	22"	89
ESQ1-28-ADJE	28"	89
ESQ1-22-ADJB	22" BIFMA	89
ESQ1-28-ADJB	28" BIFMA	89
MILAN		
ML1	Single Leg	4
ML2-24	24" End Base	7
ML2-30	24" End Base	8
MLNST	Nesting Base	32

SEATING CHARTS – INDIVIDUAL TABLES

Square Tops



Top Size	Chairs	Wheelchairs
24" x 24"	2	
30" x 30"	2	
36" x 36"	4	
42" x 42"	4	2 (tight)
48" x 48"	4	2
60" x 60"	8	4

Round Tops



Top Size	Chairs	Wheelchairs
24" dia.	2	
30" dia.	2	
36" dia.	3	
42" dia.	4	
48" dia.	5	2

Top Size	Chairs	Wheelchairs
60" dia.	7	4
72" dia.	8	4
84" dia.	9	6
96" dia.	10	6

Rectangular Tops



Top Size	Chairs	Wheelchairs
24" x 48"	4	
30" x 48"	4	2
30" x 60"	6	4
30" x 72"	6	6
36" x 48"	6	4
36" x 60"	6	4
36" x 72"	6	6
36" x 96"	8	6

Top Size	Chairs	Wheelchairs
42" x 72"	6	4
42" x 96"	8	6
42" x 120"	10	8
48" x 72"	6	6
48" x 96"	8	6
48" x 108"	10	6
48" x 120"	10	8
48" x 144"	12	8

Racetrack, Boat and Oval Tops

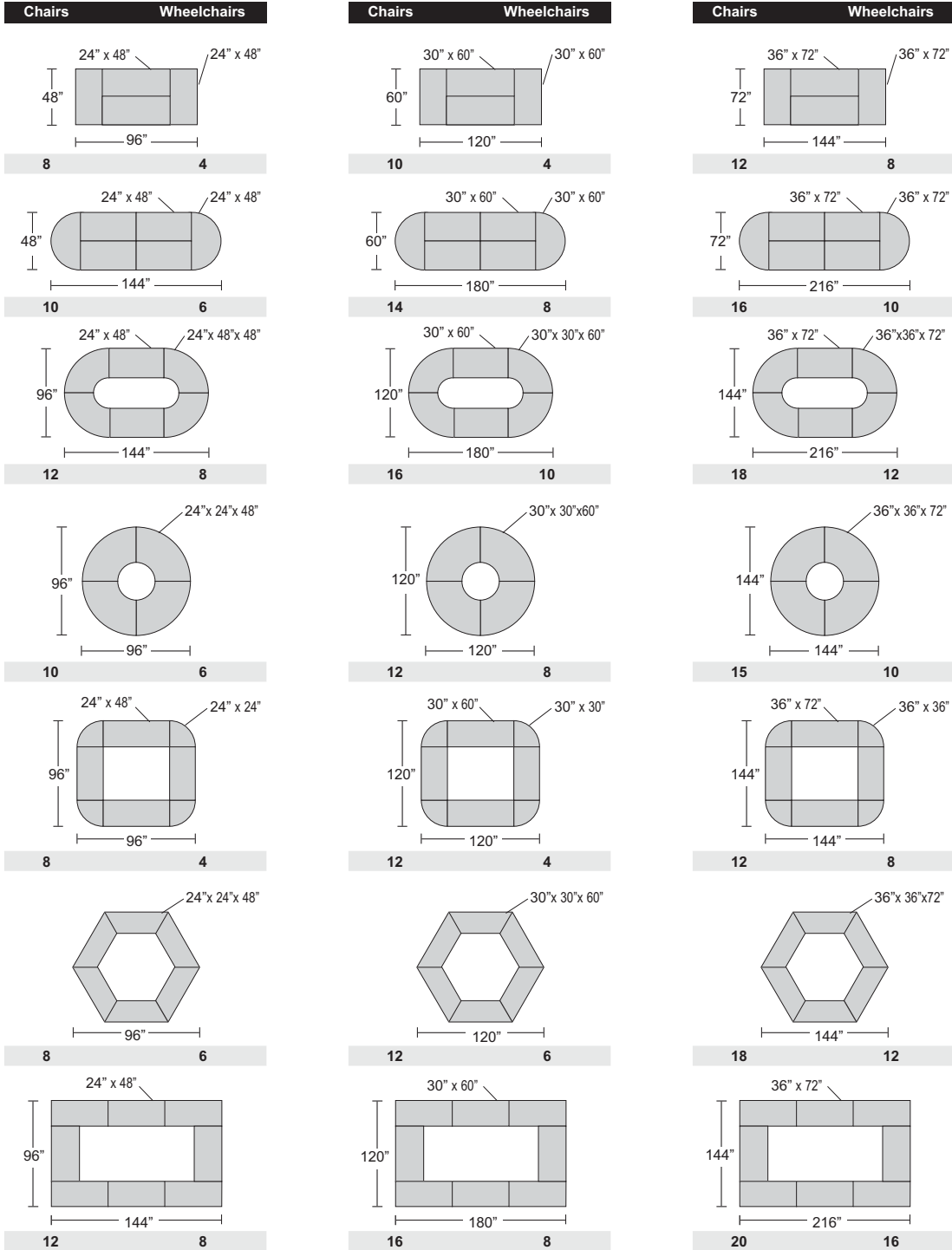


Generally, these tops will accommodate the same approximate seating as the length of the table. These shapes are the most popular for conference seating and therefore length dimensions are given in feet. Widths generally vary from 30" to 60".


Top Size	Chairs	Wheelchairs
6'	6	6
8'	8	6
10'	10	8
12'	12	8
14'	14	8
16'	16	10
18'	18	10
20'	18	10
22'	20	12
24'	22	12

This is only a guide. Seating may vary according to chair design and designer's layout. Always refer to local codes.
 Seating calculation - 30" minimum per chair and 36" minimum per wheelchair.
 Cafeteria seating - minimum of 12 to 14 square feet for each seat. Office seating will vary.
 Berco recommends a minimum of 42" space between table top edges and walls.

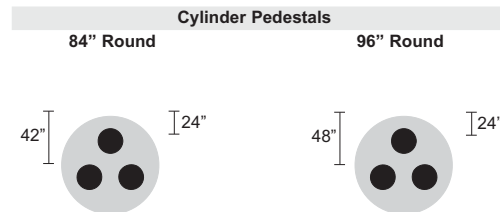

SEATING CHARTS – TRAINING TABLES



DESIGN DATA – STATIONARY PEDESTAL SPACING

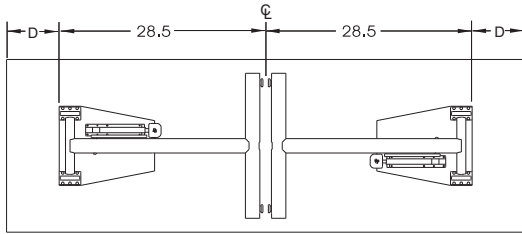


DESIGN DATA – STATIONARY PEDESTAL SPACING

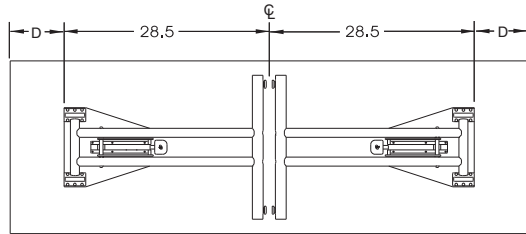


Use two half cylinders for tops up to 120" in length. For tops longer than 120" - add one or more full cylinders.
 For different size tables and placement of pedestals - consult Customer Service.

DESIGN DATA – FOLDING LEG SPACING



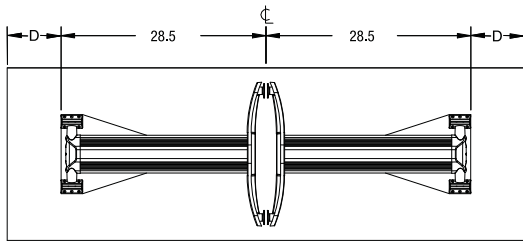
"VF" Voyager Folding Tables



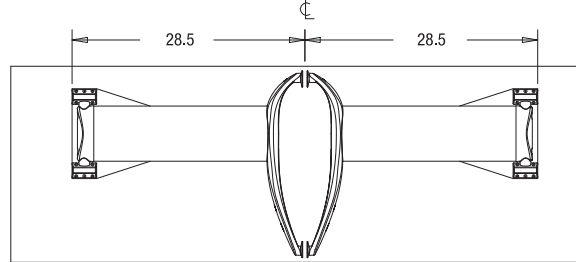
"PF" Voyager Folding Tables

Table Length	"D" Dimension
60"	1-1/2"
72"	7-1/2"
84"	13-1/2"
96"	19-1/2"

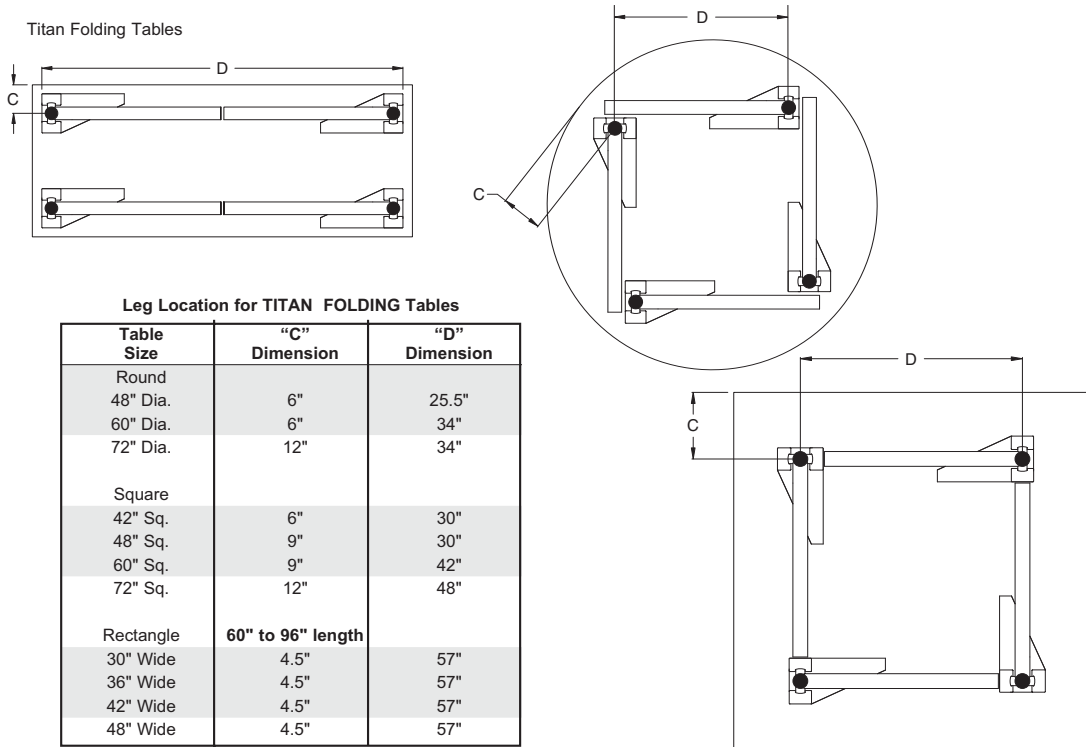
Telessto Stationary and Folding Tables



iO Plus Stationary and Folding Tables




Titan Folding Tables



Leg Location for TITAN FOLDING Tables

Table Size	"C" Dimension	"D" Dimension
Round		
48" Dia.	6"	25.5"
60" Dia.	6"	34"
72" Dia.	12"	34"
Square		
42" Sq.	6"	30"
48" Sq.	9"	30"
60" Sq.	9"	42"
72" Sq.	12"	48"
Rectangle	60" to 96" length	
30" Wide	4.5"	57"
36" Wide	4.5"	57"
42" Wide	4.5"	57"
48" Wide	4.5"	57"

DESIGN DATA – iQ CONFERENCE LEGS

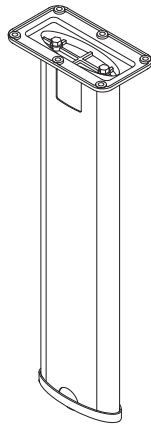
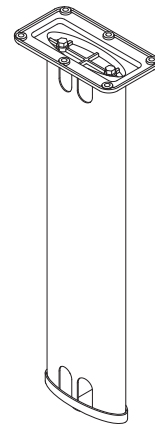


Standard Leg

2" x 6-3/4" oval, and constructed of 80% reclaimed, extruded aluminum.

Wire Management Leg

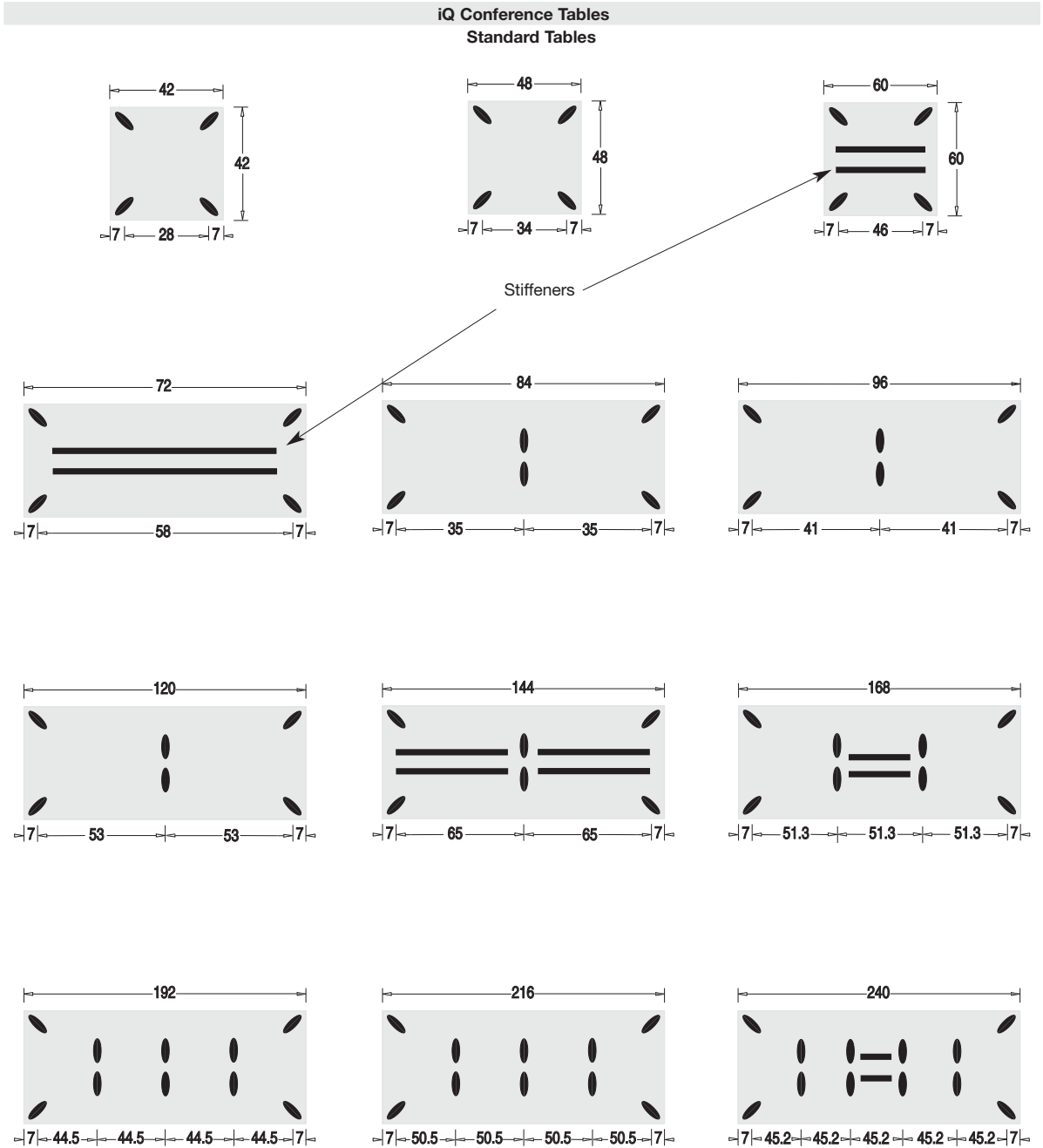
Upgraded version with 2 knockouts to route electrical and data cables through channels in the leg.



Removable Cover Leg

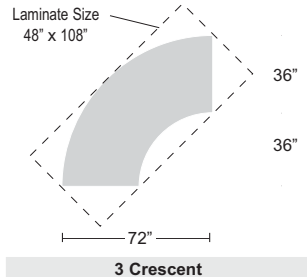
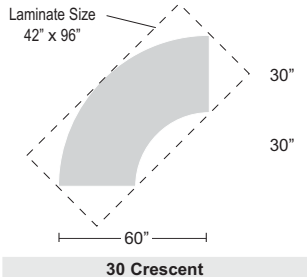
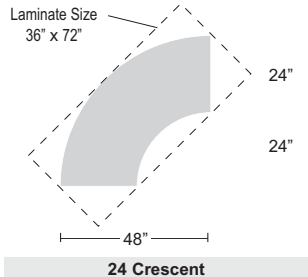
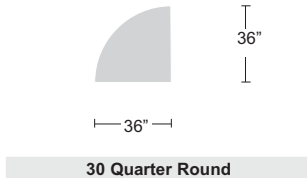
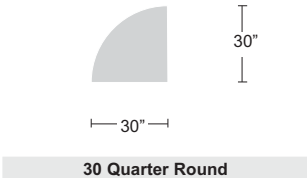
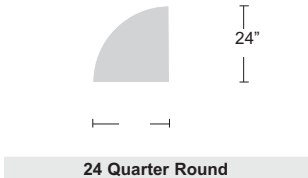
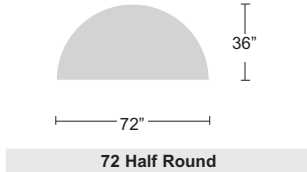
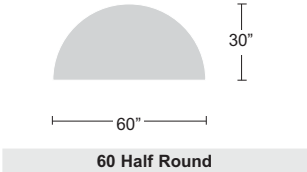
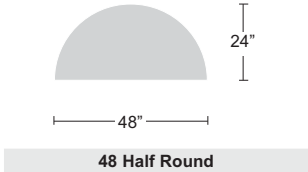
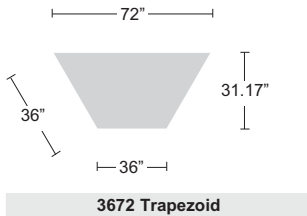
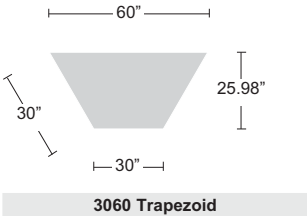
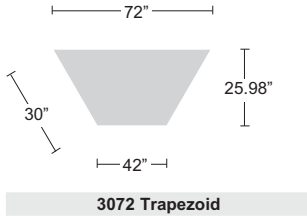
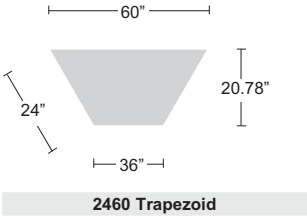
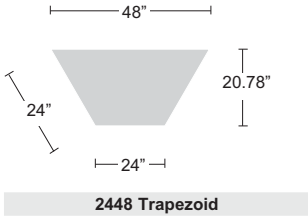
Optional version with a removable, black plastic insert to route electrical and data cables through the leg.

DESIGN DATA – iQ CONFERENCE PEDESTAL SPACING



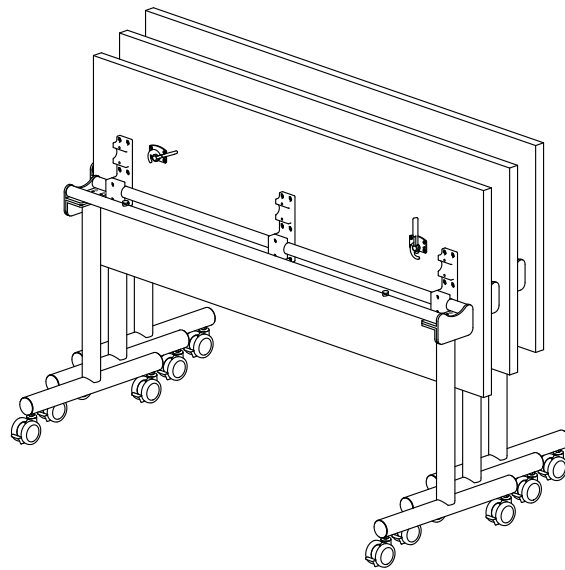
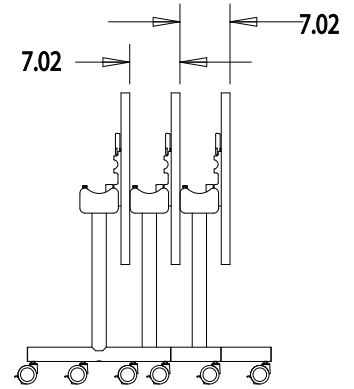
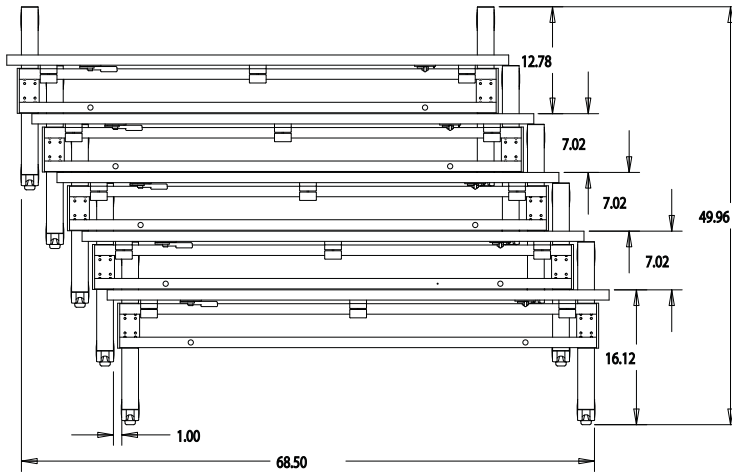
For proper placement do not allow more than 54" between pedestals.
For different sizes and placement of pedestals - consult Customer Service.

DESIGN DATA – STANDARD SHAPE TOPS

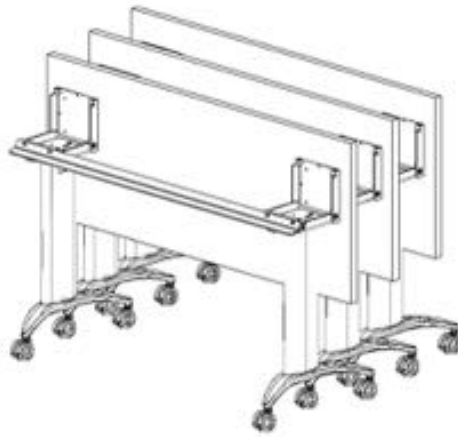
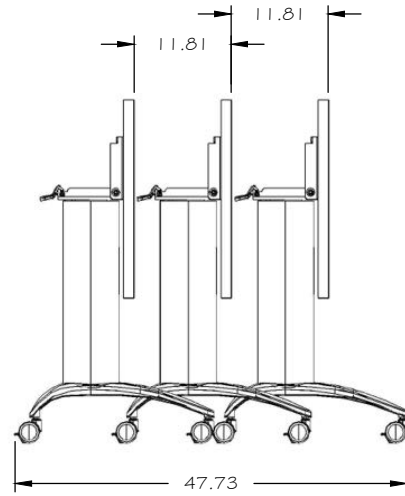
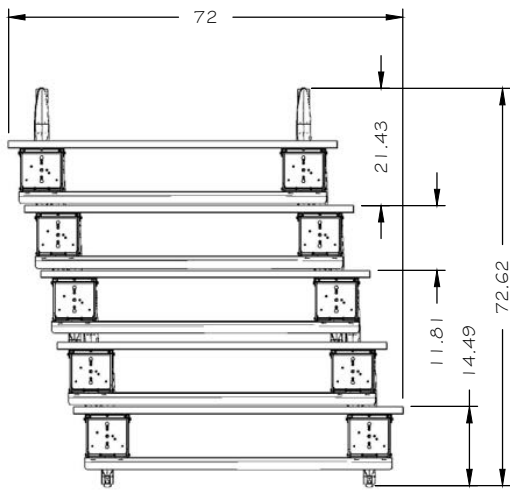


For different shape tops - please provide dimensional drawings.

DESIGN DATA – NESTING







DESIGN DATA – iQ FLIP TOP

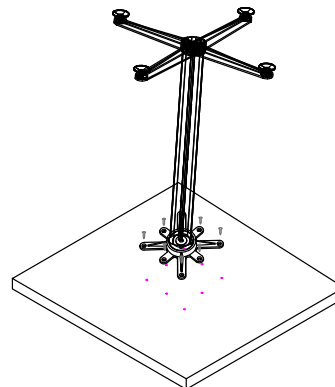


INSTALLATION INSTRUCTIONS – X BASES





X BASE INSTALLATION INSTRUCTIONS

WOOD SCREWS (NO METAL INSERTS)		MACHINE SCREWS (METAL INSERTS)	
			
<p>QTY (6) ATTACHED TO BASE</p> <p>#10 x 1" PPH BK OXIDE PB SCREW PAN HEAD PHILLIPS</p>	<p>QTY (8) CAN BE FOUND UNDER WOOD BLOCK</p> <p>#12 x 1" PPH SCREW FLAT HEAD PHILLIPS</p> <p>SHIPPED WITH WOOD BLOCK</p>	<p>QTY (6) ATTACHED TO BASE</p> <p>1/4-20 x 5/8" PPH ZINC MACHINE SCREW PAN HEAD PHILLIPS</p>	<p>QTY (6) ATTACHED TO BASE</p> <p>1/4-20 x 1" PPH MACHINE SCREW FLAT HEAD PHILLIPS</p> <p>SHIPPED WITH WOOD BLOCK</p>

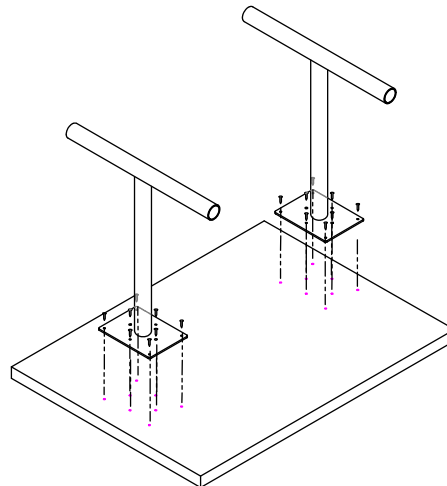
- 1) REMOVE WOOD BLOCK (IF APPLICABLE) FROM BASE
 - KEEP ALL SCREWS-(NOTE ADDITIONAL SCREWS UNDER BLOCK)
 - DISCARD WOOD BLOCK
 - IF USING MACHINE SCREWS DISCARD (4) WOOD SCREW MOUNTED TO BLOCK
- 2) PLACE TOP FACE DOWN ON CLEAN, SCRATCH FREE SURFACE
- 3) ALIGN LEG ASSEMBLY WITH PREDRILL LOCATION ON BOTTOM OF TABLE.
- 4) INSTALL SCREWS







INSTALLATION INSTRUCTIONS – END BASES

WOOD SCREWS (NO METAL INSERTS)		MACHINE SCREWS (METAL INSERTS)	
			
QTY (12) PER PAIR ATTACHED TO BASE	QTY (16) PER PAIR CAN BE FOUND UNDER WOOD BLOCK	QTY (12) PER PAIR ATTACHED TO BASE	QTY (16) PER PAIR CAN BE FOUND UNDER WOOD BLOCK
#10 x 1" PAN HEAD PHILLIPS	#12 x 1" FLAT HEAD PHILLIPS	1/4"-20 x 1" PAN HEAD PHILLIPS MACHINE	1/4"-20 x 1" FLAT HEAD PHILLIPS MACHINE
	NOTE: WOOD BLOCK ATTACHED TO SPIDER FOR SHIPPING		NOTE: WOOD BLOCK ATTACHED TO SPIDER FOR SHIPPING

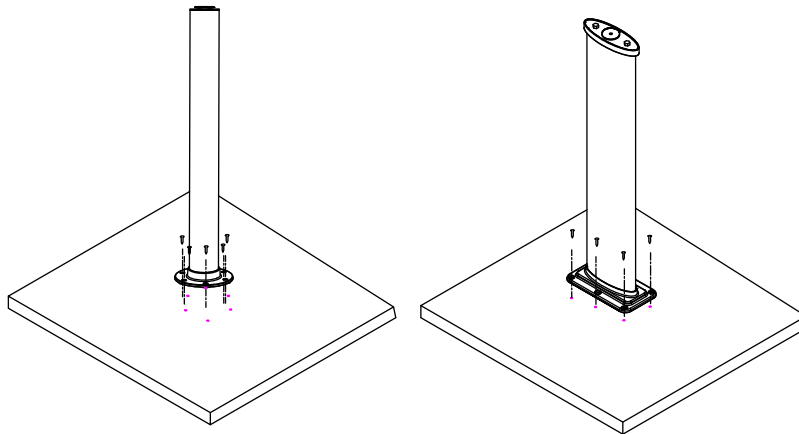
- 1) REMOVE WOOD BLOCK (IF APPLICABLE) FROM BASE
 - KEEP ALL SCREWS (NOTE ADDITIONAL SCREWS UNDER BLOCK)
 - DISCARD WOOD BLOCK
 - IF USING MACHINE SCREWS DISCARD (8) WOOD SCREWS MOUNTED TO BLOCK
- 2) PLACE TOP FACE DOWN ON CLEAN, SCRATCH FREE SURFACE
- 3) ALIGN LEG ASSEMBLY WITH PREDRILL LOCATION ON BOTTOM OF TABLE.
- 4) INSTALL SCREWS



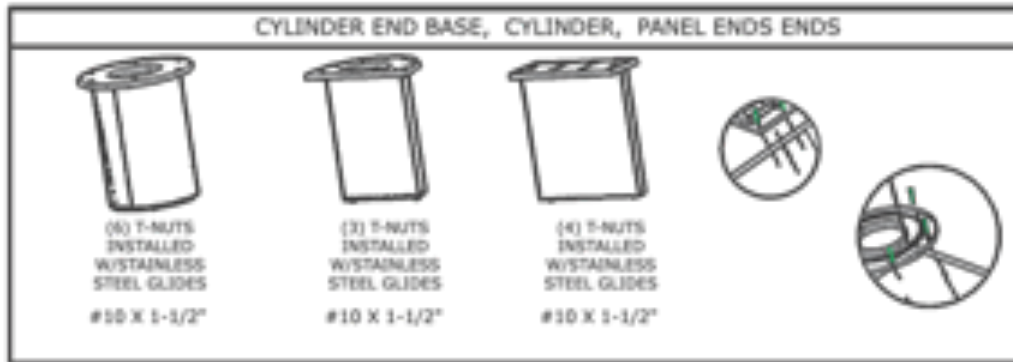
INSTALLATION INSTRUCTIONS – iQ & TITAN BASES

WOOD SCREWS (NO METAL INSERTS)		MACHINE SCREWS (METAL INSERTS)	
			
<p>QTY (6) ATTACHED TO BASE</p> <p>#10 x 1" PAN HEAD PHILLIPS</p> <p>NOTE: WOOD BLOCK ATTACHED TO SPIDER FOR SHIPPING</p>	<p>QTY (6) CAN BE FOUND UNDER WOOD BLOCK</p> <p>#12 x 1" FLAT HEAD PHILLIPS</p> <p>NOTE: WOOD BLOCK ATTACHED TO SPIDER FOR SHIPPING</p>	<p>QTY (6) ATTACHED TO BASE</p> <p>1/4-20 x 3" PAN HEAD PHILLIPS MACHINE</p> <p>NOTE: WOOD BLOCK ATTACHED TO SPIDER FOR SHIPPING</p>	<p>QTY (8) CAN BE FOUND UNDER WOOD BLOCK</p> <p>1/4-20 x 1" FLAT HEAD PHILLIPS MACHINE</p> <p>NOTE: WOOD BLOCK ATTACHED TO SPIDER FOR SHIPPING</p>

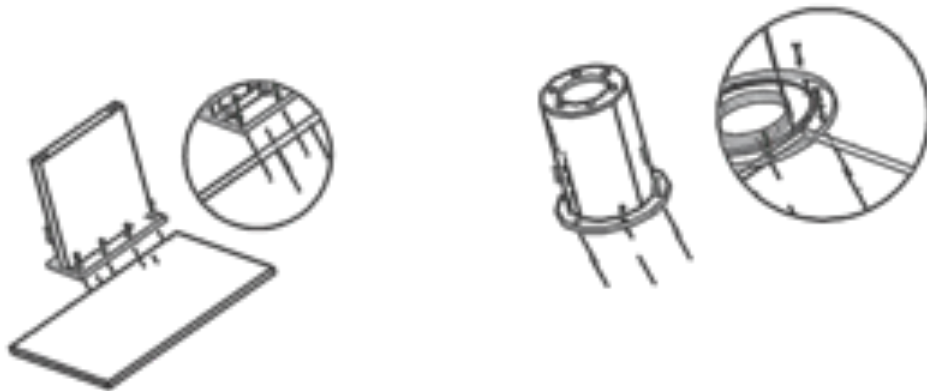
- 1) REMOVE WOOD BLOCK (IF APPLICABLE) FROM BASE.
 - KEEP ALL SCREWS-(NOTE ADDITIONAL SCREWS UNDER BLOCK.
 - DISCARD WOOD BLOCK.
 - IF USING MACHINE SCREWS DISCARD WOOD SCREWS MOUNTED TO BLOCK.
- 2) PLACE TOP FACE DOWN ON CLEAN SCRATCH FREE SURFACE.
- 3) ALIGN LEG ASSEMBLY WITH PREDRILL LOCATION ON BOTTOM OF TABLE.
- 4) INSTALL SCREWS



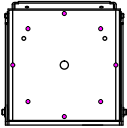
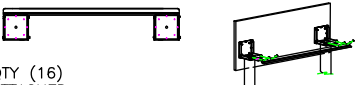
INSTALLATION INSTRUCTIONS – VOLUMA BASES



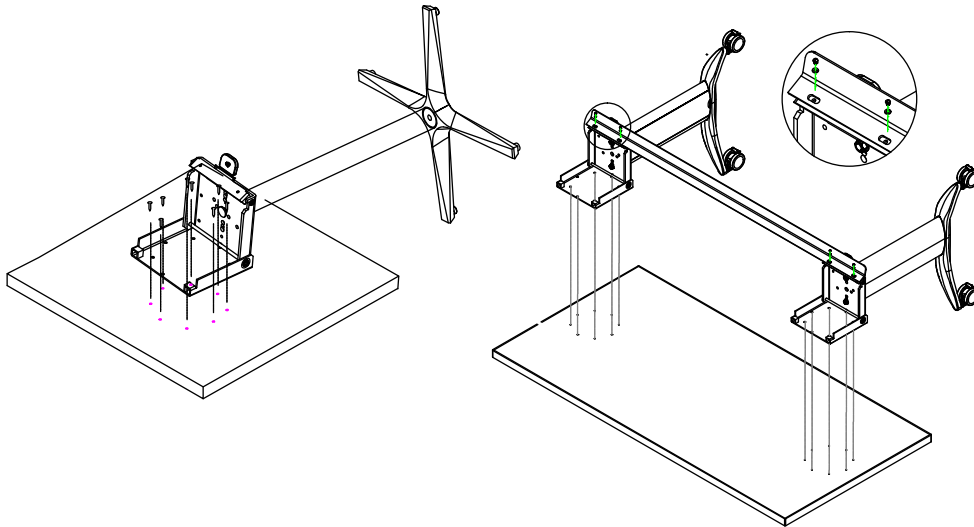
- 1) T-NUTS INSTALLED W/STAINLESS STEEL GLIDES
- 2) PLACE TABLE TOP DOWN ON CLEAN SCRATCH FREE SURFACE
- 3) ALIGN CYLINDER/PANEL ENDS WITH PREDRILL LOCATION ON BOTTOM OF TABLE
- 4) INSTALL SCREWS



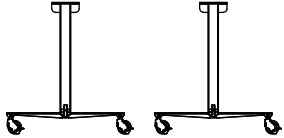

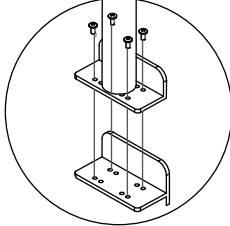
INSTALLATION INSTRUCTIONS – FLIPTOP BASES

X BASE FLIPTOP	IQ FLIPTOP W/BRIDGE
 <p style="text-align: center;">QTY (8) ATTACHED INSIDE OF FLIPTOP SPIDER #10 x 1" PAN HEAD PHILLIPS</p>	 <p style="text-align: center;">QTY (16) ATTACHED INSIDE OF FLIPTOP SPIDER #10 x 1" PAN HEAD PHILLIPS</p> <p style="text-align: center;">(4) 1/4-20 x 1/2" MACHINE SCREWS (4) FLAT WASHERS PACKED WITH BRIDGES</p>

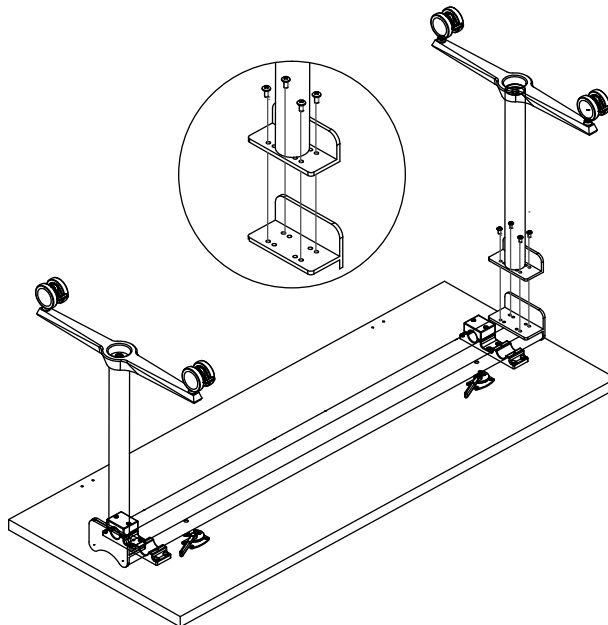
- 1) LAY TABLE FACE DOWN ON SCRATCH FREE SURFACE.
- 2) OPEN FLIPTOP SPIDERS.
- 3) ALIGN BASES TO PREDRILLED HOLES IN BOTTOM OF TABLE TOP & ATTACHED USING SCREWS PROVIDED.
- 4) ATTACH BRIDGE WHEN (APPLICABLE) TO FLIPTOP USING PROVIDED HARDWARE.



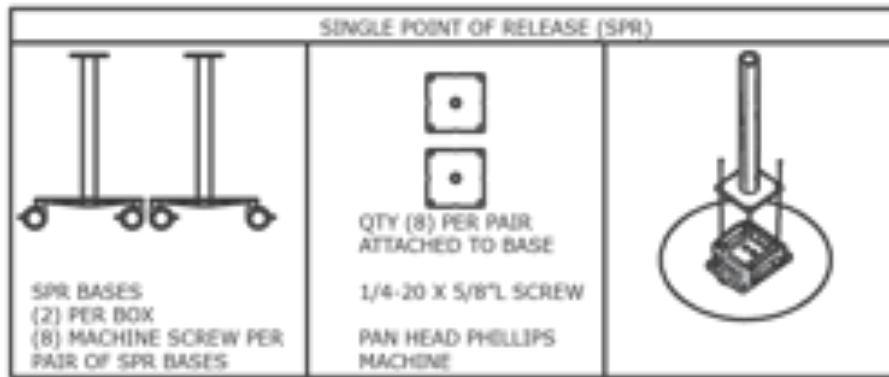
INSTALLATION INSTRUCTIONS – NESTING BASES

NESTING BASES	NESTING COLUMN END	NESTING INSTALL
 <p data-bbox="370 625 656 699">NESTING BASES (2) PER BOX (8) MACHINE SCREWS PER PAIR OF NESTING BASES</p>	 <p data-bbox="764 636 899 709">QTY (8) PER PAIR ATTACHED TO BASE 1/4-20 x 3/4" L PAN HEAD PHILLIPS</p>	

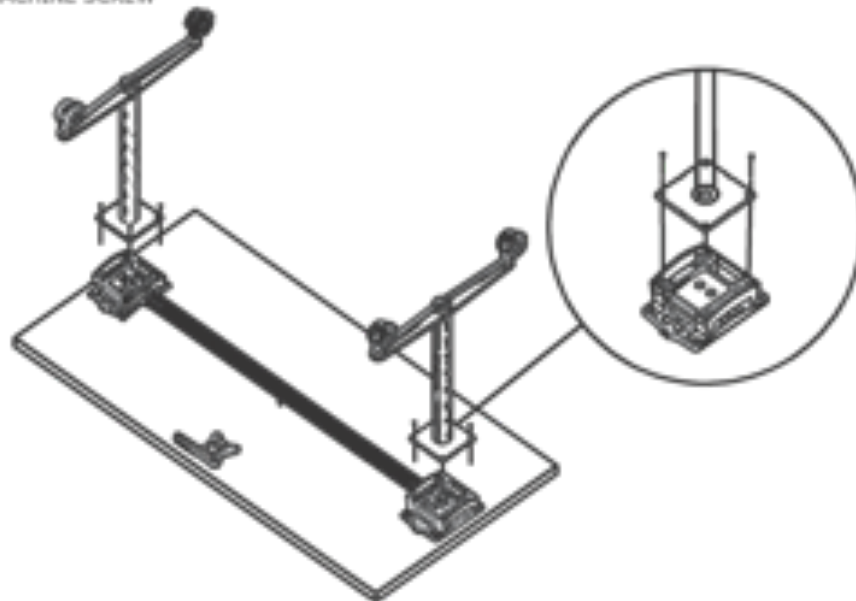
- 1) REMOVE NESTING BASES AND MACHINE SCREWS OUT OF CARTON
- 2) PLACE TOP FACE DOWN ON CLEAN SCRATCH FREE SURFACE
- 3) ALIGN TABLE LEG WITH THE HOLES ON PRE-INSTALLED BEAM
- 4) INSTALL MACHINE SCREW















INSTALLATION INSTRUCTIONS – SINGLE POINT OF RELEASE



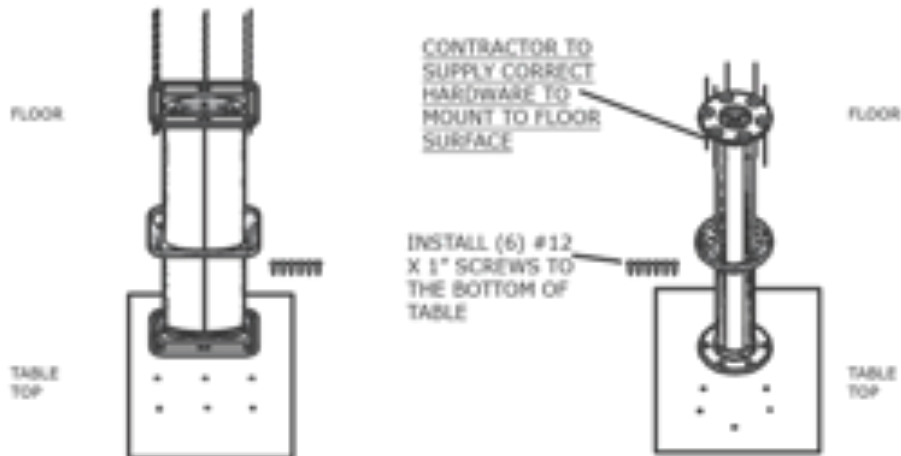
- 1) REMOVE SPR BASES AND MACHINE SCREWS OUT OF CARTON
- 2) PLACE TOP FACE DOWN ON, CLEAN SCRATCH FREE SURFACE
- 3) ATTACH BASE UPSIDE DOWN ON THE SINGLE POINT OF RELEASE BEAM (SPR) ALIGN (SPR) BASES WITH THE HOLE MOUNT ON BEAM
- 4) INSTALL MACHINE SCREW



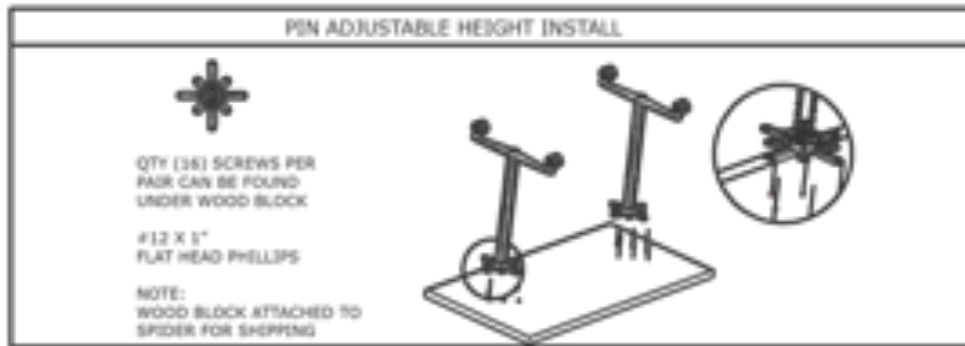
INSTALLATION INSTRUCTIONS – FLOOR MOUNT/PERMANENT BASES

WOOD SCREWS (NO METAL INSERTS)		MACHINE SCREWS (METAL INSERTS)		ANCHORS FOR CONCRETE PROVIDED BY END USER
  QTY (4) CAN BE FOUND UNDER WOOD BLOCK #12 X 1" FLAT HEAD PHILLIPS <small>NOTE: WOOD BLOCK ATTACHED TO SPEAKER FOR SHIPPING</small>	  QTY (4) CAN BE FOUND UNDER WOOD BLOCK #12 X 1" FLAT HEAD PHILLIPS <small>NOTE: WOOD BLOCK ATTACHED TO SPEAKER FOR SHIPPING</small>	  QTY (6) PER PAIR CAN BE FOUND UNDER WOOD BLOCK 5/16 - 20 X 1" FLAT HEAD PHILLIPS MACHINE <small>NOTE: WOOD BLOCK ATTACHED TO SPEAKER FOR SHIPPING</small>	  QTY (6) PER PAIR CAN BE FOUND UNDER WOOD BLOCK 1/4 - 20 X 1" FLAT HEAD PHILLIPS MACHINE <small>NOTE: WOOD BLOCK ATTACHED TO SPEAKER FOR SHIPPING</small>	    <small>NOTE: CONTRACTOR TO SUPPLY CORRECT ANCHORS FOR FLOOR SURFACE</small>

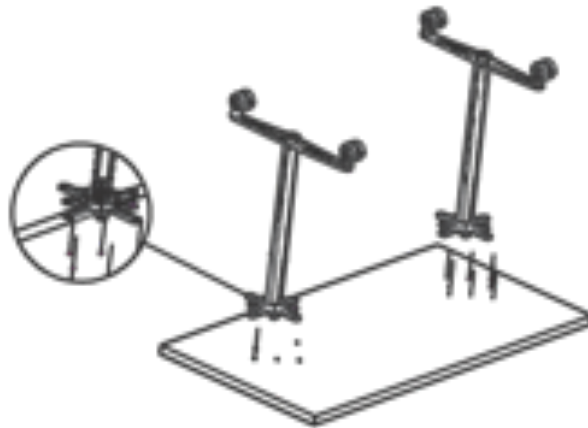
- 1) REMOVE WOOD BLOCK FROM BASE
 -KEEP ALL SCREWS - (NOTE) ADDITIONAL SCREWS UNDER BLOCK
 -DISCARD WOOD BLOCK
 -IF USING MACHINE SCREWS DISCARD WOOD SCREWS MOUNTED TO WOOD BLOCK
- 2) PLACE TOP FACE DOWN ON CLEAN SCRATCH FREE SURFACE
- 3) ALIGN LEG ASSEMBLY WITH PREDRILL LOCATION ON BOTTOM OF TABLE
- 4) INSTALL SCREWS
- 5) SECURE TABLE W/BASE ATTACHED TO FLOOR WITH APPROPRIATE HARDWARE
 -NOTE: BERCO DOES NOT PROVIDE OR RECOMMEND FLOOR HARDWARE FOR FLOOR INSTALLATION, CONSULT CONTRACTOR TO SUPPLY CORRECT HARDWARE
- 6) SLIDE FLANGE COVER OVER FLOOR MOUNTED CAST



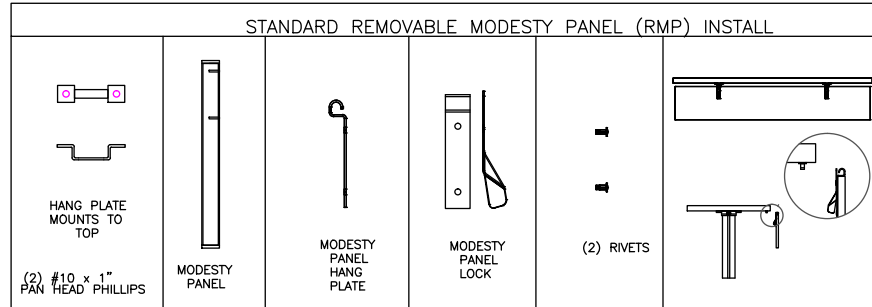
INSTALLATION INSTRUCTIONS – PIN ADJUSTABLE HEIGHT



- 1) REMOVE WOOD BLOCK FROM BASE
-KEEP ALL SCREWS - (NOTE ADDITIONAL SCREWS UNDER BLOCK)
-DISCARD WOOD BLOCK
- 2) PLACE TOP FACE DOWN ON CLEAN SCRATCH FREE SURFACE
- 3) ALIGN LEG ASSEMBLY WITH PREDRILL LOCATION ON BOTTOM OF TABLE
- 4) INSTALL SCREWS

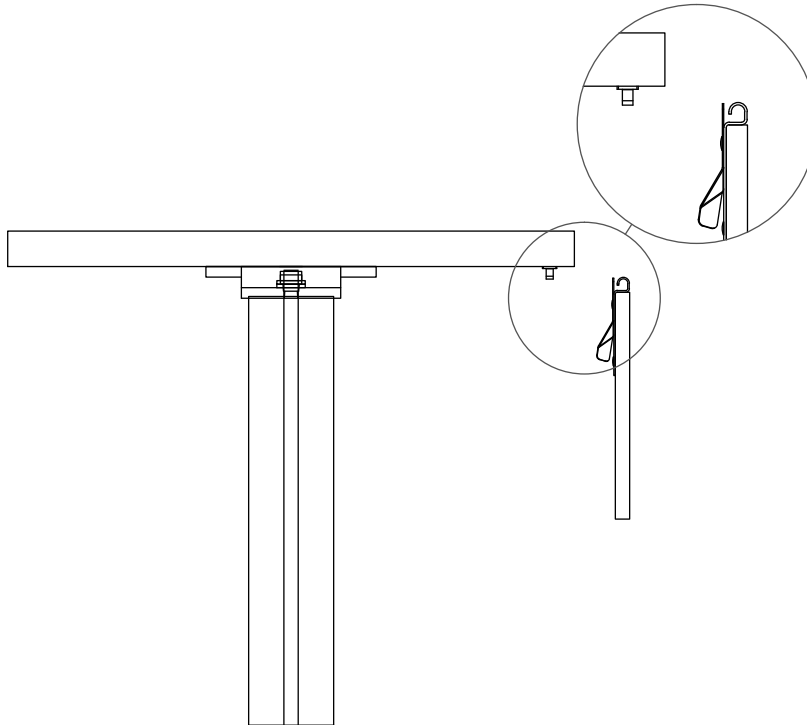


INSTALLATION INSTRUCTIONS – REMOVABLE MODESTY PANEL

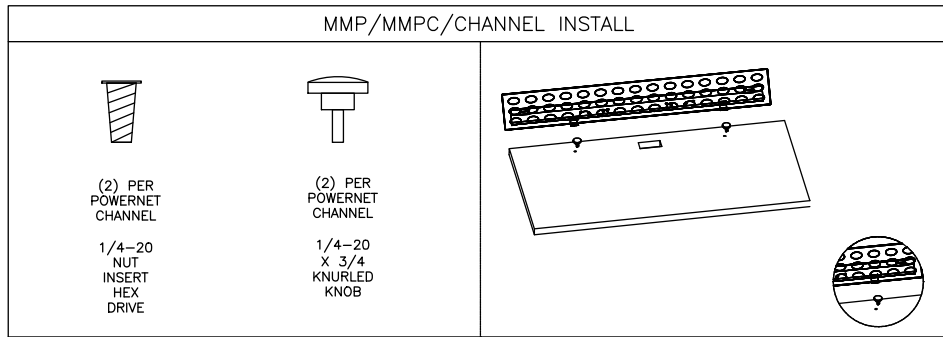


PAN HEAD PHILLIPS

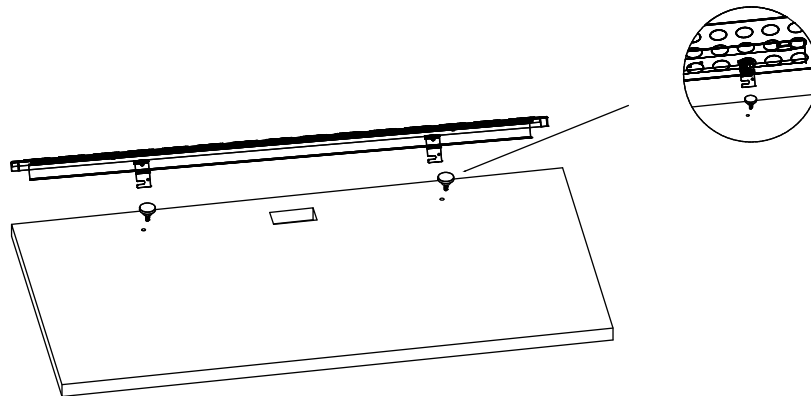
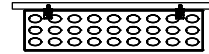
- 1) HANG MODESTY PANEL ON HANG PLATE, (PREVIOUSLY INSTALLED BY BERCO) & TWIST LOCK TO SECURE.



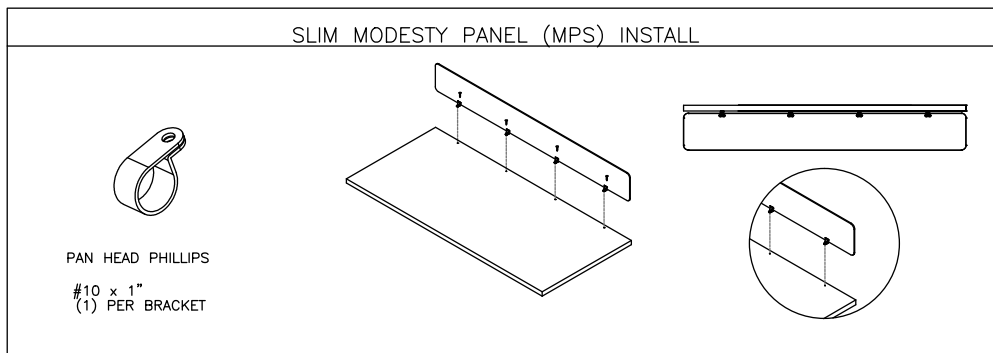
INSTALLATION INSTRUCTIONS – METAL MODESTY PANEL



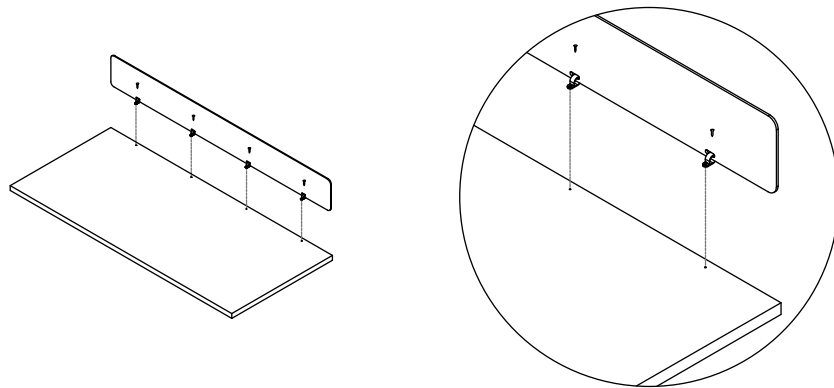
- 1) BERCO INSTALLS (2) NUT INSERTS PER TABLE TOP
- 2) INSTALL KNOBS IN TOP
- 3) LOOSEN KNOBS (DO NOT REMOVE COMPLETELY)
- 4) ALIGN MMP/MMPC/CHANNEL BRACKETS WITH KNOBS AND SLIDE INTO PLACE
- 5) LOCATE KNOBS AND TIGHTEN KNOBS SECURELY
- 6) MMP/MMPC/CHANNEL MAY BE INSTALLED WHILE THE TABLE IS UPRIGHT



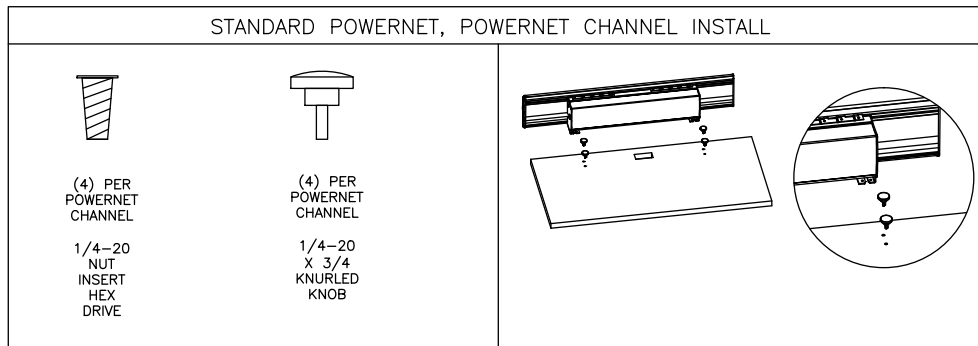
INSTALLATION INSTRUCTIONS – SLIM MODESTY PANEL



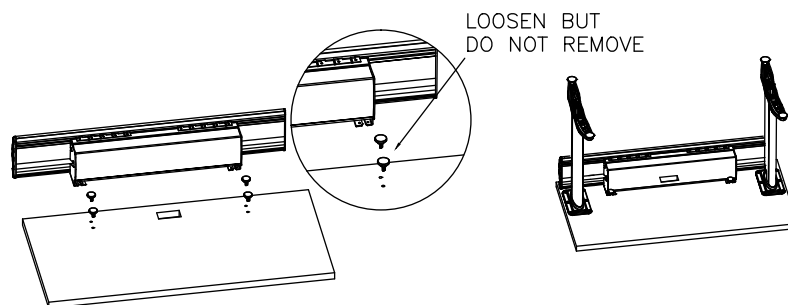
- 1) LAY TABLE TOP DOWN ON SCRATCH FREE SURFACE
- 2) ALIGN MODESTY PANEL WITH (BERCO PREDRILLED HOLES) AND HOOKS AND ATTACH THEM USING SCREWS PROVIDED.



INSTALLATION INSTRUCTIONS – POWERNET



- 1) BERCO INSTALLS (4) NUT INSERTS PER TABLE TOP
- 2) LOOSEN KNOBS (DO NOT REMOVE COMPLETELY)
- 3) ALIGN POWERNET/CHANNEL BRACKETS WITH KNOBS AND SLIDE INTO PLACE
- 4) OPEN POWERNET DOOR
- 5) LOCATE KNOBS AND TIGHTEN SECURELY
- 6) POWERNET/CHANNEL SHOULD BE INSTALLED WHILE THE TABLE IS UPRIGHT



NOTES

NOTES

NOTES

NOTES

NOTES



OASIS BERCO



**2023 PRICE LIST
EFFECTIVE
2/1/23**

Oasiscollection



「Oasislinear」

OASIS-BER. ROOM

Oasislinear

Linear Phone Booth \$17,707 (incl. freight*)

STANDARD FEATURES

Specs

Ext. 45" w x 45" d x 89" h
Int. 39" w x 39" d x 83" h
Door: 35.375" w – Left Hand
Weight: 840 lbs.

Materials

Aluminum Frame – 12 Powder Coat Colors**
Exterior Panels – 12 Laminate or 24 Fabric Colors**
Door Frame – 12 Powder Coat Colors**
Interior – 24 Fabric Colors*

Other

Occupancy Sensor
Enclosed Ceiling with Air Circulation Fan
LED Ceiling Light Panel
Power Source: 12-ft Corded 3-Prong UL Listed Plug
Leveling Guides



OPTIONS

Seated Height Work Surface – 12 Laminate Colors**	\$627
Standing Height Work Surface – 12 Laminate Colors**	\$627
Glass Back Wall	\$0
Right Hand Door	\$0
Aeramax Pro AM2 Air Purifier	\$2,809
Electric – Work Surface– Integrated "Cove" (2 Power + 2 USB)	\$568
Electric – Work Surface–Integrated "Air Charge" Wireless Charging Uni*t**	\$742
Louvered Ceiling	\$1,626
Power Source Hard–Wired	Contact Factory

FABRIC USAGE (LINEAR YARD)

Exterior	7.9
Interior	7.6

*See p. 65 Terms & Conditions for Small Order and Crating Fees
**see finish pages for standard finish details
***work surface will not accommodate Cove & Air Charge together



OASIS-BERCO.COM

Oasislinear

Linear Studio \$19,640 (incl. freight*)

STANDARD FEATURES

Specs

Ext. 52" w x 45" d x 89" h
Int. 45" w x 39" d x 83" h
Door: 35.375" w – Right Hand
Weight: 920 lbs.

Materials

Aluminum Frame – 12 Powder Coat Colors**
Exterior Panels – 12 Laminate or 24 Fabric Colors**
Door Frame – 12 Powder Coat Colors**
Interior – 24 Fabric Colors*

Other

Occupancy Sensor
Enclosed Ceiling with Air Circulation Fan
LED Ceiling Light Panel
Power Source: 12-ft Corded 3-Prong UL Listed Plug
Leveling Guides



OPTIONS

Seated Height Work Surface – 12 Laminate Colors**	\$627
Standing Height Work Surface – 12 Laminate Colors**	\$627
Sofa (1 arm return, 24 fabric colors)**	\$2,301
Glass Back Wall	\$0
Left Hand Door	\$0
Aeramax Pro AM2 Air Purifier	\$2,809
Electric – Work Surface– Integrated "Cove" (2 Power + 2 USB)	\$568
Electric – Work Surface–Integrated "Air Charge" Wireless Charging Uni*t**	\$742
Power Source Hard-Wired	Contact Factory

*See p. 65 Terms & Conditions for Small Order and Crating Fees

**see finish pages for standard finish details

***work surface will not accommodate Cove & Air Charge together



OASIS-BERCO.COM

Oasislinear

Linear Duo Pod

\$24,289 (incl. freight*)

STANDARD FEATURES

Specs	Ext. 84" w x 45" d x 89" h
	Int. 79" w x 39" d x 83" h
	Door: 35.375" w – Left Hand
	3/8" Rear Glass Wall
	Weight: 1,400 lbs.
Materials	Aluminum Frame – 12 Powder Coat Colors**
	Exterior Panels – 12 Laminate or 24 Fabric Colors**
	Door Frame – 12 Powder Coat Colors**
	Interior – 24 Fabric Colors**
Other	Occupancy Sensor
	Enclosed Ceiling with Air Circulation Fan
	LED Ceiling Light Panel
	Power Source: 12-ft Corded 3-Prong UL Listed Plug
	Leveling Guides



OPTIONS

Seated Pedestal Table 20" w x 20" d x 29" h – 12 Laminate & 12 Powder Coat Colors**	\$981
Standing Pedestal Table 20" w x 20" d x 42" h – 12 Laminate & 12 Powder Coat Colors**	\$1,066
Right Hand Door	\$0
Aeramax Pro AM2 Air Purifier	\$2,809
Electric – Table– or Sofa–Integrated "Cove" (2 Power + 2 USB)***	\$568
Electric – Table–Integrated "Wedge" (2 Power + 2 USB)***	\$442
Electric – Table–Integrated "Cove RJ" (2 Power + 2 USB + HDMI)***	\$644
Electric – Work Surface–Integrated "Air Charge" Wireless Charging Unit***	\$693
Sofa (each) – 1 Arm Return – 24 Fabric Colors**	\$2,301
Louvre Ceiling	\$2,575
Acoustic Lined Rear Wall – 12 Laminate or 12 Fabric Colors**	\$0
TV Wall Mount (non glass wall) – Up to 55" TV & 77 lbs.	\$97
15' HDMI Cable	\$49
Power Source Hard–Wired	Contact Factory

FABRIC USAGE (LINEAR YARD)

Exterior – Glass Rear Wall	5.25	Exterior – Fabric Rear Wall	10.5
Interior – Glass Rear Wall	5.1	Interior – Fabric Rear Wall	10.1
Sofa Seat (each)	1.7	Sofa Back (each)	0.9

*See p. 65 Terms & Conditions for Small Order and Crating Fees

**see finish pages for standard finish details

***table integrated power only recommended with rear acoustic lined wall



OASIS-BERCO.COM

Oasislinear

Linear Team Pod (Small)

\$30,835 (incl. freight*)

STANDARD FEATURES

Specs	Ext. 84" w x 59" d x 89" h
	Int. 79" w x 54" d x 83" h
Materials	Door: 35.375" w – Left Hand
	3/8" Rear Glass Wall
	Weight: 1,700 lbs.
	Aluminum Frame – 12 Powder Coat Colors*
Other	Exterior Panels – 12 Laminate or 24 Fabric Colors**
	Door Frame – 12 Powder Coat Colors**
Other	Interior – 24 Fabric Colors**
	Occupancy Sensor
	Enclosed Ceiling with Air Circulation Fan
	LED Ceiling Light Panel
	Power Source: 12-ft Corded 3-Prong UL Listed Plug
	Leveling Guides



OPTIONS

Seated Pedestal Table 20" w x 34" d x 29" h – 12 Laminate & 12 Powder Coat Colors	\$1,338
Standing Pedestal Table 20" w x 34" d x 42" h – 12 Laminate & 12 Powder Coat Colors**	\$1,420
Right Hand Door	\$0
Aeramax Pro AM2 Air Purifier	\$2,809
Electric – Table– or Sofa–Integrated "Cove" (2 Power + 2 USB)***	\$568
Electric – Table–Integrated "Wedge" (2 Power + 2 USB)***	\$442
Electric – Table–Integrated "Cove RJ" (2 Power + 2 USB + HDMI)***	\$644
Electric – Work Surface–Integrated "Air Charge" Wireless Charging Unit***	\$742
Sofa (each) – 1 Arm Return – 24 Fabric Colors**	\$3,185
Louvre Ceiling	\$2,575
Acoustic Lined Rear Wall – 12 Laminate or 12 Fabric Colors**	\$0
TV Wall Mount (non glass wall) – Up to 55" TV & 77 lbs.	\$97
15' HDMI Cable	\$49
Power Source Hard–Wired	Contact Factory

FABRIC USAGE (LINEAR YARD)

Exterior – Glass Rear Wall	10.5	Exterior – Fabric Rear Wall	15.75
Interior – Glass Rear Wall	10.1	Interior – Fabric Rear Wall	15.1
Sofa Seat (each)	2.2	Sofa Back (each)	1.1

*See p. 65 Terms & Conditions for Small Order and Crating Fees

**see finish pages for standard finish details

***table integrated power only recommended with rear acoustic lined wall



Intertek

OASIS-BERCO.COM

Oasislinear

Linear Team Pod (Large)

\$37,012 (incl. freight*)

STANDARD FEATURES

Specs	Ext. 84" w x 84" d x 89" h
	Int. 79" w x 79" d x 83" h
Materials	Door: 35.375" w – Left Hand
	3/8" Rear Glass Wall
	Weight: 2,000 lbs.
Other	Aluminum Frame – 12 Powder Coat Colors**
	Exterior Panels – 12 Laminate or 24 Fabric Colors**
	Door Frame – 12 Powder Coat Colors**
Other	Interior – 24 Fabric Colors*
	Occupancy Sensor
	Enclosed Ceiling with Air Circulation Fan
	LED Ceiling Light Panel
	Power Source: 12-ft Corded 3-Prong UL Listed Plug
Leveling Guides	



OPTIONS

Seated Pedestal Table 20" w x 59" d x 29" h – 12 Laminate & 12 Powder Coat Colors**	\$1,864
Standing Pedestal Table 20" w x 59" d x 42" h – 12 Laminate & 12 Powder Coat Colors**	\$1,950
Right Hand Door	\$0
Aeramax Pro AM2 Air Purifier	\$2,809
Electric – Table– or Sofa–Integrated "Cove" (2 Power + 2 USB)***	\$568
Electric – Table–Integrated "Wedge" (2 Power + 2 USB)***	\$442
Electric – Table–Integrated "Cove RJ" (2 Power + 2 USB + HDMI)***	\$644
Electric – Work Surface–Integrated "Air Charge" Wireless Charging Unit***	\$742
Sofa (each) – 1 Arm Return – 24 Fabric Colors*	\$4,660
Louvre Ceiling	\$3,803
Acoustic Lined Rear Wall – 12 Laminate or 12 Fabric Colors**	\$0
TV Wall Mount (non glass wall) – Up to 55" TV & 77 lbs.	\$97
15' HDMI Cable	\$49
Power Source Hard–Wired	Contact Factory

FABRIC USAGE (LINEAR YARD)

Exterior – Glass Rear Wall	10.5	Exterior – Fabric Rear Wall	15.75
Interior – Glass Rear Wall	10.1	Interior – Fabric Rear Wall	15.1
Sofa Seat (each)	2.8	Sofa Back (each)	1.1

*See p. 65 Terms & Conditions for Small Order and Crating Fees

**see finish pages for standard finish details

***table integrated power only recommended with rear acoustic lined wall



Intertek

OASIS-BERCO.COM

Oasislinear

Linear Team Booth

\$26,524 (incl. freight*)

STANDARD FEATURES

Specs	Ext. 96" w x 83" d x 89" h
	Int. 90" w x 79" d x 83" h
	Weight: 1,500 lbs.
Materials	Exterior Panels – 12 Laminate Colors**
	Door Frame – 12 Laminate Colors**
	Interior – 24 Fabric Colors*
Other	Occupancy Sensor
	Enclosed Ceiling
	LED Ceiling Light Panel
	Power Source: 12-ft Corded 3-Prong UL Listed Plug Leveling Guides



OPTIONS

Seated Laminated Work Surface 90" w x 24" d x 29" h – 12 Laminate Colors**	\$1,178
Standing Laminated Work Surface 90" w x 24" d x 42" h – 12 Laminate Colors**	\$1,178
Seated Pedestal Table 35" w x 72" d x 29" h – 12 Laminate & 12 Powder Coat Colors**	\$2,490
Seated Height Oak Frame Table 35" w x 72" d x 29" h – 12 Laminate & 7 Stain Colors**	\$2,447
Aeramax Pro AM2 Air Purifier	\$2,809
Electric – Table- or Sofa-Integrated "Cove" (2 Power + 2 USB)**	\$568
Electric – Table-Integrated "Wedge" (2 Power + 2 USB)**	\$442
Electric – Table-Integrated "Cove RJ" (2 Power + 2 USB + HDMI)**	\$644
Electric – Work Surface-Integrated "Air Charge" Wireless Charging Unit**	\$742
Sofa (each) – 1 Arm Return – 24 Fabric Colors*	\$4,658
Louvre Ceiling	\$4,049
Glass Rear Wall	\$1,472
Glass Side Wall (each)	\$688
TV Wall Mount (non glass wall) – Up to 55" TV & 77 lbs.	\$97
15' HDMI Cable	\$49
Power Source Hard-Wired	Contact Factory

FABRIC USAGE (LINEAR YARD)

Interior 15.5

ADA-COMPLIANT

- Dimensions meet minimum 5' turning radius for wheelchair
- 90" open front exceeds 32" wheelchair clearance guideline
- Select seated height wall-mounted work surface or table with one or both sides open for wheelchair seating

*See p. 65 Terms & Conditions for Small Order and Crating Fees

**see finish pages for standard finish details

***table integrated power only recommended with rear acoustic lined wall



Intertek

OASIS-BERCO.COM

Oasislinear

Privacy Options

LINEAR PHONE BOOTH

Double Sided Acid Etched (Velour Finish) Glass Door	\$924
Vinyl "Block Out" Stock Door Decal (Your Design, We Print, You Install)*	\$1,128
Lever Style Door Handle with Privacy Thumbturn	\$1,210

DUO & TEAM PODS

Double Sided Acid Etched (Velour Finish) Glass Front Wall (Door + 2 Adjacent Panels)	\$1,975
Vinyl "Block Out" Stock Front Wall Decals (Door + 2 Adjacent Panels, Your Design, We Print, You Install)*	\$2,404
Lever Style Door Handle with Privacy Thumbturn	\$1,962



Privacy Door Handle



Double Sided Acid Etched Glass

- Consistent finish and appearance on both sides of the glass
- Maintenance-friendly, resistant to fingerprints and staining
- Diffuses light, reduces glare, and minimizes reflection on both sides of glass
- Does not peel, scratch off, or discolor
- Soft, velour touch



Vinyl "Block Out" Stock Decals:Your Complete Privacy Solution

*Design, Printing, and Installation

1. We provide the sizing and print specifications to your graphic designer
2. You send us design files
3. We print and ship with your pod
4. Graphics must be installed on-site once the pod is fully assembled and leveled. This eliminates the risk of damage to the graphics during shipment, unpacking, and installation. In addition, in order for proper graphic/pattern matching between multiple glass panels, the pod must be assembled and leveled in your space before graphics are installed.

Oasislinear

Mother's Oasis Package

\$7,454* (incl. freight**)

AVAILABLE ON LINEAR TEAM POD (LARGE) OR LINEAR TEAM POD (SMALL)

Lever style door handle with privacy thumbturn inside

Vinyl "block out" stock door decal (Your Design, We Print, You Install)*

Mothers Room millwork package



Vinyl "Block Out" Stock Decals: Your Complete Privacy Solution

Privacy Door Handle

*Design, Printing, and Installation

1. We provide the sizing and print specifications to your graphic designer
2. You send us design files
3. We print and ship with your pod
4. Graphics must be installed on-site once the pod is fully assembled and leveled. This eliminates the risk of damage to the graphics during shipment, unpacking, and installation. In addition, in order for proper graphic/pattern matching between multiple glass panels, the pod must be assembled and leveled in your space before graphics are installed.

Mother's Oasis Millwork Package

- 7' countertop on back wall of unit with open spaces for mini fridge and chair
- Trash receptacle grommet + liner
- 24"w x 12"d storage cabinet
- Cove 2 power/2 USB
- Wood coat peg



*add to the list price of a Linear Team Pod Large or Small (pages 7-8 of this guide)

**See p. 65 Terms & Conditions for Small Order and Crating Fees



Oasissoft

Oasissoft

Soft Phone Booth \$17,216 (incl. freight*)

STANDARD FEATURES

Specs

Ext. 38" w x 38" d x 89" h
Int. 32" w x 32" d x 83" h
Door: 28.5" w – Left Hand
Weight: 800 lbs.

Materials

Exterior Panels – 24 Fabric Colors**
Door Frame – 12 Powder Coat Colors**
Interior – 24 Fabric Colors**

Other

Occupancy Sensor
Enclosed Ceiling with Air Circulation Fan
LED Ceiling Light Panel
Power Source: 12-ft Corded 3-Prong UL Listed Plug
Leveling Guides



OPTIONS

Standing Height Work Surface – 12 Laminate Colors*	\$628
Right Hand Door	\$0
Aeramax Pro AM2 Air Purifier	\$2,809
Electric – Wall Integrated "Cove" (2 Power + 2 USB)	\$568
Power Source Hard-Wired	Contact Factory

FABRIC USAGE (LINEAR YARD)

Exterior	5.25
Interior	5.25

*See p. 65 Terms & Conditions for Small Order and Crating Fees

**see finish pages for standard finish details



Intertek

OASIS-BERCO.COM

Oasissoft

Soft Social Booth \$12,917 (incl. freight*)

STANDARD FEATURES

Specs
Ext. 78" w x 48" d x 86" h
Int. 67" w x 48" d x 78" h
Choice of 3 roof styles: flat, radius, or peaked

Materials
Exterior Panels – 12 Laminate Colors**
Interior – 24 Fabric Colors**

Other
Cushioned wall panels with 2 built-in sofas
Enclosed Ceiling
Leveling Guides



OPTIONS

Rear wall	\$2,779
Freestanding 30" w x 46" d x 29" h pedestal table (for units WITHOUT rear wall)	\$1,700
Attached 30" w x 46" d x 29" h post leg table (for units WITH rear wall)	\$1,040
LED light strips (2) with motion sensor and 12' power cord	\$995
Electric – Sofa Integrated "Cove" (2 Power + 2 USB) with 12' power cord	\$568
TV Wall Mount (for units WITH rear wall, up to 55" TV and 77 lbs)	\$97
15' HDMI Cable	\$49

*See p. 65 Terms & Conditions for Small Order and Crating Fees

**see finish pages for standard finish details



Intertek

OASIS-BERCO.COM

Oasissoft

Soft Solo Hub (Small)

\$10,893 (incl. freight*)

STANDARD FEATURES

Materials/Other Specs

Ext. 61" w x 45" d x 55" h

Int. 55" w x 39" d x 55" h

Weight: 300 lbs.

Exterior Panels – 24 Fabric Colors**

Interior – 24 Fabric Colors**

Leveling Guides



OPTIONS

Seated Height Work Surface – 12 Laminate Colors**

\$563

Electric – Table-Integrated "Cove" (2 Power + 2 USB)

\$568

Electric – Table-Integrated "Wedge" (2 Power + 2 USB)

\$442

Electric – Work Surface-Integrated "Air Charge" Wireless Charging Unit

\$742

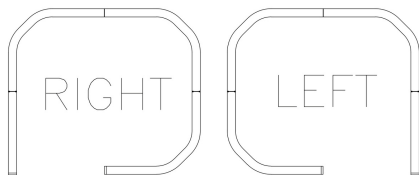
Power Source Hard-Wired

Contact Factory

FABRIC USAGE (LINEAR YARD)

Exterior & Trim 9.0

Interior 6.6



Choose right or left opening for your Soft Solo Hub

*See p. 65 Terms & Conditions for Small Order and Crating Fees

**see finish pages for standard finish details



Intertek

OASIS-BERCO.COM

Oasissoft

Soft Solo Hub (Large)

\$11,033 (incl. freight*)

STANDARD FEATURES

Specs
Ext. 61" w x 53" d x 55" h
Int. 55" w x 47" d x 55" h
Weight: 320 lbs.

Materials/Other
Exterior Panels – 24 Fabric Colors**
Interior – 24 Fabric Colors**
Leveling Guides

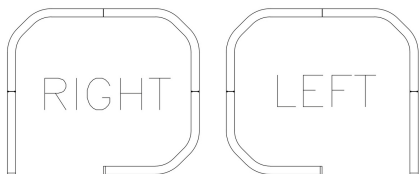


OPTIONS

Seated Height Work Surface – 12 Laminate Colors*	\$581
Electric – Table-Integrated "Cove" (2 Power + 2 USB)	\$568
Electric – Table-Integrated "Wedge" (2 Power + 2 USB)	\$442
Electric – Work Surface-Integrated "Air Charge" Wireless Charging Unit	\$742
Power Source Hard-Wired	Contact Factory

FABRIC USAGE (LINEAR YARD)

Exterior & Trim	9.0
Interior	6.6



Choose right or left opening for your Soft Solo Hub

*See p. 65 Terms & Conditions for Small Order and Crating Fees
**see finish pages for standard finish details



OASIS-BERCO.COM

Oasissoft

Soft Duo Hub \$12,825 (incl. freight*)

STANDARD FEATURES

Ext. 100" w x 45" d x 55" h
Int. 94" w x 39" d x 55" h
Weight: 400 lbs.

Exterior Panels – 24 Fabric Colors**
Interior – 24 Fabric Colors**
Leveling Guides



OPTIONS

Seated Height Pedestal Table 32" w x 39" d x 29" h – 12 Laminate & 12 Powder Coat Colors**	\$1,435
Seated Height Oak Frame Table 32" w x 39" d x 29" h – 12 Laminate & 7 Stain Colors**	\$2,053
Sofa (each) – Seated Height – 12 Fabric Colors**	\$2,301
Electric – Table- or Sofa-Integrated "Cove" (2 Power + 2 USB)	\$568
Electric – Table-Integrated "Wedge" (2 Power + 2 USB)	\$442
Electric – Table-Integrated "Cove RJ" (2 Power + 2 USB + HDMI)	\$644
Electric – Work Surface-Integrated "Air Charge" Wireless Charging Unit	\$742
TV Wall Mount – Up to 55" TV & 77 lbs.	\$97
15' HDMI Cable	\$49
Power Source Hard-Wired	Contact Factory

FABRIC USAGE (LINEAR YARD)

Exterior & Trim	10.6
Interior	8.2
Sofa Seat (each)	1.6
Sofa Back (each)	0.9

*See p. 65 Terms & Conditions for Small Order and Crating Fees

**see finish pages for standard finish details



Intertek

OASIS-BERCO.COM

Oasissoft

Soft Team Hub

\$13,475 (incl. freight*)

STANDARD FEATURES

Materials/Other Specs

Ext. 100" w x 61" d x 55" h

Int. 94" w x 55" d x 55" h

Weight: 425 lbs.

Exterior Panels – 24 Fabric Colors**

Interior – 24 Fabric Colors**

Leveling Guides



OPTIONS

Seated Height Pedestal Table 32" w x 55" d x 29" h – 12 Laminate & 12 Powder Coat Colors**	\$1,937
Seated Height Oak Frame Table 32" w x 55" d x 29" h – 12 Laminate & 7 Stain Colors**	\$2,104
Sofa (each) – Seated Height – 24 Fabric Colors**	\$3,184
Electric – Table- or Sofa-Integrated "Cove" (2 Power + 2 USB)	\$568
Electric – Table-Integrated "Wedge" (2 Power + 2 USB)	\$442
Electric – Table-Integrated "Cove RJ" (2 Power + 2 USB + HDMI)	\$644
Electric – Work Surface-Integrated "Air Charge" Wireless Charging Unit	\$742
TV Wall Mount – Up to 55" TV & 77 lbs.	\$98
15' HDMI Cable	\$49
Power Source Hard-Wired	Contact Factory

FABRIC USAGE (LINEAR YARD)

Exterior & Trim	10.6
Interior	8.2
Sofa Seat (each)	2.2
Sofa Back (each)	1.1

*See p. 65 Terms & Conditions for Small Order and Crating Fees


**see finish pages for standard finish details



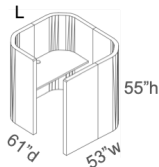
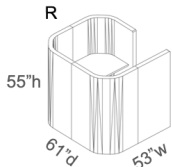
OASIS-BERCO.COM

Oasissoft

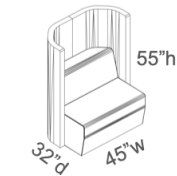
Soft Hub Clusters (incl. freight*)



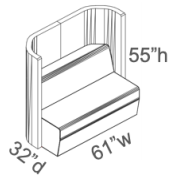
Individual Focus Hub* (includes seated height work surface).....\$11,614



Standalone Converge Modules

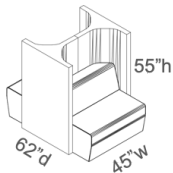


Small (seats 1).....\$6,435

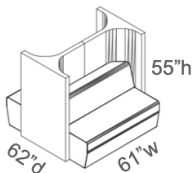


Large (seats 2).....\$7,570

Back-to-Back Converge Modules



Small (each sofa seats 1).....\$15,729



Large (each sofa seats 2).....\$18,505

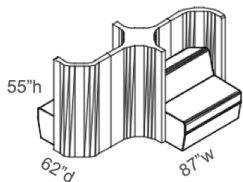


Intertek

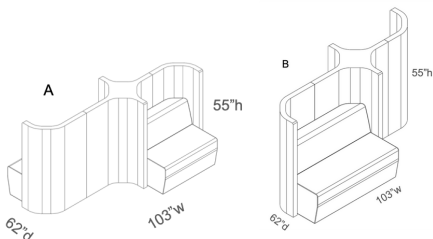
*See p. 65 Terms & Conditions for Small Order and Crating Fees

Soft Hub Clusters (incl. freight*)

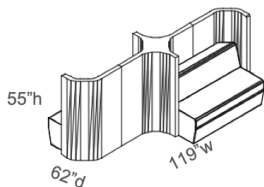
Side-by-Side Converge Modules



Small (each sofa seats 1).....\$17,302



Medium (one sofa seats 2, one sofa seats 2).....\$18,829



Large (each sofa seats 2).....\$20,547

Bridge Panels

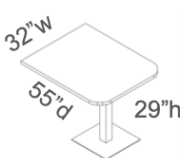


Small.....\$1,101

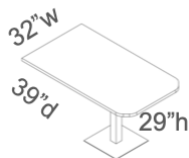


Large.....\$1,310

Pedestal Tables



Small.....\$1,434



Large.....\$1,937




Intertek

Soft Carousel \$17,602 (incl. freight*)

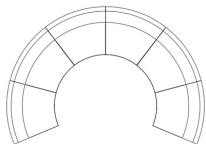
STANDARD FEATURES

Specs	115" w x 80" d x 55" h when 6 sections combined Total of 6 sections, each measuring 37.75" w x 29.5" d x 55" h
Materials	Seat Back Panels – 24 Fabric Colors** Seat Cushions – 24 Fabric Colors** Leveling Guides
Other	Order in one of 3 configurations (see below): OBBCAR1X6: (1) grouping of 6 sections joined together OBBCAR2X3: (2) groupings of 3 sections each joined together OBBCAR3X2: (3) groupings of 2 sections each joined together

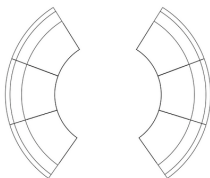


OPTIONS

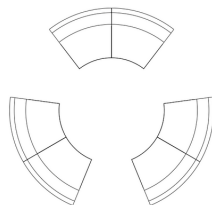
Seated Height Round Discus Table 60" diameter x 29" h – 12 Laminate & 12 Powder Coat Colors**	\$2,869
Electric – Table-Integrated "Cove" (2 Power + 2 USB)	\$568
Electric – Table-Integrated "Wedge" (2 Power + 2 USB)	\$442
Electric – Table-Integrated "Cove RJ" (2 Power + 2 USB + HDMI)	\$644
Electric – Work Surface-Integrated "Air Charge" Wireless Charging Unit	\$742



OBBCAR1X6



OBBCAR2X3



OBBCAR3X2

FABRIC USAGE (LINEAR YARD)

Back/Sides	5.0 PER SECTION	Back/Sides	30.0 FOR 6 SECTIONS
Seat	2.0 PER SECTION	Seat	12.0 FOR 6 SECTIONS

*See p. 65 Terms & Conditions for Small Order and Crating Fees

**see finish pages for standard finish details



Soft Duo Pod \$30,504 (incl. freight*)

STANDARD FEATURES

- Specs**
 - Ext. 112" w x 61" d x 89" h
 - Int. 106" w x 55" d x 83" h
 - Door: Right Hand – Slides Right
 - Weight: 1,800 lbs.
- Materials**
 - Exterior Panels – 24 Fabric Colors**
 - Interior – 24 Fabric Colors**
 - Door Frame – 12 Powder Coat Colors**
- Other**
 - Occupancy Sensor
 - Enclosed Ceiling with Air Circulation Fan
 - LED Ceiling Light Panel
 - Power Source: Corded 3-Prong UL Listed Plug
 - Leveling Guides



OPTIONS

Seated Height Pedestal Table 32" w x 39" d x 29" h – 12 Laminate & 12 Powder Coat Colors**	\$1,435
Standing Height Pedestal Table 32" w x 39" x x 42" h – 12 Laminate & 12 Powder Coat Colors**	\$1,520
Seated Height Oak Frame Table 32" w x 39" d x 29" h – 12 Laminate & 7 Stain Colors**	\$2,053
Standing Height Oak Frame Table 32" w x 39" d x 42" h – 12 Laminate & 7 Stain Colors**	\$2,207
Aeramax Pro AM2 Air Purifier	\$2,809
Electric – Table-Integrated "Cove" (2 Power + 2 USB)	\$568
Electric – Table-Integrated "Wedge" (2 Power + 2 USB)	\$442
Electric – Table-Integrated "Cove RJ" (2 Power + 2 USB + HDMI)	\$644
Electric – Work Surface-Integrated "Air Charge" Wireless Charging Unit	\$742
Louvre Ceiling	\$3,802
Door Left Hand – Slides Left	\$0
TV Wall Mount – Up to 55" TV & 77 lbs.	\$97
15' HDMI Cable	\$49
Power Source Hard Wired	Contact Factory

FABRIC USAGE (LINEAR YARD)

Exterior	18.4
Interior	18.4



*See p. 65 Terms & Conditions for Small Order and Crating Fees
 **see finish pages for standard finish details




Soft Team Pod (Small)

\$38,083 (incl. freight*)

STANDARD FEATURES

Specs	Ext. 112" w x 100" d x 89" h
	Int. 106" w x 94" d x 83" h
	Door: Right Hand – Slides Right Weight: 2,000 lbs.
Materials	Exterior Panels – 24 Fabric Colors**
	Interior – 24 Fabric Colors**
	Door Frame – 12 Powder Coat Colors**
Other	Occupancy Sensor
	Enclosed Ceiling with Air Circulation Fan
	LED Ceiling Light Panel
	Power Source: Corded 3-Prong UL Listed Plug Leveling Guides



OPTIONS

Seated Height Pedestal Table 32" w x 55" d x 29" h – 12 Laminate & 12 Powder Coat Colors**	\$1,937
Standing Height Pedestal Table 32" w x 55" x 42" h – 12 Laminate & 12 Powder Coat Colors**	\$2,023
Seated Height Oak Frame Table 32" w x 55" d x 29" h – 12 Laminate & 7 Stain Colors**	\$2,104
Standing Height Oak Frame Table 32" w x 55" d x 42" h – 12 Laminate & 7 Stain Colors**	\$2,298
Aeramax Pro AM2 Air Purifier	\$2,809
Electric – Table-Integrated "Cove" (2 Power + 2 USB)	\$568
Electric – Table-Integrated "Wedge" (2 Power + 2 USB)	\$442
Electric – Table-Integrated "Cove RJ" (2 Power + 2 USB + HDMI)	\$644
Electric – Work Surface-Integrated "Air Charge" Wireless Charging Unit	\$742
Louvre Ceiling	\$4,294
Door Left Hand – Slides Left	\$0
32" Glass Panel (L, R or Both) – priced each	\$491
TV Wall Mount – Up to 55" TV & 77 lbs.	\$97
15' HDMI Cable	\$49
Power Source Hard-Wired	Contact Factory

FABRIC USAGE (LINEAR YARD)

Exterior	18.4
Interior	18.4



*See p. 65 Terms & Conditions for Small Order and Crating Fees

**See finish pages for standard finish details

OASIS-BERCO.COM




Soft Team Pod (Large)

\$39,757 (incl. freight*)

STANDARD FEATURES

Specs	Ext. 120" w x 108" d x 89" h
	Int. 114" w x 102" d x 83" h
Materials	Door: Right Hand – Slides Right
	Weight: 2,200 lbs.
Other	Exterior Panels – 24 Fabric Colors**
	Interior – 24 Fabric Colors**
	Door Frame – 12 Powder Coat Colors**
Other	Occupancy Sensor
	Enclosed Ceiling with Air Circulation Fan
	LED Ceiling Light Panel
	Power Source: Corded 3-Prong UL Listed Plug
	Leveling Guides



OPTIONS

Seated Height Pedestal Table 32" w x 79" d x 29" h – 12 Laminate & 12 Powder Coat Colors**	\$2,490
Standing Height Pedestal Table 32" w x 79" x x 42" h – 12 Laminate & 12 Powder Coat Colors**	\$2,574
Seated Height Oak Frame Table 32" w x 79" d x 29" h – 12 Laminate* & 7 Stain Colors**	\$2,447
Standing Height Oak Frame Table 32" w x 79" d x 42" h – 12 Laminate & 7 Stain Colors**	\$2,697
Aeramax Pro AM2 Air Purifier	\$2,809
Electric – Table-Integrated "Cove" (2 Power + 2 USB)	\$568
Electric – Table-Integrated "Wedge" (2 Power + 2 USB)	\$442
Electric – Table-Integrated "Cove RJ" (2 Power + 2 USB + HDMI)	\$644
Electric – Work Surface-Integrated "Air Charge" Wireless Charging Unit	\$742
Louvre Ceiling	\$4,294
Door Left Hand – Slides Left	\$0
32" Glass Panel (L, R, or Both) – priced each	\$491
TV Wall Mount – Up to 55" TV & 77 lbs.	\$97
15' HDMI Cable	\$49
Power Source Hard-Wired	Contact Factory

FABRIC USAGE (LINEAR YARD)

Exterior	21.0
Interior	21.0



*See p. 65 Terms & Conditions for Small Order and Crating Fees
 **See finish pages for standard finish details



Soft Duo Booth \$24,700 (incl. freight*)

STANDARD FEATURES

Specs	Ext. 100" w x 45" d x 91" h
	Int. 94" w x 39" d x 85" h
	Weight: 750 lbs.
Materials	Exterior Panels – 24 Fabric Colors**
	Interior – 24 Fabric Colors**
Other	Louvre Ceiling
	Occupancy Sensor
	LED Ceiling Light Strip
	Power Source: Corded 3-Prong UL Listed Plug Leveling Guides



OPTIONS

Seated Height Pedestal Table 32" w x 39" d x 29" h – 12 Laminate & 12 Powder Coat Colors**	\$1,435
Standing Height Pedestal Table 32" w x 39" x 42" h – 12 Laminate & 12 Powder Coat Colors**	\$1,520
Seated Height Oak Frame Table 32" w x 39" d x 29" h – 12 Laminate & 7 Stain Colors**	\$2,053
Standing Height Oak Frame Table 32" w x 39" d x 42" h – 12 Laminate & 7 Stain Colors**	\$2,206
Sofa (each) – Seated Height – 24 Fabric Colors**	\$2,301
Aeramax Pro AM2 Air Purifier	\$2,809
Electric – Table–or Sofa–Integrated "Cove" (2 Power + 2 USB)	\$568
Electric – Table–Integrated "Wedge" (2 Power + 2 USB)	\$442
Electric – Table–Integrated "Cove RJ" (2 Power + 2 USB + HDMI)	\$644
Electric – Work Surface–Integrated "Air Charge" Wireless Charging Unit	\$742
Acoustic Enclosed Ceiling	\$0
TV Wall Mount – Up to 55" TV & 77 lbs.	\$97
15' HDMI Cable	\$49
Power Source Hard–Wired	Contact Factory

FABRIC USAGE (LINEAR YARD)

Exterior	13.2
Interior	13.2
Sofa Seat (each)	2.2
Sofa Back (each)	1.1



*See p. 65 Terms & Conditions for Small Order and Crating Fees

**See finish pages for standard finish details




Soft Team Booth (Small)

\$25,908 (incl. freight*)

STANDARD FEATURES

Specs	Ext. 100" w x 61" d x 91" h
	Int. 94" w x 55" d x 85" h
	Weight: 850 lbs.
Materials	Exterior Panels – 24 Fabric Colors**
	Interior – 24 Fabric Colors**
Other	Louvre Ceiling
	Occupancy Sensor
	LED Ceiling Light Strips
	Power Source: Corded 3-Prong UL Listed Plug
	Leveling Guides



OPTIONS

Seated Height Pedestal Table 32" w x 39" d x 29" h – 12 Laminate & 12 Powder Coat Colors**	\$1,435
Standing Height Pedestal Table 32" w x 39" x 42" h – 12 Laminate & 12 Powder Coat Colors**	\$1,520
Seated Height Oak Frame Table 32" w x 39" d x 29" h – 12 Laminate & 7 Stain Colors**	\$2,053
Standing Height Oak Frame Table 32" w x 39" d x 42" h – 12 Laminate & 7 Stain Colors**	\$2,207
Sofa (each) – Seated Height – 24 Fabric Colors**	\$3,185
Aeramax Pro AM2 Air Purifier	\$2,809
Electric – Table- or Sofa-Integrated "Cove" (2 Power + 2 USB)	\$568
Electric – Table-Integrated "Wedge" (2 Power + 2 USB)	\$442
Electric – Table-Integrated "Cove RJ" (2 Power + 2 USB + HDMI)	\$644
Electric – Work Surface-Integrated "Air Charge" Wireless Charging Unit	\$742
Acoustic Enclosed Ceiling	\$0
TV Wall Mount – Up to 55" TV & 77 lbs.	\$97
15' HDMI Cable	\$49
Power Source Hard Wired	Contact Factory

FABRIC USAGE (LINEAR YARD)

Exterior	13.2
Interior	13.2
Sofa Seat (each)	2.2
Sofa Back (each)	1.1



*See p. 65 Terms & Conditions for Small Order and Crating Fees

**See finish pages for standard finish details

OASIS-BERCO.COM




Soft Team Booth (Large)

\$30,547 (incl. freight*)

STANDARD FEATURES

Specs	Ext. 92" w x 92" d x 91" h
	Int. 86" w x 86" d x 85" h
	Weight: 980 lbs.
Materials	Exterior Panels – 24 Fabric Colors**
	Interior – 24 Fabric Colors**
Other	Louvre Ceiling
	Occupancy Sensor
	LED Ceiling Light Strips
	Power Source: Corded 3-Prong UL Listed Plug
	Leveling Guides



OPTIONS

Seated Height Pedestal Table 32" w x 55" d x 29" h – 12 Laminate & 12 Powder Coat Colors**	\$1,937
Standing Height Pedestal Table 32" w x 55" x x 42" h – 12 Laminate* & 12 Powder Coat Colors**	\$2,023
Seated Height Oak Frame Table 32" w x 55" d x 29" h – 12 Laminate & 7 Stain Colors**	\$2,104
Standing Height Oak Frame Table 32" w x 55" d x 42" h – 12 Laminate & 7 Stain Colors**	\$2,298
Sofa (each) – Seated Height – 24 Fabric Colors** (requires 24" wide table)	\$4,659
Aeramax Pro AM2 Air Purifier	\$2,809
Electric – Table- or Sofa-Integrated "Cove" (2 Power + 2 USB)	\$568
Electric – Table-Integrated "Wedge" (2 Power + 2 USB)	\$442
Electric – Table-Integrated "Cove RJ" (2 Power + 2 USB + HDMI)	\$644
Electric – Work Surface-Integrated "Air Charge" Wireless Charging Unit	\$742
Acoustic Enclosed Ceiling	\$0
32" w Glass Panel (L, R, or Both) priced each	\$491
TV Wall Mount – Up to 55" TV & 77 lbs.	\$97
15' HDMI Cable	\$49
Power Source Hard-Wired	Contact Factory

FABRIC USAGE (LINEAR YARD)

Exterior	18.4
Interior	18.4
Sofa Seat (each)	2.2
Sofa Back (each)	1.1

ADA-COMPLIANT

- Dimensions meet minimum 5' turning radius for wheelchair
- 54.5" open doorway exceeds 32" wheelchair clearance guideline
- ADA-compliant furnishings are available (ask Customer Service for assistance)



*See p. 65 Terms & Conditions for Small Order and Crating Fees

**See finish pages for standard finish details

Architecture Canopies (all prices include freight*)

Oasis Soft Pod Canopies

Duo Pod (Side).....\$2,566 (48" w x 39" l)

Team Pod Small (Side).....\$4,479 (79" w x 39" l)

Team Pod Large (Side).....\$4,969 (87" w x 89" l)

Oasis Soft Booth Canopies

Duo Booth (Side).....\$2,597 (32" w x 39" l)

Duo Booth (Back).....\$4,969 (87" w x 39" l)

Team Booth Small (Side).....\$3,143 (48" w x 39" l)

Team Booth Small (Back).....\$4,969 (87" w x 39" l)

Team Booth Large (Side).....\$4,694 (79" w x 39" l)

Team Booth Large (Back).....\$4,694 (79" w x 39" l)



Architecture Bridges (all prices include freight*)

Oasis Soft Pod to Soft Pod Bridges

- Duo Pod: Duo Pod (Side:Side).....\$
- Duo Pod:Duo Pod (Front:Front).....\$
- Duo Pod:Duo Pod (Front:Back).....\$
- Duo Pod:Team Pod Small (Front:Front).....\$
- Team Pod Small:Team Pod Small (Side:Side).....\$7,076
- Team Pod Small:Team Pod Small (Front:Front).....\$
- Team Pod Small:Team Pod Small (Front:Back).....\$
- Team Pod Large:Team Pod Large (Side:Side).....\$7,273
- Team Pod Large:Team Pod Large (Front:Front).....\$
- Team Pod Large:Team Pod Large (Front:Back).....\$



Oasis Soft Booth to Soft Booth Bridges

- Duo Booth:Duo Booth (Front:Front).....\$7,564
- Duo Booth:Duo Booth (Back:Back).....\$7,564
- Duo Booth: Duo Booth (Front: Back).....\$7,564
- Duo Booth:Team Booth Small (Front:Front).....\$7,564
- Team Booth Small:Team Booth Small (Front:Front).....\$7,564
- Team Booth Small:Team Booth Small (Back:Back).....\$7,564
- Team Booth Small:Team Booth Small (Front:Back).....\$7,564
- Team Booth Large:Team Booth Large (Side:Side).....\$7,076
- Team Booth Large:Team Booth Large (Front:Front).....\$7,076
- Team Booth Large:Team Booth Large (Side:Side*).....\$



Oasis Soft Pod to Soft Booth Bridges

- Duo Pod:Team Booth Small (Side:Side).....\$
- Team Pod Small:Team Booth Small (Back:Side).....\$
- Team Pod Small:Team Booth Large (Side:Side).....\$7,076
- Team Pod Large:Team Booth Small (Side:Front).....\$7,564



*with door openings in opposite directions

Oasissoft

Oasis FreeStyle \$44,308 (incl. freight*)

STANDARD FEATURES

Ext. 86" w x 40" d x 75" h

Choose from 12 upgraded fabric colors for exterior panels and cushioned seat and layered back rest

Louvre Ceiling

26" x 26" pedestal table

Carpeted base

Choose static or hand brake controlled locking casters



OPTIONS

Acoustic Enclosed Ceiling with 3 adjustable LED Light Strips, table-located controls, and wall plug

\$3,792

Battery pack for Mobile units: lights only (enclosed ceiling)

\$3,204

Battery pack for Mobile units: lights & table power

\$4,491

Purchase 6+ Units

discount available; CONTACT FACTORY

Additional options for mobile power and USB are available...CONTACT FACTORY for details



STANDARD FABRICS



Apt



Engage




Gather



Global



Group



Hook



Integrate



Lateral



Level



Likeness



Pair



Support

*See p. 65 Terms & Conditions for Small Order and Crating Fees

OASIS-BERCO.COM

Oasiscollection

Furniture & Options

Oasiscollection

Furniture Options

PEDESTAL TABLE**

- 3/8" thick steel plate base with 10.5mm corner radius
- Base plate 17" or 22" square depending on Oasis unit size
- 3" square tube column with 9" square flat top plate to attach table top
- Tops individually sized for each Oasis unit
- Seated or standing height
- 12 standard powder coat colors*
- 12 standard laminate top colors*
- Power/USB available in top



OAK FRAME TABLE**

- Tapered splayed wood legs
- Table attaches to wall of unit
- Tops individually sized for each Oasis unit
- Table top corners rounded to mimic curve of Oasis unit
- Seated or standing height
- 7 standard stain colors for legs
- 12 standard laminate top colors*
- Power/USB available in top
- See separate page for freestanding wood frame table sizes and pricing



WORK SURFACE**

- Seated & Standing Heights
- 12 Standard Laminates*



WOOD STAINS



*see finish pages for standard finish details

**style may vary from picture shown by Booth/Pod Series

Oasiscollection

Furniture Options (continued)

SOFA**

- Sleek, Ergonomic Low Back
- High density foam for firm, but comfortable seat and long life
- 11" foam back with 1 arm return
- Optional power available in base
- Sizes vary based on size of Oasis unit
- 12 Standard Fabrics*



*see finish pages for standard finish details

**style may vary from picture shown by Booth/Pod Series

OASIS-BERCO.COM


Oasiscollection

Furniture Options (continued)

FREE STANDING OAK FRAME TABLES*

	Seated Height (29")	Counter Height (36")	Bar Height (42")
30 x 42	\$2,115	\$2,180	\$2,244
30 x 54	\$2,295	\$2,359	\$2,424
30 x 60	\$2,385	\$2,449	\$2,513
30 x 72	\$2,413	\$2,478	\$2,542
30 x 80	\$2,735	\$2,800	\$2,862

STANDARD WOOD STAINS (Table Base)



*Prices include table top in Standard Laminate.
See finish page for options.

OASIS-BERCO.COM

Oasiscollection

Electrical Options

COVE ELECTRICAL UNIT

- 2 Power + 2 USB
- Colors: White, Black or Silver
- Suitable for work surfaces, tables and sofas



COVE RJ ELECTRICAL UNIT

- 2 Power + 2 USB + HDMI
- Colors: White, Black or Silver
- Suitable for tables



WEDGE ELECTRICAL UNIT

- 2 Power + 2 USB
- Colors: White, Black or Silver
- Suitable for tables



AIRCHARGE WIRELESS CHARGING UNIT

- Compatible with all Qi rated devices and smartphones
- Includes steel mounting plate and screws to secure grommet in place for added security
- Colors: White, Black or Silver



*see finish pages for standard finish details

**style may vary from picture shown by Booth/Pod Series

Oasiscollection

TV Options

TV WALL MOUNT

- Up To 55" TV's
- 77 lb. weight maximum
- Cannot be attached to glass walls
- Bracket dimensions 18.3"w x 6.7"h



HDMI CABLE

- 15' Long
- HDMI to HDMI plug ends




*see finish pages for standard finish details

**style may vary from picture shown by Booth/Pod Series


OASIS-BERCO.COM

Oasiscollection


Standard Fabrics



Standard Laminates



Standard Powder Coats



COM and Specialty Fabrics are possible on Oasis Berco units with some qualifications

- Fabric must be appropriate for vertical application
- Polyester or wool, woven fabrics
- Wool/felt texture provides best sound absorption
- Soft feel
- Must have backing
- 15/16 oz. per linear yard weight works best
- Patterns matched where possible
- Minimum 54" wide roll
- Sample must be submitted for approval at time of quote
- Oasis Soft units require foam-backed fabric. Minimums will apply

ETL INTERTEK LISTING



The vast majority of Oasis Berco units are ETL/Intertek Listed, demonstrating compliance to UL STD 962 and CSA STD C22.2 #9.0.

This certification has been earned through rigorous independent testing and follow up inspections by an NRTL (Nationally Recognized Testing Laboratory). These tests and inspections are identical to those done by competing certification marks (UL, CSA, and others). The ETL Intertek lab is accredited by the same organizations, agencies, and regulatory bodies as UL.

ETL (Electrical Testing Labs) was founded by Thomas Alva Edison in 1896 and has a long history of providing assurance to consumers through product performance and safety testing.

Inspectors, code officials, and Authorities Having Jurisdiction all recognize the ETL Mark as proof of product compliance throughout North America.

If you have any questions about the ETL Intertek Mark, don't hesitate to contact your Oasis Berco Sales Representative or sales@oasis-berco.com

SEISMIC

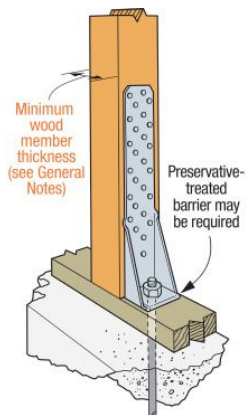
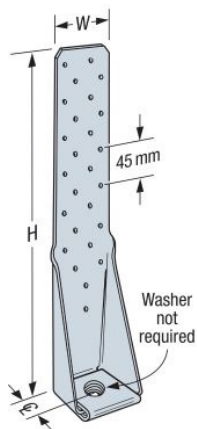


If required, Oasis Berco units can be fixed to the floor with tension ties. Ties will be attached to the unit in all 4 corners and, in larger units, at the center of each wall. Anchor bolts (specified by a local architect based on floor type and local code) are used by the installation team to bolt the unit to the floor.

The tension ties used have been evaluated for compliance to numerous building codes and regulations. They have also been approved by a variety of municipalities, including Los Angeles, CA. Evaluation Reports available upon request.

The cost to add the Seismic Kit to an Oasis Berco pod, booth, or hub is \$350 (list price).

Your architect should review all materials related to the Oasis Berco seismic kit for compliance to local codes. If your municipality requires a different solution, contact Customer Service and provide specific details as to what is required to secure the pod, booth, or hub, and we will explore a custom solution for you.



SUSTAINABILITY



At Oasis Berco, we are committed to reducing our impact on the environment by manufacturing our products using recyclable and sustainable materials when viable and acceptable to our customers.

Unlike many of its competitors, Oasis Berco products are made in the US, largely from US materials, reducing the carbon emissions associated with transportation throughout the manufacturing and distribution process.

Oasis Berco uses wood as its primary component. Wood is 100% natural, renewable, biodegradable, and carbon negative. The wood used in Oasis Berco products is purchased from known, legal, and well-managed sustainable forests. The wood used in Oasis Berco products complies with California Phase 2, the most stringent regulation for formaldehyde emission from wood products. Certificates available upon request.

Glass is another key component of many Oasis Berco units (Phone Booths and Pods). Glass is made from readily-available domestic materials, including sand, soda ash, limestone, and "cullet," the industry term for furnace-ready recycled glass.

All laminates used in the production of Oasis Berco units and work surfaces have GreenGuard certification.

The acoustic fleece ceiling material used in Oasis Phone Booths, Pods, and Booths is manufactured in a zero-waste process from recycled materials.

Oasis Berco products are free from perfluorinated compounds. Only trace amounts of formaldehyde can be found in particle board, plywood, and laminate. Certificates available upon request.

The aluminum used in Oasis Linear products is 100% recyclable. We recycle all aluminum scrap.

Paints used in powder coating are certified to be of low VOC content. They emit no hazardous air pollutants (HAP), or noxious fumes when exposed to fire NFPA 704 Health = 1, Fire =1, Reactivity =0. Negative-impact materials used in finishing products are collected appropriately and turned over to environmental professionals who safely and effectively handle their disposal or reuse.

The corrugated cardboard material and containers used in packaging and transporting our Phone Booths, Pods, and Hubs, are made with a minimum of 35% recycled material.

We make efforts to ensure similar standards of care for the environment on the part of our vendor partners.

ACCESSIBILITY



Oasis Berco is proud to offer the most accessible Phone Booths, Pods, and Booths in the category.

- Oasis Berco units have no threshold, step, or “lip” providing barrier to entry. Most competitors’ units require users to step over a threshold, some as tall as 4”, making entry by persons with wheelchairs, walkers, canes, or other mobility devices difficult or even impossible without the addition of a ramp.
- Oasis Berco offers the widest range of Booth and Pod sizes, as well as the greatest ability to customize its units and furnishings, making compliance with ADA standards more feasible.

The following Oasis Berco units comply with ADA standards with appropriate furniture selections (additional client-supplied furniture configurations may also meet ADA guidelines):

Unit	Unit Dimensions*	Door Opening**	Furniture
Linear Team Pod (Large)	79”w x 79”d	32” clear opening	Acoustic fabric-lined rear wall with wall-mounted seated height work surface
Linear Team Booth	90”w x 79”d	90” open front	Seated height wall-mounted work surface on back wall
Soft Team Pod (Small)	112”w x 100”d	32” clear opening	60”w x 20”d seated height flip-top table on rear wall
Soft Team Pod (Large)	120”w x 108”d	32” clear opening	32”w x 42”d seated height pedestal table mounted to rear wall
Soft Team Booth (Large)	90”w x 79”d	70” door opening	50”w x 20”d seated height flip top table mounted to rear wall

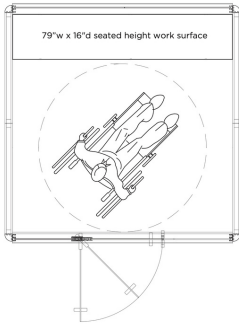
*ADA requires 5’ turning circle for wheelchairs

**ADA requires 32” clear door opening for wheelchairs

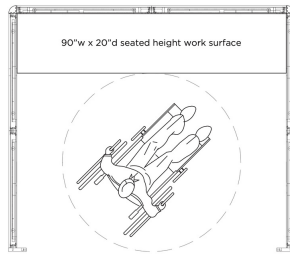
ACCESSIBILITY



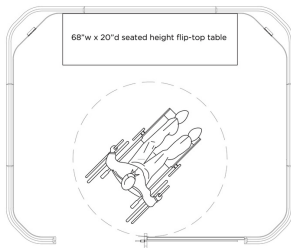
Linear Team Pod (Large)



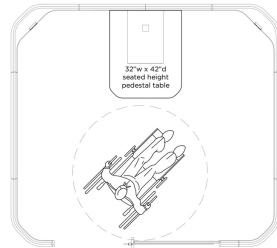
Linear Team Booth



Soft Team Pod (Small)



Soft Team Pod (Large)



Soft Team Booth (Large)

