

NOTICE TO AUTHORIZED USERS OF AWARD #23295 - Furniture, All Types (Except Hospital Room and Patient Handling)

This pricelist/catalog **may** contain items that are not within the Scope of the Contract Award and/or not within this Contractors approved furniture Categories. All Authorized Users are strongly encouraged to review the Scope of the Award and the Contractors Category Matrix prior to selecting items for purchase under the Contract. Per Solicitation Section 4.5 (D) - Procurement Instructions for Authorized Users: When placing orders under this Award, the Authorized User should follow and be familiar with the terms and conditions governing the Contract and are responsible for determining that the product(s) they intend to purchase fit within the scope of the Award.

References to other government contracts that may be included in a Contractor's pricelist/catalog, including any additional terms or conditions, are void under the OGS Award and should be disregarded. Only OGS' Terms and Conditions, including those within a Contractor's posted Contractor Information and Supplemental Information sheet, are valid under the Contract.

Additionally, Authorized Users are reminded that where discrepancies exist between Price List documents, the lowest price shall prevail (see Section 5.3 Price).

All orders must be placed with the Contractor, or the Contractor's OGS approved Authorized Reseller listed on the OGS website under the Award. Orders placed with a reseller not approved by OGS are not considered contract orders and therefore are not subject to the same terms and conditions of the OGS Award.

Authorized Users should contact the OGS Contract Manager listed on the Award with any questions pertaining to this pricelist/catalog.

NYS Price List Effective 2/7/24



How to Order Lecture Hall Tables

Email the below information to: Sales@Hi5Furniture.com

1. Project Name
2. Who specified the tables
3. CAD file of proposed layout (PDF is acceptable for quote if dimensions of tables are called out)
4. Number of Seats per rooms
5. Height of each row of tables: 29" Seated | 36" Café | 42" Bar
6. Power Requirements, if any 1 outlet per person | 1 outlet and 1 USB per person
7. ADA requirements, if any
8. Other requirements Metal modesty panels; premium laminate finishes
9. Which Budget category: \$20k - \$50k | \$50k - \$150k | \$150k-\$250k | \$250k+
10. City and State of installation
11. Estimated timeframe of installation
12. Date and time the quote is needed

NOTE:

Code Requirements - Compliance with the required local and national building and safety codes is the sole responsibility of the Owner/Architect/Contractor. Shop drawings are based on code requirements for assembly seating as found in IBC (International Building Code). Code information above is offered for informational purposes only and strictly as a courtesy to the Owner/Architect/Contractor. This is in no way an assumption of duty on the part of Hi5 Furniture, Inc. relative to code interpretation and compliance. Hi5 Furniture, Inc. personnel are not trained for, nor are they experts at code compliance or interpretation.

Hi5 Furniture is not responsible for:

- Providing field measurements and verifications, unless hired to provide a 3D scan.
- Finish verifications.
- Coordinating schedule of product delivery and install.
- Storage fees if product is delayed after manufacturing is complete.
- Proper receiving and inspection of product.
- Retrieving addendum from the CG and emailing lecture hall specific information to Hi5.
- Product installation.

Statement of Line



Round Top
29" high



Round Top
36" high



Round Top
42" high



Square Top
29" high



Square Top
36" high



Square Top
42" high



Rectangle Top
29" high



Rectangle Top
36" high

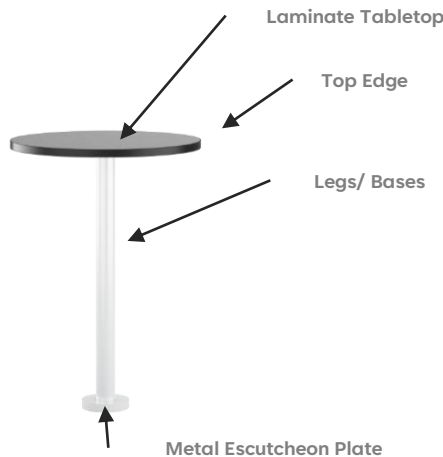


Rectangle Top
42" high

Email PO to Sales@Hi5Furniture.com

LIST PRICE

STEP 1	List Model Code of Table	AX 3042 RD.L3	\$1,370
STEP 2	List Options		\$ 0
			\$1,370 List Price Per Table
STEP 3	List Finishes		
	Top Laminate Name & Number: WA Designer White D354-60		
	Top Edge Color: Designer White		
	Bases Color: Black [BK]		
STEP 4	List the Quantity of Tables	Qty. 10	x 10
			\$13,700 Total List Price



Rectangle Tables



W x L	HEIGHT	MODEL CODE	LIST PRICE
18 x 24	29	AX 182429 RE.L3 - 2	1,150
18 x 24	36	AX 182436 RE.L3 - 2	1,330
18 x 24	42	AX 182442 RE.L3 - 2	1,330
18 x 30	29	AX 183029 RE.L3 - 2	1,210
18 x 30	36	AX 183036 RE.L3 - 2	1,390
18 x 30	42	AX 183042 RE.L3 - 2	1,390
18 x 36	29	AX 183629 RE.L3 - 2	1,240
18 x 36	36	AX 183636 RE.L3 - 2	1,420
18 x 36	42	AX 183642 RE.L3 - 2	1,420
18 x 42	29	AX 184229 RE.L3 - 2	1,910
18 x 42	36	AX 184236 RE.L3 - 2	2,270
18 x 42	42	AX 184242 RE.L3 - 2	2,270
18 x 48	29	AX 184829 RE.L3 - 2	1,910
18 x 48	36	AX 184836 RE.L3 - 2	2,270
18 x 48	42	AX 184842 RE.L3 - 2	2,270
18 x 60	29	AX 186029 RE.L3 - 2	2,020
18 x 60	36	AX 186036 RE.L3 - 2	2,380
18 x 60	42	AX 186042 RE.L3 - 2	2,380
18 x 66	29	AX 186629 RE.L3 - 2	2,090
18 x 66	36	AX 186636 RE.L3 - 2	2,450
18 x 66	42	AX 186642 RE.L3 - 2	2,450
18 x 72	29	AX 187229 RE.L3 - 2	2,100
18 x 72	36	AX 187236 RE.L3 - 2	2,460
18 x 72	42	AX 187242 RE.L3 - 2	2,460
18 x 84	29	AX 188429 RE.L3 - 2	2,420
18 x 84	36	AX 188436 RE.L3 - 2	2,780
18 x 84	42	AX 188442 RE.L3 - 2	2,780
18 x 96	29	AX 189629 RE.L3 - 2	2,460
18 x 96	36	AX 189636 RE.L3 - 2	2,820
18 x 96	42	AX 189642 RE.L3 - 2	2,820
18 x 108	29	AX 1810829 RE.L3 - 2	3,280
18 x 108	36	AX 1810836 RE.L3 - 2	3,830
18 x 108	42	AX 1810842 RE.L3 - 2	3,830
18 x 120	29	AX 1812029 RE.L3 - 2	3,290
18 x 120	36	AX 1812036 RE.L3 - 2	3,840
18 x 120	42	AX 1812042 RE.L3 - 2	3,840

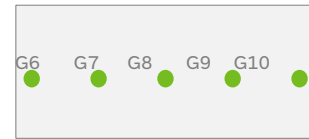

NOTE: Base mounting hardware is not provided by Hi5

To Order, Specify:

1. List Model Code

2. Options (list in alphabetical order):

GB Non-Powered Grommet (Black), add \$40 list each
 GS Non-Powered Grommet (Silver), add \$40 list each
 Select Location Code



WB Wire Management holes in base, add \$100 list each

3. Finishes

Laminate Color:
 Top Edge Color:
 Base Color:

4. Quantity of Tables

Rectangle Tables



W x L	HEIGHT	MODEL CODE	LIST PRICE
24 x 30	29	AX 243029 RE.L3 - 2	1,250
24 x 30	36	AX 243036 RE.L3 - 2	1,430
24 x 30	42	AX 243042 RE.L3 - 2	1,430
24 x 36	29	AX 243629 RE.L3 - 2	1,320
24 x 36	36	AX 243636 RE.L3 - 2	1,500
24 x 36	42	AX 243642 RE.L3 - 2	1,500
24 x 42	29	AX 244229 RE.L3 - 2	1,970
24 x 42	36	AX 244236 RE.L3 - 2	2,330
24 x 42	42	AX 244242 RE.L3 - 2	2,330
24 x 48	29	AX 244829 RE.L3 - 2	1,980
24 x 48	36	AX 244839 RE.L3 - 2	2,340
24 x 48	42	AX 244842 RE.L3 - 2	2,340
24 x 60	29	AX 246029 RE.L3 - 2	2,090
24 x 60	36	AX 246036 RE.L3 - 2	2,450
24 x 60	42	AX 246042 RE.L3 - 2	2,450
24 x 66	29	AX 246629 RE.L3 - 2	2,200
24 x 66	36	AX 246636 RE.L3 - 2	2,560
24 x 66	42	AX 246642 RE.L3 - 2	2,560
24 x 72	29	AX 247229 RE.L3 - 2	2,210
24 x 72	36	AX 247236 RE.L3 - 2	2,570
24 x 72	42	AX 247242 RE.L3 - 2	2,570
24 x 84	29	AX 248429 RE.L3 - 2	2,560
24 x 84	36	AX 248436 RE.L3 - 2	2,920
24 x 84	42	AX 248442 RE.L3 - 2	2,920
24 x 96	29	AX 249629 RE.L3 - 2	2,570
24 x 96	36	AX 249636 RE.L3 - 2	2,930
24 x 96	42	AX 249642 RE.L3 - 2	2,930
24 x 108	29	AX 2410829 RE.L3 - 2	3,320
24 x 108	36	AX 2410836 RE.L3 - 2	3,860
24 x 108	42	AX 2410842 RE.L3 - 2	3,860
24 x 120	29	AX 2412029 RE.L3 - 2	3,350
24 x 120	36	AX 2412036 RE.L3 - 2	3,890
24 x 120	42	AX 2412042 RE.L3 - 2	3,890

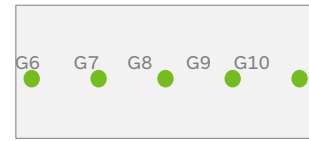

NOTE: Base mounting hardware is not provided by Hi5

To Order, Specify:

1. List Model Code

2. **2** Options (list in alphabetical order):

GB Non-Powered Grommet (Black), add \$40 list each
 GS Non-Powered Grommet (Silver), add \$40 list each
 Select Location Code



WB Wire Management holes in base, add \$100 list each

3. Finishes

Laminate Color:
 Top Edge Color:
 Base Color:

4. Quantity of Tables

Rectangle Tables



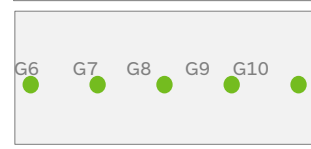

W x L	HEIGHT	MODEL CODE	LIST PRICE
30 x 36	29	AX 303629 RE.L3 - ②	1,380
30 x 36	36	AX 303636 RE.L3 - ②	1,560
30 x 36	42	AX 303642 RE.L3 - ②	1,560
30 x 42	29	AX 304229 RE.L3 - ②	2,060
30 x 42	36	AX 304236 RE.L3 - ②	2,440
30 x 42	42	AX 304242 RE.L3 - ②	2,440
30 x 48	29	AX 304829 RE.L3 - ②	2,090
30 x 48	36	AX 304836 RE.L3 - ②	2,450
30 x 48	42	AX 304842 RE.L3 - ②	2,450
30 x 60	29	AX 306029 RE.L3 - ②	2,210
30 x 60	36	AX 306036 RE.L3 - ②	2,570
30 x 60	42	AX 306042 RE.L3 - ②	2,570
30 x 66	29	AX 306629 RE.L3 - ②	2,320
30 x 66	36	AX 306636 RE.L3 - ②	2,680
30 x 66	42	AX 306642 RE.L3 - ②	2,680
30 x 72	29	AX 307229 RE.L3 - ②	2,330
30 x 72	36	AX 307236 RE.L3 - ②	2,690
30 x 72	42	AX 307242 RE.L3 - ②	2,690
30 x 84	29	AX 308429 RE.L3 - ②	2,720
30 x 84	36	AX 308436 RE.L3 - ②	3,100
30 x 84	42	AX 308442 RE.L3 - ②	3,100
30 x 96	29	AX 309629 RE.L3 - ②	2,760
30 x 96	36	AX 309636 RE.L3 - ②	3,120
30 x 96	42	AX 309642 RE.L3 - ②	3,120
30 x 108	29	AX 3010829 RE.L3 - ②	3,550
30 x 108	36	AX 3010836 RE.L3 - ②	4,090
30 x 108	42	AX 3010842 RE.L3 - ②	4,090
30 x 120	29	AX 3012029 RE.L3 - ②	3,580
30 x 120	36	AX 3012036 RE.L3 - ②	4,120
30 x 120	42	AX 3012042 RE.L3 - ②	4,120

NOTE: Base mounting hardware is not provided by Hi5

To Order, Specify:

- List Model Code
- 2** Options (list in alphabetical order):

GB Non-Powered Grommet (Black), add \$40 list each
 GS Non-Powered Grommet (Silver), add \$40 list each
 Select Location Code



WB Wire Management holes in base, add \$100 list each

- Finishes
 Laminate Color:
 Top Edge Color:
 Base Color:
- Quantity of Tables

Round + Square Tables



DIAMETER X HEIGHT	MODEL CODE	LIST PRICE
18 29	AX 1829 RD.L3 - ②	1,130
18 36	AX 1836 RD.L3 - ②	1,280
18 42	AX 1842 RD.L3 - ②	1,300
24 29	AX 2429 RD.L3 - ②	1,140
24 36	AX 2436 RD.L3 - ②	1,290
24 42	AX 2442 RD.L3 - ②	1,300
30 29	AX 3029 RD.L3 - ②	1,220
30 36	AX 3036 RD.L3 - ②	1,370
30 42	AX 3042 RD.L3 - ②	1,400

NOTE: Base mounting hardware is not provided by Hi5



L x W	Height	MODEL CODE	LIST PRICE
18 x 18	29	AX 181829 SQ.L3 - ②	990
18 x 18	36	AX 181836 SQ.L3 - ②	1,140
18 x 18	42	AX 181842 SQ.L3 - ②	1,150
24 x 24	29	AX 242429 SQ.L3 - ②	1,000
24 x 24	36	AX 242436 SQ.L3 - ②	1,150
24 x 24	42	AX 242442 SQ.L3 - ②	1,160
30 x 30	29	AX 303029 SQ.L3 - ②	1,100
30 x 30	36	AX 303036 SQ.L3 - ②	1,250
30 x 30	42	AX 303042 SQ.L3 - ②	1,260

NOTE: Base mounting hardware is not provided by Hi5

To Order, Specify:

1. List Model Code

2. ② Options (list in alphabetical order):

- GB Non-Powered Grommet (Black), add \$40 list each
- GS Non-Powered Grommet (Silver), add \$40 list each
- WB Wire Management holes in base, add \$100 list each

3. Finishes

- Laminate Color:
- Top Edge Color:
- Base Color:

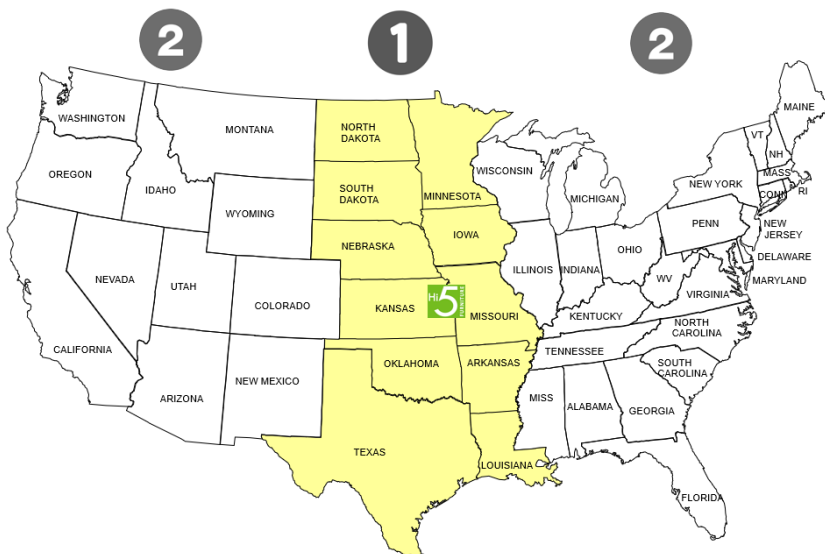
4. Quantity of Tables

ARLINGTON PRICE BOOK

Effective 03/01/2023



Freight Program



Yellow - Zone 1 Prepaid Freight on orders over \$3000 NET
Orders under \$3000 NET - Add \$300 NET to order

White - Zone 2 Prepaid Freight on orders over \$6000 NET
Orders under \$6000 NET - Add \$600 NET to order

ARLINGTON TABLES

Statement of Line



Rectangle Top
Laminate Top
Levelers



Rectangle Top
Laminate Top
Casters



Rectangle Top
Steel Top
Levelers



Rectangle Top
Steel Top
Casters



Trapezoid Top
Laminate Top
Levelers



Trapezoid Top
Laminate Top
Casters



Trapezoid Top
Steel Top
Levelers



Trapezoid Top
Steel Top
Casters



Guitar Pick Top
Laminate Top
Levelers



Guitar Pick Top
Laminate Top
Casters



Guitar Pick Top
Steel Top
Levelers

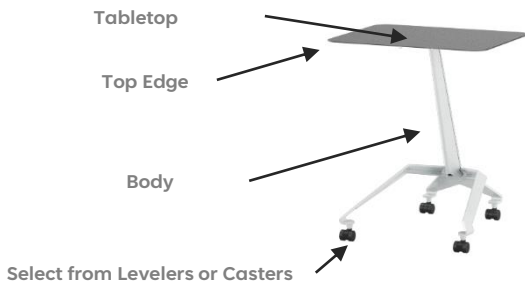


Guitar Pick Top
Steel Top
Casters

Email PO to Sales@Hi5Furniture.com

LIST PRICE

STEP 1	List Model Code of Table	AN 182427 SR.L73	\$1,700
STEP 2	List Options	HOOK	\$ 20
			\$1,720 List Price Per Table
STEP 3	List Finishes		
	Top Laminate Name & Number	WA Designer White D354-60	
	Top Edge Color	Designer White	
	Metal Color	Black [BK]	
STEP 4	List the Quantity of Tables	Qty. 30	x 30
			<u>51,600.00</u> Total List Price



Laptop Tables



APPROXIMATE 25" HIGH MODELS

L	x	W	x	H	SHAPE	MATERIAL	MODEL CODE	LIST PRICE
24	18	24.5	Levelers	Guitar Pick	HPL	AR 182425 GP.L73	1,700	
				Guitar Pick	Steel	AR 182425 GP.ST	1,700	
				Rectangle	HPL	AR 182425 SR.L73	1,700	
				Rectangle	Steel	AR 182425 SR.ST	1,700	
				Trapezoid	HPL	AR 182425 ST.L73	1,700	
				Trapezoid	Steel	AR 182425 ST.ST	1,700	
		25.5	Casters	Guitar Pick	HPL	AR 182425 GP.L73-CS	1,850	
				Guitar Pick	Steel	AR 182425 GP.ST-CS	1,850	
				Rectangle	HPL	AR 182425 SR.L73-CS	1,850	
				Rectangle	Steel	AR 182425 SR.ST-CS	1,850	
				Trapezoid	HPL	AR 182425 ST.L73-CS	1,850	
				Trapezoid	Steel	AR 182425 ST.ST-CS	1,850	

APPROXIMATE 27" HIGH MODELS

L	x	W	x	H	SHAPE	MATERIAL	MODEL CODE	LIST PRICE
24	18	26.5	Levelers	Guitar Pick	HPL	AR 182427 GP.L73	1,700	
				Guitar Pick	Steel	AR 182427 GP.ST	1,700	
				Rectangle	HPL	AR 182427 SR.L73	1,700	
				Rectangle	Steel	AR 182427 SR.ST	1,700	
				Trapezoid	HPL	AR 182427 ST.L73	1,700	
				Trapezoid	Steel	AR 182427 ST.ST	1,700	
		27.5	Casters	Guitar Pick	HPL	AR 182427 GP.L73-CS	1,850	
				Guitar Pick	Steel	AR 182427 GP.ST-CS	1,850	
				Rectangle	HPL	AR 182427 SR.L73-CS	1,850	
				Rectangle	Steel	AR 182427 SR.ST-CS	1,850	
				Trapezoid	HPL	AR 182427 ST.L73-CS	1,850	
				Trapezoid	Steel	AR 182427 ST.ST-CS	1,850	

APPROXIMATE 29" HIGH MODELS

L	x	W	x	H	SHAPE	MATERIAL	MODEL CODE	LIST PRICE
24	18	28.5	Levelers	Guitar Pick	HPL	AR 182429 GP.L73	1,700	
				Guitar Pick	Steel	AR 182429 GP.ST	1,700	
				Rectangle	HPL	AR 182429 SR.L73	1,700	
				Rectangle	Steel	AR 182429 SR.ST	1,700	
				Trapezoid	HPL	AR 182429 ST.L73	1,700	
				Trapezoid	Steel	AR 182429 ST.ST	1,700	
		29.5	Casters	Guitar Pick	HPL	AR 182429 GP.L73-CS	1,850	
				Guitar Pick	Steel	AR 182429 GP.ST-CS	1,850	
				Rectangle	HPL	AR 182429 SR.L73-CS	1,850	
				Rectangle	Steel	AR 182429 SR.ST-CS	1,850	
				Trapezoid	HPL	AR 182429 ST.L73-CS	1,850	
				Trapezoid	Steel	AR 182429 ST.ST-CS	1,850	

To Order, Specify:

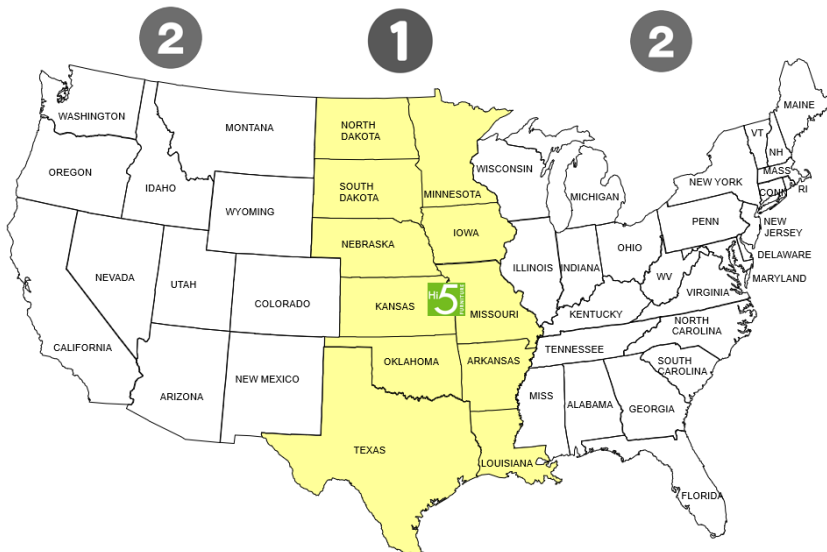
- List Model Code
- 2 Options (list in alphabetical order):
 - CUP Cup Holder, add \$100 list each
 - HOOK Bag Hook, add \$20 list each
 - TABB Tablet Holder (black), add \$100 list each
 - TABS Tablet Holder (silver), add \$100 list each
 - TABW Tablet Holder (white), add \$100 list each
- Finishes
 - Top Color:
 - Edge Color, (if laminate top):
 - Body Color:
- Quantity of Tables

COBY APRON PRICE BOOK

Effective 03/01/2023



Freight Program



Yellow - Zone 1 Prepaid Freight on orders over \$3000 NET
Orders under \$3000 NET - Add \$300 NET to order

White - Zone 2 Prepaid Freight on orders over \$6000 NET
Orders under \$6000 NET - Add \$600 NET to order


Statement of Line



Square Top
18" high
Levelers



Square Top
18" high
Casters



Perimeter Models Available with Shelves



Rectangle Top
No Footrail
29" High
Levelers



Rectangle Top
No Footrail
29" High
Casters



Rectangle Top
No Footrail
36" High
Levelers



Rectangle Top
No Footrail
36" High
Casters



Rectangle Top
No Footrail
42" High
Levelers



Rectangle Top
No Footrail
42" High
Casters



Rectangle Top
Center Footrail
29" High
Levelers



Rectangle Top
Center Footrail
29" High
Casters



Rectangle Top
Center Footrail
36" High
Levelers




Rectangle Top
Center Footrail
36" High
Casters




Rectangle Top
Center Footrail
42" High
Levelers




Rectangle Top
Center Footrail
42" High
Casters



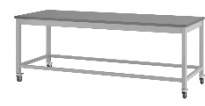
Rectangle Top
Perimeter Footrail
29" High
Levelers




Rectangle Top
Perimeter Footrail
29" High
Casters




Rectangle Top
Perimeter Footrail
36" High
Levelers



Rectangle Top
Perimeter Footrail
36" High
Casters



Rectangle Top
Perimeter Footrail
42" High
Levelers



Rectangle Top
Perimeter Footrail
42" High
Casters



Rectangle Top
Center Footrail
29" High
Levelers



Rectangle Top
Center Footrail
29" High
Casters



Rectangle Top
Center Footrail
36" High
Levelers



Rectangle Top
Center Footrail
36" High
Casters



Rectangle Top
Center Footrail
42" High
Levelers

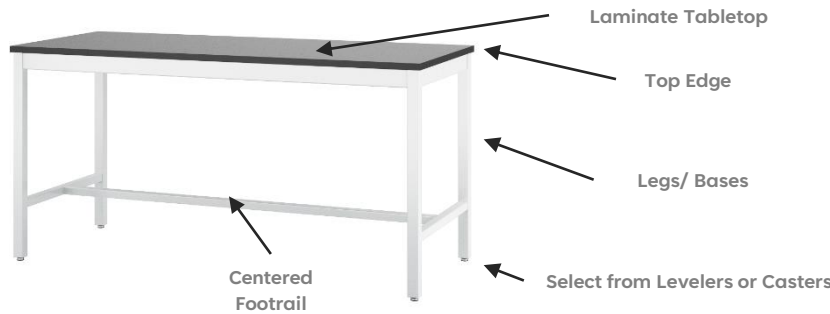


Rectangle Top
Center Footrail
42" High
Casters

COBY APRON TABLES


Email PO to Sales@Hi5Furniture.com

			<u>LIST PRICE</u>
STEP 1	List Model Code of Table	CA2 369642.L3	\$7,010
STEP 2	List Options	CSI	\$400
		PCULW	\$400
		PCULW	\$400
		PSTS72F	\$400
		SHELF-L	\$1,300
		WB	<u>\$100</u>
			\$10,010 List Price Per Table
STEP 3	List Finishes		
	Top Laminate Name & Number	WA Designer White D354-60	
	Top Edge Color	Designer White	
	Metal Color	Black [BK]	
STEP 4	List the Quantity of Tables	Qty. 10	<u>x 10</u>
			<u>100,100</u> Total List Price



Weight Capacity

- 1000 lbs. evenly distributed load (with casters)
- 1200 lbs. evenly distributed load (without casters)
- Handbag holders have a weight capacity of 200 lbs. per holder.



Custom Tabletop Materials

Email Sales@Hi5Furniture.com for a quote on upcharge Butcher Block or Steel tabletops

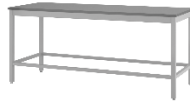
Rectangle – 3' long tables



No Footrail



Centered



Perimeter

L X W	HEIGHT	FOOTRAIL	MODEL CODE	LIST PRICE
36 18	29		CA0 183629.L3 - ②	3,010
	29	Centered	CA1 183629.L3 - ②	3,940
	29	Perimeter	CA2 183629.L3 - ②	4,330
	36		CA0 183636.L3 - FA - ②	3,360
	36	Centered	CA1 183636.L3 - FA - ②	4,290
	36	Perimeter	CA2 183636.L3 - FA - ②	4,680
	42		CA0 183642.L3 - FA - ②	3,430
	42	Centered	CA1 183642.L3 - FA - ②	4,360
	42	Perimeter	CA2 183642.L3 - FA - ②	4,750
36 24	29		CA0 243629.L3 - ②	3,250
	29	Centered	CA1 243629.L3 - ②	4,230
	29	Perimeter	CA2 243629.L3 - ②	4,620
	36		CA0 243636.L3 - ②	3,400
	36	Centered	CA1 243636.L3 - ②	4,370
	36	Perimeter	CA2 243636.L3 - ②	4,760
	42		CA0 243642.L3 - ②	3,470
	42	Centered	CA1 243642.L3 - ②	4,450
	42	Perimeter	CA2 243642.L3 - ②	4,840
36 30	29		CA0 303629.L3 - ②	3,350
	29	Centered	CA1 303629.L3 - ②	4,340
	29	Perimeter	CA2 303629.L3 - ②	4,730
	36		CA0 303636.L3 - ②	3,490
	36	Centered	CA1 303636.L3 - ②	4,480
	36	Perimeter	CA2 303636.L3 - ②	4,870
	42		CA0 303642.L3 - ②	3,560
	42	Centered	CA1 303642.L3 - ②	4,550
	42	Perimeter	CA2 303642.L3 - ②	4,940

NOTE:



- 29" high Tables do not meet BIFMA requirements. Coby Apron tables were designed to be heavy duty worktables and do not accommodate standard seating. See website for seating height recommendations.
- 18" wide tables that are 36" or 42" high include floor anchors

To Order, Specify:

1. List Model Code

2. ② Options (list in alphabetical order):

- CSI Industrial locking casters, add \$400 per table
- FA Floor anchor brackets, add \$200 list per table (mounting hardware not included)
- GB Non-Powered Grommet (Black), add \$40 list each
- GS Non-Powered Grommet (Silver), add \$40 list each



- PCLB Apron power; 2 outlets (Black), add \$540 list each
- PCLS Apron power; 2 outlets (Silver), add \$540 list each
- PCLW Apron power; 2 outlets (White), add \$540 list each



- PCULB Apron power; 2 outlets + 2 USB-A (Black), add \$740 list each
- PCULS Apron power; 2 outlets + 2 USB-A (Silver), add \$740 list each
- PCULW Apron power; 2 outlets + 2 USB-A (White), add \$740 list each



- PSTS72F Power Starter Cable – 72" long, add \$270 list per table

Select Power Box Location Code

PrL	PpL	PoL
PsL	Location Codes	PnL
PjL	PkL	PmL

- SHELF-L HPL Shelf for Perimeter Models, add \$590 list
- SHELF-S Steel Shelf for Perimeter Models, add \$590 list

- WB Wire Management holes in 2 legs, add \$100 list each
- WMAGB Magnetic Wire Manager (Black), add \$100 list
- WMAGS Magnetic Wire Manager (Silver), add \$100 list
- WMAGW Magnetic Wire Manager (White), add \$100 list

3. Finishes

- Laminate Color:
- Top Edge Color:
- Base Color:
- Shelf Laminate, (if applicable):

4. Quantity of Tables

Rectangle – 3 ½ ' long tables



No Footrail Centered Perimeter

L X W	HEIGHT	FOOTRAIL	MODEL CODE	LIST PRICE
42 18	29		CA0 184229.L3 - ②	3,130
	29	Centered	CA1 184229.L3 - ②	4,080
	29	Perimeter	CA2 184229.L3 - ②	4,490
	36		CA0 184236.L3 - FA - ②	3,480
	36	Centered	CA1 184236.L3 - FA - ②	4,420
	36	Perimeter	CA2 184236.L3 - FA - ②	4,830
	42		CA0 184242.L3 - FA - ②	3,550
	42	Centered	CA1 184242.L3 - FA - ②	4,900
	42 24	29		CA0 244229.L3 - ②
29		Centered	CA1 244229.L3 - ②	4,370
29		Perimeter	CA2 244229.L3 - ②	4,780
36			CA0 244236.L3 - ②	3,520
36		Centered	CA1 244236.L3 - ②	4,510
36		Perimeter	CA2 244236.L3 - ②	4,920
42			CA0 244242.L3 - ②	3,590
42		Centered	CA1 244242.L3 - ②	4,580
42 30		29		CA0 304229.L3 - ②
	29	Centered	CA1 304229.L3 - ②	4,500
	29	Perimeter	CA2 304229.L3 - ②	4,910
	36		CA0 304236.L3 - ②	3,640
	36	Centered	CA1 304236.L3 - ②	4,640
	36	Perimeter	CA2 304236.L3 - ②	5,050
	42		CA0 304242.L3 - ②	3,710
	42	Centered	CA1 304242.L3 - ②	4,720
	42	Perimeter	CA2 304242.L3 - ②	5,120
42 36	29		CA0 364229.L3 - ②	3,590
	29	Centered	CA1 364229.L3 - ②	4,780
	29	Perimeter	CA2 364229.L3 - ②	5,180
	36		CA0 364236.L3 - ②	3,730
	36	Centered	CA1 364236.L3 - ②	4,920
	36	Perimeter	CA2 364236.L3 - ②	5,330
	42		CA0 364242.L3 - ②	3,800
	42	Centered	CA1 364242.L3 - ②	4,990
	42	Perimeter	CA2 364242.L3 - ②	5,400

NOTE:



- 29" high Tables do not meet BIFMA requirements. Coby Apron tables were designed to be heavy duty worktables and do not accommodate standard seating. See website for seating height recommendations.
- 18" wide tables that are 36" or 42" high include floor anchors

To Order, Specify:

1. List Model Code

2. ② Options (list in alphabetical order):

- CSI Industrial locking casters, add \$400 per table
- FA Floor anchor brackets, add \$200 list per table (mounting hardware not included)
- GB Non-Powered Grommet (Black), add \$40 list each
- GS Non-Powered Grommet (Silver), add \$40 list each



- PCLB Apron power; 2 outlets (Black), add \$540 list each
- PCLS Apron power; 2 outlets (Silver), add \$540 list each
- PCLW Apron power; 2 outlets (White), add \$540 list each

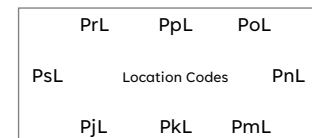


- PCULB Apron power; 2 outlets + 2 USB-A (Black), add \$740 list each
- PCULS Apron power; 2 outlets + 2 USB-A (Silver), add \$740 list each
- PCULW Apron power; 2 outlets + 2 USB-A (White), add \$740 list each



- PSTS72F Power Starter Cable – 72" long, add \$270 list per table

Select Power Box Location Code



- SHELF-L HPL Shelf for Perimeter Models, add \$670 list
- SHELF-S Steel Shelf for Perimeter Models, add \$670 list
- WB Wire Management holes in 2 legs, add \$100 list each
- WMAGB Magnetic Wire Manager (Black), add \$100 list
- WMAGS Magnetic Wire Manager (Silver), add \$100 list
- WMAGW Magnetic Wire Manager (White), add \$100 list

3. Finishes

- Laminate Color:
- Top Edge Color:
- Base Color:
- Shelf Laminate, (if applicable):

4. Quantity of Tables

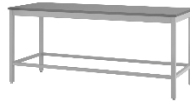
Rectangle – 4' long tables



No Footrail



Centered



Perimeter

L X W	HEIGHT	FOOTRAIL	MODEL CODE	LIST PRICE
48 18	29		CA0 184829.L3 - ②	3,180
	29	Centered	CA1 184829.L3 - ②	4,170
	29	Perimeter	CA2 184829.L3 - ②	4,620
	36		CA0 184836.L3 - FA - ②	3,520
	36	Centered	CA1 184836.L3 - FA - ②	4,510
	36	Perimeter	CA2 184836.L3 - FA - ②	4,960
	42		CA0 184842.L3 - FA - ②	3,600
	42	Centered	CA1 184842.L3 - FA - ②	4,590
	42	Perimeter	CA2 184842.L3 - FA - ②	5,040
48 24	29		CA0 244829.L3 - ②	3,430
	29	Centered	CA1 244829.L3 - ②	4,470
	29	Perimeter	CA2 244829.L3 - ②	4,920
	36		CA0 244836.L3 - ②	3,580
	36	Centered	CA1 244836.L3 - ②	4,610
	36	Perimeter	CA2 244836.L3 - ②	5,060
	42		CA0 244842.L3 - ②	3,650
	42	Centered	CA1 244842.L3 - ②	4,690
	42	Perimeter	CA2 244842.L3 - ②	4,990
48 30	29		CA0 304829.L3 - ②	3,550
	29	Centered	CA1 304829.L3 - ②	4,600
	29	Perimeter	CA2 304829.L3 - ②	5,050
	36		CA0 304836.L3 - ②	3,700
	36	Centered	CA1 304836.L3 - ②	4,750
	36	Perimeter	CA2 304836.L3 - ②	5,200
	42		CA0 304842.L3 - ②	3,770
	42	Centered	CA1 304842.L3 - ②	4,820
	42	Perimeter	CA2 304842.L3 - ②	5,270

NOTE:



- 29" high Tables do not meet BIFMA requirements. Coby Apron tables were designed to be heavy duty worktables and do not accommodate standard seating. See website for seating height recommendations.
- 18" wide tables that are 36" or 42" high include floor anchors

To Order, Specify:

1. List Model Code

2. ② Options (list in alphabetical order):

- CSI Industrial locking casters, add \$400 per table
- FA Floor anchor brackets, add \$200 list per table (mounting hardware not included)
- GB Non-Powered Grommet (Black), add \$40 list each
- GS Non-Powered Grommet (Silver), add \$40 list each



- PCLB Apron power; 2 outlets (Black), add \$540 list each
- PCLS Apron power; 2 outlets (Silver), add \$540 list each
- PCLW Apron power; 2 outlets (White), add \$540 list each



- PCULB Apron power; 2 outlets + 2 USB-A (Black), add \$740 list each
- PCULS Apron power; 2 outlets + 2 USB-A (Silver), add \$740 list each
- PCULW Apron power; 2 outlets + 2 USB-A (White), add \$740 list each



- PST572F Power Starter Cable – 72" long, add \$270 list per table

Select Power Box Location Code

PrL	PpL	PoL
PsL	Location Codes	PnL
PjL	PkL	PmL

- SHELF-L HPL Shelf for Perimeter Models, add \$680 list
- SHELF-S Steel Shelf for Perimeter Models, add \$680 list

- WB Wire Management holes in 2 legs, add \$100 list each
- WMAGB Magnetic Wire Manager (Black), add \$100 list
- WMAGS Magnetic Wire Manager (Silver), add \$100 list
- WMAGW Magnetic Wire Manager (White), add \$100 list

3. Finishes

- Laminate Color:
- Top Edge Color:
- Base Color:
- Shelf Laminate, (if applicable):

4. Quantity of Tables

Rectangle – 5' long tables



No Footrail



Centered



Perimeter

L X W	HEIGHT	FOOTRAIL	MODEL CODE	LIST PRICE
60 18	29		CA0 186029.L3 - ②	3,280
	29	Centered	CA1 186029.L3 - ②	4,380
	29	Perimeter	CA2 186029.L3 - ②	4,940
	36		CA0 186036.L3 - FA - ②	3,620
	36	Centered	CA1 186036.L3 - FA - ②	4,720
	36	Perimeter	CA2 186036.L3 - FA - ②	5,290
	42		CA0 186042.L3 - FA - ②	3,690
	42	Centered	CA1 186042.L3 - FA - ②	4,800
	42	Perimeter	CA2 186042.L3 - FA - ②	5,360
	60 24	29		CA0 246029.L3 - ②
29		Centered	CA1 246029.L3 - ②	4,680
29		Perimeter	CA2 246029.L3 - ②	5,240
36			CA0 246036.L3 - ②	3,670
36		Centered	CA1 246036.L3 - ②	4,820
36		Perimeter	CA2 246036.L3 - ②	5,390
42			CA0 246042.L3 - ②	3,740
42		Centered	CA1 246042.L3 - ②	4,900
42		Perimeter	CA2 246042.L3 - ②	5,460
60 30		29		CA0 306029.L3 - ②
	29	Centered	CA1 306029.L3 - ②	4,820
	29	Perimeter	CA2 306029.L3 - ②	5,390
	36		CA0 306036.L3 - ②	3,800
	36	Centered	CA1 306036.L3 - ②	4,970
	36	Perimeter	CA2 306036.L3 - ②	5,530
	42		CA0 306042.L3 - ②	3,880
	42	Centered	CA1 306042.L3 - ②	5,040
	42	Perimeter	CA2 306042.L3 - ②	5,600

NOTE:



- 29" high Tables do not meet BIFMA requirements. Coby Apron tables were designed to be heavy duty worktables and do not accommodate standard seating. See website for seating height recommendations.
- 18" wide tables that are 36" or 42" high include floor anchors

To Order, Specify:

1. List Model Code

2. ② Options (list in alphabetical order):

- CSI Industrial locking casters, add \$400 per table
- FA Floor anchor brackets, add \$200 list per table (mounting hardware not included)
- GB Non-Powered Grommet (Black), add \$40 list each
- GS Non-Powered Grommet (Silver), add \$40 list each



- PCLB Apron power; 2 outlets (Black), add \$540 list each
- PCLS Apron power; 2 outlets (Silver), add \$540 list each
- PCLW Apron power; 2 outlets (White), add \$540 list each

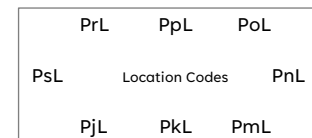


- PCULB Apron power; 2 outlets + 2 USB-A (Black), add \$740 list each
- PCULS Apron power; 2 outlets + 2 USB-A (Silver), add \$740 list each
- PCULW Apron power; 2 outlets + 2 USB-A (White), add \$740 list each



- PST572F Power Starter Cable – 72" long, add \$270 list per table

Select Power Box Location Code



- SHELF-L HPL Shelf for Perimeter Models, add \$760 list
- SHELF-S Steel Shelf for Perimeter Models, add \$760 list

- WB Wire Management holes in 2 legs, add \$100 list each
- WMAGB Magnetic Wire Manager (Black), add \$100 list
- WMAGS Magnetic Wire Manager (Silver), add \$100 list
- WMAGW Magnetic Wire Manager (White), add \$100 list

3. Finishes

- Laminate Color:
- Top Edge Color:
- Base Color:
- Shelf Laminate, (if applicable):

4. Quantity of Tables


Rectangle – 5' long tables



No Footrail



Centered



Perimeter

L X W	HEIGHT	FOOTRAIL	MODEL CODE	LIST PRICE	
60 36	29		CA0 366029.L3 - ②	3,780	
		Centered	CA1 366029.L3 - ②	5,120	
		Perimeter	CA2 366029.L3 - ②	5,690	
	36	36		CA0 366036.L3 - ②	3,920
			Centered	CA1 366036.L3 - ②	5,270
			Perimeter	CA2 366036.L3 - ②	5,830
	42	42		CA0 366042.L3 - ②	4,000
			Centered	CA1 366042.L3 - ②	5,340
			Perimeter	CA2 366042.L3 - ②	5,900
60 42	29		CA0 426029.L3 - ②	4,100	
		Centered	CA1 426029.L3 - ②	5,480	
		Perimeter	CA2 426029.L3 - ②	6,050	
	36	36		CA0 426036.L3 - ②	4,250
			Centered	CA1 426036.L3 - ②	5,630
			Perimeter	CA2 426036.L3 - ②	6,190
	42	42		CA0 426042.L3 - ②	4,320
			Centered	CA1 426042.L3 - ②	5,700
			Perimeter	CA2 426042.L3 - ②	6,260
60 48	29		CA0 486029.L3 - ②	4,240	
		Centered	CA1 486029.L3 - ②	5,700	
		Perimeter	CA2 486029.L3 - ②	6,260	
	36	36		CA0 486036.L3 - ②	4,380
			Centered	CA1 486036.L3 - ②	5,840
			Perimeter	CA2 486036.L3 - ②	6,410
	42	42		CA0 486042.L3 - ②	4,450
			Centered	CA1 486042.L3 - ②	5,920
			Perimeter	CA2 486042.L3 - ②	6,480

NOTE:



- 29" high Tables do not meet BIFMA requirements. Coby Apron tables were designed to be heavy duty worktables and do not accommodate standard seating. See website for seating height recommendations.

To Order, Specify:

1. List Model Code

2. ② Options (list in alphabetical order):

- CSI Industrial locking casters, add \$400 per table
- FA Floor anchor brackets, add \$200 list per table (mounting hardware not included)
- GB Non-Powered Grommet (Black), add \$40 list each
- GS Non-Powered Grommet (Silver), add \$40 list each



- PCLB Apron power; 2 outlets (Black), add \$540 list each
- PCLS Apron power; 2 outlets (Silver), add \$540 list each
- PCLW Apron power; 2 outlets (White), add \$540 list each



- PCULB Apron power; 2 outlets + 2 USB-A (Black), add \$740 list each
- PCULS Apron power; 2 outlets + 2 USB-A (Silver), add \$740 list each
- PCULW Apron power; 2 outlets + 2 USB-A (White), add \$740 list each



- PSTS72F Power Starter Cable – 72" long, add \$270 list per table

Select Power Box Location Code

PrL	PpL	PoL
PsL	Location Codes	PnL
PjL	PkL	PmL

- SHELF-L HPL Shelf for Perimeter Models, add \$760 list
- SHELF-S Steel Shelf for Perimeter Models, add \$760 list

- WB Wire Management holes in 2 legs, add \$100 list each
- WMAGB Magnetic Wire Manager (Black), add \$100 list
- WMAGS Magnetic Wire Manager (Silver), add \$100 list
- WMAGW Magnetic Wire Manager (White), add \$100 list

3. Finishes

- Laminate Color:
- Top Edge Color:
- Base Color:
- Shelf Laminate, (if applicable):

4. Quantity of Tables

Rectangle – 6' long tables



L X W	HEIGHT	FOOTRAIL	MODEL CODE	LIST PRICE
72 18	29		CA0 187229.L3 - ②	3,480
	29	Centered	CA1 187229.L3 - ②	4,880
	29	Perimeter	CA2 187229.L3 - ②	5,740
	36		CA0 187236.L3 - FA - ②	3,820
	36	Centered	CA1 187236.L3 - FA - ②	5,220
	36	Perimeter	CA2 187236.L3 - FA - ②	6,080
	42		CA0 187242.L3 - FA - ②	3,900
	42	Centered	CA1 187242.L3 - FA - ②	5,290
	42	Perimeter	CA2 187242.L3 - FA - ②	6,150
72 24	29		CA0 247229.L3 - ②	3,770
	29	Centered	CA1 247229.L3 - ②	5,210
	29	Perimeter	CA2 247229.L3 - ②	6,070
	36		CA0 247236.L3 - ②	3,910
	36	Centered	CA1 247236.L3 - ②	5,360
	36	Perimeter	CA2 247236.L3 - ②	6,220
	42		CA0 247242.L3 - ②	3,980
	42	Centered	CA1 247242.L3 - ②	5,430
	42	Perimeter	CA2 247242.L3 - ②	6,290
72 30	29		CA0 307229.L3 - ②	3,910
	29	Centered	CA1 307229.L3 - ②	5,370
	29	Perimeter	CA2 307229.L3 - ②	6,230
	36		CA0 307236.L3 - ②	4,060
	36	Centered	CA1 307236.L3 - ②	5,510
	36	Perimeter	CA2 307236.L3 - ②	6,370
	42		CA0 307242.L3 - ②	4,130
	42	Centered	CA1 307242.L3 - ②	5,590
	42	Perimeter	CA2 307242.L3 - ②	6,440

NOTE:



- 29" high Tables do not meet BIFMA requirements. Coby Apron tables were designed to be heavy duty worktables and do not accommodate standard seating. See website for seating height recommendations.
- 18" wide tables that are 36" or 42" high include floor anchors

To Order, Specify:

1. List Model Code

2. ② Options (list in alphabetical order):

- CSI Industrial locking casters, add \$400 per table
- FA Floor anchor brackets, add \$200 list per table (mounting hardware not included)
- GB Non-Powered Grommet (Black), add \$40 list each
- GS Non-Powered Grommet (Silver), add \$40 list each



- PCLB Apron power; 2 outlets (Black), add \$540 list each
- PCLS Apron power; 2 outlets (Silver), add \$540 list each
- PCLW Apron power; 2 outlets (White), add \$540 list each



- PCULB Apron power; 2 outlets + 2 USB-A (Black), add \$740 list each
- PCULS Apron power; 2 outlets + 2 USB-A (Silver), add \$740 list each
- PCULW Apron power; 2 outlets + 2 USB-A (White), add \$740 list each



- PSTS72F Power Starter Cable – 72" long, add \$270 list per table

Select Power Box Location Code

PrL	PpL	PoL
PsL	Location Codes	PnL
PjL	PkL	PmL

- SHELF-L HPL Shelf for Perimeter Models, add \$860 list
- SHELF-S Steel Shelf for Perimeter Models, add \$860 list

- WB Wire Management holes in 2 legs, add \$100 list each
- WMAGB Magnetic Wire Manager (Black), add \$100 list
- WMAGS Magnetic Wire Manager (Silver), add \$100 list
- WMAGW Magnetic Wire Manager (White), add \$100 list

3. Finishes

- Laminate Color:
- Top Edge Color:
- Base Color:
- Shelf Laminate, (if applicable):

4. Quantity of Tables

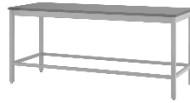
Rectangle – 6' long tables



No Footrail



Centered



Perimeter

L X W	HEIGHT	FOOTRAIL	MODEL CODE	LIST PRICE
72 36	29		CA0 367229.L3 - ②	4,030
	29	Centered	CA1 367229.L3 - ②	5,670
	29	Perimeter	CA2 367229.L3 - ②	6,530
	36		CA0 367236.L3 - ②	4,180
	36	Centered	CA1 367236.L3 - ②	5,810
	36	Perimeter	CA2 367236.L3 - ②	6,670
	42		CA0 367242.L3 - ②	4,250
	42	Centered	CA1 367242.L3 - ②	5,890
	42	Perimeter	CA2 367242.L3 - ②	6,740
72 42	29		CA0 427229.L3 - ②	4,260
	29	Centered	CA1 427229.L3 - ②	5,930
	29	Perimeter	CA2 427229.L3 - ②	6,790
	36		CA0 427236.L3 - ②	4,400
	36	Centered	CA1 427236.L3 - ②	6,080
	36	Perimeter	CA2 427236.L3 - ②	6,940
	42		CA0 427242.L3 - ②	4,480
	42	Centered	CA1 427242.L3 - ②	6,150
	42	Perimeter	CA2 427242.L3 - ②	7,010

NOTE:

- 29" high Tables do not meet BIFMA requirements. Coby Apron tables were designed to be heavy duty worktables and do not accommodate standard seating. See website for seating height recommendations.

To Order, Specify:

1. List Model Code



2. ② Options (list in alphabetical order):

CSI Industrial locking casters, add \$400 per table

FA Floor anchor brackets, add \$200 list per table (mounting hardware not included)

GB Non-Powered Grommet (Black), add \$40 list each

GS Non-Powered Grommet (Silver), add \$40 list each
Select Location Code



PCLB Apron power; 2 outlets (Black), add \$540 list each

PCLS Apron power; 2 outlets (Silver), add \$540 list each

PCLW Apron power; 2 outlets (White), add \$540 list each



PCULB Apron power; 2 outlets + 2 USB-A (Black), add \$740 list each

PCULS Apron power; 2 outlets + 2 USB-A (Silver), add \$740 list each

PCULW Apron power; 2 outlets + 2 USB-A (White), add \$740 list each



PSTS72F Power Starter Cable – 72" long, add \$270 list per table

Select Power Box Location Code

PrL	PpL	PoL
PsL	Location Codes	PnL
PjL	PkL	PmL

SHELF-L HPL Shelf for Perimeter Models, add \$860 list

SHELF-S Steel Shelf for Perimeter Models, add \$860 list

WB Wire Management holes in 2 legs, add \$100 list each

WMAGB Magnetic Wire Manager (Black), add \$100 list

WMAGS Magnetic Wire Manager (Silver), add \$100 list

WMAGW Magnetic Wire Manager (White), add \$100 list

3. Finishes

Laminate Color:

Top Edge Color:

Base Color:

Shelf Laminate, (if applicable):

4. Quantity of Tables

COBY APRON TABLES


Rectangle – 6' long tables



No Footrail



Centered



Perimeter

L X W	HEIGHT	FOOTRAIL	MODEL CODE	LIST PRICE
72 48	29		CA0 487229.L3 - ②	4,310
	29	Centered	CA1 487229.L3 - ②	6,070
	29	Perimeter	CA2 487229.L3 - ②	6,920
	36		CA0 487236.L3 - ②	4,450
	36	Centered	CA1 487236.L3 - ②	6,210
	36	Perimeter	CA2 487236.L3 - ②	7,070
	42		CA0 487242.L3 - ②	4,520
	42	Centered	CA1 487242.L3 - ②	6,280
	42	Perimeter	CA2 487242.L3 - ②	7,140
72 60	29		CA0 607229.L3 - ②	4,550
	29	Centered	CA1 607229.L3 - ②	6,530
	29	Perimeter	CA2 607229.L3 - ②	7,390
	36		CA0 607236.L3 - ②	4,690
	36	Centered	CA1 607236.L3 - ②	6,680
	36	Perimeter	CA2 607236.L3 - ②	7,540
	42		CA0 607242.L3 - ②	4,760
	42	Centered	CA1 607242.L3 - ②	6,750
	42	Perimeter	CA2 607242.L3 - ②	7,610

NOTE:



- 29" high Tables do not meet BIFMA requirements. Coby Apron tables were designed to be heavy duty worktables and do not accommodate standard seating. See website for seating height recommendations.

To Order, Specify:

1. List Model Code

2. ② Options (list in alphabetical order):

- CSI Industrial locking casters, add \$400 per table
- FA Floor anchor brackets, add \$200 list per table (mounting hardware not included)
- GB Non-Powered Grommet (Black), add \$40 list each
- GS Non-Powered Grommet (Silver), add \$40 list each



- PCLB Apron power; 2 outlets (Black), add \$540 list each
- PCLS Apron power; 2 outlets (Silver), add \$540 list each
- PCLW Apron power; 2 outlets (White), add \$540 list each

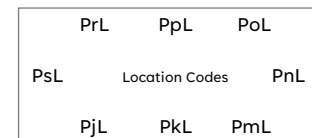


- PCULB Apron power; 2 outlets + 2 USB-A (Black), add \$740 list each
- PCULS Apron power; 2 outlets + 2 USB-A (Silver), add \$740 list each
- PCULW Apron power; 2 outlets + 2 USB-A (White), add \$740 list each



- PSTS72F Power Starter Cable – 72" long, add \$270 list per table

Select Power Box Location Code



- SHELF-L HPL Shelf for Perimeter Models, add \$860 list
- SHELF-S Steel Shelf for Perimeter Models, add \$860 list

- WB Wire Management holes in 2 legs, add \$100 list each
- WMAGB Magnetic Wire Manager (Black), add \$100 list
- WMAGS Magnetic Wire Manager (Silver), add \$100 list
- WMAGW Magnetic Wire Manager (White), add \$100 list

3. Finishes

- Laminate Color:
- Top Edge Color:
- Base Color:
- Shelf Laminate, (if applicable):

4. Quantity of Tables

Rectangle – 7' long tables



Centered

Perimeter

L X W	HEIGHT	FOOTRAIL	MODEL CODE	LIST PRICE
84 18	29	Centered	CA1 188429.L3 - ②	5,020
	29	Perimeter	CA2 188429.L3 - ②	5,890
36	29	Centered	CA1 188436.L3 - FA - ②	5,370
	29	Perimeter	CA2 188436.L3 - FA - ②	6,240
42	36	Centered	CA1 188442.L3 - FA - ②	5,440
	36	Perimeter	CA2 188442.L3 - FA - ②	6,310
84 24	29	Centered	CA1 248429.L3 - ②	5,360
	29	Perimeter	CA2 248429.L3 - ②	6,230
36	29	Centered	CA1 248436.L3 - ②	5,500
	29	Perimeter	CA2 248436.L3 - ②	6,370
42	36	Centered	CA1 248442.L3 - ②	5,570
	36	Perimeter	CA2 248442.L3 - ②	6,440
84 30	29	Centered	CA1 308429.L3 - ②	5,540
	29	Perimeter	CA2 308429.L3 - ②	6,410
36	29	Centered	CA1 308436.L3 - ②	5,680
	29	Perimeter	CA2 308436.L3 - ②	6,550
42	36	Centered	CA1 308442.L3 - ②	5,750
	36	Perimeter	CA2 308442.L3 - ②	6,620
84 36	29	Centered	CA1 368429.L3 - ②	5,870
	29	Perimeter	CA2 368429.L3 - ②	6,740
36	29	Centered	CA1 368436.L3 - ②	6,020
	29	Perimeter	CA2 368436.L3 - ②	6,890
42	36	Centered	CA1 368442.L3 - ②	6,090
	36	Perimeter	CA2 368442.L3 - ②	6,960

NOTE:



- 29" high Tables do not meet BIFMA requirements. Coby Apron tables were designed to be heavy duty worktables and do not accommodate standard seating. See website for seating height recommendations.
- 18" wide tables that are 36" or 42" high include floor anchors

To Order, Specify:

1. List Model Code

2. ② Options (list in alphabetical order):

- CSI Industrial locking casters, add \$400 per table
- FA Floor anchor brackets, add \$200 list per table (mounting hardware not included)
- GB Non-Powered Grommet (Black), add \$40 list each
- GS Non-Powered Grommet (Silver), add \$40 list each



- PCLB Apron power; 2 outlets (Black), add \$540 list each
- PCLS Apron power; 2 outlets (Silver), add \$540 list each
- PCLW Apron power; 2 outlets (White), add \$540 list each



- PCULB Apron power; 2 outlets + 2 USB-A (Black), add \$740 list each
- PCULS Apron power; 2 outlets + 2 USB-A (Silver), add \$740 list each
- PCULW Apron power; 2 outlets + 2 USB-A (White), add \$740 list each



- PST572F Power Starter Cable – 72" long, add \$270 list per table

Select Power Box Location Code

PrL	PpL	PoL
PsL	Location Codes	PnL
PjL	PkL	PmL

- SHELF-L HPL Shelf for Perimeter Models, add \$1,140 list
- SHELF-S Steel Shelf for Perimeter Models, add \$1,140 list

- WB Wire Management holes in 2 legs, add \$100 list each
- WMAGB Magnetic Wire Manager (Black), add \$100 list
- WMAGS Magnetic Wire Manager (Silver), add \$100 list
- WMAGW Magnetic Wire Manager (White), add \$100 list

3. Finishes

- Laminate Color:
- Top Edge Color:
- Base Color:
- Shelf Laminate, (if applicable):

4. Quantity of Tables

Rectangle – 7' long tables



Centered Perimeter

L X W	HEIGHT	FOOTRAIL	MODEL CODE	LIST PRICE
84 42	29	Centered	CA1 428429.L3 - ②	6,200
	29	Perimeter	CA2 428429.L3 - ②	7,070
	36	Centered	CA1 428436.L3 - ②	6,340
	36	Perimeter	CA2 428436.L3 - ②	7,210
	42	Centered	CA1 428442.L3 - ②	6,410
	42	Perimeter	CA2 428442.L3 - ②	7,280
84 48	29	Centered	CA1 488429.L3 - ②	6,330
	29	Perimeter	CA2 488429.L3 - ②	7,200
	36	Centered	CA1 488436.L3 - ②	6,470
	36	Perimeter	CA2 488436.L3 - ②	7,340
	42	Centered	CA1 488442.L3 - ②	6,550
	42	Perimeter	CA2 488442.L3 - ②	7,420
84 60	29	Centered	CA1 608429.L3 - ②	6,860
	29	Perimeter	CA2 608429.L3 - ②	7,730
	36	Centered	CA1 608436.L3 - ②	7,000
	36	Perimeter	CA2 608436.L3 - ②	7,870
	42	Centered	CA1 608442.L3 - ②	7,070
	42	Perimeter	CA2 608442.L3 - ②	7,940

NOTE:



- 29" high Tables do not meet BIFMA requirements. Coby Apron tables were designed to be heavy duty worktables and do not accommodate standard seating. See website for seating height recommendations.

To Order, Specify:

1. List Model Code

2. ② Options (list in alphabetical order):

- CSI Industrial locking casters, add \$400 per table
- FA Floor anchor brackets, add \$200 list per table (mounting hardware not included)
- GB Non-Powered Grommet (Black), add \$40 list each
- GS Non-Powered Grommet (Silver), add \$40 list each



- PCLB Apron power; 2 outlets (Black), add \$540 list each
- PCLS Apron power; 2 outlets (Silver), add \$540 list each
- PCLW Apron power; 2 outlets (White), add \$540 list each



- PCULB Apron power; 2 outlets + 2 USB-A (Black), add \$740 list each
- PCULS Apron power; 2 outlets + 2 USB-A (Silver), add \$740 list each
- PCULW Apron power; 2 outlets + 2 USB-A (White), add \$740 list each



- PSTS72F Power Starter Cable – 72" long, add \$270 list per table

Select Power Box Location Code

PrL	PpL	PoL
PsL	Location Codes	PnL
PjL	PkL	PmL

- SHELF-L HPL Shelf for Perimeter Models, add \$1,140 list
- SHELF-S Steel Shelf for Perimeter Models, add \$1,140 list

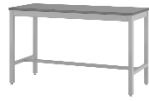
- WB Wire Management holes in 2 legs, add \$100 list each
- WMAGB Magnetic Wire Manager (Black), add \$100 list
- WMAGS Magnetic Wire Manager (Silver), add \$100 list
- WMAGW Magnetic Wire Manager (White), add \$100 list

3. Finishes

- Laminate Color:
- Top Edge Color:
- Base Color:
- Shelf Laminate, (if applicable):

4. Quantity of Tables

Rectangle – 8' long tables



Centered



Perimeter

L X W	HEIGHT	FOOTRAIL	MODEL CODE	LIST PRICE
96 18	29	Centered	CA1 189629.L3 - ②	5,070
	29	Perimeter	CA2 189629.L3 - ②	5,950
36	Centered	CA1 189636.L3 - FA - ②	5,330	
	Perimeter	CA2 189636.L3 - FA - ②	6,300	
42	Centered	CA1 189642.L3 - FA - ②	5,490	
	Perimeter	CA2 189642.L3 - FA - ②	6,370	
96 24	29	Centered	CA1 249629.L3 - ②	5,390
	29	Perimeter	CA2 249629.L3 - ②	6,280
36	Centered	CA1 249636.L3 - ②	5,550	
	Perimeter	CA2 249636.L3 - ②	6,420	
42	Centered	CA1 249642.L3 - ②	5,610	
	Perimeter	CA2 249642.L3 - ②	6,490	
96 30	29	Centered	CA1 309629.L3 - ②	5,570
	29	Perimeter	CA2 309629.L3 - ②	6,460
36	Centered	CA1 309636.L3 - ②	5,630	
	Perimeter	CA2 309636.L3 - ②	6,600	
42	Centered	CA1 309642.L3 - ②	5,790	
	Perimeter	CA2 309642.L3 - ②	6,670	
96 36	29	Centered	CA1 369629.L3 - ②	5,910
	29	Perimeter	CA2 369629.L3 - ②	6,790
36	Centered	CA1 369636.L3 - ②	5,970	
	Perimeter	CA2 369636.L3 - ②	6,940	
42	Centered	CA1 369642.L3 - ②	6,130	
	Perimeter	CA2 369642.L3 - ②	7,010	

NOTE:



- 29" high Tables do not meet BIFMA requirements. Coby Apron tables were designed to be heavy duty worktables and do not accommodate standard seating. See website for seating height recommendations.
- 18" wide tables that are 36" or 42" high include floor anchors

To Order, Specify:

1. List Model Code

2. ② Options (list in alphabetical order):

- CSI Industrial locking casters, add \$400 per table
- FA Floor anchor brackets, add \$200 list per table (mounting hardware not included)
- GB Non-Powered Grommet (Black), add \$40 list each
- GS Non-Powered Grommet (Silver), add \$40 list each



- PCLB Apron power; 2 outlets (Black), add \$540 list each
- PCLS Apron power; 2 outlets (Silver), add \$540 list each
- PCLW Apron power; 2 outlets (White), add \$540 list each



- PCULB Apron power; 2 outlets + 2 USB-A (Black), add \$740 list each
- PCULS Apron power; 2 outlets + 2 USB-A (Silver), add \$740 list each
- PCULW Apron power; 2 outlets + 2 USB-A (White), add \$740 list each



- PST572F Power Starter Cable – 72" long, add \$270 list per table

Select Power Box Location Code

PrL	PpL	PoL
PsL	Location Codes	PnL
PjL	PkL	PmL

- SHELF-L HPL Shelf for Perimeter Models, add \$1,160 list
- SHELF-S Steel Shelf for Perimeter Models, add \$1,160 list

- WB Wire Management holes in 2 legs, add \$100 list each
- WMAGB Magnetic Wire Manager (Black), add \$100 list
- WMAGS Magnetic Wire Manager (Silver), add \$100 list
- WMAGW Magnetic Wire Manager (White), add \$100 list

3. Finishes

- Laminate Color:
- Top Edge Color:
- Base Color:
- Shelf Laminate, (if applicable):

4. Quantity of Tables

Rectangle – 8' long tables



Centered Perimeter

L X W	HEIGHT	FOOTRAIL	MODEL CODE	LIST PRICE
96 42	29	Centered	CA1 429629.L3 - ②	6,250
	29	Perimeter	CA2 429629.L3 - ②	7,130
36 36	Centered	CA1 429636.L3 - ②	6,310	
	Perimeter	CA2 429636.L3 - ②	7,270	
42 42	Centered	CA1 429642.L3 - ②	6,460	
	Perimeter	CA2 429642.L3 - ②	7,340	
96 48	29	Centered	CA1 489629.L3 - ②	6,380
	29	Perimeter	CA2 489629.L3 - ②	7,260
36 36	Centered	CA1 489636.L3 - ②	6,440	
	Perimeter	CA2 489636.L3 - ②	7,400	
42 42	Centered	CA1 489642.L3 - ②	6,590	
	Perimeter	CA2 489642.L3 - ②	7,480	
96 60	29	Centered	CA1 609629.L3 - ②	6,890
	29	Perimeter	CA2 609629.L3 - ②	7,780
36 36	Centered	CA1 609636.L3 - ②	6,950	
	Perimeter	CA2 609636.L3 - ②	7,920	
42 42	Centered	CA1 609642.L3 - ②	7,110	
	Perimeter	CA2 609642.L3 - ②	7,990	

NOTE:

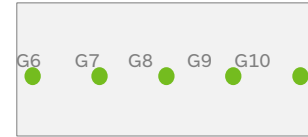

- 29" high Tables do not meet BIFMA requirements. Coby Apron tables were designed to be heavy duty worktables and do not accommodate standard seating. See website for seating height recommendations.
- 18" wide tables that are 36" or 42" high include floor anchors

To Order, Specify:

1. List Model Code

2. ② Options (list in alphabetical order):

- CSI Industrial locking casters, add \$400 per table
- FA Floor anchor brackets, add \$200 list per table (mounting hardware not included)
- GB Non-Powered Grommet (Black), add \$40 list each
- GS Non-Powered Grommet (Silver), add \$40 list each



- PCLB Apron power; 2 outlets (Black), add \$540 list each
- PCLS Apron power; 2 outlets (Silver), add \$540 list each
- PCLW Apron power; 2 outlets (White), add \$540 list each

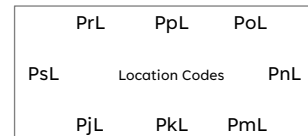


- PCULB Apron power; 2 outlets + 2 USB-A (Black), add \$740 list each
- PCULS Apron power; 2 outlets + 2 USB-A (Silver), add \$740 list each
- PCULW Apron power; 2 outlets + 2 USB-A (White), add \$740 list each



- PST572F Power Starter Cable – 72" long, add \$270 list per table

Select Power Box Location Code



- SHELF-L HPL Shelf for Perimeter Models, add \$1,160 list
- SHELF-S Steel Shelf for Perimeter Models, add \$1,160 list

- WB Wire Management holes in 2 legs, add \$100 list each
- WMAGB Magnetic Wire Manager (Black), add \$100 list
- WMAGS Magnetic Wire Manager (Silver), add \$100 list
- WMAGW Magnetic Wire Manager (White), add \$100 list

3. Finishes

- Laminate Color:
- Top Edge Color:
- Base Color:
- Shelf Laminate, (if applicable):

4. Quantity of Tables

Rectangle – 9' long tables



Centered

Perimeter

L X W	HEIGHT	FOOTRAIL	MODEL CODE	LIST PRICE
108 18	29	Centered	CA1 1810829.L3 - ②	6,490
		Perimeter	CA2 1810829.L3 - ②	7,910
	36	Centered	CA1 1810836.L3 - FA - ②	7,090
		Perimeter	CA2 1810836.L3 - FA - ②	8,220
	42	Centered	CA1 1810842.L3 - FA - ②	7,150
		Perimeter	CA2 1810842.L3 - FA - ②	8,280
108 24	29	Centered	CA1 2410829.L3 - ②	6,490
		Perimeter	CA2 2410829.L3 - ②	7,910
	36	Centered	CA1 2410836.L3 - ②	6,890
		Perimeter	CA2 2410836.L3 - ②	8,020
	42	Centered	CA1 2410842.L3 - ②	6,950
		Perimeter	CA2 2410842.L3 - ②	8,080
108 30	29	Centered	CA1 3010829.L3 - ②	7,000
		Perimeter	CA2 3010829.L3 - ②	8,120
	36	Centered	CA1 3010836.L3 - ②	7,100
		Perimeter	CA2 3010836.L3 - ②	8,230
	42	Centered	CA1 3010842.L3 - ②	7,160
		Perimeter	CA2 3010842.L3 - ②	8,290
108 36	29	Centered	CA1 3610829.L3 - ②	7,400
		Perimeter	CA2 3610829.L3 - ②	9,530
	36	Centered	CA1 3610836.L3 - ②	7,510
		Perimeter	CA2 3610836.L3 - ②	8,640
	42	Centered	CA1 3610842.L3 - ②	7,570
		Perimeter	CA2 3610842.L3 - ②	8,700

NOTE:



- 29" high Tables do not meet BIFMA requirements. Coby Apron tables were designed to be heavy duty worktables and do not accommodate standard seating. See website for seating height recommendations.
- 18" wide tables that are 36" or 42" high include floor anchors

To Order, Specify:

1. List Model Code

2. ② Options (list in alphabetical order):

- CSI Industrial locking casters, add \$400 per table
- FA Floor anchor brackets, add \$200 list per table (mounting hardware not included)
- GB Non-Powered Grommet (Black), add \$40 list each
- GS Non-Powered Grommet (Silver), add \$40 list each



- PCLB Apron power; 2 outlets (Black), add \$540 list each
- PCLS Apron power; 2 outlets (Silver), add \$540 list each
- PCLW Apron power; 2 outlets (White), add \$540 list each



- PCULB Apron power; 2 outlets + 2 USB-A (Black), add \$740 list each
- PCULS Apron power; 2 outlets + 2 USB-A (Silver), add \$740 list each
- PCULW Apron power; 2 outlets + 2 USB-A (White), add \$740 list each



- PSTS72F Power Starter Cable – 72" long, add \$270 list per table

Select Power Box Location Code

PrL	PpL	PoL
PsL	Location Codes	PnL
PjL	PkL	PmL

- SHELF-L HPL Shelf for Perimeter Models, add \$1,350 list
- SHELF-S Steel Shelf for Perimeter Models, add \$1,350 list

- WB Wire Management holes in 2 legs, add \$100 list each
- WMAGB Magnetic Wire Manager (Black), add \$100 list
- WMAGS Magnetic Wire Manager (Silver), add \$100 list
- WMAGW Magnetic Wire Manager (White), add \$100 list

3. Finishes

- Laminate Color:
- Top Edge Color:
- Base Color:
- Shelf Laminate, (if applicable):

4. Quantity of Tables

Rectangle – 9' long tables



Centered Perimeter

L X W	HEIGHT	FOOTRAIL	MODEL CODE	LIST PRICE
108 42	29	Centered	CA1 4210829.L3 - 2	7,790
	29	Perimeter	CA2 4210829.L3 - 2	8,920
36	Centered	CA1 4210836.L3 - 2	7,900	
	Perimeter	CA2 4210836.L3 - 2	9,020	
42	Centered	CA1 4210842.L3 - 2	7,960	
	Perimeter	CA2 4210842.L3 - 2	9,080	
108 48	29	Centered	CA1 4810829.L3 - 2	7,930
	29	Perimeter	CA2 4810829.L3 - 2	9,060
36	Centered	CA1 4810836.L3 - 2	8,040	
	Perimeter	CA2 4810836.L3 - 2	9,170	
42	Centered	CA1 4810842.L3 - 2	8,100	
	Perimeter	CA2 4810842.L3 - 2	9,230	
108 60	29	Centered	CA1 6010829.L3 - 2	8,540
	29	Perimeter	CA2 6010829.L3 - 2	9,670
36	Centered	CA1 6010836.L3 - 2	8,650	
	Perimeter	CA2 6010836.L3 - 2	9,780	
42	Centered	CA1 6010842.L3 - 2	8,710	
	Perimeter	CA2 6010842.L3 - 2	9,840	

NOTE:



- 29" high Tables do not meet BIFMA requirements. Coby Apron tables were designed to be heavy duty worktables and do not accommodate standard seating. See website for seating height recommendations.

To Order, Specify:

1. List Model Code

2. Options (list in alphabetical order):

- CSI Industrial locking casters, add \$400 per table
- FA Floor anchor brackets, add \$200 list per table (mounting hardware not included)
- GB Non-Powered Grommet (Black), add \$40 list each
- GS Non-Powered Grommet (Silver), add \$40 list each



- PCLB Apron power; 2 outlets (Black), add \$540 list each
- PCLS Apron power; 2 outlets (Silver), add \$540 list each
- PCLW Apron power; 2 outlets (White), add \$540 list each

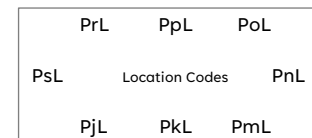


- PCULB Apron power; 2 outlets + 2 USB-A (Black), add \$740 list each
- PCULS Apron power; 2 outlets + 2 USB-A (Silver), add \$740 list each
- PCULW Apron power; 2 outlets + 2 USB-A (White), add \$740 list each



- PSTS72F Power Starter Cable – 72"long, add \$270 list per table

Select Power Box Location Code



- SHELF-L HPL Shelf for Perimeter Models, add \$1,350 list
- SHELF-S Steel Shelf for Perimeter Models, add \$1,350 list

- WB Wire Management holes in 2 legs, add \$100 list each
- WMAGB Magnetic Wire Manager (Black), add \$100 list
- WMAGS Magnetic Wire Manager (Silver), add \$100 list
- WMAGW Magnetic Wire Manager (White), add \$100 list

3. Finishes

- Laminate Color:
- Top Edge Color:
- Base Color:
- Shelf Laminate, (if applicable):

4. Quantity of Tables

Rectangle – 10' long tables



Centered Footrail



Perimeter Footrail

L X W	HEIGHT	FOOTRAIL	MODEL CODE	LIST PRICE
120 18	29	Centered	CA1 1812029.L3 - ②	7,670
	29	Perimeter	CA2 1812029.L3 - ②	8,800
	36	Centered	CA1 1812036.L3 - FA - ②	8,090
	36	Perimeter	CA2 1812036.L3 - FA - ②	9,220
	42	Centered	CA1 1812042.L3 - FA - ②	8,200
	42	Perimeter	CA2 1812042.L3 - FA - ②	9,330
120 24	29	Centered	CA1 2412029.L3 - ②	7,790
	29	Perimeter	CA2 2412029.L3 - ②	9,220
	36	Centered	CA1 2412036.L3 - ②	8,300
	36	Perimeter	CA2 2412036.L3 - ②	9,430
	42	Centered	CA1 2412042.L3 - ②	8,410
	42	Perimeter	CA2 2412042.L3 - ②	9,540
120 30	29	Centered	CA1 3012029.L3 - ②	8,320
	29	Perimeter	CA2 3012029.L3 - ②	9,450
	36	Centered	CA1 3012036.L3 - ②	8,540
	36	Perimeter	CA2 3012036.L3 - ②	9,670
	42	Centered	CA1 3012042.L3 - ②	8,650
	42	Perimeter	CA2 3012042.L3 - ②	9,770
120 36	29	Centered	CA1 3612029.L3 - ②	8,800
	29	Perimeter	CA2 3612029.L3 - ②	9,930
	36	Centered	CA1 3612036.L3 - ②	9,020
	36	Perimeter	CA2 3612036.L3 - ②	10,150
	42	Centered	CA1 3612042.L3 - ②	9,130
	42	Perimeter	CA2 3612042.L3 - ②	10,250

NOTE:



- 29" high Tables do not meet BIFMA requirements. Coby Apron tables were designed to be heavy duty worktables and do not accommodate standard seating. See website for seating height recommendations.
- 18" wide tables that are 36" or 42" high include floor anchors
- 120" long tables are one-piece Tabletops and have 6 legs

To Order, Specify:

1. List Model Code

2. ② Options (list in alphabetical order):

- CSI Industrial locking casters, add \$400 per table
- FA Floor anchor brackets, add \$200 list per table (mounting hardware not included)
- GB Non-Powered Grommet (Black), add \$40 list each
- GS Non-Powered Grommet (Silver), add \$40 list each



- PCLB Apron power; 2 outlets (Black), add \$540 list each
- PCLS Apron power; 2 outlets (Silver), add \$540 list each
- PCLW Apron power; 2 outlets (White), add \$540 list each



- PCULB Apron power; 2 outlets + 2 USB-A (Black), add \$740 list each
- PCULS Apron power; 2 outlets + 2 USB-A (Silver), add \$740 list each
- PCULW Apron power; 2 outlets + 2 USB-A (White), add \$740 list each



- PST572F Power Starter Cable – 72" long, add \$270 list per table

Select Power Box Location Code

PrL	PpL	PoL
PsL	Location Codes	PnL
PjL	PkL	PmL

- SHELF-L HPL Shelf for Perimeter Models, add \$1,350 list
- SHELF-S Steel Shelf for Perimeter Models, add \$1,350 list

- WB Wire Management holes in 2 legs, add \$100 list each
- WMAGB Magnetic Wire Manager (Black), add \$100 list
- WMAGS Magnetic Wire Manager (Silver), add \$100 list
- WMAGW Magnetic Wire Manager (White), add \$100 list

3. Finishes

- Laminate Color:
- Top Edge Color:
- Base Color:
- Shelf Laminate, (if applicable):

4. Quantity of Tables

COBY APRON TABLES

Rectangle – 10' long tables



Centered Footrail



Perimeter Footrail

L X W	HEIGHT	FOOTRAIL	MODEL CODE	LIST PRICE
120 42	29	Centered	CA1 4212029.L3 - ②	9,230
		Perimeter	CA2 4212029.L3 - ②	10,360
	36	Centered	CA1 4212036.L3 - ②	9,450
		Perimeter	CA2 4212036.L3 - ②	10,580
	42	Centered	CA1 4212042.L3 - ②	9,560
		Perimeter	CA2 4212042.L3 - ②	10,690
120 48	29	Centered	CA1 4812029.L3 - ②	9,430
		Perimeter	CA2 4812029.L3 - ②	10,560
	36	Centered	CA1 4812036.L3 - ②	9,650
		Perimeter	CA2 4812036.L3 - ②	10,780
	42	Centered	CA1 4812042.L3 - ②	9,760
		Perimeter	CA2 4812042.L3 - ②	10,880
120 60	29	Centered	CA1 6012029.L3 - ②	10,130
		Perimeter	CA2 6012029.L3 - ②	11,260
	36	Centered	CA1 6012036.L3 - ②	10,340
		Perimeter	CA2 6012036.L3 - ②	11,470
	42	Centered	CA1 6012042.L3 - ②	10,450
		Perimeter	CA2 6012042.L3 - ②	11,580

NOTE:



- 29" high Tables do not meet BIFMA requirements. Coby Apron tables were designed to be heavy duty worktables and do not accommodate standard seating. See website for seating height recommendations.
- 120" long tables are one-piece Tabletops and have 6 legs

To Order, Specify:

1. List Model Code

2. ② Options (list in alphabetical order):

- CSI Industrial locking casters, add \$400 per table
- FA Floor anchor brackets, add \$200 list per table (mounting hardware not included)
- GB Non-Powered Grommet (Black), add \$40 list each
- GS Non-Powered Grommet (Silver), add \$40 list each



- PCLB Apron power; 2 outlets (Black), add \$540 list each
- PCLS Apron power; 2 outlets (Silver), add \$540 list each
- PCLW Apron power; 2 outlets (White), add \$540 list each

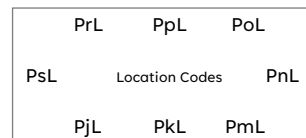


- PCULB Apron power; 2 outlets + 2 USB-A (Black), add \$740 list each
- PCULS Apron power; 2 outlets + 2 USB-A (Silver), add \$740 list each
- PCULW Apron power; 2 outlets + 2 USB-A (White), add \$740 list each



- PSTS72F Power Starter Cable – 72" long, add \$270 list per table

Select Power Box Location Code



- SHELF-L HPL Shelf for Perimeter Models, add \$1,350 list
- SHELF-S Steel Shelf for Perimeter Models, add \$1,350 list
- WB Wire Management holes in 2 legs, add \$100 list each
- WMAGB Magnetic Wire Manager (Black), add \$100 list
- WMAGS Magnetic Wire Manager (Silver), add \$100 list
- WMAGW Magnetic Wire Manager (White), add \$100 list

3. Finishes

- Laminate Color:
- Top Edge Color:
- Base Color:
- Shelf Laminate, (if applicable):

4. Quantity of Tables

Rectangle – 12' long tables



Centered Footrail



Perimeter Footrail

L X W	HEIGHT	FOOTRAIL	MODEL CODE	LIST PRICE
144 18	29	Centered	CA1 1814429.L3 - ②	9,450
	29	Perimeter	CA2 1814429.L3 - ②	11,170
36	29	Centered	CA1 1814436.L3 - FA - ②	9,870
	29	Perimeter	CA2 1814436.L3 - FA - ②	11,580
42	29	Centered	CA1 1814442.L3 - FA - ②	9,970
	29	Perimeter	CA2 1814442.L3 - FA - ②	11,690
144 24	29	Centered	CA1 2414429.L3 - ②	9,950
	29	Perimeter	CA2 2414429.L3 - ②	11,660
36	29	Centered	CA1 2414436.L3 - ②	10,160
	29	Perimeter	CA2 2414436.L3 - ②	11,880
42	29	Centered	CA1 2414442.L3 - ②	10,270
	29	Perimeter	CA2 2414442.L3 - ②	11,990
144 30	29	Centered	CA1 3014429.L3 - ②	10,290
	29	Perimeter	CA2 3014429.L3 - ②	12,010
36	29	Centered	CA1 3014436.L3 - ②	10,510
	29	Perimeter	CA2 3014436.L3 - ②	12,220
42	29	Centered	CA1 3014442.L3 - ②	10,610
	29	Perimeter	CA2 3014442.L3 - ②	12,330
144 36	29	Centered	CA1 3614429.L3 - ②	10,880
	29	Perimeter	CA2 3614429.L3 - ②	12,590
36	29	Centered	CA1 3614436.L3 - ②	11,090
	29	Perimeter	CA2 3614436.L3 - ②	12,810
42	29	Centered	CA1 3614442.L3 - ②	11,200
	29	Perimeter	CA2 3614442.L3 - ②	12,920

NOTE:



- 29" high Tables do not meet BIFMA requirements. Coby Apron tables were designed to be heavy duty worktables and do not accommodate standard seating. See website for seating height recommendations.
- 18" wide tables that are 36" or 42" high include floor anchors
- 132" – 192" long tables are two-piece Tabletops and have 6 legs
- 2-piece tabletops are not grained matched due to limitations of materials

To Order, Specify:

1. List Model Code

2. ② Options (list in alphabetical order):

- CSI Industrial locking casters, add \$400 per table
- FA Floor anchor brackets, add \$200 list per table (mounting hardware not included)
- GB Non-Powered Grommet (Black), add \$40 list each
- GS Non-Powered Grommet (Silver), add \$40 list each



- PCLB Apron power; 2 outlets (Black), add \$540 list each
- PCLS Apron power; 2 outlets (Silver), add \$540 list each
- PCLW Apron power; 2 outlets (White), add \$540 list each



- PCULB Apron power; 2 outlets + 2 USB-A (Black), add \$740 list each
- PCULS Apron power; 2 outlets + 2 USB-A (Silver), add \$740 list each
- PCULW Apron power; 2 outlets + 2 USB-A (White), add \$740 list each



- PSTS72F Power Starter Cable – 72" long, add \$270 list per table

Select Power Box Location Code

PrL	PpL	PoL
PsL	Location Codes	PnL
PjL	PkL	PmL

- SHELF-L HPL Shelf for Perimeter Models, add \$1,720 list
- SHELF-S Steel Shelf for Perimeter Models, add \$1,720 list

- WB Wire Management holes in 2 legs, add \$100 list each
- WMAGB Magnetic Wire Manager (Black), add \$100 list
- WMAGS Magnetic Wire Manager (Silver), add \$100 list
- WMAGW Magnetic Wire Manager (White), add \$100 list

3. Finishes

- Laminate Color:
- Top Edge Color:
- Base Color:
- Shelf Laminate, (if applicable):

4. Quantity of Tables

COBY APRON TABLES

Rectangle – 12' long tables



Centered Footrail



Perimeter Footrail

L X W	HEIGHT	FOOTRAIL	MODEL CODE	LIST PRICE
144 42	29	Centered	CA1 4214429.L3 - 2	11,350
	29	Perimeter	CA2 4214429.L3 - 2	13,060
36	Centered	CA1 4214436.L3 - 2	11,560	
	Perimeter	CA2 4214436.L3 - 2	13,280	
42	Centered	CA1 4214442.L3 - 2	11,670	
	Perimeter	CA2 4214442.L3 - 2	13,390	
144 48	29	Centered	CA1 4814429.L3 - 2	11,540
	29	Perimeter	CA2 4814429.L3 - 2	13,260
36	Centered	CA1 4814436.L3 - 2	11,760	
	Perimeter	CA2 4814436.L3 - 2	13,480	
42	Centered	CA1 4814442.L3 - 2	11,870	
	Perimeter	CA2 4814442.L3 - 2	13,580	
144 60	29	Centered	CA1 6014429.L3 - 2	12,960
	29	Perimeter	CA2 6014429.L3 - 2	14,180
36	Centered	CA1 6014436.L3 - 2	12,680	
	Perimeter	CA2 6014436.L3 - 2	14,400	
42	Centered	CA1 6014442.L3 - 2	12,790	
	Perimeter	CA2 6014442.L3 - 2	14,510	

NOTE:



- 29" high Tables do not meet BIFMA requirements. Coby Apron tables were designed to be heavy duty worktables and do not accommodate standard seating. See website for seating height recommendations.
- 132" – 192" long tables are two-piece Tabletops and have 6 legs
- 2-piece tabletops are not grained matched due to limitations of materials

To Order, Specify:

1. List Model Code

2. Options (list in alphabetical order):

- CSI Industrial locking casters, add \$400 per table
- FA Floor anchor brackets, add \$200 list per table (mounting hardware not included)
- GB Non-Powered Grommet (Black), add \$40 list each
- GS Non-Powered Grommet (Silver), add \$40 list each



- PCLB Apron power; 2 outlets (Black), add \$540 list each
- PCLS Apron power; 2 outlets (Silver), add \$540 list each
- PCLW Apron power; 2 outlets (White), add \$540 list each

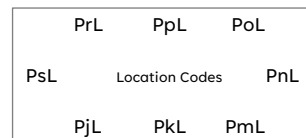


- PCULB Apron power; 2 outlets + 2 USB-A (Black), add \$740 list each
- PCULS Apron power; 2 outlets + 2 USB-A (Silver), add \$740 list each
- PCULW Apron power; 2 outlets + 2 USB-A (White), add \$740 list each



- PSTS72F Power Starter Cable – 72" long, add \$270 list per table

Select Power Box Location Code



- SHELF-L HPL Shelf for Perimeter Models, add \$1,720 list
- SHELF-S Steel Shelf for Perimeter Models, add \$1,720 list
- WB Wire Management holes in 2 legs, add \$100 list each
- WMAGB Magnetic Wire Manager (Black), add \$100 list
- WMAGS Magnetic Wire Manager (Silver), add \$100 list
- WMAGW Magnetic Wire Manager (White), add \$100 list

3. Finishes

- Laminate Color:
- Top Edge Color:
- Base Color:
- Shelf Laminate, (if applicable):

4. Quantity of Tables

Rectangle – 14' long tables



Centered Footrail



Perimeter Footrail

L X W	HEIGHT	FOOTRAIL	MODEL CODE	LIST PRICE
168 18	29	Centered	CA1 1816829.L3 - ②	9,700
	29	Perimeter	CA2 1816829.L3 - ②	11,440
	36	Centered	CA1 1816836.L3 - FA - ②	10,120
	36	Perimeter	CA2 1816836.L3 - FA - ②	11,860
	42	Centered	CA1 1816842.L3 - FA - ②	10,230
	42	Perimeter	CA2 1816842.L3 - FA - ②	11,970
168 24	29	Centered	CA1 2416829.L3 - ②	10,240
	29	Perimeter	CA2 2416829.L3 - ②	11,980
	36	Centered	CA1 2416836.L3 - ②	10,450
	36	Perimeter	CA2 2416836.L3 - ②	12,190
	42	Centered	CA1 2416842.L3 - ②	10,560
	42	Perimeter	CA2 2416842.L3 - ②	12,300
168 30	29	Centered	CA1 3016829.L3 - ②	10,630
	29	Perimeter	CA2 3016829.L3 - ②	12,370
	36	Centered	CA1 3016836.L3 - ②	10,840
	36	Perimeter	CA2 3016836.L3 - ②	12,580
	42	Centered	CA1 3016842.L3 - ②	10,950
	42	Perimeter	CA2 3016842.L3 - ②	12,690
168 36	29	Centered	CA1 3616829.L3 - ②	11,260
	29	Perimeter	CA2 3616829.L3 - ②	13,000
	36	Centered	CA1 3616836.L3 - ②	11,480
	36	Perimeter	CA2 3616836.L3 - ②	13,220
	42	Centered	CA1 3616842.L3 - ②	11,590
	42	Perimeter	CA2 3616842.L3 - ②	13,330

NOTE:



- 29" high Tables do not meet BIFMA requirements. Coby Apron tables were designed to be heavy duty worktables and do not accommodate standard seating. See website for seating height recommendations.
- 18" wide tables that are 36" or 42" high include floor anchors
- 132" – 192" long tables are two-piece Tabletops and have 6 legs
- 2-piece tabletops are not grained matched due to limitations of materials

To Order, Specify:

1. List Model Code

2. ② Options (list in alphabetical order):

- CSI Industrial locking casters, add \$400 per table
- FA Floor anchor brackets, add \$200 list per table (mounting hardware not included)
- GB Non-Powered Grommet (Black), add \$40 list each
- GS Non-Powered Grommet (Silver), add \$40 list each



- PCLB Apron power; 2 outlets (Black), add \$540 list each
- PCLS Apron power; 2 outlets (Silver), add \$540 list each
- PCLW Apron power; 2 outlets (White), add \$540 list each



- PCULB Apron power; 2 outlets + 2 USB-A (Black), add \$740 list each
- PCULS Apron power; 2 outlets + 2 USB-A (Silver), add \$740 list each
- PCULW Apron power; 2 outlets + 2 USB-A (White), add \$740 list each



- PSTS72F Power Starter Cable – 72" long, add \$270 list per table

Select Power Box Location Code

PrL	PpL	PoL
PsL	Location Codes	PnL
PjL	PkL	PmL

- SHELF-L HPL Shelf for Perimeter Models, add \$2,280 list
- SHELF-S Steel Shelf for Perimeter Models, add \$2,280 list

- WB Wire Management holes in 2 legs, add \$100 list each
- WMAGB Magnetic Wire Manager (Black), add \$100 list
- WMAGS Magnetic Wire Manager (Silver), add \$100 list
- WMAGW Magnetic Wire Manager (White), add \$100 list

3. Finishes

- Laminate Color:
- Top Edge Color:
- Base Color:
- Shelf Laminate, (if applicable):

4. Quantity of Tables

Rectangle – 14' long tables



Centered Footrail



Perimeter Footrail

L X W	HEIGHT	FOOTRAIL	MODEL CODE	LIST PRICE
168 42	29	Centered	CA1 4216829.L3 - 2	11,830
	29	Perimeter	CA2 4216829.L3 - 2	13,570
	36	Centered	CA1 4216836.L3 - 2	12,040
	36	Perimeter	CA2 4216836.L3 - 2	13,780
	42	Centered	CA1 4216842.L3 - 2	12,150
	42	Perimeter	CA2 4216842.L3 - 2	13,890
168 48	29	Centered	CA1 4816829.L3 - 2	12,020
	29	Perimeter	CA2 4816829.L3 - 2	13,760
	36	Centered	CA1 4816836.L3 - 2	12,240
	36	Perimeter	CA2 4816836.L3 - 2	13,980
	42	Centered	CA1 4816842.L3 - 2	12,350
	42	Perimeter	CA2 4816842.L3 - 2	14,090
168 60	29	Centered	CA1 6016829.L3 - 2	13,060
	29	Perimeter	CA2 6016829.L3 - 2	14,800
	36	Centered	CA1 6016836.L3 - 2	13,270
	36	Perimeter	CA2 6016836.L3 - 2	15,010
	42	Centered	CA1 6016842.L3 - 2	13,380
	42	Perimeter	CA2 6016842.L3 - 2	15,120

NOTE:



- 29" high Tables do not meet BIFMA requirements. Coby Apron tables were designed to be heavy duty worktables and do not accommodate standard seating. See website for seating height recommendations.
- 132" – 192" long tables are two-piece Tabletops and have 6 legs
- 2-piece tabletops are not grained matched due to limitations of materials

To Order, Specify:

1. List Model Code

2. Options (list in alphabetical order):

- CSI Industrial locking casters, add \$400 per table
- FA Floor anchor brackets, add \$200 list per table (mounting hardware not included)
- GB Non-Powered Grommet (Black), add \$40 list each
- GS Non-Powered Grommet (Silver), add \$40 list each



- PCLB Apron power; 2 outlets (Black), add \$540 list each
- PCLS Apron power; 2 outlets (Silver), add \$540 list each
- PCLW Apron power; 2 outlets (White), add \$540 list each



- PCULB Apron power; 2 outlets + 2 USB-A (Black), add \$740 list each
- PCULS Apron power; 2 outlets + 2 USB-A (Silver), add \$740 list each
- PCULW Apron power; 2 outlets + 2 USB-A (White), add \$740 list each



- PST572F Power Starter Cable – 72" long, add \$270 list per table

Select Power Box Location Code

PrL	PpL	PoL
PsL	Location Codes	PnL
PjL	PkL	PmL

- SHELF-L HPL Shelf for Perimeter Models, add \$2,280 list
- SHELF-S Steel Shelf for Perimeter Models, add \$2,280 list

- WB Wire Management holes in 2 legs, add \$100 list each
- WMAGB Magnetic Wire Manager (Black), add \$100 list
- WMAGS Magnetic Wire Manager (Silver), add \$100 list
- WMAGW Magnetic Wire Manager (White), add \$100 list

3. Finishes

- Laminate Color:
- Top Edge Color:
- Base Color:
- Shelf Laminate, (if applicable):

4. Quantity of Tables

Rectangle – 16' long tables



Centered Footrail



Perimeter Footrail

L X W	HEIGHT	FOOTRAIL	MODEL CODE	LIST PRICE
192 18	29	Centered	CA1 1819229.L3 - ②	9,770
	29	Perimeter	CA2 1819229.L3 - ②	11,540
	36	Centered	CA1 1819236.L3 - FA - ②	10,190
	36	Perimeter	CA2 1819236.L3 - FA - ②	11,950
	42	Centered	CA1 1819242.L3 - FA - ②	10,300
	42	Perimeter	CA2 1819242.L3 - FA - ②	12,060
192 24	29	Centered	CA1 2419229.L3 - ②	10,310
	29	Perimeter	CA2 2419229.L3 - ②	12,070
	36	Centered	CA1 2419236.L3 - ②	10,520
	36	Perimeter	CA2 2419236.L3 - ②	12,290
	42	Centered	CA1 2419242.L3 - ②	10,630
	42	Perimeter	CA2 2419242.L3 - ②	12,400
192 30	29	Centered	CA1 3019229.L3 - ②	10,710
	29	Perimeter	CA2 3019229.L3 - ②	12,470
	36	Centered	CA1 3019236.L3 - ②	10,930
	36	Perimeter	CA2 3019236.L3 - ②	12,690
	42	Centered	CA1 3019242.L3 - ②	11,030
	42	Perimeter	CA2 3019242.L3 - ②	12,800
192 36	29	Centered	CA1 3619229.L3 - ②	11,350
	29	Perimeter	CA2 3619229.L3 - ②	13,110
	36	Centered	CA1 3619236.L3 - ②	11,560
	36	Perimeter	CA2 3619236.L3 - ②	13,330
	42	Centered	CA1 3619242.L3 - ②	11,670
	42	Perimeter	CA2 3619242.L3 - ②	13,430

NOTE:



- 29" high Tables do not meet BIFMA requirements. Coby Apron tables were designed to be heavy duty worktables and do not accommodate standard seating. See website for seating height recommendations.
- 18" wide tables that are 36" or 42" high include floor anchors
- 132" – 192" long tables are two-piece Tabletops and have 6 legs
- 2-piece tabletops are not grained matched due to limitations of materials

To Order, Specify:

1. List Model Code

2. ② Options (list in alphabetical order):

- CSI Industrial locking casters, add \$400 per table
- FA Floor anchor brackets, add \$200 list per table (mounting hardware not included)
- GB Non-Powered Grommet (Black), add \$40 list each
- GS Non-Powered Grommet (Silver), add \$40 list each



- PCLB Apron power; 2 outlets (Black), add \$540 list each
- PCLS Apron power; 2 outlets (Silver), add \$540 list each
- PCLW Apron power; 2 outlets (White), add \$540 list each



- PCULB Apron power; 2 outlets + 2 USB-A (Black), add \$740 list each
- PCULS Apron power; 2 outlets + 2 USB-A (Silver), add \$740 list each
- PCULW Apron power; 2 outlets + 2 USB-A (White), add \$740 list each



- PST572F Power Starter Cable – 72" long, add \$270 list per table

Select Power Box Location Code

PrL	PpL	PoL
PsL	Location Codes	PnL
PjL	PkL	PmL

- SHELF-L HPL Shelf for Perimeter Models, add \$2,320 list
- SHELF-S Steel Shelf for Perimeter Models, add \$2,320 list

- WB Wire Management holes in 2 legs, add \$100 list each
- WMAGB Magnetic Wire Manager (Black), add \$100 list
- WMAGS Magnetic Wire Manager (Silver), add \$100 list
- WMAGW Magnetic Wire Manager (White), add \$100 list

3. Finishes

- Laminate Color:
- Top Edge Color:
- Base Color:
- Shelf Laminate, (if applicable):

4. Quantity of Tables

Rectangle – 16' long tables



Centered Footrail



Perimeter Footrail

L X W	HEIGHT	FOOTRAIL	MODEL CODE	LIST PRICE
192 42	29	Centered	CA1 4219229.L3 - 2	11,910
	29	Perimeter	CA2 4219229.L3 - 2	13,670
36	Centered	CA1 4219236.L3 - 2	12,130	
	Perimeter	CA2 4219236.L3 - 2	13,890	
42	Centered	CA1 4219242.L3 - 2	12,230	
	Perimeter	CA2 4219242.L3 - 2	14,000	
192 48	29	Centered	CA1 4819229.L3 - 2	12,110
	29	Perimeter	CA2 4819229.L3 - 2	13,870
36	Centered	CA1 4819236.L3 - 2	12,320	
	Perimeter	CA2 4819236.L3 - 2	14,090	
42	Centered	CA1 4819242.L3 - 2	12,430	
	Perimeter	CA2 4819242.L3 - 2	14,200	
192 60	29	Centered	CA1 6019229.L3 - 2	13,140
	29	Perimeter	CA2 6019229.L3 - 2	14,900
36	Centered	CA1 6019236.L3 - 2	13,360	
	Perimeter	CA2 6019236.L3 - 2	15,120	
42	Centered	CA1 6019242.L3 - 2	13,460	
	Perimeter	CA2 6019242.L3 - 2	15,230	

NOTE:



- 29" high Tables do not meet BIFMA requirements. Coby Apron tables were designed to be heavy duty worktables and do not accommodate standard seating. See website for seating height recommendations.
- 132" – 192" long tables are two-piece Tabletops and have 6 legs
- 2-piece tabletops are not grained matched due to limitations of materials

To Order, Specify:

1. List Model Code

2. Options (list in alphabetical order):

- CSI Industrial locking casters, add \$400 per table
- FA Floor anchor brackets, add \$200 list per table (mounting hardware not included)
- GB Non-Powered Grommet (Black), add \$40 list each
- GS Non-Powered Grommet (Silver), add \$40 list each



- PCLB Apron power; 2 outlets (Black), add \$540 list each
- PCLS Apron power; 2 outlets (Silver), add \$540 list each
- PCLW Apron power; 2 outlets (White), add \$540 list each



- PCULB Apron power; 2 outlets + 2 USB-A (Black), add \$740 list each
- PCULS Apron power; 2 outlets + 2 USB-A (Silver), add \$740 list each
- PCULW Apron power; 2 outlets + 2 USB-A (White), add \$740 list each



- PSTS72F Power Starter Cable – 72"long, add \$270 list per table

Select Power Box Location Code

PrL	PpL	PoL
PsL	Location Codes	PnL
PjL	PkL	PmL

- SHELF-L HPL Shelf for Perimeter Models, add \$2,320 list
- SHELF-S Steel Shelf for Perimeter Models, add \$2,320 list

- WB Wire Management holes in 2 legs, add \$100 list each
- WMAGB Magnetic Wire Manager (Black), add \$100 list
- WMAGS Magnetic Wire Manager (Silver), add \$100 list
- WMAGW Magnetic Wire Manager (White), add \$100 list

3. Finishes

- Laminate Color:
- Top Edge Color:
- Base Color:
- Shelf Laminate, (if applicable):

4. Quantity of Tables

Rectangle – 20' long tables



Centered Footrail



Perimeter Footrail

L X W	HEIGHT	FOOTRAIL	MODEL CODE	LIST PRICE
240 18	29	Centered	CA1 1824029.L3 - ②	13,040
		Perimeter	CA2 1824029.L3 - ②	15,610
	36	Centered	CA1 1824036.L3 - FA - ②	13,530
		Perimeter	CA2 1824036.L3 - FA - ②	16,100
	42	Centered	CA1 1824042.L3 - FA - ②	13,670
		Perimeter	CA2 1824042.L3 - FA - ②	16,240
240 24	29	Centered	CA1 2424029.L3 - ②	13,730
		Perimeter	CA2 2424029.L3 - ②	16,310
	36	Centered	CA1 2424036.L3 - ②	14,020
		Perimeter	CA2 2424036.L3 - ②	16,600
	42	Centered	CA1 2424042.L3 - ②	14,170
		Perimeter	CA2 2424042.L3 - ②	16,740
240 30	29	Centered	CA1 3024029.L3 - ②	14,210
		Perimeter	CA2 3024029.L3 - ②	16,790
	36	Centered	CA1 3024036.L3 - ②	14,500
		Perimeter	CA2 3024036.L3 - ②	17,080
	42	Centered	CA1 3024042.L3 - ②	14,650
		Perimeter	CA2 3024042.L3 - ②	17,220
240 36	29	Centered	CA1 3624029.L3 - ②	15,010
		Perimeter	CA2 3624029.L3 - ②	17,580
	36	Centered	CA1 3624036.L3 - ②	15,290
		Perimeter	CA2 3624036.L3 - ②	17,870
	42	Centered	CA1 3624042.L3 - ②	15,440
		Perimeter	CA2 3624042.L3 - ②	18,010

NOTE:



- 29" high Tables do not meet BIFMA requirements. Coby Apron tables were designed to be heavy duty worktables and do not accommodate standard seating. See website for seating height recommendations.
- 18" wide tables that are 36" or 42" high include floor anchors
- 240" long tables are two-piece Tabletops and have 8 bases
- 2-piece tabletops are not grained matched due to limitations of materials

To Order, Specify:

1. List Model Code

2. ② Options (list in alphabetical order):

- CSI Industrial locking casters, add \$400 per table
- FA Floor anchor brackets, add \$200 list per table (mounting hardware not included)
- GB Non-Powered Grommet (Black), add \$40 list each
- GS Non-Powered Grommet (Silver), add \$40 list each



- PCLB Apron power; 2 outlets (Black), add \$540 list each
- PCLS Apron power; 2 outlets (Silver), add \$540 list each
- PCLW Apron power; 2 outlets (White), add \$540 list each



- PCULB Apron power; 2 outlets + 2 USB-A (Black), add \$740 list each
- PCULS Apron power; 2 outlets + 2 USB-A (Silver), add \$740 list each
- PCULW Apron power; 2 outlets + 2 USB-A (White), add \$740 list each



- PST572F Power Starter Cable – 72" long, add \$270 list per table

Select Power Box Location Code

PrL	PpL	PoL
PsL	Location Codes	PnL
PjL	PkL	PmL

- SHELF-L HPL Shelf for Perimeter Models, add \$2,700 list
- SHELF-S Steel Shelf for Perimeter Models, add \$2,700 list

- WB Wire Management holes in 2 legs, add \$100 list each
- WMAGB Magnetic Wire Manager (Black), add \$100 list
- WMAGS Magnetic Wire Manager (Silver), add \$100 list
- WMAGW Magnetic Wire Manager (White), add \$100 list

3. Finishes

- Laminate Color:
- Top Edge Color:
- Base Color:
- Shelf Laminate, (if applicable):

4. Quantity of Tables

COBY APRON TABLES

Rectangle – 20' long tables



Centered Footrail



Perimeter Footrail

L X W	HEIGHT	FOOTRAIL	MODEL CODE	LIST PRICE
240 42	29	Centered	CA1 4224029.L3 - 2	15,710
	29	Perimeter	CA2 4224029.L3 - 2	18,290
	36	Centered	CA1 4224036.L3 - 2	16,000
	36	Perimeter	CA2 4224036.L3 - 2	18,580
	42	Centered	CA1 4224042.L3 - 2	16,150
	42	Perimeter	CA2 4224042.L3 - 2	18,720
240 48	29	Centered	CA1 4824029.L3 - 2	15,980
	29	Perimeter	CA2 4824029.L3 - 2	18,550
	36	Centered	CA1 4824036.L3 - 2	16,270
	36	Perimeter	CA2 4824036.L3 - 2	18,840
	42	Centered	CA1 4824042.L3 - 2	16,410
	42	Perimeter	CA2 4824042.L3 - 2	18,980
240 60	29	Centered	CA1 6024029.L3 - 2	17,250
	29	Perimeter	CA2 6024029.L3 - 2	19,820
	36	Centered	CA1 6024036.L3 - 2	17,540
	36	Perimeter	CA2 6024036.L3 - 2	20,110
	42	Centered	CA1 6024042.L3 - 2	17,680
	42	Perimeter	CA2 6024042.L3 - 2	20,260

NOTE:



- 29" high Tables do not meet BIFMA requirements. Coby Apron tables were designed to be heavy duty worktables and do not accommodate standard seating. See website for seating height recommendations.
- 240" long tables are two-piece Tabletops and have 8 bases
- 2-piece tabletops are not grained matched due to limitations of materials

To Order, Specify:

1. List Model Code

2. Options (list in alphabetical order):

- CSI Industrial locking casters, add \$400 per table
- FA Floor anchor brackets, add \$200 list per table (mounting hardware not included)
- GB Non-Powered Grommet (Black), add \$40 list each
- GS Non-Powered Grommet (Silver), add \$40 list each



- PCLB Apron power; 2 outlets (Black), add \$540 list each
- PCLS Apron power; 2 outlets (Silver), add \$540 list each
- PCLW Apron power; 2 outlets (White), add \$540 list each

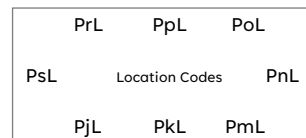


- PCULB Apron power; 2 outlets + 2 USB-A (Black), add \$740 list each
- PCULS Apron power; 2 outlets + 2 USB-A (Silver), add \$740 list each
- PCULW Apron power; 2 outlets + 2 USB-A (White), add \$740 list each



- PST572F Power Starter Cable – 72"long, add \$270 list per table

Select Power Box Location Code



- SHELF-L HPL Shelf for Perimeter Models, add \$2,700 list
- SHELF-S Steel Shelf for Perimeter Models, add \$2,700 list

- WB Wire Management holes in 2 legs, add \$100 list each
- WMAGB Magnetic Wire Manager (Black), add \$100 list
- WMAGS Magnetic Wire Manager (Silver), add \$100 list
- WMAGW Magnetic Wire Manager (White), add \$100 list

3. Finishes

- Laminate Color:
- Top Edge Color:
- Base Color:
- Shelf Laminate, (if applicable):

4. Quantity of Tables


Squares



No Footrail



Centered



Perimeter

L X W	HEIGHT	FOOTRAIL	MODEL CODE	LIST PRICE
18 18	29		CA0 181829.L3 - ②	2,260
	29	Centered	CA1 181829.L3 - ②	3,070
	29	Perimeter	CA2 181829.L3 - ②	3,340
24 24	29		CA0 242429.L3 - ②	2,660
	29	Centered	CA1 242429.L3 - ②	3,550
	29	Perimeter	CA2 242429.L3 - ②	3,840
	36		CA0 242436.L3 - ②	2,810
	36	Centered	CA1 242436.L3 - ②	3,690
	36	Perimeter	CA2 242436.L3 - ②	3,980
	42		CA0 242442.L3 - ②	2,880
42 42	Centered	CA1 242442.L3 - ②	3,760	
	Perimeter	CA2 242442.L3 - ②	4,060	
	30 30	29		CA0 303029.L3 - ②
29		Centered	CA1 303029.L3 - ②	3,660
36			CA0 303036.L3 - ②	2,900
36		Centered	CA1 303036.L3 - ②	3,800
36		Perimeter	CA2 303036.L3 - ②	4,100
42			CA0 303042.L3 - ②	2,980
42		Centered	CA1 303042.L3 - ②	3,880
36 36	29		CA0 363629.L3 - ②	2,830
	29	Centered	CA1 363629.L3 - ②	4,000
	29	Perimeter	CA2 363629.L3 - ②	4,390
	36		CA0 363636.L3 - ②	2,980
	36	Centered	CA1 363636.L3 - ②	4,150
	36	Perimeter	CA2 363636.L3 - ②	4,540
	42		CA0 363642.L3 - ②	3,050
	42	Centered	CA1 363642.L3 - ②	4,220
	42	Perimeter	CA2 363642.L3 - ②	4,610

NOTE:

- 29" high Tables do not meet BIFMA requirements. Coby Apron tables were designed to be heavy duty worktables and do not accommodate standard seating. See website for seating height recommendations.

To Order, Specify:

1. List Model Code

2. ② Options (list in alphabetical order):

- CSI Industrial locking casters, add \$400 per table
- FA Floor anchor brackets, add \$200 list per table (mounting hardware not included)
- GB Non-Powered Grommet (Black), add \$40 list each
- GS Non-Powered Grommet (Silver), add \$40 list each

- PCLB Apron power; 2 outlets (Black), add \$540 list each
- PCLS Apron power; 2 outlets (Silver), add \$540 list each
- PCLW Apron power; 2 outlets (White), add \$540 list each



- PCULB Apron power; 2 outlets + 2 USB-A (Black), add \$740 list each
- PCULS Apron power; 2 outlets + 2 USB-A (Silver), add \$740 list each
- PCULW Apron power; 2 outlets + 2 USB-A (White), add \$740 list each



- PSTS72F Power Starter Cable - 72" long, add \$270 list per table

Select Power Box Location Code

PrL	PpL	PoL
PsL	Location Codes	PnL
PjL	PkL	PmL

- SHELF-L HPL Shelf for Perimeter Models, add
- SHELF-S Steel Shelf for Perimeter Models, add \$590 per 36" long shelf

- WB Wire Management holes in 2 legs, add \$100 list each
- WMAGB Magnetic Wire Manager (Black), add \$100 list
- WMAGS Magnetic Wire Manager (Silver), add \$100 list
- WMAGW Magnetic Wire Manager (White), add \$100 list

3. Finishes

- Laminate Color:
- Top Edge Color:
- Base Color:
- Shelf Laminate, (if applicable):

4. Quantity of Tables

Squares



L X W	HEIGHT	FOOTRAIL	MODEL CODE	LIST PRICE
42	42	29	CA0 424229.L3 - ②	2,950
		29 Centered	CA1 424229.L3 - ②	4,180
		29 Perimeter	CA2 424229.L3 - ②	4,580
		36	CA0 424236.L3 - ②	3,100
		36 Centered	CA1 424236.L3 - ②	4,320
		36 Perimeter	CA2 424236.L3 - ②	4,730
		42	CA0 424242.L3 - ②	3,170
		42 Centered	CA1 424242.L3 - ②	4,390
		42 Perimeter	CA2 424242.L3 - ②	4,800
48	48	29	CA0 484829.L3 - ②	3,050
		29 Centered	CA1 484829.L3 - ②	4,400
		29 Perimeter	CA2 484829.L3 - ②	4,850
		36	CA0 484836.L3 - ②	3,190
		36 Centered	CA1 484836.L3 - ②	4,540
		36 Perimeter	CA2 484836.L3 - ②	4,990
		42	CA0 484842.L3 - ②	3,260
		42 Centered	CA1 484842.L3 - ②	4,610
		42 Perimeter	CA2 484842.L3 - ②	5,060
60	60	29	CA0 606029.L3 - ②	3,120
		29 Centered	CA1 606029.L3 - ②	4,810
		29 Perimeter	CA2 606029.L3 - ②	5,380
		36	CA0 606036.L3 - ②	3,260
		36 Centered	CA1 606036.L3 - ②	4,960
		36 Perimeter	CA2 606036.L3 - ②	5,520
		42	CA0 606042.L3 - ②	3,340
		42 Centered	CA1 606042.L3 - ②	5,030
		42 Perimeter	CA2 606042.L3 - ②	5,590

NOTE:

- 29" high Tables do not meet BIFMA requirements. Coby Apron tables were designed to be heavy duty worktables and do not accommodate standard seating. See website for seating height recommendations.

To Order, Specify:

1. List Model Code

2. ② Options (list in alphabetical order):

- CSI Industrial locking casters, add \$400 per table
- FA Floor anchor brackets, add \$200 list per table (mounting hardware not included)
- GB Non-Powered Grommet (Black), add \$40 list each
- GS Non-Powered Grommet (Silver), add \$40 list each

- PCLB Apron power; 2 outlets (Black), add \$540 list each
- PCLS Apron power; 2 outlets (Silver), add \$540 list each
- PCLW Apron power; 2 outlets (White), add \$540 list each



- PCULB Apron power; 2 outlets + 2 USB-A (Black), add \$740 list each
- PCULS Apron power; 2 outlets + 2 USB-A (Silver), add \$740 list each
- PCULW Apron power; 2 outlets + 2 USB-A (White), add \$740 list each



- PSTS72F Power Starter Cable – 72" long, add \$270 list per table

Select Power Box Location Code

PrL	PpL	PoL
PsL	Location Codes	PnL
PjL	PkL	PmL

- SHELF-L HPL Shelf for Perimeter Models, add
- SHELF-S Steel Shelf for Perimeter Models, add \$670 per 42" long shelf \$680 per 48" long shelf \$760 per 60" long shelf

- WB Wire Management holes in 2 legs, add \$100 list each
- WMAGB Magnetic Wire Manager (Black), add \$100 list
- WMAGS Magnetic Wire Manager (Silver), add \$100 list
- WMAGW Magnetic Wire Manager (White), add \$100 list

3. Finishes

- Laminate Color:
- Top Edge Color:
- Base Color:
- Shelf Laminate, (if applicable):

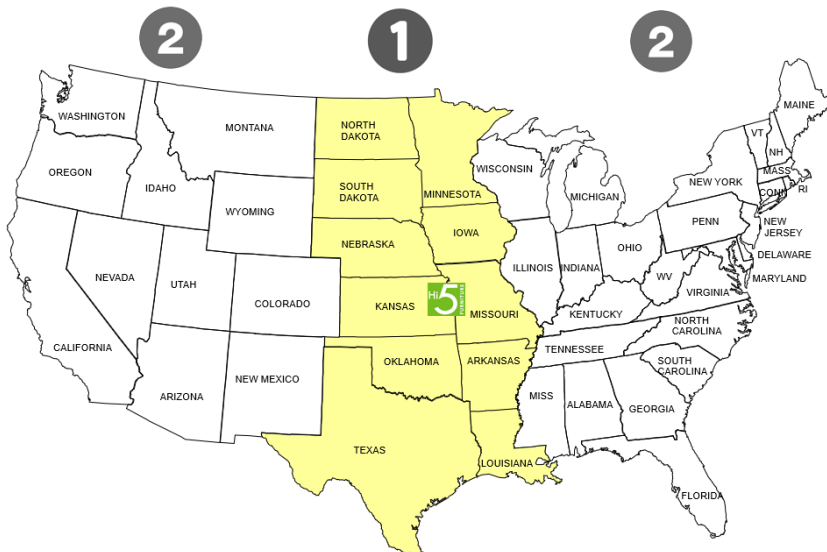
4. Quantity of Tables

COBY POST PRICE BOOK

Effective 03/01/2023



Freight Program



Yellow - Zone 1 Prepaid Freight on orders over \$3000 NET
Orders under \$3000 NET - Add \$300 NET to order

White - Zone 2 Prepaid Freight on orders over \$6000 NET
Orders under \$6000 NET - Add \$600 NET to order

COBY POST TABLES

Statement of Line



Round Top
29" high
Levelers



Square Top
29" high
Levelers



Rectangle Top
29" high
Levelers



Rectangle Top
29" high
Industrial Casters



Rectangle Top
42" high
Industrial Casters



Crescent Top
29" high
Levelers



Half Round Top
29" high
Levelers

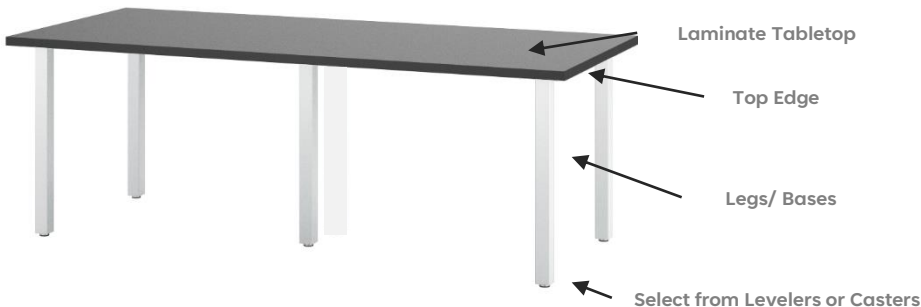


Trapezoid Top
29" high
Levelers

Email PO to Sales@Hi5Furniture.com

LIST PRICE

STEP 1	List Model Code of Table	CP5 306029.L3	\$1,630
STEP 2	List Options	TG-A	\$ 200
			\$ 1,830 List Price Per Table
STEP 3	List Finishes		
	Top Laminate Name & Number	WA Designer White D354-60	
	Top Edge Color	Designer White	
	Metal Color	Black [BK]	
STEP 4	List the Quantity of Tables	Qty. 30	x 30
			\$ 54,900 Total List Price



Rectangle



29" high on levelers



Bar Height on Casters

LxW	HEIGHT	# OF LEGS	MODEL CODE	LIST PRICE
42 18 29	4	CP4 184229.L3 - ②	1,240	
42 24 29	4	CP4 244229.L3 - ②	1,290	
42 30 29	4	CP4 304229.L3 - ②	1,360	
42 36 29	4	CP4 364229.L3 - ②	1,420	
48 18 29	4	CP4 184829.L3 - ②	1,250	
48 24 29	4	CP4 244829.L3 - ②	1,290	
48 30 29	4	CP4 304829.L3 - ②	1,370	
48 36 29	4	CP4 364829.L3 - ②	1,440	
60 18 29	5	CP5 186029.L3 - ②	1,490	
60 24 29	5	CP5 246029.L3 - ②	1,550	
60 30 29	5	CP5 306029.L3 - ②	1,630	
60 36 29	5	CP5 366029.L3 - ②	1,710	
60 42 29	5	CP5 426029.L3 - ②	1,980	
60 48 29	5	CP5 486029.L3 - ②	1,990	
66 18 29	5	CP5 186629.L3 - ②	1,550	
66 24 29	5	CP5 246629.L3 - ②	1,620	
66 30 29	5	CP5 306629.L3 - ②	1,710	
66 36 29	5	CP5 366629.L3 - ②	1,930	
66 42 29	5	CP5 426629.L3 - ②	2,190	
66 48 29	5	CP5 486629.L3 - ②	2,120	
72 18 29	5	CP5 187229.L3 - ②	1,550	
72 24 29	5	CP5 247229.L3 - ②	1,630	
72 30 29	5	CP5 307229.L3 - ②	1,720	
72 36 29	5	CP5 367229.L3 - ②	1,930	
72 42 29	5	CP5 427229.L3 - ②	2,120	
72 48 29	6	CP6 487229.L3 - ②	2,290	
72 60 29	6	CP6 607229.L3 - ②	2,500	

To Order, Specify:

1. List Model Code



2. ② Options (list in alphabetical order):

BH Bar Height 42" tall, add \$400 per table
18" wide tables that are 36" or 42" high must add floor anchors

CH Café Height 36" tall, add \$400 per table
18" wide tables that are 36" or 42" high must add floor anchors

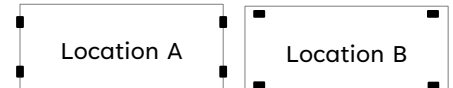
CSI Industrial locking casters, add \$100 per caster

GB Non-Powered Grommet (Black), add \$40 list each
GS Non-Powered Grommet (Silver), add \$40 list each
Select Location Code



FA Floor anchor brackets, add \$200 list per table
(mounting hardware not included)

TG Table Gangers, add \$200 list per table
Select Location Code



WB One Cable base with hole, add \$100 list per table

WMAGB Magnetic Wire Manager (Black), add \$100 list

WMAGS Magnetic Wire Manager (Silver), add \$100 list

WMAGW Magnetic Wire Manager (White), add \$100 list

3. Finishes

Laminate Color:

Top Edge Color:

Base Color:

4. Quantity of Tables

Rectangle



LxW	HEIGHT	# OF LEGS	MODEL CODE	LIST PRICE	
84	18	29	5	CP5 188429.L3 - ②	1,780
84	24	29	5	CP5 248429.L3 - ②	1,870
84	30	29	5	CP5 308429.L3 - ②	2,000
84	36	29	5	CP5 368429.L3 - ②	2,120
84	42	29	5	CP5 428429.L3 - ②	2,370
84	48	29	6	CP6 488429.L3 - ②	2,550
84	60	29	6	CP6 608429.L3 - ②	2,810
96	18	29	5	CP5 189629.L3 - ②	1,810
96	24	29	5	CP5 249629.L3 - ②	1,890
96	30	29	5	CP5 309629.L3 - ②	2,020
96	36	29	5	CP5 369629.L3 - ②	2,140
96	42	29	5	CP5 429629.L3 - ②	2,390
96	48	29	6	CP6 489629.L3 - ②	2,580
96	60	29	6	CP6 609629.L3 - ②	2,830
108	18	29	5	CP5 1810829.L3 - ②	1,990
108	24	29	5	CP5 2410829.L3 - ②	2,020
108	30	29	5	CP5 3010829.L3 - ②	2,190
108	36	29	5	CP5 3610829.L3 - ②	2,340
108	42	29	5	CP5 4210829.L3 - ②	2,650
108	48	29	6	CP6 4810829.L3 - ②	2,830
108	60	29	6	CP6 6010829.L3 - ②	3,130
120	18	29	6	CP6 1812029.L3 - ②	2,210
120	24	29	6	CP6 2412029.L3 - ②	2,210
120	30	29	6	CP6 3012029.L3 - ②	2,380
120	36	29	6	CP6 3612029.L3 - ②	2,530
120	42	29	6	CP6 4212029.L3 - ②	2,830
120	48	29	8	CP8 4812029.L3 - ②	3,190
120	60	29	8	CP8 6012029.L3 - ②	3,500

To Order, Specify:

1. List Model Code

2. ② Options (list in alphabetical order):

BH Bar Height 42" tall, add \$400 per table
18" wide tables that are 36" or 42" high must add floor anchors

CH Café Height 36" tall, add \$400 per table
18" wide tables that are 36" or 42" high must add floor anchors

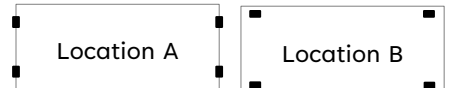
CSI Industrial locking casters, add \$100 per caster

GB Non-Powered Grommet (Black), add \$40 list each
 GS Non-Powered Grommet (Silver), add \$40 list each
 Select Location Code



FA Floor anchor brackets, add \$200 list per table
 (mounting hardware not included)

TG Table Gangers, add \$200 list per table
 Select Location Code



WB One Cable base with hole, add \$100 list per table

WMAGB Magnetic Wire Manager (Black), add \$100 list
 WMAGS Magnetic Wire Manager (Silver), add \$100 list
 WMAGW Magnetic Wire Manager (White), add \$100 list

3. Finishes

Laminate Color:
 Top Edge Color:
 Base Color:

4. Quantity of Tables

Shapes



LxW	HEIGHT	# OF LEGS	MODEL CODE	LIST PRICE	
72	30	29	5	CP5 307229 CR.L3 - ②	1,900



LxW	HEIGHT	# OF LEGS	MODEL CODE	LIST PRICE	
48	24	29	3	CP3 482429 HR.L3 - ②	1,290
60	30	29	3	CP3 603029 HR.L3 - ②	1,440
72	36	29	4	CP4 723629 HR.L3 - ②	1,910



LxW	HEIGHT	# OF LEGS	MODEL CODE	LIST PRICE	
60	24	29	4	CP4 246029 TZ.L3 - ②	1,480
72	30	29	5	CP5 247229 TZ.L3 - ②	1,730
60	30	29	4	CP4 306029 TZ.L3 - ②	1,550
72	30	29	5	CP5 307229 TZ.L3 - ②	1,820

To Order, Specify:



1. List Model Code

2. ② Options (list in alphabetical order):

BH Bar Height 42" tall, add \$400 per table
 CH Café Height 36" tall, add \$400 per table
24" wide tables that are 36" or 42" high must add floor anchors

CSI Industrial locking casters, add \$100 per caster

GB Non-Powered Grommet (Black), add \$40 list each
 GS Non-Powered Grommet (Silver), add \$40 list each
 Select Location Code



FA Floor anchor brackets, add \$200 list per table
 (mounting hardware not included)

TG Table Gangers, add \$200 list per table
 Select Location Code



WB One Cable base with hole, add \$100 list per table

WMAGB Magnetic Wire Manager (Black), add \$100 list
 WMAGS Magnetic Wire Manager (Silver), add \$100 list
 WMAGW Magnetic Wire Manager (White), add \$100 list

3. Finishes

Laminate Color:
 Top Edge Color:
 Base Color:

4. Quantity of Tables

Round + Squares



LxW	HEIGHT	# OF LEGS	MODEL CODE	LIST PRICE
24	29	4	CP4 2429.L3 - ②	1,270
30	29	4	CP4 3029.L3 - ②	1,330
36	29	4	CP4 3629.L3 - ②	1,420
42	29	4	CP4 4229.L3 - ②	1,610
48	29	4	CP4 4829.L3 - ②	1,630



LxW	HEIGHT	# OF LEGS	MODEL CODE	LIST PRICE	
24	24	29	4	CP4 242429.L3 - ②	1,270
30	30	29	4	CP4 303029.L3 - ②	1,330
36	36	29	4	CP4 363629.L3 - ②	1,420
42	42	29	4	CP4 424229.L3 - ②	1,630
48	48	29	4	CP4 484829.L3 - ②	2,170

To Order, Specify:



1. List Model Code

2. ② Options (list in alphabetical order):

BH Bar Height 42" tall, add \$300 per table
 CH Café Height 36" tall, add \$300 per table
24" wide tables that are 36" or 42" high must add floor anchors

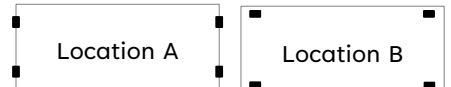
CSI Industrial locking casters, add \$100 per caster

GB Non-Powered Grommet (Black), add \$40 list each
 GS Non-Powered Grommet (Silver), add \$40 list each



FA Floor anchor brackets, add \$200 list per table
 (mounting hardware not included)

TG Table Gangers, add \$200 list per table
 Select Location Code



WB One Cable base with hole, add \$100 list per table

WMAGB Magnetic Wire Manager (Black), add \$100 list
 WMAGS Magnetic Wire Manager (Silver), add \$100 list
 WMAGW Magnetic Wire Manager (White), add \$100 list

3. Finishes

Laminate Color:
 Top Edge Color:
 Base Color:

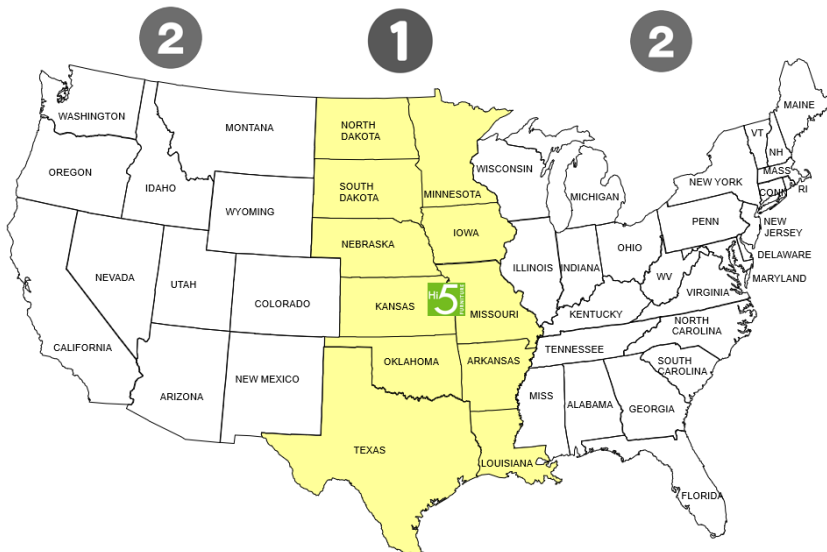
4. Quantity of Tables

COBY SQUARE PRICE BOOK

Effective 03/01/2023



Freight Program



Yellow - Zone 1 Prepaid Freight on orders over \$3000 NET
Orders under \$3000 NET - Add \$300 NET to order

White - Zone 2 Prepaid Freight on orders over \$6000 NET
Orders under \$6000 NET - Add \$600 NET to order

COBY SQUARE TABLES

Statement of Line



Email PO to Sales@Hi5Furniture.com

			<u>LIST PRICE</u>
STEP 1	List Model Code of Table	CST 369642.L3-2	\$4,870
STEP 2	List Options		<u>\$ 0</u>
			\$4,870 List Price Per Table
STEP 3	List Finishes		
	Top Laminate Name & Number	WA Designer White D354-60	
	Top Edge Color	Designer White	
	Metal Color	Black [BK]	
STEP 4	List the Quantity of Tables	Qty. 10	
			x 10
			<u>\$48,700</u> Sub-Total List Price for Order
			<u>0</u> Freight (if applicable)
			<u>\$48,700</u> Total List Price for Order



Rectangle – 3.5' and 4' long tables



CSM Model



CST Model



L	X	W	BASE		MODEL CODE	L3 PRICE	L11 PRICE
			HEIGHT	PLACEMENT			
42	24	29	Inset	CSM 244229.	① - ②	2,630	3,300
			Outset	CST 244229.	① - ②	2,760	3,450
	36	Outset	CST 244236.	① - ②	3,160	3,920	
		Outset	CST 244242.	① - ②	3,160	3,920	
42	30	29	Inset	CSM 304229.	① - ②	2,700	3,390
			Outset	CST 304229.	① - ②	2,960	3,710
	36	Outset	CST 304236.	① - ②	3,160	3,940	
		Outset	CST 304242.	① - ②	3,360	4,170	
42	36	29	Inset	CSM 364229.	① - ②	2,750	3,480
			Outset	CST 364229.	① - ②	3,280	4,100
	36	Outset	CST 364236.	① - ②	3,410	4,260	
		Outset	CST 364242.	① - ②	3,540	4,410	
48	24	29	Inset	CSM 244829.	① - ②	2,640	3,310
			Outset	CST 244829.	① - ②	2,770	3,460
	36	Outset	CST 244836.	① - ②	3,170	3,930	
		Outset	CST 244842.	① - ②	3,170	3,930	
48	30	29	Inset	CSM 304829.	① - ②	2,710	3,410
			Outset	CST 304829.	① - ②	2,970	3,720
	36	Outset	CST 304836.	① - ②	3,170	3,960	
		Outset	CST 304842.	① - ②	3,370	4,190	
48	36	29	Inset	CSM 364829.	① - ②	2,760	3,500
			Outset	CST 364829.	① - ②	3,290	4,120
	36	Outset	CST 364836.	① - ②	3,420	4,280	
		Outset	CST 364842.	① - ②	3,550	4,430	

To Order, Specify:

1. **①** List Model Code with either L3 or L11 Tabletop Edge

2. **②** Options (list in alphabetical order):

- GB Non-Powered Grommet (Black), add \$40 list each
 - GS Non-Powered Grommet (Silver), add \$40 list each
- Select Location Code



- WMAGB Magnetic Wire Manager (Black), add \$100 list
- WMAGS Magnetic Wire Manager (Silver), add \$100 list
- WMAGW Magnetic Wire Manager (White), add \$100 list

3. **Finishes**

- Laminate Color:
- Top Edge Color:
- Base Color:

4. **Quantity of Tables**

Rectangle – 5' long tables



CSM Model



CST Model

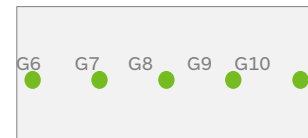

L	X	W	BASE		MODEL CODE	L3 PRICE	L11 PRICE
			HEIGHT	PLACEMENT			
60	24	29	Inset	CSM 246029.	① - ②	2,700	3,390
			Outset	CST 246029.	① - ②	2,830	3,550
	36	Outset	CST 246036.	① - ②	3,220	4,020	
		Outset	CST 246042.	① - ②	3,220	4,020	
60	30	29	Inset	CSM 306029.	① - ②	2,770	3,510
			Outset	CST 306029.	① - ②	3,040	3,820
	36	Inset	CSM 306036.	① - ②	2,970	3,740	
		Outset	CST 306036.	① - ②	3,230	4,060	
	42	Inset	CSM 306042.	① - ②	3,170	3,980	
		Outset	CST 306042.	① - ②	3,430	4,290	
60	36	29	Inset	CSM 366029.	① - ②	2,850	3,630
			Outset	CST 366029.	① - ②	3,380	4,260
	36	Inset	CSM 366036.	① - ②	3,050	3,870	
		Outset	CST 366036.	① - ②	3,510	4,410	
	42	Inset	CSM 366042.	① - ②	3,250	4,100	
		Outset	CST 366042.	① - ②	3,640	4,570	
60	42	29	Inset	CSM 426029.	① - ②	3,220	4,160
			Outset	CST 426029.	① - ②	5,140	6,420
	36	Inset	CSM 426036.	① - ②	3,420	4,390	
		Outset	CST 426036.	① - ②	5,340	6,660	
	42	Inset	CSM 426042.	① - ②	3,620	4,630	
		Outset	CST 426042.	① - ②	5,530	6,890	
60	48	29	Inset	CSM 486029.	① - ②	3,220	4,160
			Outset	CST 486029.	① - ②	5,340	6,660
	36	Inset	CSM 486036.	① - ②	3,420	4,390	
		Outset	CST 486036.	① - ②	5,530	6,890	
	42	Inset	CSM 486042.	① - ②	3,620	4,630	
		Outset	CST 486042.	① - ②	5,730	7,120	

To Order, Specify:

1. **①** List Model Code with either L3 or L11 Tabletop Edge

2. **②** Options (list in alphabetical order):

- GB Non-Powered Grommet (Black), add \$40 list each
 - GS Non-Powered Grommet (Silver), add \$40 list each
- Select Location Code



- WMAGB Magnetic Wire Manager (Black), add \$100 list
- WMAGS Magnetic Wire Manager (Silver), add \$100 list
- WMAGW Magnetic Wire Manager (White), add \$100 list

3. Finishes

- Laminate Color:
- Top Edge Color:
- Base Color:

4. Quantity of Tables

Rectangle – 5.5' long tables



CSM Model



CST Model



L	X	W	BASE		MODEL CODE	L3 PRICE	L11 PRICE
			HEIGHT	PLACEMENT			
66	24	29	Inset	CSM 246629.	① - ②	2,770	3,510
			Outset	CST 246629.	① - ②	2,900	3,670
	36	Outset	CST 246636.	① - ②	3,300	4,130	
		Outset	CST 246642.	① - ②	3,300	4,130	
66	30	29	Inset	CSM 306629.	① - ②	2,850	3,630
			Outset	CST 306629.	① - ②	3,250	4,100
	36	Inset	CSM 306636.	① - ②	3,050	3,870	
		Outset	CST 306636.	① - ②	3,440	4,340	
	42	Inset	CSM 306642.	① - ②	3,250	4,100	
		Outset	CST 306642.	① - ②	3,640	4,570	
66	36	29	Inset	CSM 366629.	① - ②	3,040	3,920
			Outset	CST 366629.	① - ②	3,560	4,540
	36	Inset	CSM 366636.	① - ②	3,230	4,150	
		Outset	CST 366636.	① - ②	3,700	4,700	
	42	Inset	CSM 366642.	① - ②	3,430	4,390	
		Outset	CST 366642.	① - ②	3,830	4,860	
66	42	29	Inset	CSM 426629.	① - ②	3,330	4,330
			Outset	CST 426629.	① - ②	5,250	6,590
	36	Inset	CSM 426636.	① - ②	3,530	4,560	
		Outset	CST 426636.	① - ②	5,450	6,830	
	42	Inset	CSM 426642.	① - ②	3,730	4,800	
		Outset	CST 426642.	① - ②	5,640	7,060	
66	48	29	Inset	CSM 486629.	① - ②	3,330	4,330
			Outset	CST 486629.	① - ②	5,450	6,830
	36	Inset	CSM 486636.	① - ②	3,530	4,560	
		Outset	CST 486636.	① - ②	5,640	7,060	
	42	Inset	CSM 486642.	① - ②	3,730	4,800	
		Outset	CST 486642.	① - ②	5,840	7,290	

To Order, Specify:

1. **①** List Model Code with either L3 or L11 Tabletop Edge

2. **②** Options (list in alphabetical order):

- GB Non-Powered Grommet (Black), add \$40 list each
 - GS Non-Powered Grommet (Silver), add \$40 list each
- Select Location Code



- WMAGB Magnetic Wire Manager (Black), add \$100 list
- WMAGS Magnetic Wire Manager (Silver), add \$100 list
- WMAGW Magnetic Wire Manager (White), add \$100 list

3. **Finishes**

- Laminate Color:
- Top Edge Color:
- Base Color:

4. **Quantity of Tables**

Rectangle – 6' long tables



CSM Model



CST Model

L	X	W	BASE		MODEL CODE	L3 PRICE	L11 PRICE
			HEIGHT	PLACEMENT			
72	24	29	Inset	CSM 247229.	①-②	2,880	3,680
			Outset	CST 247229.	①-②	3,010	3,840
	36	Inset	CSM 247236.	①-②	3,080	3,910	
		Outset	CST 247236.	①-②	3,410	4,300	
		Outset	CST 247242.	①-②	3,410	4,300	
72	30	29	Inset	CSM 307229.	①-②	2,970	3,820
			Outset	CST 307229.	①-②	3,370	4,280
	36	Inset	CSM 307236.	①-②	3,170	4,050	
		Outset	CST 307236.	①-②	3,560	4,520	
		Outset	CST 307242.	①-②	3,760	4,750	
72	36	29	Inset	CSM 367229.	①-②	3,050	3,930
			Outset	CST 367229.	①-②	3,580	4,560
	36	Inset	CSM 367236.	①-②	3,250	4,170	
		Outset	CST 367236.	①-②	3,710	4,710	
		Outset	CST 367242.	①-②	3,840	4,870	
72	42	29	Inset	CSM 427229.	①-②	3,330	4,330
			Outset	CST 427229.	①-②	5,250	6,590
	36	Inset	CSM 427236.	①-②	3,530	4,560	
		Outset	CST 427236.	①-②	5,450	6,830	
		Outset	CST 427242.	①-②	5,640	7,060	
72	48	29	Inset	CSM 487229.	①-②	3,330	4,330
			Outset	CST 487229.	①-②	5,450	6,830
	36	Inset	CSM 487236.	①-②	3,530	4,560	
		Outset	CST 487236.	①-②	5,640	7,060	
		Outset	CST 487242.	①-②	5,840	7,290	
72	60	29	Inset	CSM 607229.	①-②	3,650	5,070
			Outset	CST 607229.	①-②	5,830	7,640
	36	Inset	CSM 607236.	①-②	3,850	5,300	
		Outset	CST 607236.	①-②	6,030	7,880	
		Outset	CST 607242.	①-②	6,230	8,110	

To Order, Specify:

- ① List Model Code with either L3 or L11 Tabletop Edge
- ② Options (list in alphabetical order):

GB Non-Powered Grommet (Black), add \$40 list each
 GS Non-Powered Grommet (Silver), add \$40 list each
 Select Location Code



WMAGB Magnetic Wire Manager (Black), add \$100 list
 WMAGS Magnetic Wire Manager (Silver), add \$100 list
 WMAGW Magnetic Wire Manager (White), add \$100 list

3. Finishes

Laminate Color:
 Top Edge Color:
 Base Color:

4. Quantity of Tables

Rectangle – 7' long tables



CSM Model



CSC Model



CST Model



L	X	W	HEIGHT	BASE		L3	L11
				PLACEMENT	MODEL CODE		
84	24	29		Inset	CSM 248429. ①-②	2,990	3,850
		29		Center Posts	CSC 248429. ①-②	3,480	4,430
		29		Outset	CST 248429. ①-②	4,250	5,330
		36		Inset	CSM 248436. ①-②	3,190	4,080
		36		Center Posts	CSC 248436. ①-②	3,690	4,670
		36		Outset	CST 248436. ①-②	4,540	5,680
		42		Center Posts	CSC 248442. ①-②	3,900	4,920
		42		Outset	CST 248442. ①-②	4,840	6,030
84	30	29		Inset	CSM 308429. ①-②	3,100	4,020
		29		Center Posts	CSC 308429. ①-②	3,720	4,750
		29		Outset	CST 308429. ①-②	4,550	5,730
		36		Inset	CSM 308436. ①-②	3,300	4,250
		36		Center Posts	CSC 308436. ①-②	3,930	5,000
		36		Outset	CST 308436. ①-②	4,850	6,080
		42		Inset	CSM 308442. ①-②	3,500	4,490
		42		Center Posts	CSC 308442. ①-②	4,140	5,250
		42		Outset	CST 308442. ①-②	5,150	6,440
84	36	29		Inset	CSM 368429. ①-②	3,210	4,190
		29		Center Posts	CSC 368429. ①-②	4,460	5,660
		29		Outset	CST 368429. ①-②	4,270	5,430
		36		Inset	CSM 368436. ①-②	3,410	4,420
		36		Center Posts	CSC 368436. ①-②	4,610	5,840
		36		Outset	CST 368436. ①-②	4,570	5,790
		42		Inset	CSM 368442. ①-②	3,610	4,650
		42		Center Posts	CSC 368442. ①-②	4,760	6,020
		42		Outset	CST 368442. ①-②	4,860	6,140

To Order, Specify:

1. ① List Model Code with either L3 or L11 Tabletop Edge

2. ② Options (list in alphabetical order):

- GB Non-Powered Grommet (Black), add \$40 list each
 - GS Non-Powered Grommet (Silver), add \$40 list each
- Select Location Code



- WMAGB Magnetic Wire Manager (Black), add \$100 list
- WMAGS Magnetic Wire Manager (Silver), add \$100 list
- WMAGW Magnetic Wire Manager (White), add \$100 list

3. Finishes

- Laminate Color:
- Top Edge Color:
- Base Color:

4. Quantity of Tables

Rectangle – 7' long tables



CSM Model

CSC Model

CST Model



L	X	W	HEIGHT	BASE		L3	L11
				PLACEMENT	MODEL CODE		
84	42	29		Inset	CSM 428429. ①-②	3,550	4,670
		29		Center Posts	CSC 428429. ①-②	4,800	6,140
		29		Outset	CST 428429. ①-②	5,470	6,930
		36		Inset	CSM 428436. ①-②	3,750	4,900
		36		Center Posts	CSC 428436. ①-②	4,950	6,320
		36		Outset	CST 428436. ①-②	5,670	7,160
		42		Inset	CSM 428442. ①-②	3,950	5,140
		42		Center Posts	CSC 428442. ①-②	5,100	6,500
		42		Outset	CST 428442. ①-②	5,860	7,400
84	48	29		Inset	CSM 488429. ①-②	3,550	4,670
		29		Center Posts	CSC 488429. ①-②	4,930	6,290
		29		Outset	CST 488429. ①-②	5,670	7,160
		36		Inset	CSM 488436. ①-②	3,750	4,900
		36		Center Posts	CSC 488436. ①-②	5,080	6,470
		36		Outset	CST 488436. ①-②	5,860	7,400
		42		Inset	CSM 488442. ①-②	3,950	5,140
		42		Center Posts	CSC 488442. ①-②	5,240	6,660
		42		Outset	CST 488442. ①-②	6,060	7,630
84	60	29		Inset	CSM 608429. ①-②	3,930	5,560
		29		Center Posts	CSC 608429. ①-②	5,300	7,180
		29		Outset	CST 608429. ①-②	6,110	8,130
		36		Inset	CSM 608436. ①-②	4,130	5,790
		36		Center Posts	CSC 608436. ①-②	5,460	7,360
		36		Outset	CST 608436. ①-②	6,300	8,370
		42		Inset	CSM 608442. ①-②	4,320	6,030
		42		Center Posts	CSC 608442. ①-②	5,610	7,550
		42		Outset	CST 608442. ①-②	6,500	8,600

To Order, Specify:

1. ① List Model Code with either L3 or L11 Tabletop Edge

2. ② Options (list in alphabetical order):

- GB Non-Powered Grommet (Black), add \$40 list each
 - GS Non-Powered Grommet (Silver), add \$40 list each
- Select Location Code



- WMAGB Magnetic Wire Manager (Black), add \$100 list
- WMAGS Magnetic Wire Manager (Silver), add \$100 list
- WMAGW Magnetic Wire Manager (White), add \$100 list

3. Finishes

- Laminate Color:
- Top Edge Color:
- Base Color:

4. Quantity of Tables

Rectangle – 8' long tables



CSM Model



CSC Model



CST Model



L	X	W	HEIGHT	BASE		L3	L11
				PLACEMENT	MODEL CODE		
96	24	29	Inset	CSM 249629.	① - ②	3,000	3,870
			Center Posts	CSC 249629.	① - ②	3,490	4,450
			Outset	CST 249629.	① - ②	4,260	5,350
	36	29	Inset	CSM 249636.	① - ②	3,200	4,100
			Center Posts	CSC 249636.	① - ②	3,700	4,690
			Outset	CST 249636.	① - ②	4,550	5,700
	42	29	Center Posts	CSC 249642.	① - ②	3,910	4,940
			Outset	CST 249642.	① - ②	4,850	6,050
96	30	29	Inset	CSM 309629.	① - ②	3,110	4,040
			Center Posts	CSC 309629.	① - ②	3,730	4,770
			Outset	CST 309629.	① - ②	4,570	5,750
	36	29	Inset	CSM 309636.	① - ②	3,310	4,270
			Center Posts	CSC 309636.	① - ②	3,940	5,020
			Outset	CST 309636.	① - ②	4,860	6,100
	42	29	Inset	CSM 309642.	① - ②	3,510	4,500
			Center Posts	CSC 309642.	① - ②	4,150	5,270
			Outset	CST 309642.	① - ②	5,160	6,450
96	36	29	Inset	CSM 369629.	① - ②	3,220	4,210
			Center Posts	CSC 369629.	① - ②	4,470	5,670
			Outset	CST 369629.	① - ②	4,280	5,450
	36	29	Inset	CSM 369636.	① - ②	3,420	4,440
			Center Posts	CSC 369636.	① - ②	4,620	5,860
			Outset	CST 369636.	① - ②	4,580	5,800
	42	29	Inset	CSM 369642.	① - ②	3,620	4,670
			Center Posts	CSC 369642.	① - ②	4,770	6,040
			Outset	CST 369642.	① - ②	4,870	6,160

To Order, Specify:

1. **①** List Model Code with either L3 or L11 Tabletop Edge

2. **②** Options (list in alphabetical order):

- GB Non-Powered Grommet (Black), add \$40 list each
 - GS Non-Powered Grommet (Silver), add \$40 list each
- Select Location Code



- WMAGB Magnetic Wire Manager (Black), add \$100 list
- WMAGS Magnetic Wire Manager (Silver), add \$100 list
- WMAGW Magnetic Wire Manager (White), add \$100 list

3. **Finishes**

- Laminate Color:
- Top Edge Color:
- Base Color:

4. **Quantity of Tables**

Rectangle – 8' long tables



L	X	W	HEIGHT	BASE		L3	L11
				PLACEMENT	MODEL CODE		
96	42	29		Inset	CSM 429629. ①-②	3,580	4,700
		29		Center Posts	CSC 429629. ①-②	4,820	6,170
		29		Outset	CST 429629. ①-②	5,490	6,960
		36		Inset	CSM 429636. ①-②	3,770	4,930
		36		Center Posts	CSC 429636. ①-②	4,970	6,350
		36		Outset	CST 429636. ①-②	5,690	7,200
		42		Inset	CSM 429642. ①-②	3,970	5,170
		42		Center Posts	CSC 429642. ①-②	5,130	6,530
		42		Outset	CST 429642. ①-②	5,890	7,430
96	48	29		Inset	CSM 489629. ①-②	3,580	4,700
		29		Center Posts	CSC 489629. ①-②	4,950	6,320
		29		Outset	CST 489629. ①-②	5,690	7,200
		36		Inset	CSM 489636. ①-②	3,770	4,930
		36		Center Posts	CSC 489636. ①-②	5,100	6,510
		36		Outset	CST 489636. ①-②	5,890	7,430
		42		Inset	CSM 489642. ①-②	3,970	5,170
		42		Center Posts	CSC 489642. ①-②	5,260	6,690
		42		Outset	CST 489642. ①-②	6,080	7,660
96	60	29		Inset	CSM 609629. ①-②	3,940	5,580
		29		Center Posts	CSC 609629. ①-②	5,310	7,200
		29		Outset	CST 609629. ①-②	6,120	8,150
		36		Inset	CSM 609636. ①-②	4,140	5,810
		36		Center Posts	CSC 609636. ①-②	5,470	7,380
		36		Outset	CST 609636. ①-②	6,310	8,390
		42		Inset	CSM 609642. ①-②	4,330	6,050
		42		Center Posts	CSC 609642. ①-②	5,620	7,570
		42		Outset	CST 609642. ①-②	6,510	8,620

To Order, Specify:

- ① List Model Code with either L3 or L11 Tabletop Edge
- ② Options (list in alphabetical order):

GB Non-Powered Grommet (Black), add \$40 list each
 GS Non-Powered Grommet (Silver), add \$40 list each
 Select Location Code



WMAGB Magnetic Wire Manager (Black), add \$100 list
 WMAGS Magnetic Wire Manager (Silver), add \$100 list
 WMAGW Magnetic Wire Manager (White), add \$100 list

3. Finishes

Laminate Color:
 Top Edge Color:
 Base Color:

4. Quantity of Tables

Rectangle – 9' long tables



CSM Model



CSC Model



CST Model


L	X	W	HEIGHT	BASE		L3	L11
				PLACEMENT	MODEL CODE		
108	24	29	Inset	CSM 2410829.	①-②	3,480	4,710
			Center Posts	CSC 2410829.	①-②	3,610	4,870
			Outset	CST 2410829.	①-②	4,380	5,770
	36	29	Inset	CSM 2410836.	①-②	3,690	4,960
			Center Posts	CSC 2410836.	①-②	3,820	5,120
			Outset	CST 2410836.	①-②	4,680	6,120
	42	29	Center Posts	CSC 2410842.	①-②	4,030	5,360
			Outset	CST 2410842.	①-②	4,970	6,470
108	30	29	Inset	CSM 3010829.	①-②	3,620	4,970
			Center Posts	CSC 3010829.	①-②	3,890	5,280
			Outset	CST 3010829.	①-②	4,720	6,260
	36	29	Inset	CSM 3010836.	①-②	3,830	5,210
			Center Posts	CSC 3010836.	①-②	4,100	5,530
			Outset	CST 3010836.	①-②	5,020	6,610
	42	29	Inset	CSM 3010842.	①-②	4,040	5,460
			Center Posts	CSC 3010842.	①-②	4,310	5,770
			Outset	CST 3010842.	①-②	5,310	6,960
108	36	29	Inset	CSM 3610829.	①-②	4,110	5,620
			Center Posts	CSC 3610829.	①-②	4,640	6,250
			Outset	CST 3610829.	①-②	5,250	6,960
	36	29	Inset	CSM 3610836.	①-②	4,330	5,880
			Center Posts	CSC 3610836.	①-②	4,800	6,430
			Outset	CST 3610836.	①-②	5,450	7,200
	42	29	Inset	CSM 3610842.	①-②	4,550	6,140
			Center Posts	CSC 3610842.	①-②	4,950	6,610
			Outset	CST 3610842.	①-②	5,640	7,430

To Order, Specify:

1. **①** List Model Code with either L3 or L11 Tabletop Edge

2. **②** Options (list in alphabetical order):

- GB Non-Powered Grommet (Black), add \$40 list each
 - GS Non-Powered Grommet (Silver), add \$40 list each
- Select Location Code



- WMAGB Magnetic Wire Manager (Black), add \$100 list
- WMAGS Magnetic Wire Manager (Silver), add \$100 list
- WMAGW Magnetic Wire Manager (White), add \$100 list

3. **Finishes**

- Laminate Color:
- Top Edge Color:
- Base Color:

4. **Quantity of Tables**

Rectangle – 9' long tables



L	X	W	HEIGHT	BASE		L3	L11
				PLACEMENT	MODEL CODE		
108	42	29		Inset	CSM 4210829.	① - ②	4,510 6,250
		29		Center Posts	CSC 4210829.	① - ②	5,040 6,870
		29		Outset	CST 4210829.	① - ②	5,710 7,660
		36		Inset	CSM 4210836.	① - ②	4,730 6,510
		36		Center Posts	CSC 4210836.	① - ②	5,190 7,050
		36		Outset	CST 4210836.	① - ②	5,910 7,900
		42		Inset	CSM 4210842.	① - ②	4,950 6,770
		42		Center Posts	CSC 4210842.	① - ②	5,350 7,230
		42		Outset	CST 4210842.	① - ②	6,110 8,130
108	48	29		Inset	CSM 4810829.	① - ②	4,510 6,250
		29		Center Posts	CSC 4810829.	① - ②	5,170 7,030
		29		Outset	CST 4810829.	① - ②	5,910 7,900
		36		Inset	CSM 4810836.	① - ②	4,730 6,510
		36		Center Posts	CSC 4810836.	① - ②	5,320 7,210
		36		Outset	CST 4810836.	① - ②	6,110 8,130
		42		Inset	CSM 4810842.	① - ②	4,950 6,770
		42		Center Posts	CSC 4810842.	① - ②	5,480 7,390
		42		Outset	CST 4810842.	① - ②	6,300 8,370
108	60	29		Inset	CSM 6010829.	① - ②	4,920 6,890
		29		Center Posts	CSC 6010829.	① - ②	5,580 7,670
		29		Outset	CST 6010829.	① - ②	6,380 8,620
		36		Inset	CSM 6010836.	① - ②	5,140 7,150
		36		Center Posts	CSC 6010836.	① - ②	5,730 7,850
		36		Outset	CST 6010836.	① - ②	6,580 8,850
		42		Inset	CSM 6010842.	① - ②	5,360 7,410
		42		Center Posts	CSC 6010842.	① - ②	5,890 8,030
		42		Outset	CST 6010842.	① - ②	6,780 9,090

To Order, Specify:

- ① List Model Code with either L3 or L11 Tabletop Edge
- ② Options (list in alphabetical order):

GB Non-Powered Grommet (Black), add \$40 list each
 GS Non-Powered Grommet (Silver), add \$40 list each
 Select Location Code



WMAGB Magnetic Wire Manager (Black), add \$100 list
 WMAGS Magnetic Wire Manager (Silver), add \$100 list
 WMAGW Magnetic Wire Manager (White), add \$100 list

3. Finishes

Laminate Color:
 Top Edge Color:
 Base Color:

4. Quantity of Tables

Rectangle – 10' long tables



CSM Model



CSC Model



CST Model


L	X	W	HEIGHT	BASE		L3	L11
				PLACEMENT	MODEL CODE		
120	24	29	Inset	CSM 2412029.	①-②	3,500	4,750
			Center Posts	CSC 2412029.	①-②	3,640	4,910
			Outset	CST 2412029.	①-②	4,400	5,810
	36	29	Inset	CSM 2412036.	①-②	3,710	5,000
			Center Posts	CSC 2412036.	①-②	3,840	5,150
			Outset	CST 2412036.	①-②	4,700	6,160
	42	29	Center Posts	CSC 2412042.	①-②	4,050	5,400
			Outset	CST 2412042.	①-②	4,990	6,510
120	30	29	Inset	CSM 3012029.	①-②	3,640	4,990
			Center Posts	CSC 3012029.	①-②	3,900	5,300
			Outset	CST 3012029.	①-②	4,730	6,280
	36	29	Inset	CSM 3012036.	①-②	3,840	5,230
			Center Posts	CSC 3012036.	①-②	4,110	5,540
			Outset	CST 3012036.	①-②	5,030	6,630
	42	29	Inset	CSM 3012042.	①-②	4,050	5,480
			Center Posts	CSC 3012042.	①-②	4,320	5,790
			Outset	CST 3012042.	①-②	5,320	6,980
120	36	29	Inset	CSM 3612029.	①-②	4,140	5,660
			Center Posts	CSC 3612029.	①-②	4,660	6,290
			Outset	CST 3612029.	①-②	5,270	7,000
	36	29	Inset	CSM 3612036.	①-②	4,360	5,920
			Center Posts	CSC 3612036.	①-②	4,820	6,470
			Outset	CST 3612036.	①-②	5,470	7,230
	42	29	Inset	CSM 3612042.	①-②	4,580	6,180
			Center Posts	CSC 3612042.	①-②	4,970	6,650
			Outset	CST 3612042.	①-②	5,670	7,470

To Order, Specify:

1. **①** List Model Code with either L3 or L11 Tabletop Edge

2. **②** Options (list in alphabetical order):

- GB Non-Powered Grommet (Black), add \$40 list each
 - GS Non-Powered Grommet (Silver), add \$40 list each
- Select Location Code



- WMAGB Magnetic Wire Manager (Black), add \$100 list
- WMAGS Magnetic Wire Manager (Silver), add \$100 list
- WMAGW Magnetic Wire Manager (White), add \$100 list

3. **Finishes**

- Laminate Color:
- Top Edge Color:
- Base Color:

4. **Quantity of Tables**

Rectangle – 10' long tables



CSM Model

CSC Model

CST Model

L	X	W	HEIGHT	BASE		L3	L11
				PLACEMENT	MODEL CODE		
120	42	29	Inset	CSM 4212029.	①-②	4,530	6,290
			Center Posts	CSC 4212029.	①-②	5,060	6,910
			Outset	CST 4212029.	①-②	5,730	7,700
	36	29	Inset	CSM 4212036.	①-②	4,750	6,550
			Center Posts	CSC 4212036.	①-②	5,210	7,090
			Outset	CST 4212036.	①-②	5,930	7,940
	42	29	Inset	CSM 4212042.	①-②	4,970	6,810
			Center Posts	CSC 4212042.	①-②	5,370	7,270
			Outset	CST 4212042.	①-②	6,130	8,170
120	48	29	Inset	CSM 4812029.	①-②	4,530	6,290
			Center Posts	CSC 4812029.	①-②	5,190	7,070
			Outset	CST 4812029.	①-②	5,930	7,940
	36	29	Inset	CSM 4812036.	①-②	4,750	6,550
			Center Posts	CSC 4812036.	①-②	5,350	7,250
			Outset	CST 4812036.	①-②	6,130	8,170
	42	29	Inset	CSM 4812042.	①-②	4,970	6,810
			Center Posts	CSC 4812042.	①-②	5,500	7,430
			Outset	CST 4812042.	①-②	6,330	8,400
120	60	29	Inset	CSM 6012029.	①-②	4,940	6,930
			Center Posts	CSC 6012029.	①-②	5,600	7,710
			Outset	CST 6012029.	①-②	6,400	8,660
	36	29	Inset	CSM 6012036.	①-②	5,160	7,190
			Center Posts	CSC 6012036.	①-②	5,750	7,890
			Outset	CST 6012036.	①-②	6,600	8,890
	42	29	Inset	CSM 6012042.	①-②	5,380	7,450
			Center Posts	CSC 6012042.	①-②	5,910	8,070
			Outset	CST 6012042.	①-②	6,800	9,130

To Order, Specify:

- ① List Model Code with either L3 or L11 Tabletop Edge
- ② Options (list in alphabetical order):

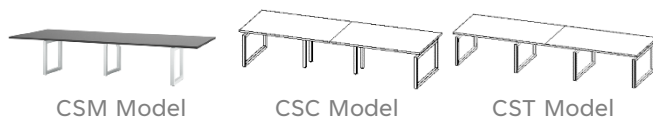
- GB Non-Powered Grommet (Black), add \$40 list each
 - GS Non-Powered Grommet (Silver), add \$40 list each
- Select Location Code



- WMAGB Magnetic Wire Manager (Black), add \$100 list
- WMAGS Magnetic Wire Manager (Silver), add \$100 list
- WMAGW Magnetic Wire Manager (White), add \$100 list

3. Finishes
 - Laminate Color:
 - Top Edge Color:
 - Base Color:
4. Quantity of Tables

Rectangle – 11' long tables




L	X	W	HEIGHT	BASE		L3	L11
				PLACEMENT	MODEL CODE		
132	30	29	Inset	CSM 3013229.	①-②	5,140	7,440
			Center Posts	CSC 3013229.	①-②	5,760	8,170
			Outset	CST 3013229.	①-②	8,250	11,120
	36	29	Inset	CSM 3013236.	①-②	5,360	7,700
			Center Posts	CSC 3013236.	①-②	5,990	8,440
			Outset	CST 3013236.	①-②	8,750	11,700
	42	29	Inset	CSM 3013242.	①-②	5,580	7,960
			Center Posts	CSC 3013242.	①-②	6,220	8,720
			Outset	CST 3013242.	①-②	9,240	12,290
132	36	29	Inset	CSM 3613229.	①-②	6,080	8,690
			Center Posts	CSC 3613229.	①-②	7,330	10,160
			Outset	CST 3613229.	①-②	9,140	12,300
	36	29	Inset	CSM 3613236.	①-②	6,330	8,980
			Center Posts	CSC 3613236.	①-②	7,520	10,390
			Outset	CST 3613236.	①-②	9,470	12,690
	42	29	Inset	CSM 3613242.	①-②	6,570	9,260
			Center Posts	CSC 3613242.	①-②	7,720	10,630
			Outset	CST 3613242.	①-②	9,800	13,080
132	42	29	Inset	CSM 4213229.	①-②	6,500	9,350
			Center Posts	CSC 4213229.	①-②	7,740	10,820
			Outset	CST 4213229.	①-②	9,760	13,200
	36	29	Inset	CSM 4213236.	①-②	6,740	9,640
			Center Posts	CSC 4213236.	①-②	7,940	11,060
			Outset	CST 4213236.	①-②	10,090	13,590
	42	29	Inset	CSM 4213242.	①-②	6,990	9,930
			Center Posts	CSC 4213242.	①-②	8,140	11,290
			Outset	CST 4213242.	①-②	10,420	13,980

To Order, Specify:

1. **①** List Model Code with either L3 or L11 Tabletop Edge

2. **②** Options (list in alphabetical order):

- GB Non-Powered Grommet (Black), add \$40 list each
 - GS Non-Powered Grommet (Silver), add \$40 list each
- Select Location Code



- WMAGB Magnetic Wire Manager (Black), add \$100 list
- WMAGS Magnetic Wire Manager (Silver), add \$100 list
- WMAGW Magnetic Wire Manager (White), add \$100 list

3. **Finishes**

- Laminate Color:
- Top Edge Color:
- Base Color:

4. **Quantity of Tables**

NOTE:

- 132"+ long tables are two-piece Tabletops
- Two-piece Tabletops are not grain matched due to limitations of materials

Rectangle – 11' long tables



L	X	W	HEIGHT	BASE		MODEL CODE	L3	L11
				PLACEMENT	PRICE			
132	48	29	Inset	CSM	4813229.	①-②	6,500	9,350
			Center Posts	CSC	4813229.	①-②	7,880	10,980
			Outset	CST	4813229.	①-②	10,090	13,590
	36	29	Inset	CSM	4813236.	①-②	6,740	9,640
			Center Posts	CSC	4813236.	①-②	8,070	11,210
			Outset	CST	4813236.	①-②	10,420	13,980
	42	29	Inset	CSM	4813242.	①-②	6,990	9,930
			Center Posts	CSC	4813242.	①-②	8,270	11,450
			Outset	CST	4813242.	①-②	10,750	14,370
132	60	29	Inset	CSM	6013229.	①-②	7,100	10,330
			Center Posts	CSC	6013229.	①-②	8,470	11,950
			Outset	CST	6013229.	①-②	10,880	14,800
	36	29	Inset	CSM	6013236.	①-②	7,340	10,610
			Center Posts	CSC	6013236.	①-②	8,670	12,190
			Outset	CST	6013236.	①-②	11,210	15,190
	42	29	Inset	CSM	6013242.	①-②	7,580	10,900
			Center Posts	CSC	6013242.	①-②	8,870	12,420
			Outset	CST	6013242.	①-②	11,540	15,580

To Order, Specify:

- ① List Model Code with either L3 or L11 Tabletop Edge
- ② Options (list in alphabetical order):

GB Non-Powered Grommet (Black), add \$40 list each
 GS Non-Powered Grommet (Silver), add \$40 list each
 Select Location Code



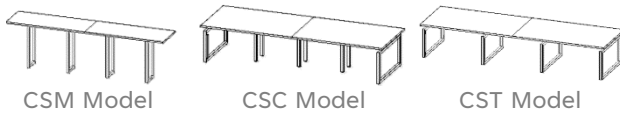
WMAGB Magnetic Wire Manager (Black), add \$100 list
 WMAGS Magnetic Wire Manager (Silver), add \$100 list
 WMAGW Magnetic Wire Manager (White), add \$100 list

3. Finishes
 Laminate Color:
 Top Edge Color:
 Base Color:
4. Quantity of Tables

NOTE:

- 132"+ long tables are two-piece Tabletops
- Two-piece Tabletops are not grain matched due to limitations of materials

Rectangle – 12' long tables




L	X	W	HEIGHT	BASE		L3	L11
				PLACEMENT	MODEL CODE		
144	24	29	Inset	CSM 2414429.	①-②	4,960	7,120
			Center Posts	CSC 2414429.	①-②	5,450	7,700
			Outset	CST 2414429.	①-②	6,620	9,090
	36	29	Inset	CSM 2414436.	①-②	5,180	7,380
			Center Posts	CSC 2414436.	①-②	5,680	7,980
			Outset	CST 2414436.	①-②	7,020	9,560
	42	29	Center Posts	CSC 2414442.	①-②	5,910	8,250
			Outset	CST 2414442.	①-②	7,410	10,020
144	30	29	Inset	CSM 3014429.	①-②	5,190	7,530
			Center Posts	CSC 3014429.	①-②	5,810	8,270
			Outset	CST 3014429.	①-②	8,310	11,210
	36	29	Inset	CSM 3014436.	①-②	5,410	7,790
			Center Posts	CSC 3014436.	①-②	6,040	8,540
			Outset	CST 3014436.	①-②	8,800	11,800
	42	29	Inset	CSM 3014442.	①-②	5,630	8,050
			Center Posts	CSC 3014442.	①-②	6,280	8,810
			Outset	CST 3014442.	①-②	9,300	12,380
144	36	29	Inset	CSM 3614429.	①-②	6,150	8,810
			Center Posts	CSC 3614429.	①-②	7,390	10,280
			Outset	CST 3614429.	①-②	9,210	12,420
	36	29	Inset	CSM 3614436.	①-②	6,390	9,090
			Center Posts	CSC 3614436.	①-②	7,590	10,510
			Outset	CST 3614436.	①-②	9,540	12,810
	42	29	Inset	CSM 3614442.	①-②	6,630	9,380
			Center Posts	CSC 3614442.	①-②	7,790	10,740
			Outset	CST 3614442.	①-②	9,870	13,200

To Order, Specify:

1. **①** List Model Code with either L3 or L11 Tabletop Edge

2. **②** Options (list in alphabetical order):

- GB Non-Powered Grommet (Black), add \$40 list each
 - GS Non-Powered Grommet (Silver), add \$40 list each
- Select Location Code



- WMAGB Magnetic Wire Manager (Black), add \$100 list
- WMAGS Magnetic Wire Manager (Silver), add \$100 list
- WMAGW Magnetic Wire Manager (White), add \$100 list

3. Finishes

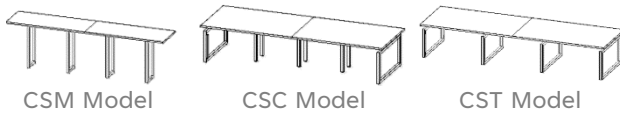
- Laminate Color:
- Top Edge Color:
- Base Color:

4. Quantity of Tables

NOTE:

- 132"+ long tables are two-piece Tabletops
- Two-piece Tabletops are not grain matched due to limitations of materials

Rectangle – 12' long tables



L	X	W	HEIGHT	BASE		L3	L11
				PLACEMENT	MODEL CODE		
144	42	29	Inset	CSM 4214429.	① - ②	6,580	9,490
			Center Posts	CSC 4214429.	① - ②	7,820	10,960
			Outset	CST 4214429.	① - ②	9,830	13,340
	36	29	Inset	CSM 4214436.	① - ②	6,820	9,780
			Center Posts	CSC 4214436.	① - ②	8,020	11,190
			Outset	CST 4214436.	① - ②	10,160	13,730
	42	29	Inset	CSM 4214442.	① - ②	7,060	10,060
			Center Posts	CSC 4214442.	① - ②	8,220	11,430
			Outset	CST 4214442.	① - ②	10,490	14,120
144	48	29	Inset	CSM 4814429.	① - ②	6,580	9,490
			Center Posts	CSC 4814429.	① - ②	7,950	11,120
			Outset	CST 4814429.	① - ②	10,160	13,730
	36	29	Inset	CSM 4814436.	① - ②	6,820	9,780
			Center Posts	CSC 4814436.	① - ②	8,150	11,350
			Outset	CST 4814436.	① - ②	10,490	14,120
	42	29	Inset	CSM 4814442.	① - ②	7,060	10,060
			Center Posts	CSC 4814442.	① - ②	8,350	11,580
			Outset	CST 4814442.	① - ②	10,820	14,510
144	60	29	Inset	CSM 6014429.	① - ②	7,190	10,500
			Center Posts	CSC 6014429.	① - ②	8,570	12,130
			Outset	CST 6014429.	① - ②	10,980	14,980
	36	29	Inset	CSM 6014436.	① - ②	7,440	10,790
			Center Posts	CSC 6014436.	① - ②	8,770	12,360
			Outset	CST 6014436.	① - ②	11,310	15,370
	42	29	Inset	CSM 6014442.	① - ②	7,680	11,080
			Center Posts	CSC 6014442.	① - ②	8,970	12,600
			Outset	CST 6014442.	① - ②	11,640	15,760

To Order, Specify:

- ① List Model Code with either L3 or L11 Tabletop Edge
- ② Options (list in alphabetical order):

GB Non-Powered Grommet (Black), add \$40 list each
 GS Non-Powered Grommet (Silver), add \$40 list each
 Select Location Code



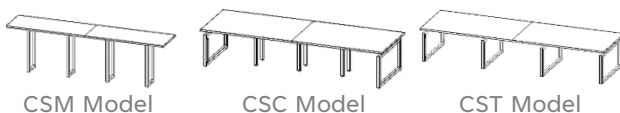
WMAGB Magnetic Wire Manager (Black), add \$100 list
 WMAGS Magnetic Wire Manager (Silver), add \$100 list
 WMAGW Magnetic Wire Manager (White), add \$100 list

3. Finishes
 Laminate Color:
 Top Edge Color:
 Base Color:
4. Quantity of Tables

NOTE:

- 132"+ long tables are two-piece Tabletops
- Two-piece Tabletops are not grain matched due to limitations of materials

Rectangle – 14' long tables





L	X	W	HEIGHT	BASE		L3	L11
				PLACEMENT	MODEL CODE		
168	30	29		Inset	CSM 3016829. ①-②	5,460	8,000
		29		Center Posts	CSC 3016829. ①-②	6,080	8,740
		29		Outset	CST 3016829. ①-②	8,570	11,680
	36			Inset	CSM 3016836. ①-②	5,680	8,260
	36			Center Posts	CSC 3016836. ①-②	6,310	9,010
	36			Outset	CST 3016836. ①-②	9,060	12,270
	42			Inset	CSM 3016842. ①-②	5,900	8,520
	42			Center Posts	CSC 3016842. ①-②	6,540	9,280
	42			Outset	CST 3016842. ①-②	9,560	12,850
168	36	29		Inset	CSM 3616829. ①-②	7,170	10,200
		29		Center Posts	CSC 3616829. ①-②	7,700	10,820
		29		Outset	CST 3616829. ①-②	9,520	12,970
	36			Inset	CSM 3616836. ①-②	7,440	10,510
	36			Center Posts	CSC 3616836. ①-②	7,900	11,060
	36			Outset	CST 3616836. ①-②	9,850	13,360
	42			Inset	CSM 3616842. ①-②	7,700	10,820
	42			Center Posts	CSC 3616842. ①-②	8,100	11,290
	42			Outset	CST 3616842. ①-②	10,180	13,750
168	42	29		Inset	CSM 4216829. ①-②	7,690	11,040
		29		Center Posts	CSC 4216829. ①-②	8,220	11,660
		29		Outset	CST 4216829. ①-②	10,230	14,040
	36			Inset	CSM 4216836. ①-②	7,950	11,350
	36			Center Posts	CSC 4216836. ①-②	8,420	11,900
	36			Outset	CST 4216836. ①-②	10,560	14,430
	42			Inset	CSM 4216842. ①-②	8,220	11,660
	42			Center Posts	CSC 4216842. ①-②	8,610	12,130
	42			Outset	CST 4216842. ①-②	10,890	14,820

To Order, Specify:

1. ① List Model Code with either L3 or L11 Tabletop Edge

2. ② Options (list in alphabetical order):

- GB Non-Powered Grommet (Black), add \$40 list each
 - GS Non-Powered Grommet (Silver), add \$40 list each
- Select Location Code



- WMAGB Magnetic Wire Manager (Black), add \$100 list
- WMAGS Magnetic Wire Manager (Silver), add \$100 list
- WMAGW Magnetic Wire Manager (White), add \$100 list

3. Finishes

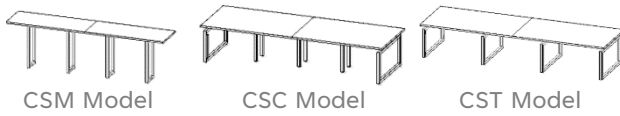
- Laminate Color:
- Top Edge Color:
- Base Color:

4. Quantity of Tables

NOTE:

- 132"+ long tables are two-piece Tabletops
- Two-piece Tabletops are not grain matched due to limitations of materials

Rectangle – 14' long tables



L	X	W	HEIGHT	BASE		MODEL CODE		L3	L11
				PLACEMENT					
168	48	29		Inset	CSM	4816829.	①-②	7,690	11,040
		29		Center Posts	CSC	4816829.	①-②	8,350	11,820
		29		Outset	CST	4816829.	①-②	10,560	14,430
		36		Inset	CSM	4816836.	①-②	7,950	11,350
		36		Center Posts	CSC	4816836.	①-②	8,550	12,050
		36		Outset	CST	4816836.	①-②	10,890	14,820
		42		Inset	CSM	4816842.	①-②	8,220	11,660
		42		Center Posts	CSC	4816842.	①-②	8,750	12,290
		42		Outset	CST	4816842.	①-②	11,220	15,210
168	60	29		Inset	CSM	6016829.	①-②	8,400	12,230
		29		Center Posts	CSC	6016829.	①-②	9,060	13,010
		29		Outset	CST	6016829.	①-②	11,470	15,850
		36		Inset	CSM	6016836.	①-②	8,670	12,540
		36		Center Posts	CSC	6016836.	①-②	9,260	13,240
		36		Outset	CST	6016836.	①-②	11,800	16,240
		42		Inset	CSM	6016842.	①-②	8,930	12,850
		42		Center Posts	CSC	6016842.	①-②	9,460	13,470
		42		Outset	CST	6016842.	①-②	12,130	16,630

To Order, Specify:

- ① List Model Code with either L3 or L11 Tabletop Edge
- ② Options (list in alphabetical order):

- GB Non-Powered Grommet (Black), add \$40 list each
 - GS Non-Powered Grommet (Silver), add \$40 list each
- Select Location Code



- WMAGB Magnetic Wire Manager (Black), add \$100 list
- WMAGS Magnetic Wire Manager (Silver), add \$100 list
- WMAGW Magnetic Wire Manager (White), add \$100 list

3. Finishes

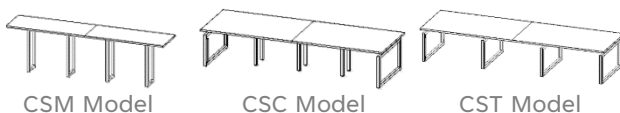
- Laminate Color:
- Top Edge Color:
- Base Color:

4. Quantity of Tables

NOTE:

- 132"+ long tables are two-piece Tabletops
- Two-piece Tabletops are not grain matched due to limitations of materials

Rectangle – 16' long tables




L X W	HEIGHT	BASE		MODEL CODE	L3 PRICE	L11 PRICE	
		PLACEMENT					
192 36	29	Inset	CSM	3619229. ①-②	7,210	10,260	
		Center Posts	CSC	3619229. ①-②	7,730	10,880	
		Outset	CST	3619229. ①-②	9,550	13,030	
	36	Inset	CSM	3619236. ①-②	7,470	10,570	
		Center Posts	CSC	3619236. ①-②	7,930	11,120	
		Outset	CST	3619236. ①-②	9,880	13,420	
	42	Inset	CSM	3619242. ①-②	7,730	10,880	
		Center Posts	CSC	3619242. ①-②	8,130	11,350	
		Outset	CST	3619242. ①-②	10,210	13,810	
	192 42	29	Inset	CSM	4219229. ①-②	7,720	11,100
			Center Posts	CSC	4219229. ①-②	8,250	11,720
			Outset	CST	4219229. ①-②	10,260	14,100
36		Inset	CSM	4219236. ①-②	7,990	11,410	
		Center Posts	CSC	4219236. ①-②	8,450	11,950	
		Outset	CST	4219236. ①-②	10,590	14,490	
42		Inset	CSM	4219242. ①-②	8,250	11,720	
		Center Posts	CSC	4219242. ①-②	8,650	12,190	
		Outset	CST	4219242. ①-②	10,920	14,880	
192 48		29	Inset	CSM	4819229. ①-②	7,720	11,100
			Center Posts	CSC	4819229. ①-②	8,380	11,880
			Outset	CST	4819229. ①-②	10,590	14,490
	36	Inset	CSM	4819236. ①-②	7,990	11,410	
		Center Posts	CSC	4819236. ①-②	8,580	12,110	
		Outset	CST	4819236. ①-②	10,920	14,880	
	42	Inset	CSM	4819242. ①-②	8,250	11,720	
		Center Posts	CSC	4819242. ①-②	8,780	12,340	
		Outset	CST	4819242. ①-②	11,250	15,270	
	192 60	29	Inset	CSM	6019229. ①-②	8,440	12,290
			Center Posts	CSC	6019229. ①-②	9,100	13,070
			Outset	CST	6019229. ①-②	11,510	15,910
36		Inset	CSM	6019236. ①-②	8,700	12,600	
		Center Posts	CSC	6019236. ①-②	9,300	13,300	
		Outset	CST	6019236. ①-②	11,840	16,300	
42		Inset	CSM	6019242. ①-②	8,970	12,910	
		Center Posts	CSC	6019242. ①-②	9,490	13,530	
		Outset	CST	6019242. ①-②	12,170	16,690	

To Order, Specify:

1. ① List Model Code with either L3 or L11 Tabletop Edge

2. ② Options (list in alphabetical order):

GB Non-Powered Grommet (Black), add \$40 list each
 GS Non-Powered Grommet (Silver), add \$40 list each
 Select Location Code



WMAGB Magnetic Wire Manager (Black), add \$100 list
 WMAGS Magnetic Wire Manager (Silver), add \$100 list
 WMAGW Magnetic Wire Manager (White), add \$100 list

3. Finishes

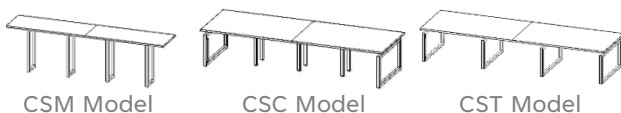
Laminate Color:
 Top Edge Color:
 Base Color:

4. Quantity of Tables

NOTE:

- 132"+ long tables are two-piece Tabletops
- Two-piece Tabletops are not grain matched due to limitations of materials
- 192" long tables has five bases on the CST models

Rectangle – 18' long tables




L X W	HEIGHT	BASE		L3	L11	
		PLACEMENT	MODEL CODE			PRICE
216 36	29	Inset	CSM 3621629. ①-②	7,510	10,800	
		Center Posts	CSC 3621629. ①-②	8,040	11,430	
		Outset	CST 3621629. ①-②	9,860	13,570	
	36	Inset	CSM 3621636. ①-②	7,780	11,120	
		Center Posts	CSC 3621636. ①-②	8,240	11,660	
		Outset	CST 3621636. ①-②	10,190	13,960	
	42	Inset	CSM 3621642. ①-②	8,040	11,430	
		Center Posts	CSC 3621642. ①-②	8,440	11,900	
		Outset	CST 3621642. ①-②	10,520	14,350	
	216 42	29	Inset	CSM 4221629. ①-②	8,120	11,800
			Center Posts	CSC 4221629. ①-②	8,650	12,420
			Outset	CST 4221629. ①-②	10,660	14,800
36		Inset	CSM 4221636. ①-②	8,380	12,110	
		Center Posts	CSC 4221636. ①-②	8,840	12,660	
		Outset	CST 4221636. ①-②	10,990	15,190	
42		Inset	CSM 4221642. ①-②	8,650	12,420	
		Center Posts	CSC 4221642. ①-②	9,040	12,890	
		Outset	CST 4221642. ①-②	11,320	15,580	
216 48		29	Inset	CSM 4821629. ①-②	8,120	11,800
			Center Posts	CSC 4821629. ①-②	8,780	12,580
			Outset	CST 4821629. ①-②	10,990	15,190
	36	Inset	CSM 4821636. ①-②	8,380	12,110	
		Center Posts	CSC 4821636. ①-②	8,980	12,810	
		Outset	CST 4821636. ①-②	11,320	15,580	
	42	Inset	CSM 4821642. ①-②	8,650	12,420	
		Center Posts	CSC 4821642. ①-②	9,170	13,050	
		Outset	CST 4821642. ①-②	11,650	15,970	
	216 60	29	Inset	CSM 6021629. ①-②	8,930	13,160
			Center Posts	CSC 6021629. ①-②	9,590	13,940
			Outset	CST 6021629. ①-②	12,000	16,790
36		Inset	CSM 6021636. ①-②	9,200	13,470	
		Center Posts	CSC 6021636. ①-②	9,790	14,180	
		Outset	CST 6021636. ①-②	12,330	17,180	
42		Inset	CSM 6021642. ①-②	9,460	13,790	
		Center Posts	CSC 6021642. ①-②	9,990	14,410	
		Outset	CST 6021642. ①-②	12,660	17,570	

To Order, Specify:

- ① List Model Code with either L3 or L11 Tabletop Edge
- ② Options (list in alphabetical order):

GB Non-Powered Grommet (Black), add \$40 list each
 GS Non-Powered Grommet (Silver), add \$40 list each
 Select Location Code



WMAGB Magnetic Wire Manager (Black), add \$100 list
 WMAGS Magnetic Wire Manager (Silver), add \$100 list
 WMAGW Magnetic Wire Manager (White), add \$100 list

3. Finishes

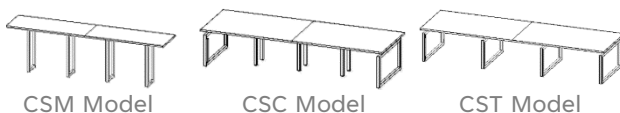
Laminate Color:
 Top Edge Color:
 Base Color:

4. Quantity of Tables

NOTE:

- 132"+ long tables are two-piece Tabletops
- Two-piece Tabletops are not grain matched due to limitations of materials
- 216" long tables has five bases on the CSM models
- 216" long tables has five bases on the CST models

Rectangle – 20' long tables



L	X	W	HEIGHT	BASE		L3	L11
				PLACEMENT	MODEL CODE		
240	36	29	Inset	CSM 3624029.	①-②	7,550	10,860
			Center Posts	CSC 3624029.	①-②	8,070	11,490
			Outset	CST 3624029.	①-②	9,890	13,630
	36	29	Inset	CSM 3624036.	①-②	7,810	11,170
			Center Posts	CSC 3624036.	①-②	8,270	11,720
			Outset	CST 3624036.	①-②	10,220	14,020
	42	29	Inset	CSM 3624042.	①-②	8,070	11,490
			Center Posts	CSC 3624042.	①-②	8,470	11,950
			Outset	CST 3624042.	①-②	10,550	14,410
240	42	29	Inset	CSM 4224029.	①-②	8,150	11,860
			Center Posts	CSC 4224029.	①-②	8,680	12,480
			Outset	CST 4224029.	①-②	10,690	14,860
	36	29	Inset	CSM 4224036.	①-②	8,420	12,170
			Center Posts	CSC 4224036.	①-②	8,880	12,710
			Outset	CST 4224036.	①-②	11,020	15,250
	42	29	Inset	CSM 4224042.	①-②	8,680	12,480
			Center Posts	CSC 4224042.	①-②	9,080	12,950
			Outset	CST 4224042.	①-②	11,350	15,640
240	48	29	Inset	CSM 4824029.	①-②	8,150	11,860
			Center Posts	CSC 4824029.	①-②	8,810	12,640
			Outset	CST 4824029.	①-②	11,020	15,250
	36	29	Inset	CSM 4824036.	①-②	8,420	12,170
			Center Posts	CSC 4824036.	①-②	9,010	12,870
			Outset	CST 4824036.	①-②	11,350	15,640
	42	29	Inset	CSM 4824042.	①-②	8,680	12,480
			Center Posts	CSC 4824042.	①-②	9,210	13,100
			Outset	CST 4824042.	①-②	11,680	16,030
240	60	29	Inset	CSM 6024029.	①-②	8,970	13,220
			Center Posts	CSC 6024029.	①-②	9,630	14,000
			Outset	CST 6024029.	①-②	12,030	16,850
	36	29	Inset	CSM 6024036.	①-②	9,230	13,530
			Center Posts	CSC 6024036.	①-②	9,820	14,240
			Outset	CST 6024036.	①-②	12,360	17,240
	42	29	Inset	CSM 6024042.	①-②	9,490	13,850
			Center Posts	CSC 6024042.	①-②	10,020	14,470
			Outset	CST 6024042.	①-②	12,690	17,630

To Order, Specify:

- ① List Model Code with either L3 or L11 Tabletop Edge
- ② Options (list in alphabetical order):

CSI Industrial locking casters, add \$400 per table

GB Non-Powered Grommet (Black), add \$40 list each
 GS Non-Powered Grommet (Silver), add \$40 list each
 Select Location Code



WMAGB Magnetic Wire Manager (Black), add \$100 list
 WMAGS Magnetic Wire Manager (Silver), add \$100 list
 WMAGW Magnetic Wire Manager (White), add \$100 list

3. Finishes

Laminate Color:
 Top Edge Color:
 Base Color:

4. Quantity of Tables

NOTE:

- 132"+ long tables are two-piece Tabletops
- Two-piece Tabletops are not grain matched due to limitations of materials
- 240" long tables has five bases on the CSM models
- 240" long tables has six posts legs on the CSC models
- 240" long tables has six bases on the CST models

COBY SQUARE TABLES



Square



L X W	HEIGHT	MODEL CODE	L3 PRICE	L11 PRICE
36 36	29	CST 363629. ① - ②	3,200	3,980
	36	CST 363636. ① - ②	3,330	4,140
	42	CST 363642. ① - ②	3,470	4,300
42 42	29	CST 424229. ① - ②	3,530	4,450
	36	CST 424236. ① - ②	3,660	4,600
	42	CST 424242. ① - ②	3,800	4,760
48 48	29	CST 484829. ① - ②	3,670	4,620
	36	CST 484836. ① - ②	3,810	4,770
	42	CST 484842. ① - ②	3,940	4,930
60 60	29	CST 606029. ① - ②	4,170	5,600
	36	CST 606036. ① - ②	4,300	5,750
	42	CST 606042. ① - ②	4,430	5,910

L X W	HEIGHT	BASE STYLE	MODEL CODE	L3 PRICE	L11 PRICE
48 48	29	X base	CX4 484829. ① - ②	3,890	5,240
	36	X base	CX4 484836. ① - ②	4,680	6,290
	42	X base	CX4 484842. ① - ②	5,610	7,550
60 60	29	X base	CX4 606029. ① - ②	4,350	5,930
	36	X base	CX4 606036. ① - ②	5,210	7,120
	42	X base	CX4 606042. ① - ②	6,260	8,540

To Order, Specify:

- ① List Model Code with either L3 or L11 Tabletop Edge
- ② Options (list in alphabetical order):

GB Non-Powered Grommet (Black), add \$40 list each
 GS Non-Powered Grommet (Silver), add \$40 list each
 Select Location Code



WMAGB Magnetic Wire Manager (Black), add \$100 list
 WMAGS Magnetic Wire Manager (Silver), add \$100 list
 WMAGW Magnetic Wire Manager (White), add \$100 list

3. Finishes

Laminate Color:
 Top Edge Color:
 Base Color:

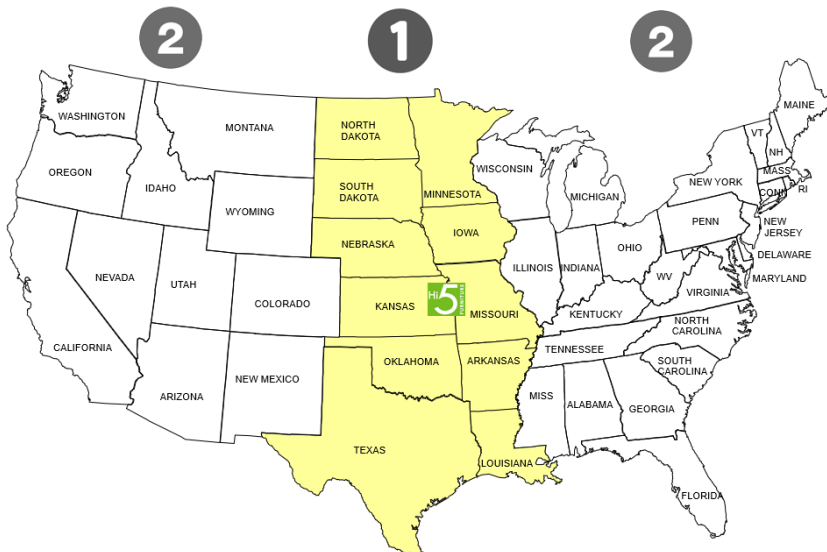
4. Quantity of Tables

EMPIRE PRICE BOOK

Effective 03/01/2023



Freight Program



Yellow - Zone 1 Prepaid Freight on orders over \$3000 NET
Orders under \$3000 NET - Add \$300 NET to order

White - Zone 2 Prepaid Freight on orders over \$6000 NET
Orders under \$6000 NET - Add \$600 NET to order

Statement of Line



Round



T Base Rectangle



T2 (T2) Base Rectangle



Square

All sizes are nominal sizes.

All tables ship knocked down and require assembly.

One-year warranty on height adjustable base systems, including motors and moving parts

HAND CRANK SPECS

Adjust with manual crank handle at a rate of 6-1/3 turns per inch for infinite stop positions. Hand Crank Beam Nesting Tables have removable handle that is stored under tabletop. Other hand crank tables allow the handle to slide under table when not in use. Maximum lifting load of 180 pounds for T based tables. Optional locking casters are available which adds 2" to starting height.

PNEUMATIC SPECS

Pneumatic adjustment with easy lever release. Pneumatic cylinder assist with infinite stop positions with no-bounce cylinder stop. Steel roller glide system. Unintentional-release resistant lever with cable release. Table height range of 17.7", 27.25"h to 45"h. Range Lifting force of forty four (44) pounds standard. Additional lifting forces are available, contact factory for information. Available options include Flip-top and Locking Casters. Casters add 2" to starting height.

ELECTRIC SPECS

Electric motor adjustment at the touch of a switch. Infinite stop positions with adjustment speed of 1.97" per second (50mm/sec). Two table height ranges to choose from: 19.69" of range, 27.25"h to 46.94"h or 26" of range, 22.25"h to 48.25"h. Simple up and down buttons, control up to 12 columns from a single keypad. Maximum lifting force of 225 pounds for two columns. Options and accessories include: Built-in Key pad w/display, Built-in memory keypad with display, key pad cable extensions, motor cable extensions, Link Cables, and safety sensors.

Weight capacity is based on balanced load.

Based on 210 lbs. per unit with 40 lbs. per additional leg.

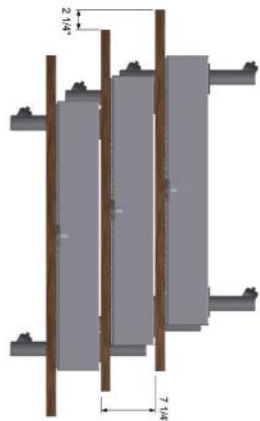
Electric Units reset at mid range rather than lowest point.

Preset Memory keypad slides in and out to store under surface when not in use. Digital display shows approximate height of table. Moves table UP | DOWN and allows 4 preset memory positions.

Digital keypad mounts in surface and displays approximate height of the table. If casters are added to the table, the digital keypad is not recommended. Moves table UP | DOWN and allows infinite stops.

WARNING

Empire height adjustable tables require a high level of installation and product knowledge. Caution should be taken at all times when assembling adjustable height products. There are warning labels and tags on items that require close attention. Please follow all assembly instructions and warnings when unpacking and assembling adjustable height productions. Misuse or improper handling of product will result in voiding of warranty and possible injury to assembler/end-user. Hi5 Furniture, Inc. does not hold responsibility for any damage to product due to misuse, lack of attention to instructions.



Email PO to Sales@Hi5Furniture.com

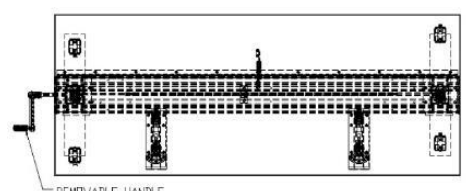
STEP 1	List Model Code of Table	EET1 3072 REP.104-L3-3
STEP 2	List Options	WMAB
STEP 3	List Finishes	
	Top Laminate Name & Number	WA Designer White D354-60
	Top Edge Color	Designer White
	Metal Color	Black [BK]
STEP 4	List the Quantity of Tables	Qty. 10

LIST PRICE


\$5,390
 \$ 80
 \$ 5,470 List Price Per Table

x 10
 \$ 54,700 Total List Price

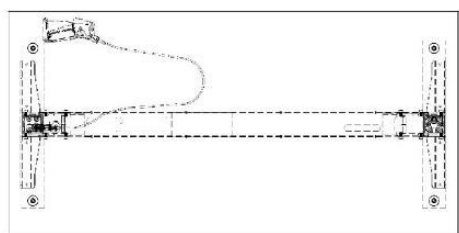
METAL BASE FINISH OPTIONS FOR HEIGHT ADJUSTABLE MODELS



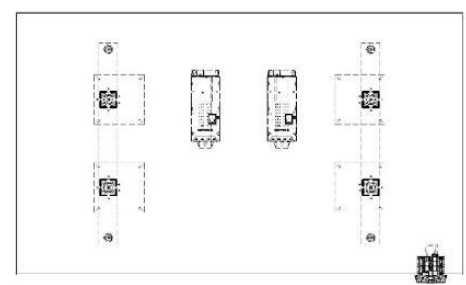
BEAM NESTING HAND CRANK



HAND CRANK



PNEUMATIC



ELECTRIC

4' long tables



L X W X HEIGHT	FUNCTION	MODEL CODE	L3 PRICE	L11 KNIFE PRICE
48 18 29	Nesting	EET1 184829 REBN. ②-③	3,170	4,780
29		EET1 184829 RES. ②-③	1,750	2,890
36	Nesting	EET1 184836 REBN. ②-③	3,540	5,280
36		EET1 184836 RES. ②-③	2,120	3,380
42	Nesting	EET1 184842 REBN. ②-③	3,540	5,280
42		EET1 184842 RES. ②-③	2,120	3,380
48 24 29	Nesting	EET1 244829 REBN. ②-③	2,940	4,160
29		EET1 244829 RES. ②-③	1,620	2,510
36	Nesting	EET1 244836 REBN. ②-③	3,280	4,590
36		EET1 244836 RES. ②-③	1,970	2,940
42	Nesting	EET1 244842 REBN. ②-③	3,280	4,590
42		EET1 244842 RES. ②-③	1,970	2,940
22.2-48.2	Electric	EET1 2448 REE3. ②-③	6,640	8,850
27.2-41.2	Nesting+Crank	EET1 2448 REBNH. ②-③	4,130	5,680
27.2-45	Hand Crank	EET1 2448 REH. ②-③	2,920	4,160
27.2-46.7	Pneumatic	EET1 2448 REP. ①-②-③	5,080	6,890
27.2-47	Electric	EET1 2448 REE2. ②-③	5,370	7,240
48 30 29	Nesting	EET1 304829 REBN. ②-③	3,090	4,410
29		EET1 304829 RES. ②-③	1,780	2,760
36	Nesting	EET1 304836 REBN. ②-③	3,440	4,840
36		EET1 304836 RES. ②-③	2,120	3,190
42	Nesting	EET1 304842 REBN. ②-③	3,440	4,840
42		EET1 304842 RES. ②-③	2,120	3,190
22.2-48.2	Electric	EET1 3048 REE3. ②-③	6,790	9,050
27.2-41.2	Nesting+Crank	EET1 3048 REBNH. ②-③	4,250	5,850
27.2-45	Hand Crank	EET1 3048 REH. ②-③	3,030	4,320
27.2-46.7	Pneumatic	EET1 3048 REP. ①-②-③	5,200	7,060
27.2-47	Electric	EET1 3048 REE2. ②-③	5,470	7,400
48 36 29	Nesting	EET1 364829 REBN. ②-③	3,300	4,690
29		EET1 364829 RES. ②-③	1,980	3,030
36	Nesting	EET1 364836 REBN. ②-③	3,640	5,120
36		EET1 364836 RES. ②-③	2,330	3,470
42	Nesting	EET1 364842 REBN. ②-③	3,640	5,120
42		EET1 364842 RES. ②-③	2,330	3,470
22.2-48.2	Electric	EET1 3648 REE3. ②-③	5,580	7,550
27.2-41.2	Nesting+Crank	EET1 3648 REBNH. ②-③	4,350	6,010
27.2-45	Hand Crank	EET1 3648 REH. ②-③	3,140	4,470
27.2-46.7	Pneumatic	EET1 3648 REP. ①-②-③	5,310	7,220
27.2-47	Electric	EET1 3648 REE2. ②-③	5,470	7,400

To Order, Specify:

1. ① Select the Pneumatic Lift Capacity

70	30-70 lbs.
82	42-82 lbs.
93	53-93 lbs.
104	64-104 lbs.
115	75-115 lbs.
138	98-138 lbs.
160	120-160 lbs.
183	143-183 lbs.

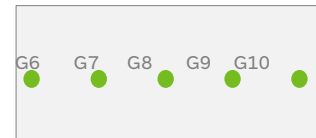

2. ② List Model Code with either L3 or L11 edges

3. ③ Options (list in alphabetical order):

CS Casters, add \$200 list per table
Nesting Tables come with Locking Casters

CSH Casters for Hard Floors, add \$200 list per table

GB Grommet (Black), add \$40 list each
 GS Grommet (Silver), add \$40 list each
 Select Location Code



QR Leveling Gangers, add \$300 list per table

TG Table Gangers, add \$200 list per table
 Select Location Code



WMAGB Magnetic Wire Manager (Black), add \$100 list

WMAGS Magnetic Wire Manager (Silver), add \$100 list

WMAGW Magnetic Wire Manager (White), add \$100 list

4. Finishes

Laminate Color:
 Top Edge Color:
 Base Color: Black Silver or White

5. Quantity of Tables

NOTES:

- Casters increase height of table by 2" on adjustable height models
- Height Adjustable bases available in Black, Silver and White
- Hand Crank Beam Nesting Tables have removable handle that is stored under Tabletop
- Electric Units reset at mid range rather than lowest point.
- Weight capacity is based on balanced load. Based on 210 lbs. per unit with 40 lbs. per additional leg.

5' long tables



L X W X HEIGHT	FUNCTION	MODEL CODE	L3 PRICE	L11 KNIFE PRICE
60 18 29	Nesting	EET1 186029 REBN. ②-③	3,260	4,910
29		EET1 186029 RES. ②-③	1,830	3,020
60 18 36	Nesting	EET1 186036 REBN. ②-③	3,620	5,420
36		EET1 186036 RES. ②-③	2,210	3,520
60 18 42	Nesting	EET1 186042 REBN. ②-③	3,620	5,420
42		EET1 186042 RES. ②-③	2,210	3,520
60 24 29	Nesting	EET1 246029 REBN. ②-③	2,940	4,160
29		EET1 246029 RES. ②-③	1,620	2,510
60 24 36	Nesting	EET1 246036 REBN. ②-③	3,280	4,590
36		EET1 246036 RES. ②-③	1,970	2,940
60 24 42	Nesting	EET1 246042 REBN. ②-③	3,280	4,590
42		EET1 246042 RES. ②-③	1,970	2,940
60 24 22.2-48.2	Electric	EET1 2460 REE3. ②-③	6,640	8,850
60 24 27.2-41.2	Nesting+Crank	EET1 2460 REBNH. ②-③	4,130	5,680
60 24 27.2-45	Hand Crank	EET1 2460 REH. ②-③	2,920	4,160
60 24 27.2-46.7	Pneumatic	EET1 2460 REP. ①-②-③	5,080	6,890
60 24 27.2-47	Electric	EET1 2460 REE2. ②-③	5,370	7,240
60 30 29	Nesting	EET1 306029 REBN. ②-③	3,180	4,560
29		EET1 306029 RES. ②-③	1,870	2,910
60 30 36	Nesting	EET1 306036 REBN. ②-③	3,280	4,590
36		EET1 306036 RES. ②-③	1,970	2,940
60 30 42	Nesting	EET1 306042 REBN. ②-③	3,280	4,590
42		EET1 306042 RES. ②-③	1,970	2,940
60 30 22.2-48.2	Electric	EET1 3060 REE3. ②-③	6,880	9,200
60 30 27.2-41.2	Nesting+Crank	EET1 3060 REBNH. ②-③	4,330	6,010
60 30 27.2-45	Hand Crank	EET1 3060 REH. ②-③	3,120	4,490
60 30 27.2-46.7	Pneumatic	EET1 3060 REP. ①-②-③	5,290	7,220
60 30 27.2-47	Electric	EET1 3060 REE2. ②-③	5,560	7,550
60 36 29	Nesting	EET1 366029 REBN. ②-③	3,400	4,860
29		EET1 366029 RES. ②-③	2,090	3,210
60 36 36	Nesting	EET1 366036 REBN. ②-③	3,740	5,300
36		EET1 366036 RES. ②-③	2,430	3,650
60 36 42	Nesting	EET1 366042 REBN. ②-③	3,740	5,300
42		EET1 366042 RES. ②-③	2,430	3,650
60 36 22.2-48.2	Electric	EET1 3660 REE3. ②-③	7,120	9,560
60 36 27.2-41.2	Nesting+Crank	EET1 3660 REBNH. ②-③	4,440	6,190
60 36 27.2-45	Hand Crank	EET1 3660 REH. ②-③	3,230	4,650
60 36 27.2-46.7	Pneumatic	EET1 3660 REP. ①-②-③	5,410	7,400
60 36 27.2-47	Electric	EET1 3660 REE2. ②-③	5,680	7,740

To Order, Specify:

1. ① Select the Pneumatic Lift Capacity

70	30-70 lbs.
82	42-82 lbs.
93	53-93 lbs.
104	64-104 lbs.
115	75-115 lbs.
138	98-138 lbs.
160	120-160 lbs.
183	143-183 lbs.



2. ② List Model Code with either L3 or L11 edges

3. ③ Options (list in alphabetical order):

CS Casters, add \$200 list per table
Nesting Tables come with Locking Casters

CSH Casters for Hard Floors, add \$200 list per table

GB Grommet (Black), add \$40 list each
GS Grommet (Silver), add \$40 list each
Select Location Code



QR Leveling Gangers, add \$300 list per table

TG Table Gangers, add \$200 list per table
Select Location Code



WMAGB Magnetic Wire Manager (Black), add \$100 list

WMAGS Magnetic Wire Manager (Silver), add \$100 list

WMAGW Magnetic Wire Manager (White), add \$100 list

4. Finishes

Laminate Color:
Top Edge Color:
Base Color: Black Silver or White

5. Quantity of Tables

NOTES:

- Casters increase height of table by 2" on adjustable height models
- Height Adjustable bases available in Black, Silver and White
- Hand Crank Beam Nesting Tables have removable handle that is stored under Tabletop
- Electric Units reset at mid range rather than lowest point.
- Weight capacity is based on balanced load. Based on 210 lbs. per unit with 40 lbs. per additional leg.

5' long tables

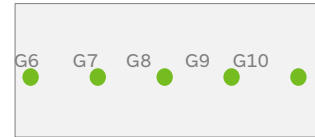



L	W	X	HEIGHT	FUNCTION	MODEL CODE	L3 PRICE	L11 KNIFE PRICE
60	42	29		Nesting	EET2 426029 REBN. ② - ③	5,020	7,090
		29			EET2 426029 RES. ② - ③	3,010	4,580
	36			Nesting	EET2 426036 REBN. ② - ③	5,590	7,800
	36				EET2 426036 RES. ② - ③	3,590	5,290
	42			Nesting	EET2 426042 REBN. ② - ③	5,590	7,800
	42				EET2 426042 RES. ② - ③	3,590	5,290
60	48	29		Nesting	EET2 486029 REBN. ② - ③	5,080	7,190
		29			EET2 486029 RES. ② - ③	3,090	4,670
	36			Nesting	EET2 486036 REBN. ② - ③	5,650	7,900
	36				EET2 486036 RES. ② - ③	3,660	5,400
	42			Nesting	EET2 486042 REBN. ② - ③	5,650	7,900
	42				EET2 486042 RES. ② - ③	3,660	5,400
	22.2-48.2			Electric	E2T2 4860 REE3. ② - ③	11,470	15,300
	27.2-47			Electric	E2T2 4860 REE2. ② - ③	9,830	13,230

To Order, Specify:

- ① Not Applicable on this Page
- ② List Model Code with either L3 or L11 edges
- ③ Options (list in alphabetical order):

- CS Casters, add \$200 list per table
Nesting Tables come with Locking Casters
- CSH Casters for Hard Floors, add \$200 list per table
- GB Grommet (Black), add \$40 list each
- GS Grommet (Silver), add \$40 list each
Select Location Code



- QR Leveling Gangers, add \$300 list per table
- TG Table Gangers, add \$200 list per table
Select Location Code



- WMAGB Magnetic Wire Manager (Black), add \$100 list
- WMAGS Magnetic Wire Manager (Silver), add \$100 list
- WMAGW Magnetic Wire Manager (White), add \$100 list

4. Finishes

Laminate Color:
 Top Edge Color:
 Base Color: Black Silver or White

5. Quantity of Tables

NOTES:

- Casters increase height of table by 2" on adjustable height models
- Height Adjustable bases available in Black, Silver and White
- Electric Units reset at mid range rather than lowest point.
- Weight capacity is based on balanced load. Based on 210 lbs. per unit with 40 lbs. per additional leg.
- E2T2 Models have 290lbs weight capacity for 96" and below.
- E2T2 Models have 370lbs weight capacity for 120"+ that have three bases

5.5' long tables



L X W X HEIGHT	FUNCTION	MODEL CODE	L3 PRICE	L11 KNIFE PRICE
66 24 29	Nesting	EET1 246629 REBN. ②-③	3,150	4,500
29		EET1 246629 RES. ②-③	1,830	2,850
36	Nesting	EET1 246636 REBN. ②-③	3,490	4,930
36		EET1 246636 RES. ②-③	2,180	3,280
42	Nesting	EET1 246642 REBN. ②-③	3,490	4,930
42		EET1 246642 RES. ②-③	2,180	3,280
22.2-48.2	Electric	EET1 2466 REE3. ②-③	6,810	9,100
27.2-41.2	Nesting+Crank	EET1 2466 REBNH. ②-③	4,290	5,940
27.2-45	Hand Crank	EET1 2466 REH. ②-③	3,080	4,410
27.2-46.7	Pneumatic	EET1 2466 REP. ①-②-③	5,250	7,140
27.2-47	Electric	EET1 2466 REE2. ②-③	5,520	7,490
66 30 29	Nesting	EET1 306629 REBN. ②-③	3,270	4,710
29		EET1 306629 RES. ②-③	1,960	3,060
36	Nesting	EET1 306636 REBN. ②-③	3,610	5,140
36		EET1 306636 RES. ②-③	2,300	3,480
42	Nesting	EET1 306642 REBN. ②-③	3,610	5,140
42		EET1 306642 RES. ②-③	2,300	3,480
22.2-48.2	Electric	EET1 3066 REE3. ②-③	6,950	9,350
27.2-41.2	Nesting+Crank	EET1 3066 REBNH. ②-③	4,410	6,150
27.2-45	Hand Crank	EET1 3066 REH. ②-③	3,200	4,620
27.2-46.7	Pneumatic	EET1 3066 REP. ①-②-③	5,380	7,360
27.2-47	Electric	EET1 3066 REE2. ②-③	5,640	7,700
66 36 29	Nesting	EET1 366629 REBN. ②-③	3,620	5,170
29		EET1 366629 RES. ②-③	2,310	3,520
36	Nesting	EET1 366636 REBN. ②-③	3,970	5,600
36		EET1 366636 RES. ②-③	2,650	3,950
42	Nesting	EET1 366642 REBN. ②-③	3,970	5,600
42		EET1 366642 RES. ②-③	2,650	3,950
22.2-48.2	Electric	EET1 3666 REE3. ②-③	7,350	9,850
27.2-41.2	Nesting+Crank	EET1 3666 REBNH. ②-③	4,680	6,500
27.2-45	Hand Crank	EET1 3666 REH. ②-③	3,450	4,970
27.2-46.7	Pneumatic	EET1 3666 REP. ①-②-③	5,630	7,710
27.2-47	Electric	EET1 3666 REE2. ②-③	5,910	8,050
66 42 29		EET2 426629 RES. ②-③	3,230	4,780
36		EET2 426636 RES. ②-③	3,810	5,500
42		EET2 426642 RES. ②-③	3,810	5,500
66 48 29		EET2 486629 RES. ②-③	3,230	4,880
36		EET2 486636 RES. ②-③	3,810	5,600
42		EET2 486642 RES. ②-③	3,810	5,600

To Order, Specify:



1. ① Select the Pneumatic Lift Capacity

70	30-70 lbs.
82	42-82 lbs.
93	53-93 lbs.
104	64-104 lbs.
115	75-115 lbs.
138	98-138 lbs.
160	120-160 lbs.
183	143-183 lbs.

2. ② List Model Code with either L3 or L11 edges

3. ③ Options (list in alphabetical order):

CS	Casters, add \$200 list per table <i>Nesting Tables come with Locking Casters</i>
CSH	Casters for Hard Floors, add \$200 list per table
GB	Grommet (Black), add \$40 list each
GS	Grommet (Silver), add \$40 list each Select Location Code



QR	Leveling Gangers, add \$300 list per table
TG	Table Gangers, add \$200 list per table Select Location Code



WMAGB	Magnetic Wire Manager (Black), add \$100 list
WMAGS	Magnetic Wire Manager (Silver), add \$100 list
WMAGW	Magnetic Wire Manager (White), add \$100 list

4. Finishes

Laminate Color:
Top Edge Color:
Base Color: Black Silver or White

5. Quantity of Tables

NOTES:

- Casters increase height of table by 2" on adjustable height models
- Height Adjustable bases available in Black, Silver and White
- Hand Crank Beam Nesting Tables have removable handle that is stored under Tabletop
- Electric Units reset at mid range rather than lowest point.
- Weight capacity is based on balanced load. Based on 210 lbs. per unit with 40 lbs. per additional leg.

6' long tables



L X W X HEIGHT	FUNCTION	MODEL CODE	L3 PRICE	L11 KNIFE PRICE
72 18 29	Nesting	EET1 187229 REBN. ②-③	3,620	5,470
29		EET1 187229 RES. ②-③	1,900	3,170
36	Nesting	EET1 187236 REBN. ②-③	3,990	5,980
36		EET1 187236 RES. ②-③	2,270	3,670
42	Nesting	EET1 187242 REBN. ②-③	3,990	5,980
42		EET1 187242 RES. ②-③	2,270	3,670
72 24 29	Nesting	EET1 247229 REBN. ②-③	3,430	4,880
29		EET1 247229 RES. ②-③	1,840	2,420
36	Nesting	EET1 247236 REBN. ②-③	3,770	5,300
36		EET1 247236 RES. ②-③	2,180	2,850
42	Nesting	EET1 247242 REBN. ②-③	3,770	5,300
42		EET1 247242 RES. ②-③	2,180	2,850
22.2-48.2	Electric	EET1 2472 REE3. ②-③	6,810	9,130
27.2-41.2	Nesting+Crank	EET1 2472 REBNH. ②-③	4,290	5,950
27.2-45	Hand Crank	EET1 2472 REH. ②-③	3,080	4,430
27.2-46.7	Pneumatic	EET1 2472 REP. ①-②-③	5,250	7,160
27.2-47	Electric	EET1 2472 REE2. ②-③	5,530	7,510
72 30 29	Nesting	EET1 307229 REBN. ②-③	3,560	5,080
29		EET1 307229 RES. ②-③	1,970	3,070
36	Nesting	EET1 307236 REBN. ②-③	3,910	5,510
36		EET1 307236 RES. ②-③	2,310	3,510
42	Nesting	EET1 307242 REBN. ②-③	3,910	5,510
42		EET1 307242 RES. ②-③	2,310	3,510
22.2-48.2	Electric	EET1 3072 REE3. ②-③	6,960	9,360
27.2-41.2	Nesting+Crank	EET1 3072 REBNH. ②-③	4,420	6,160
27.2-45	Hand Crank	EET1 3072 REH. ②-③	3,210	4,640
27.2-46.7	Pneumatic	EET1 3072 REP. ①-②-③	5,390	7,380
27.2-47	Electric	EET1 3072 REE2. ②-③	5,650	7,710
72 36 29	Nesting	EET1 367229 REBN. ②-③	4,200	5,920
29		EET1 367229 RES. ②-③	2,320	3,550
36	Nesting	EET1 367236 REBN. ②-③	4,540	6,340
36		EET1 367236 RES. ②-③	2,660	3,980
42	Nesting	EET1 367242 REBN. ②-③	4,540	6,340
42		EET1 367242 RES. ②-③	2,660	3,980
22.2-48.2	Electric	EET1 3672 REE3. ②-③	6,960	9,360
27.2-41.2	Nesting+Crank	EET1 3672 REBNH. ②-③	4,690	6,510
27.2-45	Hand Crank	EET1 3672 REH. ②-③	3,470	4,990
27.2-46.7	Pneumatic	EET1 3672 REP. ①-②-③	5,390	7,380
27.2-47	Electric	EET1 3672 REE2. ②-③	5,650	7,710

To Order, Specify:

1. ① Select the Pneumatic Lift Capacity

70	30-70 lbs.
82	42-82 lbs.
93	53-93 lbs.
104	64-104 lbs.
115	75-115 lbs.
138	98-138 lbs.
160	120-160 lbs.
183	143-183 lbs.

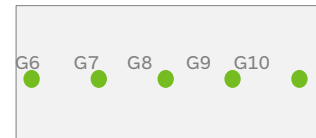

2. ② List Model Code with either L3 or L11 edges

3. ③ Options (list in alphabetical order):

CS Casters, add \$200 list per table
Nesting Tables come with Locking Casters

CSH Casters for Hard Floors, add \$200 list per table

GB Grommet (Black), add \$40 list each
 GS Grommet (Silver), add \$40 list each
 Select Location Code



QR Leveling Gangers, add \$300 list per table
 TG Table Gangers, add \$200 list per table
 Select Location Code



WMAGB Magnetic Wire Manager (Black), add \$100 list
 WMAGS Magnetic Wire Manager (Silver), add \$100 list
 WMAGW Magnetic Wire Manager (White), add \$100 list

4. Finishes

Laminate Color:
 Top Edge Color:
 Base Color: Black Silver or White

5. Quantity of Tables

NOTES:

- Casters increase height of table by 2" on adjustable height models
- Height Adjustable bases available in Black, Silver and White
- Hand Crank Beam Nesting Tables have removable handle that is stored under Tabletop
- Electric Units reset at mid range rather than lowest point.
- Weight capacity is based on balanced load. Based on 210 lbs. per unit with 40 lbs. per additional leg.

6' long tables





L	W	X HEIGHT	FUNCTION	MODEL CODE	L3 PRICE	L11 KNIFE PRICE
72	42	9		EET2 427229 RES. ②-③	3,160	4,810
		36		EET2 427236 RES. ②-③	3,730	5,530
		42		EET2 427242 RES. ②-③	3,730	5,530
72	48	29		EET2 487229 RES. ②-③	3,220	4,900
		36		EET2 487236 RES. ②-③	3,800	5,620
		42		EET2 487242 RES. ②-③	3,800	5,620
		22.2-48.2	Electric	E2T2 4872 REE3. ②-③	11,630	15,560
		27.2-47	Electric	E2T2 4872 REE2. ②-③	9,980	13,490
72	60	22.2-60.2	Electric	E2T2 6072 REE3. ②-③	16,900	22,100
		27.2-47	Electric	E2T2 6072 REE2. ②-③	14,440	19,010

To Order, Specify:

- ① Not Applicable on this Page
- ② List Model Code with either L3 or L11 edges

3. ③ Options (list in alphabetical order):

- CS Casters, add \$200 list per table
Nesting Tables come with Locking Casters
- CSH Casters for Hard Floors, add \$200 list per table
- GB Grommet (Black), add \$40 list each
- GS Grommet (Silver), add \$40 list each
Select Location Code



- QR Leveling Gangers, add \$300 list per table
- TG Table Gangers, add \$200 list per table
Select Location Code



- WMAGB Magnetic Wire Manager (Black), add \$100 list
- WMAGS Magnetic Wire Manager (Silver), add \$100 list
- WMAGW Magnetic Wire Manager (White), add \$100 list

4. Finishes

- Laminate Color:
- Top Edge Color:
- Base Color: Black Silver or White

5. Quantity of Tables

NOTES:

- Casters increase height of table by 2" on adjustable height models
- Height Adjustable bases available in Black, Silver and White
- Hand Crank Beam Nesting Tables have removable handle that is stored under Tabletop
- Electric Units reset at mid range rather than lowest point.
- Weight capacity is based on balanced load. Based on 210 lbs. per unit with 40 lbs. per additional leg.
- E2T2 Models have 290lbs weight capacity for 96" and below.
- E2T2 Models have 370lbs weight capacity for 120"+ that have three bases

7' long tables



L X W X HEIGHT	FUNCTION	MODEL CODE	L3 PRICE	L11 KNIFE PRICE
84 18 29	Nesting	EET1 188429 REBN. ②-③	3,880	5,880
29		EET1 188429 RES. ②-③	2,150	3,560
36	Nesting	EET1 188436 REBN. ②-③	4,260	6,370
36		EET1 188436 RES. ②-③	2,530	4,060
42	Nesting	EET1 188442 REBN. ②-③	4,260	6,370
42		EET1 188442 RES. ②-③	2,530	4,060
84 24 29	Nesting	EET1 248429 REBN. ②-③	3,690	5,250
29		EET1 248429 RES. ②-③	2,090	3,240
36	Nesting	EET1 248436 REBN. ②-③	4,040	5,680
36		EET1 248436 RES. ②-③	2,430	3,670
42	Nesting	EET1 248442 REBN. ②-③	4,040	5,680
42		EET1 248442 RES. ②-③	2,430	3,670
84 30 29	Nesting	EET1 308429 REBN. ②-③	3,850	5,500
29		EET1 308429 RES. ②-③	2,260	3,500
36	Nesting	EET1 308436 REBN. ②-③	4,200	5,940
36		EET1 308436 RES. ②-③	2,610	3,930
42	Nesting	EET1 308442 REBN. ②-③	4,200	5,940
42		EET1 308442 RES. ②-③	2,610	3,930
84 36 29	Nesting	EET2 368429 REBN. ②-③	5,030	7,030
29		EET2 368429 RES. ②-③	3,040	4,520
36	Nesting	EET2 368436 REBN. ②-③	5,380	7,460
36		EET2 368436 RES. ②-③	3,380	4,950
42	Nesting	EET2 368442 REBN. ②-③	5,380	7,460
42		EET2 368442 RES. ②-③	3,380	4,950
84 42 29		EET2 428429 RES. ②-③	3,420	5,210
36		EET2 428436 RES. ②-③	3,990	5,940
42		EET2 428442 RES. ②-③	3,990	5,940
84 48 29		EET2 488429 RES. ②-③	3,490	5,210
36		EET2 488436 RES. ②-③	4,060	5,940
42		EET2 488442 RES. ②-③	4,060	5,940
22.2-48.2	Electric	E2T2 4884 REE3. ②-③	11,910	15,860
27.2-47	Electric	E2T2 4884 REE2. ②-③	10,270	13,790
84 60 22.2-60.2	Electric	E2T2 6084 REE3. ②-③	17,260	22,660
27.2-47	Electric	E2T2 6084 REE2. ②-③	14,800	19,570

To Order, Specify:

- ① Not Applicable on this Page
- ② List Model Code with either L3 or L11 edges
- ③ Options (list in alphabetical order):
 - CS Casters, add \$200 list per table
Nesting Tables come with Locking Casters
 - CSH Casters for Hard Floors, add \$200 list per table
 - GB Grommet (Black), add \$40 list each
 - GS Grommet (Silver), add \$40 list each
Select Location Code

G1 G2 G3 G4 G5

G6 G7 G8 G9 G10

 - QR Leveling Gangers, add \$300 list per table
 - TG Table Gangers, add \$200 list per table
Select Location Code

Location A

Location B

 - WMAGB Magnetic Wire Manager (Black), add \$100 list
 - WMAGS Magnetic Wire Manager (Silver), add \$100 list
 - WMAGW Magnetic Wire Manager (White), add \$100 list

4. Finishes

Laminate Color:
 Top Edge Color:
 Base Color: Black Silver or White

5. Quantity of Tables

NOTES:

- Casters increase height of table by 2" on adjustable height models
- Height Adjustable bases available in Black, Silver and White
- Hand Crank Beam Nesting Tables have removable handle that is stored under Tabletop
- Electric Units reset at mid range rather than lowest point.
- Weight capacity is based on balanced load. Based on 210 lbs. per unit with 40 lbs. per additional leg.
- E2T2 Models have 290lbs weight capacity for 96" and below.
- E2T2 Models have 370lbs weight capacity for 120"+ that have three bases

8' long tables



L X W X HEIGHT	FUNCTION	MODEL CODE	L3 PRICE	L11 KNIFE PRICE	
96 18 29	Nesting	EET1 189629 REBN. ②-③	3,910	5,920	
		EET1 189629 RES. ②-③	2,190	3,600	
	Nesting	EET1 189636 REBN. ②-③	4,290	6,410	
		EET1 189636 RES. ②-③	2,550	4,100	
	Nesting	EET1 189642 REBN. ②-③	4,290	6,410	
		EET1 189642 RES. ②-③	2,550	4,100	
96 24 29	Nesting	EET1 249629 REBN. ②-③	3,710	5,290	
		EET1 249629 RES. ②-③	2,110	3,280	
	Nesting	EET1 249636 REBN. ②-③	4,050	5,720	
		EET1 249636 RES. ②-③	2,450	3,720	
	Nesting	EET1 249642 REBN. ②-③	4,050	5,720	
		EET1 249642 RES. ②-③	2,450	3,720	
96 30 29	Nesting	EET1 309629 REBN. ②-③	3,870	5,550	
		EET1 309629 RES. ②-③	2,280	3,540	
	Nesting	EET1 309636 REBN. ②-③	4,210	5,980	
		EET1 309636 RES. ②-③	2,620	3,970	
	Nesting	EET1 309642 REBN. ②-③	4,210	5,980	
		EET1 309642 RES. ②-③	2,620	3,970	
96 36 29	Nesting	EET2 369629 REBN. ②-③	5,060	7,090	
		EET2 369629 RES. ②-③	3,060	4,560	
	Nesting	EET2 369636 REBN. ②-③	5,400	7,510	
		EET2 369636 RES. ②-③	3,400	5,010	
	Nesting	EET2 369642 REBN. ②-③	5,400	7,510	
		EET2 369642 RES. ②-③	3,400	5,010	
96 42 29		EET2 429629 RES. ②-③	3,440	5,270	
		EET2 429636 RES. ②-③	4,020	5,980	
		EET2 429642 RES. ②-③	4,020	5,980	
96 48 29		EET2 489629 RES. ②-③	3,520	5,270	
		EET2 489636 RES. ②-③	4,090	5,980	
		EET2 489642 RES. ②-③	4,090	5,980	
	22.2-48.2	Electric	E2T2 4896 REE3. ②-③	11,950	15,900
	27.2-47	Electric	E2T2 4896 REE2. ②-③	10,310	13,850
96 60 22.2-60.2	Electric	E2T2 6096 REE3. ②-③	17,270	22,710	
	Electric	E2T2 6096 REE2. ②-③	14,820	19,620	
120 48 22.2-48.2	Electric	E2T2 48120 REE3. ②-③	17,250	22,700	
120 27.2-47	Electric	E2T2 48120 REE2. ②-③	14,780	19,600	
120 60 22.2-60.2	Electric	E2T2 60120 REE3. ②-③	17,670	23,350	
120 27.2-47	Electric	E2T2 60120 REE2. ②-③	15,200	20,250	

To Order, Specify:



- ① Not Applicable on this Page
- ② List Model Code with either L3 or L11 edges
- ③ Options (list in alphabetical order):

CS Casters, add \$200 list per table
Nesting Tables come with Locking Casters

CSH Casters for Hard Floors, add \$200 list per table

GB Grommet (Black), add \$40 list each

GS Grommet (Silver), add \$40 list each
Select Location Code



QR Leveling Gangers, add \$300 list per table

TG Table Gangers, add \$200 list per table
Select Location Code



WMAGB Magnetic Wire Manager (Black), add \$100 list

WMAGS Magnetic Wire Manager (Silver), add \$100 list

WMAGW Magnetic Wire Manager (White), add \$100 list

4. Finishes

Laminate Color:

Top Edge Color:

Base Color: Black Silver or White

5. Quantity of Tables

NOTES:

- Casters increase height of table by 2" on adjustable height models
- Height Adjustable bases available in Black, Silver and White
- Hand Crank Beam Nesting Tables have removable handle that is stored under Tabletop
- Electric Units reset at mid range rather than lowest point.
- Weight capacity is based on balanced load. Based on 210 lbs. per unit with 40 lbs. per additional leg.
- E2T2 Models have 290lbs weight capacity for 96" and below.
- E2T2 Models have 370lbs weight capacity for 120"+ that have three bases

Round tables



L X W X HEIGHT	FUNCTION	MODEL CODE	L3 PRICE	L11 KNIFE PRICE
24 29		EEX1 2429 RDS. ②-③	1,910	2,810
36		EEX1 2436 RDS. ②-③	2,090	3,030
42		EEX1 2442 RDS. ②-③	2,090	3,030
29	Nesting	EEX1 2429 RDN. ②-③	2,550	3,610
36	Nesting	EEX1 2436 RDN. ②-③	2,730	3,820
42	Nesting	EEX1 2442 RDN. ②-③	2,730	3,820
27.2-45	Hand Crank	EEX1 24 RDH. ②-③	2,180	3,150
27.2-45	Pneumatic	EEX1 24 RDP. ①-②-③	2,520	3,560
18.7-28.5	Pneumatic	EEX1 24 RDP2. ①-②-③	2,520	3,560
30 29		EEX1 3029 RDS. ②-③	1,990	2,950
36		EEX1 3036 RDS. ②-③	2,170	3,170
42		EEX1 3042 RDS. ②-③	2,170	3,170
29	Nesting	EEX1 3029 RDN. ②-③	2,630	3,760
36	Nesting	EEX1 3036 RDN. ②-③	2,790	3,970
42	Nesting	EEX1 3042 RDN. ②-③	2,790	3,970
27.2-45	Hand Crank	EEX1 30 RDH. ②-③	2,260	3,280
27.2-45	Pneumatic	EEX1 30 RDP. ①-②-③	2,590	3,710
18.7-28.5	Pneumatic	EEX1 30 RD2P. ①-②-③	2,590	3,710
36 29		EEX1 3629 RDS. ②-③	2,110	3,160
36		EEX1 3636 RDS. ②-③	2,290	3,370
42		EEX1 3642 RDS. ②-③	2,290	3,370
29	Nesting	EEX1 3629 RDN. ②-③	2,750	3,950
36	Nesting	EEX1 3636 RDN. ②-③	2,930	4,170
42	Nesting	EEX1 3642 RDN. ②-③	2,930	4,170
27.2-45	Hand Crank	EEX1 36 RDH. ②-③	2,380	3,480
27.2-45	Pneumatic	EEX1 36 RDP. ①-②-③	2,710	3,900
18.7-28.5	Pneumatic	EEX1 36 RD2P. ①-②-③	2,710	3,900
42 29		EEX1 4229 RDS. ②-③	2,170	3,090
36		EEX1 4236 RDS. ②-③	2,330	3,280
42		EEX1 4242 RDS. ②-③	2,330	3,280
29	Nesting	EEX1 4229 RDN. ②-③	2,760	3,790
36	Nesting	EEX1 4236 RDN. ②-③	2,920	3,980
42	Nesting	EEX1 4242 RDN. ②-③	2,920	3,980
27.2-45	Pneumatic	EEX1 42 RDP. ①-②-③	2,720	3,750
18.7-28.5	Pneumatic	EEX1 42 RDP2. ①-②-③	2,720	3,750
48 29		EEX1 4829 RDS. ②-③	2,220	3,160
36		EEX1 4836 RDS. ②-③	2,380	3,350
42		EEX1 4842 RDS. ②-③	2,380	3,350
29	Nesting	EEX1 4829 RDN. ②-③	2,810	3,850
36	Nesting	EEX1 4836 RDN. ②-③	2,960	4,040
42	Nesting	EEX1 4842 RDN. ②-③	2,960	4,040
27.2-45	Pneumatic	EEX1 48 RDP. ①-②-③	2,770	3,810
18.7-28.5	Pneumatic	EEX1 48 RDP2. ①-②-③	2,770	3,810

To Order, Specify:

1. **① Select the Pneumatic Lift Capacity**

44	1 - 44 lbs.
55	15 - 55 lbs.
66	26 - 66 lbs.
77	37 - 77 lbs.

2. **② List Model Code with either L3 or L11 edges**

3. **③ Options (list in alphabetical order):**

- CS Casters, add \$200 list per table
Nesting Tables come with Locking Casters
- CSH Casters for Hard Floors, add \$200 list per table
- GB Grommet (Black), add \$40 list each
- GS Grommet (Silver), add \$40 list each
- WMAGB Magnetic Wire Manager (Black), add \$100 list
- WMAGS Magnetic Wire Manager (Silver), add \$100 list
- WMAGW Magnetic Wire Manager (White), add \$100 list

4. **Finishes**

- Laminate Color:
- Top Edge Color:
- Base Color: Black Silver or White

5. **Quantity of Tables**

NOTES:

- Casters increase height of table by 2" on adjustable height models
- Height Adjustable bases available in Black, Silver and White
- Hand Crank Tables have removable handle that is stored under Tabletop

Square tables



X Base



T2 Base

L X W X HEIGHT	FUNCTION	MODEL CODE	L3 PRICE	L11 KNIFE PRICE
24 24 29		EEX1 242429 SQS. ②-③	1,790	2,670
36		EEX1 242436 SQS. ②-③	1,970	2,890
42		EEX1 242442 SQS. ②-③	1,970	2,890
29	Nesting	EEX1 242429 SQN. ②-③	2,430	3,470
36	Nesting	EEX1 242436 SQN. ②-③	2,610	3,680
42	Nesting	EEX1 242442 SQN. ②-③	2,610	3,680
27.2-45	Hand Crank	EEX1 2424 RDH. ②-③	2,060	3,000
27.2-45	Pneumatic	EEX1 2424 SQP. ①-②-③	2,400	3,420
18.7-28.5	Pneumatic	EEX1 2424 SQP2. ①-②-③	2,400	3,420
30 30 29		EEX1 303029 SQS. ②-③	1,910	2,860
36		EEX1 303036 SQS. ②-③	2,090	3,080
42		EEX1 303042 SQS. ②-③	2,090	3,080
29	Nesting	EEX1 303029 SQN. ②-③	2,550	3,670
36	Nesting	EEX1 303036 SQN. ②-③	2,730	3,870
42	Nesting	EEX1 303042 SQN. ②-③	2,730	3,870
27.2-45	Hand Crank	EEX1 3030 SQH. ②-③	2,180	3,200
27.2-45	Pneumatic	EEX1 3030 SQP. ①-②-③	2,510	3,610
18.7-28.5	Pneumatic	EEX1 3030 SQP2. ①-②-③	2,510	3,610
36 36 29		EEX1 363629 SQS. ②-③	2,050	3,070
36		EEX1 363636 SQS. ②-③	2,220	3,290
42		EEX1 363642 SQS. ②-③	2,220	3,290
29	Nesting	EEX1 363629 SQN. ②-③	2,680	3,870
36	Nesting	EEX1 363636 SQN. ②-③	2,860	4,100
42	Nesting	EEX1 363642 SQN. ②-③	2,860	4,100
27.2-45	Pneumatic	EEX1 3636 SQP. ①-②-③	2,650	3,820
18.7-28.5	Pneumatic	EEX1 3636 SQP2. ①-②-③	2,650	3,820
42 42 29		EEX1 424229 SQS. ②-③	2,510	4,000
36		EEX1 424236 SQS. ②-③	2,700	4,260
42		EEX1 424242 SQS. ②-③	2,700	4,260
29	Nesting	EEX1 424229 SQN. ②-③	3,200	4,910
36	Nesting	EEX1 424236 SQN. ②-③	3,390	5,170
42	Nesting	EEX1 424242 SQN. ②-③	3,390	5,170
27.2-45	Pneumatic	EEX1 4242 SQP. ①-②-③	3,150	4,860
18.7-28.5	Pneumatic	EEX1 4242 SQP2. ①-②-③	3,150	4,860
48 48 27.2-47	Electric	EET2 4848 SQE2. ②-③	10,330	14,570
22.2-48.2	Electric	EET2 4848 SQE3. ②-③	12,090	16,940
60 60 27.2-47	Electric	EET2 6060 SQE2. ②-③	15,400	21,520
22.2-48.2	Electric	EET2 6060 SQE3. ②-③	18,050	25,080

To Order, Specify:

1. ① Select the Pneumatic Lift Capacity

44	1 - 44 lbs.
55	15 - 55 lbs.
66	26 - 66 lbs.
77	37 - 77 lbs.

2. ② List Model Code with either L3 or L11 edges

3. ③ Options (list in alphabetical order):

CS	Casters, add \$200 list per table <i>Nesting Tables come with Locking Casters</i>
CSH	Casters for Hard Floors, add \$200 list per table
GB	Grommet (Black), add \$40 list each
GS	Grommet (Silver), add \$40 list each

WMAGB	Magnetic Wire Manager (Black), add \$100 list
WMAGS	Magnetic Wire Manager (Silver), add \$100 list
WMAGW	Magnetic Wire Manager (White), add \$100 list

4. Finishes

Laminate Color:
Top Edge Color:
Base Color: Black Silver or White

5. Quantity of Tables

NOTES:

- Casters increase height of table by 2" on adjustable height models
- Height Adjustable bases available in Black, Silver and White
- Hand Crank Tables have removable handle that is stored under Tabletop

Statement of Line



29" High Levelers



29" High Casters



29" High Nesting



42" High Casters



42" High Nesting



60" Round Levelers



60" Round Casters



60" Round Nesting



72" Round Casters



72" Round Nesting



29" High Levelers



29" High Casters



29" High Nesting



42" High Levelers



42" High Casters



42" High Nesting



29" High Casters



29" High Nesting



T2 Bases Levelers



T2 Bases Casters



48" x 48" T2 Nesting



Inset T Bases Levelers



Inset T Bases Casters



Trapezoid Tables Levelers



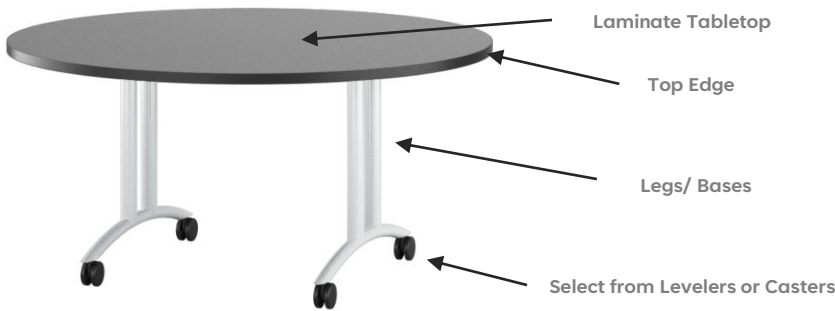
Half-Round Tables Levelers



Crescent Tables Levelers

Email PO to Sales@Hi5Furniture.com

			<u>LIST PRICE</u>	
STEP 1	List Model Code of Table	GY.T2N 6029 RD. ①-②	\$5,200	
STEP 2	List Options		\$100	
			\$5,200	List Price Per Table
STEP 3	List Finishes			
	Top Laminate Name & Number: WA Designer White D354-60			
	Top Edge Color: Designer White			
	Bases Color: Black [BK]			
STEP 4	List the Quantity of Tables	Qty. 10	x 10	
			<u>\$52,000</u>	Total List Price

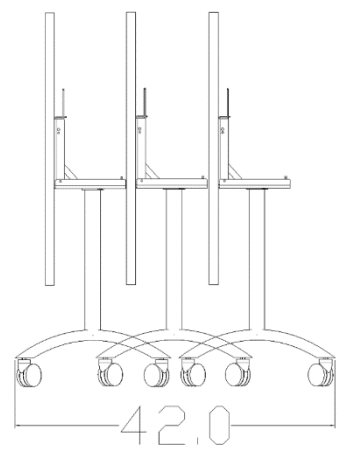


Nesting Information

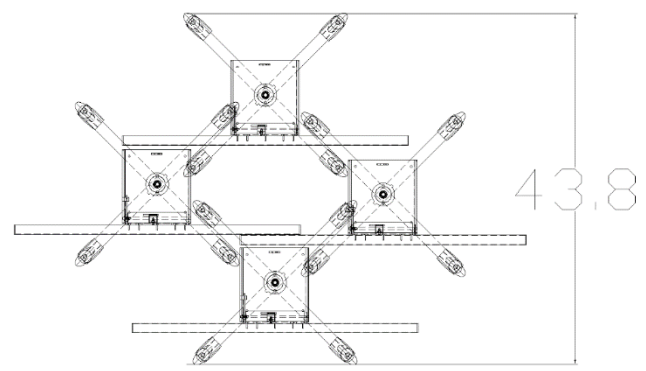


Round Flip-Top Nesting Tables

- Seated or Bar Height options
- One person handling



Three 36" Round x 29" high tables nested together; side and top view
For 2D and/or 3D CAD symbols, please visit our website.



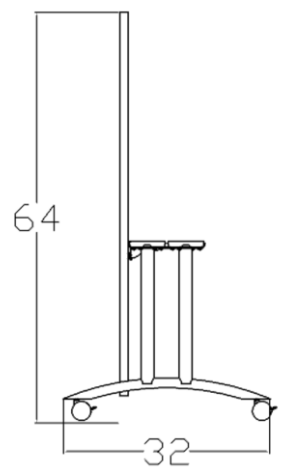
Rectangle Flip-Top Nesting Tables

- Seated or Bar Height options
- One person handling



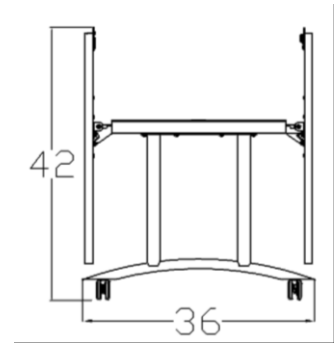
60" Round Flip-Top Nesting Tables

- Seated or Bar Height options
- One person handling



72" Round Split Nesting Tables

- Fits through 36" doorway
- Two-person handling



Crescent, Half Round and Trapezoid tables



L X W X H	FUNCTION	BASE STYLE	# OF BASES	MODEL CODE	L3 LIST PRICE
48 24 29		T	2	GY.TS 244829 CR.L3- 2	1,440
48 24 29	Nesting	T	2	GY.TN 244829 CR.L3- 2	2,430
60 30 29		T	2	GY.TS 306029 CR.L3- 2	1,820
60 30 29	Nesting	T	2	GY.TN 306029 CR.L3- 2	2,810



48 24 29		T	2	GY.TS 244829 HR.L3- 2	1,440
48 24 29	Nesting	T	2	GY.TN 244829 HR.L3- 2	2,430
60 30 29		T	2	GY.TS 306029 HR.L3- 2	1,820
60 30 29	Nesting	T	2	GY.TN 306029 HR.L3- 2	2,810
72 36 29		T	2	GY.TS 367229 HR.L3- 2	2,260
72 36 29	Nesting	T	2	GY.TN 367229 HR.L3- 2	3,250



60 24 29		T	2	GY.TS 246029 TZ.L3- 2	1,600
60 24 29	Nesting	T	2	GY.TN 246029 TZ.L3- 2	2,590
72 24 29		T	2	GY.TS 247229 TZ.L3- 2	1,760
72 24 29	Nesting	T	2	GY.TN 247229 TZ.L3- 2	2,750
60 30 29		T	2	GY.TS 306029 TZ.L3- 2	1,820
60 30 29	Nesting	T	2	GY.TN 306029 TZ.L3- 2	2,810
72 30 29		T	2	GY.TS 307229 TZ.L3- 2	2,020
72 30 29	Nesting	T	2	GY.TN 307229 TZ.L3- 2	3,010

To Order, Specify:

1. **1** List Model Code with either L3 or L11 Edge

2. **2** Options (list in alphabetical order):

CSH Locking casters for hard floors, add \$50 per caster
 CS Locking casters for soft floors, add \$50 per caster
Nesting tables come with these locking casters

GB Non-Powered Grommet (Black), add \$40 list each
 GS Non-Powered Grommet (Silver), add \$40 list each
Email drawing layout with your PO to include Locations

QR Leveling Gangers, add \$300 list per table
 TG Table Gangers, add \$200 list per table
Email drawing layout with your PO to include Locations

WB Cable base with hole, add \$100 list per table

3. Finishes

Laminate Color:
 Top Edge Color:
 Base Color:

4. Quantity of Tables

NOTES:

- Nesting tables come with CS casters for soft floors

Rectangle tables



T Base Outset



X Base



Nesting


L X W	H	FUNCTION	BASE POSITION	BASE STYLE	# OF BASE	MODEL CODE	L3 PRICE	L11 PRICE
30	24	29	Nesting		X	1	GY.XN 243029. ①-②	2,020 2,200
30	24	29	Outset		X	1	GY.XS 243029. ①-②	1,450 1,630
30	24	36	Nesting		X	1	GY.XN 243036. ①-②	2,200 2,380
30	24	42	Outset		X	1	GY.XS 243042. ①-②	1,630 1,800
36	18	29	Outset		T	2	GY.TS 183629. ①-②	1,280 1,430
36	24	29	Nesting		X	1	GY.XN 243629. ①-②	2,110 2,320
36	24	29	Outset		X	1	GY.XS 243629. ①-②	1,540 1,750
36	24	36	Nesting		X	1	GY.XN 243636. ①-②	2,290 2,500
36	24	42	Outset		X	1	GY.XS 243642. ①-②	1,720 1,930
42	18	29	Outset		T	2	GY.TS 184229. ①-②	1,340 1,530
42	24	29	Nesting	Outset	T	2	GY.TN 244229. ①-②	2,590 2,830
42	24	29	Outset		T	2	GY.TS 244229. ①-②	1,500 1,740
42	24	36	Nesting	Outset	T	2	GY.TN 244236. ①-②	2,940 3,180
42	24	42	Outset		T	2	GY.TS 244242. ①-②	1,850 2,090
42	30	29	Nesting	Outset	T	2	GY.TN 304229. ①-②	2,760 3,070
42	30	29	Outset		T	2	GY.TS 304229. ①-②	1,670 1,980
42	30	42	Nesting	Outset	T	2	GY.TN 304242. ①-②	3,110 3,420
42	30	42	Outset		T	2	GY.TS 304242. ①-②	2,020 2,330
42	36	29	Nesting	Outset	T	2	GY.TN 364229. ①-②	2,940 3,310
42	36	29	Outset		X	1	GY.XS 364229. ①-②	2,610 2,980
42	36	42	Nesting	Outset	T	2	GY.TN 364242. ①-②	3,290 3,660
42	36	42	Outset		X	1	GY.XS 364242. ①-②	2,780 3,150
48	18	29	Nesting	Outset	T	2	GY.TN 184829. ①-②	2,180 2,390
48	18	29	Outset		T	2	GY.TS 184829. ①-②	1,410 1,620
48	24	29	Nesting	Outset	T	2	GY.TN 244829. ①-②	2,670 2,950
48	24	29	Outset		T	2	GY.TS 244829. ①-②	1,580 1,870
48	24	36	Nesting	Outset	T	2	GY.TN 244836. ①-②	3,030 3,310
48	24	42	Outset		T	2	GY.TS 244842. ①-②	1,940 2,220
48	30	29	Nesting	Outset	T	2	GY.TN 304829. ①-②	2,870 3,220
48	30	29	Outset		T	2	GY.TS 304829. ①-②	1,780 2,130
48	30	42	Nesting	Outset	T	2	GY.TN 304842. ①-②	3,220 3,580
48	30	42	Outset		T	2	GY.TS 304842. ①-②	2,130 2,490
48	36	29	Nesting	Outset	T	2	GY.TN 364829. ①-②	3,070 3,490
48	36	29	Outset		T	2	GY.TS 364829. ①-②	3,070 3,490
48	36	42	Nesting	Outset	T	2	GY.TN 364842. ①-②	3,420 3,840
48	36	42	Outset		T	2	GY.TS 364842. ①-②	3,420 3,840

To Order, Specify:

1. **① List Model Code with either L3 or L11 Edge**
2. **② Options (list in alphabetical order):**

CSH Locking casters for hard floors, add \$50 per caster
 CS Locking casters for soft floors, add \$50 per caster
Nesting tables come with these locking casters

GB Non-Powered Grommet (Black), add \$40 list each
 GS Non-Powered Grommet (Silver), add \$40 list each
 Select Location Code



QR Leveling Gangers, add \$300 list per table
 TG Table Gangers, add \$200 list per table
 Select Location Code



WB Cable base with hole, add \$100 list per table

3. Finishes

Laminate Color:
 Top Edge Color:
 Base Color:

4. Quantity of Tables

NOTES:

- Nesting tables come with CS casters for soft floors

5' long tables



L X W	H	FUNCTION	BASE POSITION	BASE STYLE	# OF BASE	MODEL CODE	L3 PRICE	L11 PRICE
60	18	29	Folding	Outset	T	2 GY.TF 186029.1-2	2,310	2,570
60	18	29	Nesting		T	2 GY.TN 186029.1-2	2,870	3,140
60	18	29	Nesting	Outset	T	2 GY.TN 186029.T.1-2	2,870	3,140
60	18	29			T	2 GY.TS 186029.1-2	1,540	1,800
60	18	29		Outset	T	2 GY.TS 186029.T.1-2	1,540	1,800
60	24	29	Folding	Outset	T	2 GY.TF 246029.1-2	2,530	2,880
60	24	29	Nesting		T	2 GY.TN 246029.1-2	2,850	3,200
60	24	29	Nesting	Outset	T	2 GY.TN 246029.T.1-2	2,850	3,200
60	24	29			T	2 GY.TS 246029.1-2	1,760	2,110
60	24	29		Outset	T	2 GY.TS 246029.T.1-2	1,760	2,110
60	24	36	Nesting		T	2 GY.TN 246036.1-2	3,200	3,550
60	24	36	Nesting	Outset	T	2 GY.TN 246036.T.1-2	3,200	3,550
60	24	42			T	2 GY.TS 246042.1-2	2,110	2,460
60	24	42		Outset	T	2 GY.TS 246042.T.1-2	2,110	2,460
60	30	29	Folding	Outset	T	2 GY.TF 306029.1-2	2,770	3,210
60	30	29	Nesting		T	2 GY.TN 306029.1-2	3,090	3,530
60	30	29	Nesting	Outset	T	2 GY.TN 306029.T.1-2	3,090	3,530
60	30	29			T	2 GY.TS 306029.1-2	2,000	2,440
60	30	29		Outset	T	2 GY.TS 306029.T.1-2	2,000	2,440
60	30	42	Nesting		T	2 GY.TN 306042.1-2	3,440	3,880
60	30	42	Nesting	Outset	T	2 GY.TN 306042.T.1-2	3,440	3,880
60	30	42			T	2 GY.TS 306042.1-2	2,350	2,790
60	30	42		Outset	T	2 GY.TS 306042.T.1-2	2,350	2,790
60	36	29	Folding	Outset	T	2 GY.TF 366029.1-2	3,010	3,540
60	36	29	Nesting		T	2 GY.TN 366029.1-2	3,330	3,860
60	36	29	Nesting	Outset	T	2 GY.TN 366029.T.1-2	3,330	3,860
60	36	29			T	2 GY.TS 366029.1-2	3,330	3,860
60	36	29		Outset	T	2 GY.TS 366029.T.1-2	3,330	3,860
60	36	42	Nesting		T	2 GY.TN 366042.1-2	3,690	4,210
60	36	42	Nesting	Outset	T	2 GY.TN 366042.T.1-2	3,690	4,210
60	36	42			T	2 GY.TS 366042.1-2	3,690	4,210
60	36	42		Outset	T	2 GY.TS 366042.T.1-2	3,690	4,210
60	42	29	Folding	Outset	T2	2 GY.T2F 426029.1-2	3,830	4,440
60	42	29	Nesting		T2	2 GY.T2N 426029.1-2	5,120	5,730
60	42	29			T2	2 GY.T2S 426029.1-2	3,060	3,670
60	42	42	Nesting		T2	2 GY.T2N 426042.1-2	5,800	6,410
60	42	42			T2	2 GY.T2S 426042.1-2	3,740	4,360
60	48	29	Folding	Outset	T2	2 GY.T2F 486029.1-2	4,470	5,170
60	48	29	Nesting		T2	2 GY.T2N 486029.1-2	5,750	6,460
60	48	29			T2	2 GY.T2S 486029.1-2	3,700	4,400
60	48	42	Nesting		T2	2 GY.T2N 486042.1-2	6,440	7,140
60	48	42			T2	2 GY.T2S 486042.1-2	4,380	5,080

To Order, Specify:

1. **1** List Model Code with either L3 or L11 Edge

2. **2** Options (list in alphabetical order):

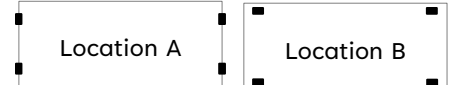
CSH Locking casters for hard floors, add \$50 per caster
 CS Locking casters for soft floors, add \$50 per caster
Nesting tables come with these locking casters

GB Non-Powered Grommet (Black), add \$40 list each
 GS Non-Powered Grommet (Silver), add \$40 list each
 Select Location Code



M1 Modesty Panel, add \$340 list each
 M2 Modesty Panel, add \$340 list each
 M3 Modesty Panel, add \$340 list each
 M4 Modesty Panel, add \$340 list each
 M5 Modesty Panel, add \$340 list each
 M6 Modesty Panel, add \$340 list each

QR Leveling Gangers, add \$300 list per table
 TG Table Gangers, add \$200 list per table
 Select Location Code



WB Cable base with hole, add \$100 list per table

3. Finishes

Laminate Color:
 Top Edge Color:
 Base Color:

4. Quantity of Tables

NOTES:

- Nesting tables come with CS casters for soft floors

6' long tables



T Base Outset



T Base Inset





Nesting

To Order, Specify:

- 1. List Model Code with either L3 or L11 Edge**
- 2. Options (list in alphabetical order):**

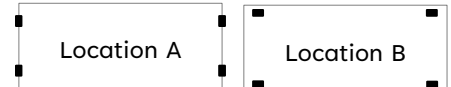
CSH Locking casters for hard floors, add \$50 per caster
 CS Locking casters for soft floors, add \$50 per caster
Nesting tables come with these locking casters

GB Non-Powered Grommet (Black), add \$40 list each
 GS Non-Powered Grommet (Silver), add \$40 list each
 Select Location Code



M1 Modesty Panel, add \$340 list each
 M2 Modesty Panel, add \$340 list each
 M3 Modesty Panel, add \$340 list each
 M4 Modesty Panel, add \$340 list each
 M5 Modesty Panel, add \$340 list each
 M6 Modesty Panel, add \$340 list each

QR Leveling Gangers, add \$300 list per table
 TG Table Gangers, add \$200 list per table
 Select Location Code



WB Cable base with hole, add \$100 list per table

3. Finishes

Laminate Color:
 Top Edge Color:
 Base Color:

4. Quantity of Tables

NOTES:

- Nesting tables come with CS casters for soft floors

L X W	H	FUNCTION	BASE POSITION	BASE STYLE	# OF BASE	MODEL CODE	L3 PRICE	L11 PRICE
72	18	29	Folding	Outset	T	2 GY.TF 187229.1-2	2,440	2,760
72	18	29	Nesting		T	2 GY.TN 187229.1-2	3,000	3,320
72	18	29	Nesting	Outset	T	2 GY.TN 187229.T.1-2	3,000	3,320
72	18	29			T	2 GY.TS 187229.1-2	1,670	1,990
72	18	29		Outset	T	2 GY.TS 187229.T.1-2	1,670	1,990
72	24	29	Folding	Outset	T	2 GY.TF 247229.1-2	2,710	3,130
72	24	29	Nesting		T	2 GY.TN 247229.1-2	3,030	3,450
72	24	29	Nesting	Outset	T	2 GY.TN 247229.T.1-2	3,030	3,450
72	24	29			T	2 GY.TS 247229.1-2	1,940	2,360
72	24	29		Outset	T	2 GY.TS 247229.T.1-2	1,940	2,360
72	24	36	Nesting		T	2 GY.TN 247236.1-2	3,380	3,800
72	24	36	Nesting	Outset	T	2 GY.TN 247236.T.1-2	3,380	3,800
72	24	42			T	2 GY.TS 247242.1-2	2,290	2,710
72	24	42		Outset	T	2 GY.TS 247242.T.1-2	2,290	2,710
72	30	29	Folding	Outset	T	2 GY.TF 307229.1-2	2,990	3,520
72	30	29	Nesting		T	2 GY.TN 307229.1-2	3,310	3,840
72	30	29	Nesting	Outset	T	2 GY.TN 307229.T.1-2	3,310	3,840
72	30	29		Outset	T	2 GY.TS 307229.1-2	2,220	2,750
72	30	29		Outset	T	2 GY.TS 307229.T.1-2	2,220	2,750
72	30	42	Nesting		T	2 GY.TN 307242.1-2	3,660	4,190
72	30	42	Nesting	Outset	T	2 GY.TN 307242.T.1-2	3,660	4,190
72	30	42			T	2 GY.TS 307242.1-2	2,570	3,100
72	30	42		Outset	T	2 GY.TS 307242.T.1-2	2,570	3,100
72	36	29	Folding	Outset	T	2 GY.TF 367229.1-2	3,280	3,910
72	36	29	Nesting		T	2 GY.TN 367229.1-2	3,600	4,230
72	36	29	Nesting	Outset	T	2 GY.TN 367229.T.1-2	3,600	4,230
72	36	29			T	2 GY.TS 367229.1-2	3,600	4,230
72	36	29		Outset	T	2 GY.TS 367229.T.1-2	3,600	4,230
72	36	42	Nesting		T	2 GY.TN 427242.1-2	3,950	4,580
72	36	42	Nesting	Outset	T	2 GY.TN 427242.T.1-2	3,950	4,580
72	36	42			T	2 GY.TS 427242.1-2	3,950	4,580
72	36	42		Outset	T	2 GY.TS 427242.T.1-2	3,950	4,580

6' long tables



L	X	W	H	FUNCTION	BASE POSITION	BASE STYLE	# OF BASE	MODEL CODE	L3 PRICE	L11 PRICE
72	42	29		Folding		T2	2	GY.T2F 427229. ①-②	4,140	4,880
72	42	29		Nesting		T2	2	GY.T2N 427229. ①-②	5,420	6,160
72	42	29				T2	2	GY.T2S 427229. ①-②	3,370	4,110
72	42	42		Nesting		T2	2	GY.T2N 427242. ①-②	6,110	6,840
72	42	42				T2	2	GY.T2S 427242. ①-②	4,050	4,790
72	48	29		Folding		T2	2	GY.T2F 487229. ①-②	4,820	5,660
72	48	29		Nesting		T2	2	GY.T2N 487229. ①-②	6,110	6,950
72	48	29				T2	2	GY.T2S 487229. ①-②	4,050	4,890
72	48	42		Nesting		T2	2	GY.T2N 487242. ①-②	6,790	7,630
72	48	42				T2	2	GY.T2S 487242. ①-②	4,730	5,570
72	60	29				T2	2	GY.T2S 607229. ①-②	4,580	5,630
72	60	42				T2	2	GY.T2S 607242. ①-②	5,260	6,310

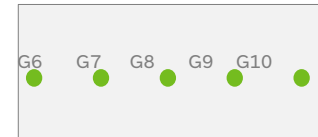

To Order, Specify:

1. **① List Model Code with either L3 or L11 Edge**

2. **② Options (list in alphabetical order):**

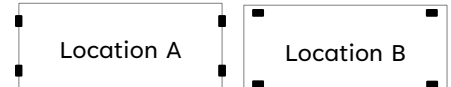
CSH Locking casters for hard floors, add \$50 per caster
 CS Locking casters for soft floors, add \$50 per caster
Nesting tables come with these locking casters

GB Non-Powered Grommet (Black), add \$40 list each
 GS Non-Powered Grommet (Silver), add \$40 list each
 Select Location Code



M1 Modesty Panel, add \$340 list each
 M2 Modesty Panel, add \$340 list each
 M3 Modesty Panel, add \$340 list each
 M4 Modesty Panel, add \$340 list each
 M5 Modesty Panel, add \$340 list each
 M6 Modesty Panel, add \$340 list each

QR Leveling Gangers, add \$300 list per table
 TG Table Gangers, add \$200 list per table
 Select Location Code



WB Cable base with hole, add \$100 list per table

3. Finishes

Laminate Color:
 Top Edge Color:
 Base Color:

4. Quantity of Tables

NOTES:

- Nesting tables come with CS casters for soft floors

7' long tables



L x W	H	FUNCTION	BASE POSITION	BASE STYLE	# OF BASE	MODEL CODE	L3 PRICE	L11 PRICE
84	18	29	Nesting	T	2	GY.TN 188429. ①-②	3,140	3,500
84	18	29	Nesting	Outset	2	GY.TN 188429.T. ①-②	3,140	3,500
84	18	29		T	2	GY.TS 188429. ①-②	1,370	1,740
84	18	29		Outset	3	GY.TS 188429.T. ①-②	2,240	2,610
84	24	29	Folding	T	2	GY.TF 248429. ①-②	2,880	3,370
84	24	29	Nesting	T	2	GY.TN 248429. ①-②	3,440	3,940
84	24	29		T	2	GY.TS 248429. ①-②	2,110	2,600
84	24	29		Outset	3	GY.TS 248429.T. ①-②	2,550	3,040
84	24	42	Nesting	T	2	GY.TN 248442. ①-②	3,800	4,290
84	24	42		T	2	GY.TS 248442. ①-②	2,460	2,960
84	24	42		Outset	3	GY.TS 248442.T. ①-②	3,080	3,570
84	30	29	Folding	T	2	GY.TF 308429. ①-②	3,210	3,830
84	30	29	Nesting	T	2	GY.TN 308429. ①-②	3,770	4,390
84	30	29		T	2	GY.TS 308429. ①-②	2,440	3,060
84	30	29		Outset	3	GY.TS 308429.T. ①-②	2,890	3,510
84	30	42	Nesting	T	2	GY.TN 308442. ①-②	4,130	4,740
84	30	42		T	2	GY.TS 308442. ①-②	2,790	3,410
84	30	42		Outset	3	GY.TS 308442.T. ①-②	3,420	4,040
84	36	29	Folding	T2	2	GY.T2F 368429. ①-②	4,910	5,650
84	36	29	Nesting	T2	2	GY.T2N 368429. ①-②	5,420	6,160
84	36	29		T	2	GY.TS 368429. ①-②	2,770	3,510
84	36	29		Outset	3	GY.TS 368429.T. ①-②	3,230	3,970
84	36	42		T2	2	GY.T2S 368442. ①-②	4,050	4,790
84	36	42		Outset	3	GY.T2S 368442.T. ①-②	4,050	4,790
84	42	29	Folding	T2	2	GY.T2F 428429. ①-②	5,210	6,080
84	42	29	Nesting	T2	2	GY.T2N 428429. ①-②	5,730	6,590
84	42	29		T2	2	GY.T2S 428429. ①-②	3,670	4,540
84	42	42		T2	2	GY.T2S 428442. ①-②	4,360	5,220
84	48	29	Folding	T2	2	GY.T2F 488429. ①-②	5,940	6,930
84	48	29	Nesting	T2	2	GY.T2N 488429. ①-②	6,460	7,440
84	48	29		T2	2	GY.T2S 488429. ①-②	4,400	5,390
84	48	42		T2	2	GY.T2S 488442. ①-②	5,080	6,070
84	60	29		T2	2	GY.T2S 608429. ①-②	5,020	6,250
84	60	42		T2	2	GY.T2S 608442. ①-②	5,700	6,930

To Order, Specify:

- ① List Model Code with either L3 or L11 Edge
- ② Options (list in alphabetical order):

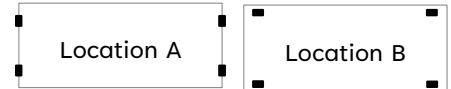
CSH Locking casters for hard floors, add \$50 per caster
 CS Locking casters for soft floors, add \$50 per caster
Nesting tables come with these locking casters

T2 Nesting tables come with 3" locking casters

GB Non-Powered Grommet (Black), add \$40 list each
 GS Non-Powered Grommet (Silver), add \$40 list each
 Select Location Code



QR Leveling Gangers, add \$300 list per table
 TG Table Gangers, add \$200 list per table
 Select Location Code



WB Cable base with hole, add \$100 list per table

WMC2.3B Black Snap on vertical wire manager for T2 bases and nesting bases, add \$100 list
 WMC2.3S Silver Snap on vertical wire manager for T2 bases and nesting bases, add \$100 list
 WMC2.3W White Snap on vertical wire manager for T2 bases and nesting bases, add \$100 list

WT Steel Horizontal Wire Trough, add \$500 each

3. Finishes

Laminate Color:
 Top Edge Color:
 Base Color:

4. Quantity of Tables

NOTES:

- Nesting tables come with CS casters for soft floors
- T2 Nesting tables come with 3" locking casters

7' long tables



L x W	H	FUNCTION	BASE POSITION	BASE STYLE	# OF BASE	MODEL CODE	L3 PRICE	L11 PRICE
96	18	29		T	3	GY.TS 189629. ①-②	2,380	2,800
96	18	29	Outset	T	3	GY.TS 189629.T. ①-②	2,380	2,800
96	24	29	Folding	T	2	GY.TF 249629. ①-②	3,060	3,620
96	24	29	Nesting	T	2	GY.TN 249629. ①-②	3,620	4,180
96	24	29		T	2	GY.TS 249629. ①-②	2,290	2,850
96	24	29	Outset	T	3	GY.TS 249629.T. ①-②	2,730	3,290
96	24	42	Nesting	T	2	GY.TN 249642. ①-②	3,970	4,530
96	24	42		T	3	GY.TS 249642. ①-②	3,260	3,820
96	24	42	Outset	T	3	GY.TS 249642.T. ①-②	3,260	3,820
96	30	29	Folding	T	2	GY.TF 309629. ①-②	3,430	4,140
96	30	29	Nesting	T	2	GY.TN 309629. ①-②	3,990	4,700
96	30	29		T	2	GY.TS 309629. ①-②	2,660	3,370
96	30	29	Outset	T	3	GY.TS 309629.T. ①-②	3,110	3,820
96	30	42	Nesting	T	2	GY.TN 309636. ①-②	4,350	5,050
96	30	42		T	3	GY.TS 309642. ①-②	3,640	4,350
96	30	42	Outset	T	3	GY.TS 309642.T. ①-②	3,640	4,350
96	36	29	Folding	T2	2	GY.T2F 369629. ①-②	5,170	6,010
96	36	29	Nesting	T2	2	GY.T2N 369629. ①-②	5,690	6,530
96	36	29		T	2	GY.TS 369629. ①-②	3,040	3,880
96	36	29	Outset	T	3	GY.TS 369629.T. ①-②	3,500	4,340
96	36	42		T2	3	GY.T2S 369642. ①-②	5,410	6,260
96	36	42	Outset	T2	3	GY.T2S 369642.T. ①-②	5,410	6,260
96	42	29	Folding	T2	2	GY.T2F 429629. ①-②	5,520	6,510
96	42	29	Nesting	T2	2	GY.T2N 429629. ①-②	6,040	7,020
96	42	29		T2	2	GY.T2S 429629. ①-②	3,980	4,970
96	42	42		T2	3	GY.T2S 429642. ①-②	5,760	6,750
96	48	29	Folding	T2	2	GY.T2F 489629. ①-②	6,290	7,420
96	48	29	Nesting	T2	2	GY.T2N 489629. ①-②	6,810	7,940
96	48	29		T2	2	GY.T2S 489629. ①-②	4,750	5,880
96	48	42		T2	2	GY.T2S 489642. ①-②	5,430	6,560
96	60	29		T2	2	GY.T2S 609629. ①-②	5,460	6,860
96	60	42		T2	2	GY.T2S 609642. ①-②	6,140	7,550

To Order, Specify:

- ① List Model Code with either L3 or L11 Edge
- ② Options (list in alphabetical order):

CSH Locking casters for hard floors, add \$50 per caster
 CS Locking casters for soft floors, add \$50 per caster
T2 Nesting tables come with 3" locking casters

QR Leveling Gangers, add \$300 list per table
 TG Table Gangers, add \$200 list per table
 Select Location Code



WMC2.3B Black Snap on vertical wire manager for T2 bases and nesting bases, add \$100 list

WMC2.3S Silver Snap on vertical wire manager for T2 bases and nesting bases, add \$100 list

WMC2.3W White Snap on vertical wire manager for T2 bases and nesting bases, add \$100 list

WT Steel Horizontal Wire Trough, add \$500 each

3. Finishes

Laminate Color:
 Top Edge Color:
 Base Color:

4. Quantity of Tables

NOTES:

- T2 Nesting tables come with 3" locking casters

9' long tables



L x W	H	FUNCTION	BASE POSITION	BASE STYLE	# OF BASE	MODEL CODE	L3 PRICE	L11 PRICE
108 18 29				T	3	GY.TS 1810829. ①-②	2,510	2,980
108 18 29		Outset		T	3	GY.TS 1810829.T. ①-②	2,510	2,980
108 24 29				T	3	GY.TS 2410829. ①-②	2,900	3,540
108 24 29		Outset		T	3	GY.TS 2410829.T. ①-②	2,900	3,540
108 24 42				T	3	GY.TS 2410842. ①-②	3,430	4,070
108 24 42		Outset		T	3	GY.TS 2410842.T. ①-②	3,430	4,070
108 30 29				T	3	GY.TS 3010829. ①-②	3,330	4,130
108 30 29		Outset		T	3	GY.TS 3010829.T. ①-②	3,330	4,130
108 30 42				T	3	GY.TS 3010842. ①-②	3,860	4,650
108 30 42		Outset		T	3	GY.TS 3010842.T. ①-②	3,860	4,650
108 36 29		Nesting		T2	2	GY.T2N 3610829. ①-②	5,950	6,900
108 36 29				T	3	GY.TS 3610829. ①-②	3,760	4,710
108 36 29		Outset		T	3	GY.TS 3610829.T. ①-②	3,760	4,710
108 36 42				T2	3	GY.T2S 3610842. ①-②	5,680	6,630
108 36 42		Outset		T2	3	GY.T2S 3610842.T. ①-②	5,680	6,630
108 42 29		Nesting		T2	2	GY.T2N 4210829. ①-②	6,350	7,460
108 42 29				T2	3	GY.T2S 4210829. ①-②	5,050	6,160
108 42 42				T2	3	GY.T2S 4210842. ①-②	6,070	7,180
108 48 29		Nesting		T2	2	GY.T2N 4810829. ①-②	7,160	8,430
120 18 29				T	3	GY.TS 1812029. ①-②	2,640	3,170
120 18 29		Outset		T	4	GY.TS 1812029.T. ①-②	3,080	3,610
120 24 29				T	3	GY.TS 2412029. ①-②	3,080	3,780
120 24 29		Outset		T	4	GY.TS 2412029.T. ①-②	3,520	4,220
120 24 42				T	3	GY.TS 2412042. ①-②	3,080	3,780
120 24 42		Outset		T	4	GY.TS 2412042.T. ①-②	3,520	4,220
120 30 29				T	3	GY.TS 3012029. ①-②	3,520	4,400
120 30 29		Outset		T	4	GY.TS 3012029.T. ①-②	3,960	4,840
120 36 29				T	3	GY.TS 3612029. ①-②	4,030	5,080
120 36 29		Outset		T	4	GY.TS 3612029.T. ①-②	4,490	5,540
120 42 29				T2	3	GY.T2S 4212029. ①-②	5,360	6,590
120 48 29				T2	3	GY.T2S 4812029. ①-②	6,420	7,830
120 60 29				T2	3	GY.T2S 6012029. ①-②	7,300	9,060

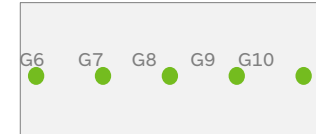

To Order, Specify:

- ① List Model Code with either L3 or L11 Edge
- ② Options (list in alphabetical order):

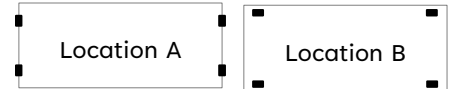
CSH Locking casters for hard floors, add \$50 per caster
 CS Locking casters for soft floors, add \$50 per caster

T2 Nesting tables come with 3" locking casters

GB Non-Powered Grommet (Black), add \$40 list each
 GS Non-Powered Grommet (Silver), add \$40 list each
 Select Location Code



QR Leveling Gangers, add \$300 list per table
 TG Table Gangers, add \$200 list per table
 Select Location Code



WB Cable base with hole, add \$100 list per table

WMC2.3B Black Snap on vertical wire manager for T2 bases and nesting bases, add \$100 list

WMC2.3S Silver Snap on vertical wire manager for T2 bases and nesting bases, add \$100 list

WMC2.3W White Snap on vertical wire manager for T2 bases and nesting bases, add \$100 list

WT Steel Horizontal Wire Trough, add \$500 each

3. Finishes

Laminate Color:
 Top Edge Color:
 Base Color:

4. Quantity of Tables

NOTES:

- T2 Nesting tables come with 3" locking casters

11' and 12' long tables



L x W	H	FUNCTION	BASE POSITION	BASE STYLE	# OF BASE	MODEL CODE	L3 PRICE	L11 PRICE
132 18 29				T	3	GY.TS 1813229. ①-②	2,770	3,350
132 18 29		Outset		T	4	GY.TS 1813229.T. ①-②	3,210	3,790
132 24 29				T	3	GY.TS 2413229. ①-②	3,260	4,030
132 24 29		Outset		T	4	GY.TS 2413229.T. ①-②	3,700	4,470
132 30 29				T	3	GY.TS 3013229. ①-②	3,770	4,740
132 30 29		Outset		T	4	GY.TS 3013229.T. ①-②	4,220	5,190
132 36 29				T	3	GY.TS 3613229. ①-②	4,290	5,450
132 42 29				T2	3	GY.T2S 4213229. ①-②	5,670	7,020
132 48 29				T2	3	GY.T2S 4813229. ①-②	6,780	8,320
132 60 29				T2	4	GY.T2S 6013229. ①-②	8,710	10,650
144 18 29				T	4	GY.TS 1814429. ①-②	3,340	3,980
144 18 29		Outset		T	4	GY.TS 1814429.T. ①-②	3,340	3,980
144 24 29				T	4	GY.TS 2414429. ①-②	3,870	4,720
144 24 29		Outset		T	4	GY.TS 2414429.T. ①-②	3,870	4,720
144 30 29				T	4	GY.TS 3014429. ①-②	4,440	5,500
144 30 29		Outset		T	4	GY.TS 3014429.T. ①-②	4,440	5,500
144 36 29				T	4	GY.TS 3614429. ①-②	5,020	6,280
144 42 29				T2	4	GY.T2S 4214429. ①-②	6,730	8,210
144 48 29				T2	4	GY.T2S 4814429. ①-②	8,100	9,790
144 60 29				T2	4	GY.T2S 6014429. ①-②	9,150	11,260
168 18 29				T	4	GY.TS 1816829. ①-②	3,610	4,350
168 18 29		Outset		T	4	GY.TS 1816829.T. ①-②	3,610	4,350
168 24 29				T	4	GY.TS 2416829. ①-②	4,220	5,210
168 24 29		Outset		T	4	GY.TS 2416829.T. ①-②	4,220	5,210
168 30 29				T	4	GY.TS 3016829. ①-②	4,880	6,120
168 30 29		Outset		T	4	GY.TS 3016829.T. ①-②	4,880	6,120
168 36 29				T	4	GY.TS 3616829. ①-②	5,540	7,020
168 42 29				T2	4	GY.T2S 4216829. ①-②	7,350	9,070
168 48 29				T2	4	GY.T2S 4816829. ①-②	8,800	10,770
168 60 29				T2	4	GY.T2S 6016829. ①-②	10,030	12,500
192 18 29				T	4	GY.TS 1819229. ①-②	3,870	4,720
192 18 29		Outset		T	5	GY.TS 1819229.T. ①-②	4,310	5,160
192 24 29				T	4	GY.TS 2419229. ①-②	4,580	5,700
192 24 29		Outset		T	5	GY.TS 2419229.T. ①-②	5,020	6,140
192 30 29				T	4	GY.TS 3019229. ①-②	5,320	6,730
192 30 29		Outset		T	5	GY.TS 3019229.T. ①-②	5,780	7,180
192 36 29				T	4	GY.TS 3619229. ①-②	6,070	7,760
192 42 29				T2	4	GY.T2S 4219229. ①-②	7,960	9,940
192 48 29				T2	4	GY.T2S 4819229. ①-②	9,500	11,760

To Order, Specify:

- ① List Model Code with either L3 or L11 Edge
- ② Options (list in alphabetical order):

GB Non-Powered Grommet (Black), add \$40 list each
 GS Non-Powered Grommet (Silver), add \$40 list each
 Select Location Code



WB Cable base with hole, add \$100 list per table

WMC2.3B Black Snap on vertical wire manager for T2 bases and nesting bases, add \$100 list

WMC2.3S Silver Snap on vertical wire manager for T2 bases and nesting bases, add \$100 list

WMC2.3W White Snap on vertical wire manager for T2 bases and nesting bases, add \$100 list

WT Steel Horizontal Wire Trough, add \$500 each

3. Finishes

Laminate Color:
 Top Edge Color:
 Base Color:

4. Quantity of Tables

NOTES:

- 121"+ long tables are two-piece Tabletops
- Two-piece Tabletops are not grain matched due to limitations of materials

Square tables



L x W	H	FUNCTION	BASE STYLE	MODEL CODE		L3 PRICE	L11 PRICE
18	18		X 1	GY.XS 181829	SQ. ①-②	1,200	1,280
18	18		X 1	GY.XS 181836	SQ. ①-②	1,380	1,450
18	18		X 1	GY.XS 181842	SQ. ①-②	1,380	1,450
18	18	Nesting	X 1	GY.XN 181829	SQ. ①-②	1,770	1,850
18	18	Nesting	X 1	GY.XN 181836	SQ. ①-②	1,950	2,030
18	18	Nesting	X 1	GY.XN 181842	SQ. ①-②	1,950	2,030
24	24		X 1	GY.XS 242429	SQ. ①-②	1,360	1,500
24	24		X 1	GY.XS 242436	SQ. ①-②	1,540	1,680
24	24		X 1	GY.XS 242429	SQ. ①-②	1,540	1,680
24	24	Nesting	X 1	GY.XN 242429	SQ. ①-②	1,940	2,080
24	24	Nesting	X 1	GY.XN 242436	SQ. ①-②	2,110	2,250
24	24	Nesting	X 1	GY.XN 242442	SQ. ①-②	2,110	2,250
30	30		X 1	GY.XS 303029	SQ. ①-②	1,560	1,780
30	30		X 1	GY.XS 303036	SQ. ①-②	1,740	1,960
30	30		X 1	GY.XS 303042	SQ. ①-②	1,740	1,960
30	30	Nesting	X 1	GY.XN 303029	SQ. ①-②	2,130	2,350
30	30	Nesting	X 1	GY.XN 303036	SQ. ①-②	2,310	2,530
30	30	Nesting	X 1	GY.XN 303042	SQ. ①-②	2,310	2,530
36	36		X 1	GY.XS 363629	SQ. ①-②	1,800	2,120
36	36		X 1	GY.XS 363636	SQ. ①-②	1,980	2,300
36	36		X 1	GY.XS 363642	SQ. ①-②	1,980	2,300
36	36	Nesting	X 1	GY.XN 363629	SQ. ①-②	2,380	2,690
36	36	Nesting	X 1	GY.XN 363636	SQ. ①-②	2,550	2,870
36	36	Nesting	X 1	GY.XN 363642	SQ. ①-②	2,550	2,870
42	42		X 1	GY.XS 424229	SQ. ①-②	2,190	2,620
42	42		X 1	GY.XS 424236	SQ. ①-②	2,370	2,800
42	42		X 1	GY.XS 424242	SQ. ①-②	2,370	2,800
42	42	Nesting	T22	GY.T2N 424229	SQ. ①-②	4,650	5,080
48	48		X 1	GY.XS 484829	SQ. ①-②	2,520	3,080
48	48		X 1	GY.XS 484836	SQ. ①-②	2,700	3,260
48	48		X 1	GY.XS 484842	SQ. ①-②	2,700	3,260
48	48	Nesting	T22	GY.T2N 484829	SQ. ①-②	5,400	5,960
54	54		T22	GY.T2S 545429	SQ. ①-②	3,720	4,430
54	54	Nesting	T22	GY.T2N 545429	SQ. ①-②	5,780	6,490
60	60		T22	GY.T2S 606029	SQ. ①-②	4,140	5,020

To Order, Specify:

1. ① List Model Code with either L3 or L11 Edge

2. ② Options (list in alphabetical order):

CSH Locking casters for hard floors, add \$50 per caster
 CS Locking casters for soft floors, add \$50 per caster
Nesting tables come with these locking casters

GB Non-Powered Grommet (Black), add \$40 list each
 GS Non-Powered Grommet (Silver), add \$40 list each

QR Leveling Gangers, add \$300 list per table
 TG Table Gangers, add \$200 list per table

WB Cable base with hole, add \$100 list per table

3. Finishes

Laminate Color:
 Top Edge Color:
 Base Color:

4. Quantity of Tables

NOTES:

- X Nesting tables come with CS casters for soft floors

Round tables



X Base

X Nesting

L X W	H	FUNCTION	BASE STYLE	MODEL CODE		L3 PRICE	L11 PRICE
18	29		X 1	GY.XS 1829 RD.	①-②	1,200	1,280
18	36		X 1	GY.XS 1836 RD.	①-②	1,380	1,450
18	42		X 1	GY.XS 1842 RD.	①-②	1,380	1,450
18	29	Nesting	X 1	GY.XN 1829 RD.	①-②	1,770	1,850
18	36	Nesting	X 1	GY.XN 1836 RD.	①-②	1,950	2,030
18	42	Nesting	X 1	GY.XN 1842 RD.	①-②	1,950	2,030
24	29		X 1	GY.XS 2429 RD.	①-②	1,360	1,500
24	36		X 1	GY.XS 2436 RD.	①-②	1,540	1,680
24	42		X 1	GY.XS 2442 RD.	①-②	1,540	1,680
24	29	Nesting	X 1	GY.XN 2429 RD.	①-②	1,940	2,080
24	36	Nesting	X 1	GY.XN 2436 RD.	①-②	2,110	2,250
24	42	Nesting	X 1	GY.XN 2442 RD.	①-②	2,110	2,250
30	29		X 1	GY.XS 3029 RD.	①-②	1,560	1,780
30	36		X 1	GY.XS 3036 RD.	①-②	1,740	1,960
30	42		X 1	GY.XS 3042 RD.	①-②	1,740	1,960
30	29	Nesting	X 1	GY.XN 3029 RD.	①-②	2,130	2,350
30	36	Nesting	X 1	GY.XN 3036 RD.	①-②	2,310	2,530
30	42	Nesting	X 1	GY.XN 3042 RD.	①-②	2,310	2,530
36	29		X 1	GY.XS 3629 RD.	①-②	1,800	2,120
36	36		X 1	GY.XS 3636 RD.	①-②	1,980	2,300
36	42		X 1	GY.XS 3642 RD.	①-②	1,980	2,300
36	29	Nesting	X 1	GY.XN 3629 RD.	①-②	2,380	2,690
36	36	Nesting	X 1	GY.XN 3636 RD.	①-②	2,550	2,870
36	42	Nesting	X 1	GY.XN 3642 RD.	①-②	2,550	2,870
42	29		X 1	GY.XS 4229 RD.	①-②	2,190	2,620
42	36		X 1	GY.XS 4236 RD.	①-②	2,370	2,800
42	42		X 1	GY.XS 4242 RD.	①-②	2,370	2,800
42	29	Nesting	X 1	GY.XN 4229 RD.	①-②	2,760	3,190
42	36	Nesting	X 1	GY.XN 4236 RD.	①-②	2,940	3,370
42	42	Nesting	X 1	GY.XN 4242 RD.	①-②	2,940	3,370

To Order, Specify:

1. **①** List Model Code with either L3 or L11 Edge

2. **②** Options (list in alphabetical order):

- CSH Locking casters for hard floors, add \$50 per caster
- CS Locking casters for soft floors, add \$50 per caster
Nesting tables come with these locking casters
- GB Non-Powered Grommet (Black), add \$40 list each
- GS Non-Powered Grommet (Silver), add \$40 list each
- WB Cable base with hole, add \$100 list per table
- WPP Power box pass through for X bases, add \$900 list

3. Finishes

- Laminate Color:
- Top Edge Color:
- Base Color:

4. Quantity of Tables

NOTES:

- X Nesting tables come with CS casters for soft floors

Round tables



T2S Table



T2N Nesting Table



T2F Folding Table

DxH	BASE FUNCTION	BASE STYLE	MODEL CODE	RD.	L3 PRICE	L11 PRICE
48 29		T2	GY.T2S 4829	RD. ① - ②	3,340	3,910
48 29	Nesting	T2	GY.T2N 4829	RD. ① - ②	5,400	5,960
48 29	Non-Stacking Folding	T2	GY.T2F 4829	RD. ① - ②	4,880	5,450
54 29		T2	GY.T2S 5429	RD. ① - ②	3,720	4,430
54 29	Nesting	T2	GY.T2N 5429	RD. ① - ②	5,780	6,490
54 29	Non-Stacking Folding	T2	GY.T2F 5429	RD. ① - ②	5,260	5,970
60 29		T2	GY.T2S 6029	RD. ① - ②	4,140	5,020
60 29	Nesting	T2	GY.T2N 6029	RD. ① - ②	6,190	7,070
60 29	Non-Stacking Folding	T2	GY.T2F 6029	RD. ① - ②	5,680	6,560



DxH	BASE FUNCTION	BASE STYLE	MODEL CODE	RD.	L3 PRICE	L11 PRICE
72 29	Split in Half Nesting	T2	GY.T2N 7229	RD. ① - ②	3,170	4,440
72 29	Non-Stacking Folding	T2	GY.T2F 7229	RD. ① - ②	6,640	7,910
84 29	Split in Half Nesting	T2	GY.T2N 8429	RD. ① - ②	4,310	6,040

To Order, Specify:

- ① List Model Code with either L3 or L11 Edge**
- ② Options (list in alphabetical order):**
 - CSH Locking casters for hard floors, add \$50 per caster
 - CS Locking casters for soft floors, add \$50 per caster
T2 Nesting tables come with 3" locking casters
 - WMC2.3B Black Snap on vertical wire manager for T2 bases and nesting bases, add \$100 list
 - WMC2.3S Silver Snap on vertical wire manager for T2 bases and nesting bases, add \$100 list
 - WMC2.3W White Snap on vertical wire manager for T2 bases and nesting bases, add \$100 list
- 3. Finishes**
 - Laminate Color:
 - Top Edge Color:
 - Base Color:
- 4. Quantity of Tables**

NOTES:

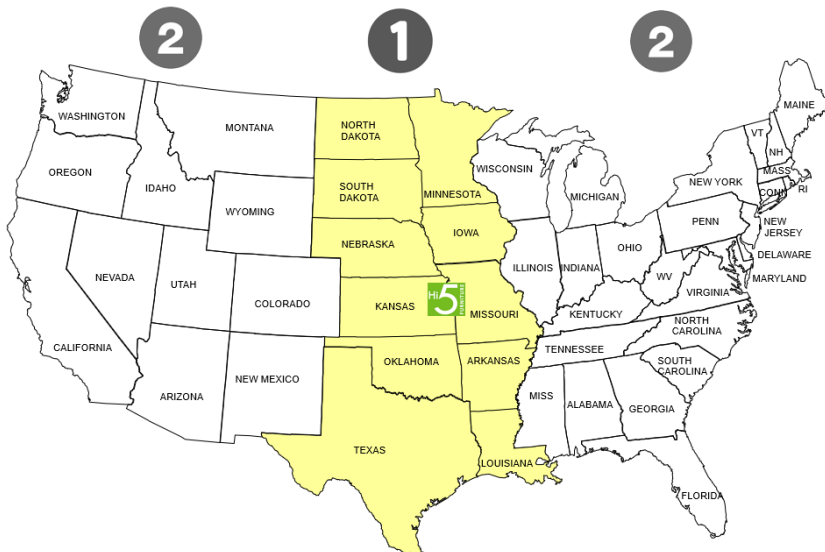
- 72 Nesting tables come with 3" locking casters
- Folding Carts sold separately
- 72"+ long tables are two-piece Tabletops
- Two-piece Tabletops are not grain matched due to limitations of materials

ISLAND PRICE BOOK

Effective 03/01/2023



Freight Program



Yellow - Zone 1 Prepaid Freight on orders over \$3000 NET
Orders under \$3000 NET - Add \$300 NET to order

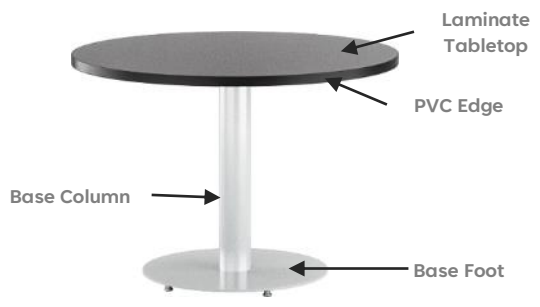
White - Zone 2 Prepaid Freight on orders over \$6000 NET
Orders under \$6000 NET - Add \$600 NET to order

Statement of Line



Email PO to Sales@Hi5Furniture.com

STEP 1	List Model Code of Table	IR 364829 RE.L3- 2	LIST PRICE \$2,200
STEP 2	List Options (in alphabetical order)	PP3.B-72-PdL (Black Pearl Power) WPP (Power box pass through)	\$300 \$900
MODEL CODE WITH OPTIONS: IR 364829 RE.L3- PP3.B-72-PdL-WPP			\$3,400 LIST PRICE PER TABLE
STEP 3	List Finishes Top Laminate Name & Number Top Edge Color Metal Color	WA Designer White D354-60 Designer White Black [BK]	
STEP 4	List the Quantity of Tables	Qty. 10	x 10 \$34,000 Total List Price



Rectangle Tables



IR Model

ID Model

IQ Model

POLISHED CHROME

L X W	HEIGHT	# OF BASES	MODEL CODE		L3 PRICE	L11 PRICE	UPCHARGE SUFFIX-CR
30 24 36		1	IQ 243036 RE.	①-②	1,685	2,470	
30 24 42		1	ID 243042 RE.	①-②	1,740	2,530	480
30 24 42		1	IQ 243042 RE.	①-②	1,875	2,690	
36 24 29		1	ID 243629 RE.	①-②	1,465	2,210	480
36 24 29		1	IQ 243629 RE.	①-②	1,580	2,350	
36 24 36		1	ID 243636 RE.	①-②	1,610	2,390	480
36 24 36		1	IQ 243636 RE.	①-②	1,725	2,530	
36 24 42		1	ID 243642 RE.	①-②	1,780	2,590	480
36 24 42		1	IQ 243642 RE.	①-②	1,915	2,750	
36 30 29		1	ID 303629 RE.	①-②	1,525	2,300	480
36 30 29		1	IQ 303629 RE.	①-②	1,640	2,440	
36 30 36		1	ID 303636 RE.	①-②	1,670	2,470	480
36 30 36		1	IQ 303636 RE.	①-②	1,785	2,610	
36 30 42		1	ID 303642 RE.	①-②	1,840	2,680	480
36 30 42		1	IQ 303642 RE.	①-②	1,975	2,840	
42 24 29		1	ID 244229 RE.	①-②	1,705	2,540	480
42 24 29		1	IR 244229 RE.	①-②	2,040	2,950	
42 24 36		1	ID 244236 RE.	①-②	1,850	2,710	480
42 24 36		1	IR 244236 RE.	①-②	2,185	3,130	
42 24 42		1	ID 244242 RE.	①-②	2,760	3,800	960
42 24 42		1	IR 244242 RE.	①-②	2,235	3,085	
42 30 29		1	ID 304229 RE.	①-②	1,775	2,650	480
42 30 29		1	IR 304229 RE.	①-②	2,120	3,060	
42 30 36		1	ID 304236 RE.	①-②	1,920	2,820	480
42 30 36		1	IR 304236 RE.	①-②	2,265	3,230	
42 30 42		1	ID 304242 RE.	①-②	2,830	3,910	960
42 30 42		1	IQ 304302 RE.	①-②	2,315	3,175	
42 36 29		1	ID 364229 RE.	①-②	1,970	2,920	480
42 36 29		1	IR 364229 RE.	①-②	2,180	3,170	
42 36 36		1	ID 364236 RE.	①-②	2,115	3,090	480
42 36 36		1	IR 364236 RE.	①-②	2,325	3,340	
42 36 42		1	ID 364242 RE.	①-②	2,230	3,230	960
42 36 42		1	IR 364242 RE.	①-②	2,385	3,410	

To Order, Specify:

- ① List Model Code with either L3 or L11 Edge
- ② Options (list in alphabetical order):

GB Non-Powered Grommet (Black), add \$40 list each
 GS Non-Powered Grommet (Silver), add \$40 list each



HOOK Bag Hook, add \$20 list per hook

WPP Power box pass through, add \$900 list

3. Finishes

Laminate Color:
 Top Edge Color:
 Base Color:

4. Quantity of Tables

NOTE:

Island bases are solid steel and include levelers.

Rectangle Tables



IR Model



ID Model



IQ Model

POLISHED CHROME

L X W	HEIGHT	# OF BASES	MODEL CODE		L3 PRICE	L11 PRICE	UPCHARGE SUFFIX-CR
48	24	29	1	IR 244829 RE. ①-②	2,050	2,960	
48	24	29	2	ID 244829 RE. ①-②	2,470	3,470	960
48	24	36	2	ID 244836 RE. ①-②	2,760	3,820	960
48	24	36	1	IQ 244836 RE. ①-②	2,990	4,090	
48	24	42	2	ID 244842 RE. ①-②	2,760	3,820	960
48	24	42	1	IR 244842 RE. ①-②	2,186	2,995	
48	30	29	2	ID 304829 RE. ①-②	2,550	3,590	960
48	30	29	1	IR 304829 RE. ①-②	2,130	2,920	
48	30	36	2	ID 304836 RE. ①-②	2,840	3,940	960
48	30	36	1	IR 304836 RE. ①-②	2,275	4,210	
48	30	42	2	ID 304842 RE. ①-②	2,840	3,115	960
48	30	42	1	IR 304842 RE. ①-②	2,335	3,200	
48	36	29	1	ID 364829 RE. ①-②	2,105	3,080	960
48	36	29	1	IR 364829 RE. ①-②	2,200	3,190	
48	36	36	1	ID 364836 RE. ①-②	2,250	3,250	960
48	36	36	1	IR 364836 RE. ①-②	2,345	3,370	
48	36	42	1	ID 364842 RE. ①-②	2,690	3,780	960
48	36	42	1	IR 364842 RE. ①-②	2,405	3,295	
48	42	29	1	ID 424829 RE. ①-②	2,225	3,270	480
48	42	29	1	IR 424829 RE. ①-②	2,620	3,800	
48	42	36	1	ID 424836 RE. ①-②	2,370	3,440	480
48	42	36	1	IR 424836 RE. ①-②	2,765	3,980	
48	42	42	1	ID 424842 RE. ①-②	2,810	3,970	720
48	42	42	1	IR 424842 RE. ①-②	2,765	3,785	

To Order, Specify:

- ① List Model Code with either L3 or L11 Edge
- ② Options (list in alphabetical order):

GB Non-Powered Grommet (Black), add \$40 list each
 GS Non-Powered Grommet (Silver), add \$40 list each



HOOK Bag Hook, add \$20 list per hook

WPP Power box pass through, add \$900 list

3. Finishes

Laminate Color:
 Top Edge Color:
 Base Color:

4. Quantity of Tables

NOTE:

Island bases are solid steel and include levelers.

Rectangle Tables



IR Model



ID Model



IQ Model

POLISHED CHROME

L X W	HEIGHT	# OF BASES	MODEL CODE		L3 PRICE	L11 PRICE	UPCHARGE SUFFIX-CR
60	24	29	2	ID 246029 RE. ①-②	2,550	3,600	960
60	24	29	2	IQ 246029 RE. ①-②	2,780	3,880	
60	24	36	2	ID 246036 RE. ①-②	2,840	3,950	960
60	24	36	2	IQ 246036 RE. ①-②	3,070	4,220	
60	24	42	2	ID 246042 RE. ①-②	2,840	3,950	960
60	24	42	2	IQ 246042 RE. ①-②	3,070	4,220	
60	30	29	2	ID 306029 RE. ①-②	2,630	3,740	960
60	30	29	2	IQ 306029 RE. ①-②	2,860	4,020	
60	30	36	2	ID 306036 RE. ①-②	2,920	4,090	960
60	30	36	2	IQ 306036 RE. ①-②	3,150	4,370	
60	30	42	2	ID 306042 RE. ①-②	2,920	4,090	960
60	30	42	2	IQ 306042 RE. ①-②	3,150	4,370	
60	36	29	2	ID 366029 RE. ①-②	2,720	3,880	960
60	36	29	2	IQ 366029 RE. ①-②	3,330	4,610	
60	36	36	2	ID 366036 RE. ①-②	3,010	4,220	960
60	36	36	2	IQ 366036 RE. ①-②	3,620	4,960	
60	36	42	2	ID 366042 RE. ①-②	3,010	4,220	960
60	36	42	2	IQ 366042 RE. ①-②	3,620	4,960	
60	42	29	2	ID 426029 RE. ①-②	3,330	4,670	960
60	42	29	2	IQ 426029 RE. ①-②	3,600	4,990	
60	42	36	2	ID 426036 RE. ①-②	3,620	5,020	960
60	42	36	2	IQ 426036 RE. ①-②	3,890	5,340	
60	42	42	2	ID 426042 RE. ①-②	3,620	5,020	960
60	42	42	2	IQ 426042 RE. ①-②	4,340	5,880	

To Order, Specify:

- ① List Model Code with either L3 or L11 Edge
- ② Options (list in alphabetical order):

GB Non-Powered Grommet (Black), add \$40 list each
 GS Non-Powered Grommet (Silver), add \$40 list each



HOOK Bag Hook, add \$20 list per hook

WPP Power box pass through, add \$900 list

3. Finishes

Laminate Color:
 Top Edge Color:
 Base Color:

4. Quantity of Tables

NOTE:

Island bases are solid steel and include levelers.

Rectangle Tables



ID Model



IQ Model

POLISHED CHROME

L X W	HEIGHT	# OF BASES	MODEL CODE		L3 PRICE	L11 PRICE	UPCHARGE SUFFIX-CR
72	24	29	2	ID 247229 RE. ①-②	2,630	3,730	960
72	24	29	2	IQ 247229 RE. ①-②	2,860	4,010	
72	24	36	2	ID 247236 RE. ①-②	2,920	4,080	960
72	24	36	2	IQ 247236 RE. ①-②	3,150	4,360	
72	24	42	2	ID 247242 RE. ①-②	2,920	4,080	960
72	24	42	2	IQ 247242 RE. ①-②	3,150	4,360	
72	30	29	2	ID 307229 RE. ①-②	2,730	3,890	960
72	30	29	2	IQ 307229 RE. ①-②	2,960	4,160	
72	30	36	2	ID 307236 RE. ①-②	3,020	4,240	960
72	30	36	2	IQ 307236 RE. ①-②	3,250	4,510	
72	30	42	2	ID 307242 RE. ①-②	3,020	4,240	960
72	30	42	2	IQ 307242 RE. ①-②	3,250	4,510	
72	36	29	2	ID 367229 RE. ①-②	2,940	4,190	960
72	36	29	2	IQ 367229 RE. ①-②	3,550	4,920	
72	36	36	2	ID 367236 RE. ①-②	3,230	4,540	960
72	36	36	2	IQ 367236 RE. ①-②	3,840	5,270	
72	36	42	2	ID 367242 RE. ①-②	3,230	4,540	960
72	36	42	2	IQ 367242 RE. ①-②	3,840	5,270	
72	42	29	2	ID 427229 RE. ①-②	3,460	5,600	960
72	42	29	2	IQ 427229 RE. ①-②	3,730	5,930	
72	42	36	2	ID 427236 RE. ①-②	3,750	5,950	960
72	42	36	2	IQ 427236 RE. ①-②	4,020	6,280	
72	42	42	2	ID 427242 RE. ①-②	3,750	5,950	960
72	42	42	2	IQ 427242 RE. ①-②	4,470	6,820	

To Order, Specify:

- ① List Model Code with either L3 or L11 Edge
- ② Options (list in alphabetical order):

GB Non-Powered Grommet (Black), add \$40 list each
 GS Non-Powered Grommet (Silver), add \$40 list each



HOOK Bag Hook, add \$20 list per hook

WPP Power box pass through, add \$900 list

3. Finishes

Laminate Color:
 Top Edge Color:
 Base Color:

4. Quantity of Tables

NOTE:

Island bases are solid steel and include levelers.

Rectangle Tables



ID Model



IQ Model

POLISHED CHROME

L X W	HEIGHT	# OF BASES	MODEL CODE		L3 PRICE	L11 PRICE	UPCHARGE SUFFIX-CR
84	24	29	2	ID 248429 RE. ①-②	2,880	4,090	960
84	24	29	2	IQ 248429 RE. ①-②	3,110	4,370	
84	24	36	2	ID 248436 RE. ①-②	3,170	4,440	960
84	24	36	2	IQ 248436 RE. ①-②	3,400	4,720	
84	24	42	2	ID 248442 RE. ①-②	3,170	4,440	960
84	24	42	2	IQ 248442 RE. ①-②	3,400	4,720	
84	30	29	2	ID 308429 RE. ①-②	3,010	4,300	960
84	30	29	2	IQ 308429 RE. ①-②	3,240	4,570	
84	30	36	2	ID 308436 RE. ①-②	3,300	4,640	960
84	30	36	2	IQ 308436 RE. ①-②	3,530	4,920	
84	30	42	2	ID 308442 RE. ①-②	3,300	4,640	960
84	30	42	2	IQ 308442 RE. ①-②	3,530	4,920	
84	36	29	2	ID 368429 RE. ①-②	3,130	4,500	960
84	36	29	2	IQ 368429 RE. ①-②	3,740	5,230	
84	36	36	2	ID 368436 RE. ①-②	3,420	4,850	960
84	36	36	2	IQ 368436 RE. ①-②	4,030	5,580	
84	36	42	2	ID 368442 RE. ①-②	3,420	4,850	960
84	36	42	2	IQ 368442 RE. ①-②	4,030	5,580	
84	42	29	2	ID 428429 RE. ①-②	3,720	5,290	960
84	42	29	2	IQ 428429 RE. ①-②	3,990	5,620	
84	42	36	2	ID 428436 RE. ①-②	4,010	5,640	960
84	42	36	2	IQ 428436 RE. ①-②	4,280	5,960	
84	42	42	2	ID 428442 RE. ①-②	4,010	5,640	960
84	42	42	2	IQ 428442 RE. ①-②	4,730	6,500	

To Order, Specify:

- ① List Model Code with either L3 or L11 Edge
- ② Options (list in alphabetical order):

GB Non-Powered Grommet (Black), add \$40 list each
 GS Non-Powered Grommet (Silver), add \$40 list each



HOOK Bag Hook, add \$20 list per hook

WPP Power box pass through, add \$900 list

3. Finishes

Laminate Color:
 Top Edge Color:
 Base Color:

4. Quantity of Tables

NOTE:

Island bases are solid steel and include levelers.

Rectangle Tables



ID Model



IQ Model

POLISHED CHROME

L X W	HEIGHT	# OF BASES	MODEL CODE		L3 PRICE	L11 PRICE	UPCHARGE SUFFIX-CR
96	24	29	2	ID 249629 RE. ①-②	2,900	4,140	960
96	24	29	2	IQ 249629 RE. ①-②	3,130	4,420	
96	24	36	2	ID 249636 RE. ①-②	3,190	4,490	960
96	24	36	2	IQ 249636 RE. ①-②	3,420	4,760	
96	24	42	2	ID 249642 RE. ①-②	4,270	5,780	1,440
96	24	42	2	IQ 249642 RE. ①-②	4,615	6,200	
96	30	29	2	ID 309629 RE. ①-②	3,030	4,340	960
96	30	29	2	IQ 309629 RE. ①-②	3,260	4,620	
96	30	36	2	ID 309636 RE. ①-②	3,320	4,690	960
96	30	36	2	IQ 309636 RE. ①-②	3,550	4,970	
96	30	42	2	ID 309642 RE. ①-②	4,400	5,990	1,440
96	30	42	2	IQ 309642 RE. ①-②	4,745	6,400	
96	36	29	2	ID 369629 RE. ①-②	3,150	4,540	960
96	36	29	2	IQ 369629 RE. ①-②	3,760	5,270	
96	36	36	2	ID 369636 RE. ①-②	3,440	4,880	960
96	36	36	2	IQ 369636 RE. ①-②	4,050	5,620	
96	36	42	2	ID 369642 RE. ①-②	4,520	6,180	1,440
96	36	42	2	IQ 369642 RE. ①-②	5,435	7,280	
96	42	29	2	ID 429629 RE. ①-②	3,730	5,330	960
96	42	29	2	IQ 429629 RE. ①-②	4,000	5,650	
96	42	36	2	ID 429636 RE. ①-②	4,020	5,680	960
96	42	36	2	IQ 429636 RE. ①-②	4,290	6,000	
96	42	42	2	ID 429642 RE. ①-②	5,270	7,180	1,440
96	42	42	2	IQ 429642 RE. ①-②	6,350	8,470	

To Order, Specify:

- ① List Model Code with either L3 or L11 Edge
- ② Options (list in alphabetical order):

GB Non-Powered Grommet (Black), add \$40 list each
 GS Non-Powered Grommet (Silver), add \$40 list each



HOOK Bag Hook, add \$20 list per hook

WPP Power box pass through, add \$900 list

3. Finishes

Laminate Color:
 Top Edge Color:
 Base Color:

4. Quantity of Tables

NOTE:

Island bases are solid steel and include levelers.

Rectangle Tables



ID Model



IQ Model

POLISHED CHROME

L X W	HEIGHT	# OF BASES	MODEL CODE	L3 PRICE	L11 PRICE	UPCHARGE SUFFIX-CR
120 24 29	3	ID 2412029 RE.	①-②	3,985	5,530	1,440
120 24 29	3	IQ 2412029 RE.	①-②	4,330	5,940	
120 24 36	3	ID 2412036 RE.	①-②	4,420	6,050	1,440
120 24 36	3	IQ 2412036 RE.	①-②	4,765	6,460	
120 24 42	3	ID 2412042 RE.	①-②	5,500	7,340	1,920
120 24 42	3	IQ 2412042 RE.	①-②	5,960	7,900	
120 30 29	3	ID 3012029 RE.	①-②	4,155	5,770	1,440
120 30 29	3	IQ 3012029 RE.	①-②	4,500	6,180	
120 30 36	3	ID 3012036 RE.	①-②	4,590	6,290	1,440
120 30 36	3	IQ 3012036 RE.	①-②	4,935	6,700	
120 30 42	3	ID 3012042 RE.	①-②	5,670	7,580	1,920
120 30 42	3	IQ 3012042 RE.	①-②	6,130	8,140	
120 36 29	3	ID 3612029 RE.	①-②	4,295	6,020	1,440
120 36 29	3	IQ 3612029 RE.	①-②	5,210	7,120	
120 36 36	3	ID 3612036 RE.	①-②	4,730	6,540	1,440
120 36 36	3	IQ 3612036 RE.	①-②	5,645	7,640	
120 36 42	3	ID 3612042 RE.	①-②	5,810	7,840	1,920
120 36 42	3	IQ 3612042 RE.	①-②	7,030	9,300	
120 42 29	3	ID 4212029 RE.	①-②	5,715	7,100	1,440
120 42 29	3	IQ 4212029 RE.	①-②	6,120	7,580	
120 42 36	3	ID 4212036 RE.	①-②	6,150	7,620	1,440
120 42 36	3	IQ 4212036 RE.	①-②	6,555	8,110	
120 42 42	3	ID 4212042 RE.	①-②	7,400	9,120	1,920
120 42 42	3	IQ 4212042 RE.	①-②	8,840	10,850	

To Order, Specify:

- ① List Model Code with either L3 or L11 Edge
- ② Options (list in alphabetical order):

GB Non-Powered Grommet (Black), add \$40 list each
 GS Non-Powered Grommet (Silver), add \$40 list each



HOOK Bag Hook, add \$20 list per hook

WPP Power box pass through, add \$900 list

3. Finishes

Laminate Color:
 Top Edge Color:
 Base Color:

4. Quantity of Tables

NOTE:

Island bases are solid steel and include levelers.

Round Tables



L X W	HEIGHT	# OF BASES	MODEL CODE	POLISHED CHROME		
				L3 PRICE	L11 PRICE	UPCHARGE SUFFIX-CR
24	29	1	ID 2429 RD. ①-②	1,515	2,230	480
24	36	1	ID 2436 RD. ①-②	1,660	2,400	480
24	42	1	ID 2442 RD. ①-②	1,830	2,600	480
30	29	1	ID 3029 RD. ①-②	1,575	2,360	480
30	36	1	ID 3036 RD. ①-②	1,720	2,530	480
30	42	1	ID 3042 RD. ①-②	1,890	2,740	480
36	29	1	ID 3629 RD. ①-②	1,745	2,510	480
36	36	1	ID 3636 RD. ①-②	1,875	2,690	480
36	42	1	ID 3642 RD. ①-②	1,980	2,890	480
42	29	1	ID 4229 RD. ①-②	1,835	3,070	480
42	36	1	ID 4236 RD. ①-②	1,980	3,240	480
42	42	1	ID 4242 RD. ①-②	2,230	3,540	480
48	29	1	ID 4829 RD. ①-②	2,045	3,100	480
48	36	1	ID 4836 RD. ①-②	2,190	3,280	480
48	42	1	ID 4842 RD. ①-②	2,440	3,580	480
54	29	1	ID 5429 RD. ①-②	2,645	3,980	580
54	36	1	ID 5436 RD. ①-②	2,790	4,150	580
54	42	3	ID 5442 RD. ①-②	4,595	6,330	580
60	29	1	ID 6029 RD. ①-②	3,105	4,540	
60	36	1	ID 6036 RD. ①-②	3,250	4,720	
60	42	3	ID 6042 RD. ①-②	4,595	6,330	

To Order, Specify:

1. ① List Model Code with either L3 or L11 Edge

2. ② Options (list in alphabetical order):

GB Non-Powered Grommet (Black), add \$40 list each
 GS Non-Powered Grommet (Silver), add \$40 list each

HOOK Bag Hook, add \$20 list per hook

WPP Power box pass through, add \$900 list

3. Finishes

Laminate Color:
 Top Edge Color:
 Base Color:

4. Quantity of Tables

NOTE:

Island bases are solid steel and include levelers.

Square Tables



ID Model



IQ Model

POLISHED CHROME

L X W	HEIGHT	# OF BASES	MODEL CODE	L3 PRICE	L11 PRICE	UPCHARGE SUFFIX-CR
24	24	29	1	ID 242429 SQ. ①-②	1,385	2,080 480
24	24	29	1	IQ 242429 SQ. ①-②	1,500	2,220
24	24	36	1	ID 242436 SQ. ①-②	1,530	2,260 480
24	24	36	1	IQ 242436 SQ. ①-②	1,645	2,390
24	24	42	1	ID 242442 SQ. ①-②	1,700	2,460 480
24	24	42	1	IQ 242442 SQ. ①-②	1,835	2,620
30	30	29	1	ID 303029 SQ. ①-②	1,475	2,230 480
30	30	29	1	IQ 303029 SQ. ①-②	1,590	2,360
30	30	36	1	ID 303036 SQ. ①-②	1,620	2,400 480
30	30	36	1	IQ 303036 SQ. ①-②	1,735	2,540
30	30	42	1	ID 303042 SQ. ①-②	1,790	2,600 480
30	30	42	1	IQ 303042 SQ. ①-②	1,925	2,770
36	36	29	1	ID 363629 SQ. ①-②	1,745	2,600 480
36	36	29	1	IQ 363629 SQ. ①-②	1,690	2,530
36	36	36	1	ID 363636 SQ. ①-②	1,890	2,770 480
36	36	36	1	IQ 363636 SQ. ①-②	1,835	2,710
36	36	42	1	ID 363642 SQ. ①-②	2,140	3,070 480
36	36	42	1	IQ 363642 SQ. ①-②	2,025	2,930
42	42	29	1	ID 424229 SQ. ①-②	1,975	2,960 480
42	42	29	1	IQ 424229 SQ. ①-②	2,110	3,120
42	42	36	1	ID 424236 SQ. ①-②	2,120	3,130 480
42	42	36	1	IQ 424236 SQ. ①-②	2,255	3,290
42	42	42	1	ID 424242 SQ. ①-②	2,370	3,430 480
42	42	42	1	IQ 424242 SQ. ①-②	2,830	3,980
48	48	29	1	ID 484829 SQ. ①-②	2,245	3,290 580
48	48	29	1	IQ 484829 SQ. ①-②	2,355	3,430
48	48	36	1	ID 484836 SQ. ①-②	2,390	3,470 580
48	48	36	1	IQ 484836 SQ. ①-②	2,500	3,600
48	48	42	1	ID 484842 SQ. ①-②	2,830	4,000 580
48	48	42	1	IQ 484842 SQ. ①-②	2,850	4,020

To Order, Specify:

- ① List Model Code with either L3 or L11 Edge
- ② Options (list in alphabetical order):

GB Non-Powered Grommet (Black), add \$40 list each
 GS Non-Powered Grommet (Silver), add \$40 list each

HOOK Bag Hook, add \$20 list per hook

WPP Power box pass through, add \$900 list

3. Finishes

Laminate Color:
 Top Edge Color:
 Base Color:

4. Quantity of Tables

NOTE:

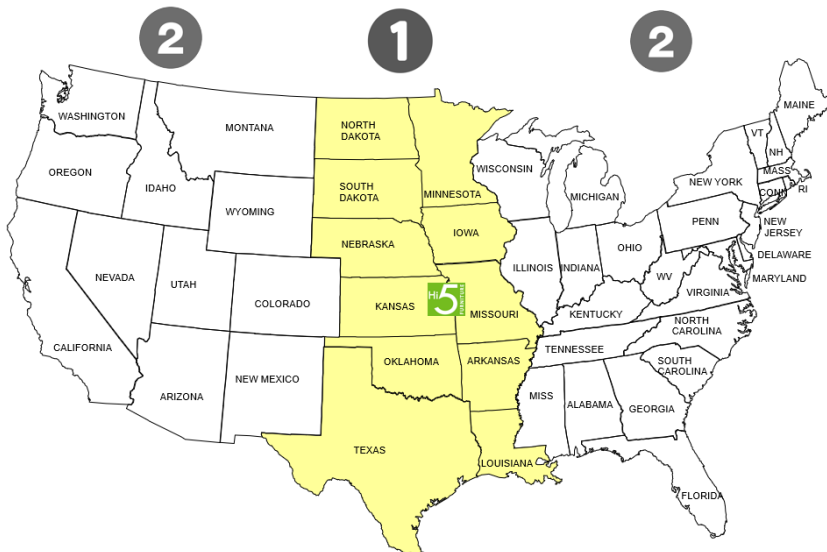
Island bases are solid steel and include levelers.

JEWEL PRICE BOOK

Effective 03/01/2023



Freight Program



Yellow - Zone 1 Prepaid Freight on orders over \$3000 NET
Orders under \$3000 NET - Add \$300 NET to order

White - Zone 2 Prepaid Freight on orders over \$6000 NET
Orders under \$6000 NET - Add \$600 NET to order

JEWEL TABLES

Statement of Line



J1 Model
Show with Optional Cup Holder



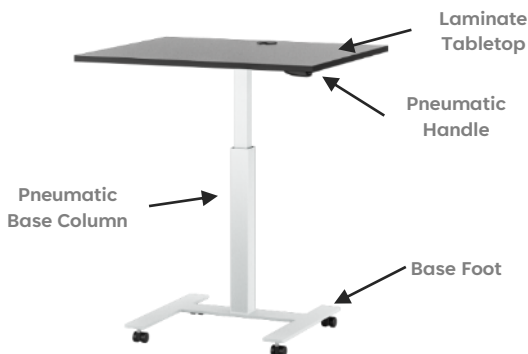
J2 Model
Show with Optional Cup Holder



J3 Model with Shelf
Show with Optional Cup Holder

Email PO to Sales@Hi5Furniture.com

		<u>LIST PRICE</u>	
STEP 1	List Model Code of Table	J1 2430.L73- 2	\$1,940
STEP 2	List Options	CUP Cup Holder	\$100
		GS.G3 Grommet (Silver)	\$40
		HOOK Bag Hook	\$20
		WMAGW Wire Manager (White)	\$100
			\$2,200 List Price Per Table
STEP 3	List Finishes		
	Top Laminate Name & Number	WA Designer White D354-60	
	Top Edge Color	Designer White	
	Metal Color	Black [BK]	
STEP 4	List the Quantity of Tables	Qty. 10	
			x 10
			\$22,000 Total List Price



Height Adjustable Tables



J1 Model



J2 Model



J3 Model


L x W x H	MODEL CODE	LIST PRICE
30 x 24 x 29-47	J1 2430.L73- 2	1,940
30 x 24 x 29-47	J2 2430.L73- 2	2,850
30 x 24 x 29-47	J3 2430.L73- 2	3,085
36 x 30 x 29-47	J1 3036.L73- 2	1,955
36 x 30 x 29-47	J2 3036.L73- 2	2,865
36 x 30 x 29-47	J3 3036.L73- 2	3,100

To Order, Specify:

1. List Model Code

2. **2** Options (list in alphabetical order):

- CUP Swivel Black Cup Holder, add \$100 list each
- GB Non-Powered Grommet (Black), add \$40 list each
- GS Non-Powered Grommet (Silver), add \$40 list each
- Select Location Code



- HOOK Bag Hook, add \$20 list per hook
- WMAGB Magnetic Wire Manager (Black), add \$100 list
- WMAGS Magnetic Wire Manager (Silver), add \$100 list
- WMAGW Magnetic Wire Manager (White), add \$100 list
- TABB Tablet Holder (Black), add \$100 list each
- TABS Tablet Holder (Silver), add \$100 list each
- TABW Tablet Holder (White), add \$100 list each

3. Finishes

Laminate Color:
 Top Edge Color:
 Panel Color (if applicable):
 Base Color: BK, SL, DW

METAL BASE FINISH OPTIONS



Black [BK]



Silver [SL]



Designer White [DW]

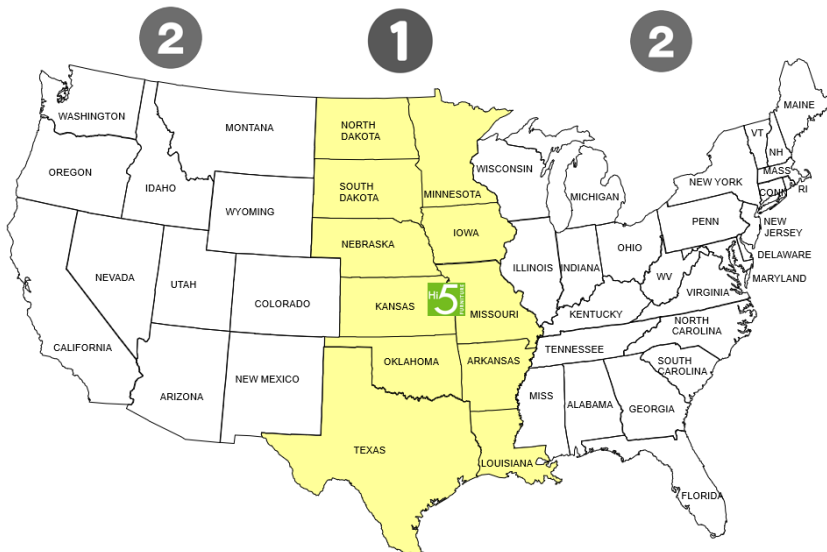
4. Quantity of Tables

LINCOLN PRICE BOOK

Effective 03/01/2023



Freight Program



Yellow - Zone 1 Prepaid Freight on orders over \$3000 NET
Orders under \$3000 NET - Add \$300 NET to order

White - Zone 2 Prepaid Freight on orders over \$6000 NET
Orders under \$6000 NET - Add \$600 NET to order

Statement of Line



Email PO to Sales@Hi5Furniture.com

STEP 1	List Model Code of Table	LT 369642.L3- 2	\$4,870
STEP 2	List Options		\$ 0
			\$4,870 List Price Per Table
STEP 3	List Finishes		
	Top Laminate Name & Number	WA Designer White D354-60	
	Top Edge Color	Designer White	
	Metal Color	Black [BK]	
STEP 4	List the Quantity of Tables	Qty. 10	x 10
			<u>\$48,700</u> Total List Price

LIST PRICE



Rectangle – 3.5' and 4' long tables



LM Model



LT Model

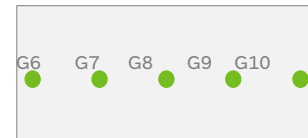
L X W	HEIGHT	BASE		MODEL CODE	L3 PRICE	L11 PRICE	
		PLACEMENT					
42	24	29	Outset	LT 244229. ① - ②	2,760	3,450	
42	30	29	Outset	LT 304229. ① - ②	2,960	3,710	
			36	Outset	LT 304236. ① - ②	3,160	3,940
			42	Outset	LT 304242. ① - ②	3,360	4,170
42	36	29	Outset	LT 364229. ① - ②	3,280	4,100	
			36	Outset	LT 364236. ① - ②	3,410	4,260
			42	Outset	LT 364242. ① - ②	3,540	4,410
48	24	29	Outset	LT 244829. ① - ②	2,770	3,460	
48	30	29	Outset	LT 304829. ① - ②	2,970	3,720	
			36	Outset	LT 304836. ① - ②	3,170	3,960
			42	Outset	LT 304842. ① - ②	3,370	4,190
48	36	29	Outset	LT 364829. ① - ②	3,290	4,120	
			36	Outset	LT 364836. ① - ②	3,420	4,280
			42	Outset	LT 364842. ① - ②	3,550	4,430

To Order, Specify:

1. ① List Model Code with either L3 or L11 Tabletop Edge

2. ② Options (list in alphabetical order):

- CSI Industrial locking casters, add \$400 per table
- GB Non-Powered Grommet (Black), add \$40 list each
- GS Non-Powered Grommet (Silver), add \$40 list each



- WMAGB Magnetic Wire Manager (Black), add \$100 list
- WMAGS Magnetic Wire Manager (Silver), add \$100 list
- WMAGW Magnetic Wire Manager (White), add \$100 list

3. Finishes

- Laminate Color:
- Top Edge Color:
- Base Color:

4. Quantity of Tables

Rectangle – 5' long tables



LM Model



LT Model

L	X	W	HEIGHT	BASE		MODEL CODE	L3	L11
				PLACEMENT	PRICE			
60	24	29	Inset	LM 246029.	1-2	2,700	3,390	
				LT 246029.	1-2	2,830	3,550	
			Outset	LT 246036.	1-2	3,220	4,020	
				LT 246042.	1-2	3,220	4,020	
60	30	29	Inset	LM 306029.	1-2	2,770	3,510	
			Outset	LT 306029.	1-2	3,040	3,820	
		36	Inset	LM 306036.	1-2	2,970	3,740	
			Outset	LT 306036.	1-2	3,230	4,060	
		42	Inset	LM 306042.	1-2	3,170	3,980	
			Outset	LT 306042.	1-2	3,430	4,290	
60	36	29	Inset	LM 366029.	1-2	2,850	3,630	
			Outset	LT 366029.	1-2	3,380	4,260	
		36	Inset	LM 366036.	1-2	3,050	3,870	
			Outset	LT 366036.	1-2	3,510	4,410	
		42	Inset	LM 366042.	1-2	3,250	4,100	
			Outset	LT 366042.	1-2	3,640	4,570	
60	42	29	Inset	LM 426029.	1-2	3,220	4,160	
			Outset	LT 426029.	1-2	5,140	6,420	
		36	Inset	LM 426036.	1-2	3,420	4,390	
			Outset	LT 426036.	1-2	5,340	6,660	
		42	Inset	LM 426042.	1-2	3,620	4,630	
			Outset	LT 426042.	1-2	5,530	6,890	
60	48	29	Inset	LM 486029.	1-2	3,220	4,160	
			Outset	LT 486036.	1-2	5,530	6,890	
		36	Inset	LM 486036.	1-2	3,420	4,390	
			Outset	LT 486029.	1-2	5,340	6,660	
		42	Inset	LM 486042.	1-2	3,620	4,630	
			Outset	LT 486042.	1-2	5,730	7,120	

To Order, Specify:

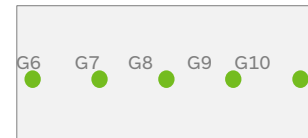
1. **1** List Model Code with either L3 or L11 Tabletop Edge

2. **2** Options (list in alphabetical order):

CSI Industrial locking casters, add \$400 per table

GB Non-Powered Grommet (Black), add \$40 list each

GS Non-Powered Grommet (Silver), add \$40 list each
Select Location Code



WMAGB Magnetic Wire Manager (Black), add \$100 list

WMAGS Magnetic Wire Manager (Silver), add \$100 list

WMAGW Magnetic Wire Manager (White), add \$100 list

3. **Finishes**

Laminate Color:

Top Edge Color:

Base Color:

4. **Quantity of Tables**

Rectangle – 5.5' long tables



LM Model



LT Model

		BASE			L3	L11
L X W	HEIGHT	PLACEMENT	MODEL CODE	PRICE	PRICE	
66	24	Inset	LM 246629. ①-②	2,770	3,510	
		Outset	LT 246629. ①-②	2,900	3,670	
	36	Outset	LT 246636. ①-②	3,300	4,130	
	42	Outset	LT 246642. ①-②	3,300	4,130	
66	30	Inset	LM 306629. ①-②	2,850	3,630	
		Outset	LT 306629. ①-②	3,250	4,100	
	36	Inset	LM 306636. ①-②	3,050	3,870	
	36	Outset	LT 306636. ①-②	3,440	4,340	
	42	Inset	LM 306642. ①-②	3,250	4,100	
	42	Outset	LT 306642. ①-②	3,640	4,570	
66	36	Inset	LM 366629. ①-②	3,040	3,920	
		Outset	LT 366629. ①-②	3,560	4,540	
	36	Inset	LM 366636. ①-②	3,230	4,150	
	36	Outset	LT 366636. ①-②	3,700	4,700	
	42	Inset	LM 366642. ①-②	3,430	4,390	
	42	Outset	LT 366642. ①-②	3,830	4,860	
66	42	Inset	LM 426629. ①-②	3,330	4,330	
		Outset	LT 426629. ①-②	5,250	6,590	
	36	Inset	LM 426636. ①-②	3,530	4,560	
	36	Outset	LT 426636. ①-②	5,450	6,830	
	42	Inset	LM 426642. ①-②	3,730	4,800	
	42	Outset	LT 426642. ①-②	5,640	7,060	
66	48	Inset	LM 486629. ①-②	3,330	4,330	
		Outset	LT 486629. ①-②	5,450	6,830	
	36	Inset	LM 486636. ①-②	3,530	4,560	
	36	Outset	LT 486636. ①-②	5,640	7,060	
	42	Inset	LM 486642. ①-②	3,730	4,800	
	42	Outset	LT 486642. ①-②	5,840	7,290	

To Order, Specify:

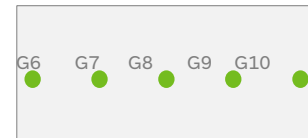
1. ① List Model Code with either L3 or L11 Tabletop Edge

2. ② Options (list in alphabetical order):

CSI Industrial locking casters, add \$400 per table

GB Non-Powered Grommet (Black), add \$40 list each

GS Non-Powered Grommet (Silver), add \$40 list each
 Select Location Code



WMAGB Magnetic Wire Manager (Black), add \$100 list

WMAGS Magnetic Wire Manager (Silver), add \$100 list

WMAGW Magnetic Wire Manager (White), add \$100 list

3. Finishes

Laminate Color:

Top Edge Color:

Base Color:

4. Quantity of Tables

Rectangle – 6' long tables



LM Model



LT Model

L X W	HEIGHT	BASE		MODEL CODE	L3 PRICE	L11 PRICE
		PLACEMENT				
72 24	29	Inset		LM 247229. ①-②	2,880	3,680
		Outset		LT 247229. ①-②	3,010	3,840
		Outset		LT 247236. ①-②	3,410	4,300
		Outset		LT 247242. ①-②	3,410	4,300
72 30	29	Inset		LM 307229. ①-②	2,970	3,820
		Outset		LT 307229. ①-②	3,370	4,280
	36	Inset		LM 307236. ①-②	3,170	4,050
		Outset		LT 307236. ①-②	3,560	4,520
	42	Inset		LM 307242. ①-②	3,370	4,280
		Outset		LT 307242. ①-②	3,760	4,750
72 36	29	Inset		LM 367229. ①-②	3,050	3,930
		Outset		LT 367229. ①-②	3,580	4,560
	36	Inset		LM 367236. ①-②	3,250	4,170
		Outset		LT 367236. ①-②	3,710	4,710
	42	Inset		LM 367242. ①-②	3,440	4,400
		Outset		LT 367242. ①-②	3,840	4,870
72 42	29	Inset		LM 427229. ①-②	3,330	4,330
		Outset		LT 427229. ①-②	5,250	6,590
	36	Inset		LM 427236. ①-②	3,530	4,560
		Outset		LT 427236. ①-②	5,450	6,830
	42	Inset		LM 427242. ①-②	3,730	4,800
		Outset		LT 427242. ①-②	5,640	7,060
72 48	29	Inset		LM 487229. ①-②	3,330	4,330
		Outset		LT 487229. ①-②	5,450	6,830
	36	Inset		LM 487236. ①-②	3,530	4,560
		Outset		LT 487236. ①-②	5,640	7,060
	42	Inset		LM 487242. ①-②	3,730	4,800
		Outset		LT 487242. ①-②	5,840	7,290
72 60	29	Inset		LM 607229. ①-②	3,650	5,070
		Outset		LT 607229. ①-②	5,830	7,640
	36	Inset		LM 607236. ①-②	3,850	5,300
		Outset		LT 607236. ①-②	6,030	7,880
	42	Inset		LM 607242. ①-②	4,050	5,540
		Outset		LT 607242. ①-②	6,230	8,110

To Order, Specify:

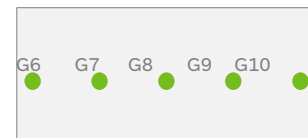
1. ① List Model Code with either L3 or L11 Tabletop Edge

2. ② Options (list in alphabetical order):

CSI Industrial locking casters, add \$400 per table

GB Non-Powered Grommet (Black), add \$40 list each

GS Non-Powered Grommet (Silver), add \$40 list each
Select Location Code



WMAGB Magnetic Wire Manager (Black), add \$100 list

WMAGS Magnetic Wire Manager (Silver), add \$100 list

WMAGW Magnetic Wire Manager (White), add \$100 list

3. Finishes

Laminate Color:

Top Edge Color:

Base Color:

4. Quantity of Tables

Rectangle – 7' long tables



L X W	HEIGHT	BASE		MODEL CODE	L3 PRICE	L11 PRICE
		PLACEMENT				
84 24	29	Inset		LM 248429. ①-②	2,990	3,850
		Center Posts		LC 248429. ①-②	3,480	4,430
		Outset		LT 248429. ①-②	4,250	5,330
		Center Posts		LC 248436. ①-②	3,690	4,670
36	36	Outset		LT 248436. ①-②	4,540	5,680
		Center Posts		LC 248442. ①-②	3,900	4,920
		Outset		LT 248442. ①-②	4,840	6,030
		Inset		LM 308429. ①-②	3,100	4,020
84 30	29	Center Posts		LC 308429. ①-②	3,720	4,750
		Outset		LT 308429. ①-②	4,550	5,730
		Inset		LM 308436. ①-②	3,300	4,250
		Center Posts		LC 308436. ①-②	3,930	5,000
36	36	Outset		LT 308436. ①-②	4,850	6,080
		Inset		LM 308442. ①-②	3,500	4,490
		Center Posts		LC 308442. ①-②	4,140	5,250
		Outset		LT 308442. ①-②	5,150	6,440
84 36	29	Inset		LM 368429. ①-②	3,210	4,190
		Center Posts		LC 368429. ①-②	4,460	5,660
		Outset		LT 368429. ①-②	4,270	5,430
		Inset		LM 368436. ①-②	3,410	4,420
36	36	Center Posts		LC 368436. ①-②	4,610	5,840
		Outset		LT 368436. ①-②	4,570	5,790
		Inset		LM 368442. ①-②	3,610	4,650
		Center Posts		LC 368442. ①-②	4,760	6,020
42	42	Outset		LT 368442. ①-②	4,860	6,140

To Order, Specify:

1. ① List Model Code with either L3 or L11 Tabletop Edge

2. ② Options (list in alphabetical order):

- CSI Industrial locking casters, add \$400 per table
- GB Non-Powered Grommet (Black), add \$40 list each
- GS Non-Powered Grommet (Silver), add \$40 list each



- WMAGB Magnetic Wire Manager (Black), add \$100 list
- WMAGS Magnetic Wire Manager (Silver), add \$100 list
- WMAGW Magnetic Wire Manager (White), add \$100 list

3. Finishes

- Laminate Color:
- Top Edge Color:
- Base Color:

4. Quantity of Tables

Rectangle – 7' long tables



L	X	W	BASE		MODEL CODE		L3	L11
			HEIGHT	PLACEMENT				
84	42	29		Inset	LM 428429.	①-②	3,550	4,670
		29		Center Posts	LC 428429.	①-②	4,800	6,140
		29		Outset	LT 428429.	①-②	5,470	6,930
		36		Inset	LM 428436.	①-②	3,750	4,900
		36		Center Posts	LC 428436.	①-②	4,950	6,320
		36		Outset	LT 428436.	①-②	5,670	7,160
		42		Inset	LM 428442.	①-②	3,950	5,140
		42		Center Posts	LC 428442.	①-②	5,100	6,500
		42		Outset	LT 428442.	①-②	5,860	7,400
84	48	29		Inset	LM 488429.	①-②	3,550	4,670
		29		Center Posts	LC 488429.	①-②	4,930	6,290
		29		Outset	LT 488429.	①-②	5,670	7,160
		36		Inset	LM 488436.	①-②	3,750	4,900
		36		Center Posts	LC 488436.	①-②	5,080	6,470
		36		Outset	LT 488436.	①-②	5,860	7,400
		42		Inset	LM 488442.	①-②	3,950	5,140
		42		Center Posts	LC 488442.	①-②	5,240	6,660
		42		Outset	LT 488442.	①-②	6,060	7,630
84	60	29		Inset	LM 608429.	①-②	3,930	5,560
		29		Center Posts	LC 608429.	①-②	5,300	7,180
		29		Outset	LT 608429.	①-②	6,110	8,130
		36		Inset	LM 608436.	①-②	4,130	5,790
		36		Center Posts	LC 608436.	①-②	5,460	7,360
		36		Outset	LT 608436.	①-②	6,300	8,370
		42		Inset	LM 608442.	①-②	4,320	6,030
		42		Center Posts	LC 608442.	①-②	5,610	7,550
		42		Outset	LT 608442.	①-②	6,500	8,600

To Order, Specify:

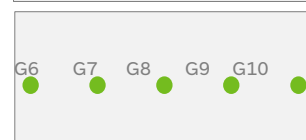
1. **①** List Model Code with either L3 or L11 Tabletop Edge

2. **②** Options (list in alphabetical order):

CSI Industrial locking casters, add \$400 per table

GB Non-Powered Grommet (Black), add \$40 list each

GS Non-Powered Grommet (Silver), add \$40 list each
Select Location Code



WMAGB Magnetic Wire Manager (Black), add \$100 list

WMAGS Magnetic Wire Manager (Silver), add \$100 list

WMAGW Magnetic Wire Manager (White), add \$100 list

3. **Finishes**

Laminate Color:

Top Edge Color:

Base Color:

4. **Quantity of Tables**

Rectangle – 8' long tables



L X W	HEIGHT	BASE		MODEL CODE	L3 PRICE	L11 PRICE		
		PLACEMENT						
96 24	29	Inset	LM	LM 249629. ①-②	3,000	3,870		
		Center Posts	LC	LC 249629. ①-②	3,490	4,450		
		Outset	LT	LT 249629. ①-②	4,260	5,350		
		Center Posts	LC	LC 249636. ①-②	3,700	4,690		
36	36	Outset	LT	LT 249636. ①-②	4,550	5,700		
		Center Posts	LC	LC 249642. ①-②	3,910	4,940		
		Outset	LT	LT 249642. ①-②	4,850	6,050		
		Center Posts	LC	LC 249636. ①-②	3,700	4,690		
96 30	29	Inset	LM	LM 309629. ①-②	3,110	4,040		
		Center Posts	LC	LC 309629. ①-②	3,730	4,770		
		Outset	LT	LT 309629. ①-②	4,570	5,750		
		Inset	LM	LM 309636. ①-②	3,310	4,270		
	36	Center Posts	LC	LC 309636. ①-②	3,940	5,020		
		Outset	LT	LT 309636. ①-②	4,860	6,100		
		Inset	LM	LM 309642. ①-②	3,510	4,500		
		Center Posts	LC	LC 309642. ①-②	4,150	5,270		
	42	Outset	LT	LT 309642. ①-②	5,160	6,450		
		96 36	29	Inset	LM	LM 369629. ①-②	3,220	4,210
				Center Posts	LC	LC 369629. ①-②	4,470	5,670
				Outset	LT	LT 369629. ①-②	4,280	5,450
Inset	LM			LM 369636. ①-②	3,420	4,440		
36	Center Posts	LC	LC 369636. ①-②	4,620	5,860			
	Outset	LT	LT 369636. ①-②	4,580	5,800			
	42	Inset	LM	LM 369642. ①-②	3,620	4,670		
			Center Posts	LC	LC 369642. ①-②	4,770	6,040	
Outset			LT	LT 369642. ①-②	4,870	6,160		

To Order, Specify:

1. ① List Model Code with either L3 or L11 Tabletop Edge

2. ② Options (list in alphabetical order):

- CSI Industrial locking casters, add \$400 per table
- GB Non-Powered Grommet (Black), add \$40 list each
- GS Non-Powered Grommet (Silver), add \$40 list each



- WMAGB Magnetic Wire Manager (Black), add \$100 list
- WMAGS Magnetic Wire Manager (Silver), add \$100 list
- WMAGW Magnetic Wire Manager (White), add \$100 list

3. Finishes

- Laminate Color:
- Top Edge Color:
- Base Color:

4. Quantity of Tables

Rectangle – 8' long tables



L	X	W	BASE		MODEL CODE	L3 PRICE	L11 PRICE
			HEIGHT	PLACEMENT			
96	42	29	Inset	LM	429629. ①-②	3,580	4,700
			Center Posts	LC	429629. ①-②	4,820	6,170
			Outset	LT	429629. ①-②	5,490	6,960
36	36	36	Inset	LM	429636. ①-②	3,770	4,930
			Center Posts	LC	429636. ①-②	4,970	6,350
			Outset	LT	429636. ①-②	5,690	7,200
42	42	42	Inset	LM	429642. ①-②	3,970	5,170
			Center Posts	LC	429642. ①-②	5,130	6,530
			Outset	LT	429642. ①-②	5,890	7,430
96	48	29	Inset	LM	489629. ①-②	3,580	4,700
			Center Posts	LC	489629. ①-②	4,950	6,320
			Outset	LT	489629. ①-②	5,690	7,200
36	36	36	Inset	LM	489636. ①-②	3,770	4,930
			Center Posts	LC	489636. ①-②	5,100	6,510
			Outset	LT	489636. ①-②	5,890	7,430
42	42	42	Inset	LM	489642. ①-②	3,970	5,170
			Center Posts	LC	489642. ①-②	5,260	6,690
			Outset	LT	489642. ①-②	6,080	7,660
96	60	29	Inset	LM	609629. ①-②	3,940	5,580
			Center Posts	LC	609629. ①-②	5,310	7,200
			Outset	LT	609629. ①-②	6,120	8,150
36	36	36	Inset	LM	609636. ①-②	4,140	5,810
			Center Posts	LC	609636. ①-②	5,470	7,380
			Outset	LT	609636. ①-②	6,310	8,390
42	42	42	Inset	LM	609642. ①-②	4,330	6,050
			Center Posts	LC	609642. ①-②	5,620	7,570
			Outset	LT	609642. ①-②	6,510	8,620

To Order, Specify:

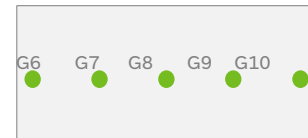
1. ① List Model Code with either L3 or L11 Tabletop Edge

2. ② Options (list in alphabetical order):

CSI Industrial locking casters, add \$400 per table

GB Non-Powered Grommet (Black), add \$40 list each

GS Non-Powered Grommet (Silver), add \$40 list each
Select Location Code



WMAGB Magnetic Wire Manager (Black), add \$100 list

WMAGS Magnetic Wire Manager (Silver), add \$100 list

WMAGW Magnetic Wire Manager (White), add \$100 list

3. Finishes

Laminate Color:

Top Edge Color:

Base Color:

4. Quantity of Tables

Rectangle – 9' long tables





L X W	HEIGHT	BASE		MODEL CODE		L3 PRICE	L11 PRICE	
		PLACEMENT						
108 24	29	Inset	LM	2410829.	①-②	3,480	4,710	
		Center Posts	LC	2410829.	①-②	3,610	4,870	
		Outset	LT	2410829.	①-②	4,380	5,770	
		Center Posts	LC	2410836.	①-②	3,820	5,120	
108 30	29	Center Posts	LC	2410836.	①-②	4,680	6,120	
		Outset	LT	2410836.	①-②	4,030	5,360	
		Center Posts	LC	2410842.	①-②	4,970	6,470	
		Outset	LT	2410842.	①-②			
108 36	29	Inset	LM	3010829.	①-②	3,620	4,970	
		Center Posts	LC	3010829.	①-②	3,890	5,280	
		Outset	LT	3010829.	①-②	4,720	6,260	
		Inset	LM	3010836.	①-②	3,830	5,210	
	36	Center Posts	LC	3010836.	①-②	4,100	5,530	
		Outset	LT	3010836.	①-②	5,020	6,610	
		Inset	LM	3010842.	①-②	4,040	5,460	
		Center Posts	LC	3010842.	①-②	4,310	5,770	
	42	Outset	LT	3010842.	①-②	5,310	6,960	
		29	Inset	LM	3610829.	①-②	4,110	5,620
			Center Posts	LC	3610829.	①-②	4,640	6,250
			Outset	LT	3610829.	①-②	5,250	6,960
Inset	LM		3610836.	①-②	4,330	5,880		
36	Center Posts	LC	3610836.	①-②	4,800	6,430		
	Outset	LT	3610836.	①-②	5,450	7,200		
	Inset	LM	3610842.	①-②	4,550	6,140		
	Center Posts	LC	3610842.	①-②	4,950	6,610		
42	Outset	LT	3610842.	①-②	5,640	7,430		

To Order, Specify:

1. ① List Model Code with either L3 or L11 Tabletop Edge

2. ② Options (list in alphabetical order):

- CSI Industrial locking casters, add \$400 per table
- GB Non-Powered Grommet (Black), add \$40 list each
- GS Non-Powered Grommet (Silver), add \$40 list each



- WMAGB Magnetic Wire Manager (Black), add \$100 list
- WMAGS Magnetic Wire Manager (Silver), add \$100 list
- WMAGW Magnetic Wire Manager (White), add \$100 list

3. Finishes

- Laminate Color:
- Top Edge Color:
- Base Color:

4. Quantity of Tables

Rectangle – 9' long tables



L X W	HEIGHT	BASE		MODEL CODE	L3 PRICE	L11 PRICE
		PLACEMENT				
108 42	29	Inset	LM	4210829. ①-②	4,510	6,250
		Center Posts	LC	4210829. ①-②	5,040	6,870
		Outset	LT	4210829. ①-②	5,710	7,660
36	36	Inset	LM	4210836. ①-②	4,730	6,510
		Center Posts	LC	4210836. ①-②	5,190	7,050
		Outset	LT	4210836. ①-②	5,910	7,900
42	42	Inset	LM	4210842. ①-②	4,950	6,770
		Center Posts	LC	4210842. ①-②	5,350	7,230
		Outset	LT	4210842. ①-②	6,110	8,130
108 48	29	Inset	LM	4810829. ①-②	4,510	6,250
		Center Posts	LC	4810829. ①-②	5,170	7,030
		Outset	LT	4810829. ①-②	5,910	7,900
36	36	Inset	LM	4810836. ①-②	4,730	6,510
		Center Posts	LC	4810836. ①-②	5,320	7,210
		Outset	LT	4810836. ①-②	6,110	8,130
42	42	Inset	LM	4810842. ①-②	4,950	6,770
		Center Posts	LC	4810842. ①-②	5,480	7,390
		Outset	LT	4810842. ①-②	6,300	8,370
108 60	29	Inset	LM	6010829. ①-②	4,920	6,890
		Center Posts	LC	6010829. ①-②	5,580	7,670
		Outset	LT	6010829. ①-②	6,380	8,620
36	36	Inset	LM	6010836. ①-②	5,140	7,150
		Center Posts	LC	6010836. ①-②	5,730	7,850
		Outset	LT	6010836. ①-②	6,580	8,850
42	42	Inset	LM	6010842. ①-②	5,360	7,410
		Center Posts	LC	6010842. ①-②	5,890	8,030
		Outset	LT	6010842. ①-②	6,780	9,090

To Order, Specify:

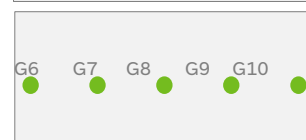
1. ① List Model Code with either L3 or L11 Tabletop Edge

2. ② Options (list in alphabetical order):

CSI Industrial locking casters, add \$400 per table

GB Non-Powered Grommet (Black), add \$40 list each

GS Non-Powered Grommet (Silver), add \$40 list each
Select Location Code



WMAGB Magnetic Wire Manager (Black), add \$100 list

WMAGS Magnetic Wire Manager (Silver), add \$100 list

WMAGW Magnetic Wire Manager (White), add \$100 list

3. Finishes

Laminate Color:

Top Edge Color:

Base Color:

4. Quantity of Tables

Rectangle – 10' long tables



L X W	HEIGHT	BASE		MODEL CODE		L3 PRICE	L11 PRICE
		PLACEMENT					
120 24	29	Inset	LM	2412029.	① - ②	3,500	4,750
		Center Posts	LC	2412029.	① - ②	3,640	4,910
		Outset	LT	2412029.	① - ②	4,400	5,810
		Center Posts	LC	2412036.	① - ②	3,840	5,150
		Outset	LT	2412036.	① - ②	4,700	6,160
		Center Posts	LC	2412042.	① - ②	4,050	5,400
120 30	29	Inset	LM	3012029.	① - ②	3,640	4,990
		Center Posts	LC	3012029.	① - ②	3,900	5,300
		Outset	LT	3012029.	① - ②	4,730	6,280
		Inset	LM	3012036.	① - ②	3,840	5,230
		Center Posts	LC	3012036.	① - ②	4,110	5,540
		Outset	LT	3012036.	① - ②	5,030	6,630
120 36	29	Inset	LM	3612029.	① - ②	4,140	5,660
		Center Posts	LC	3612029.	① - ②	4,660	6,290
		Outset	LT	3612029.	① - ②	5,270	7,000
		Inset	LM	3612036.	① - ②	4,360	5,920
		Center Posts	LC	3612036.	① - ②	4,820	6,470
		Outset	LT	3612036.	① - ②	5,470	7,230
120 42	29	Inset	LM	3612042.	① - ②	4,580	6,180
		Center Posts	LC	3612042.	① - ②	4,970	6,650
		Outset	LT	3612042.	① - ②	5,670	7,470

To Order, Specify:

- ① List Model Code with either L3 or L11 Tabletop Edge
- ② Options (list in alphabetical order):

- CSI Industrial locking casters, add \$400 per table
- GB Non-Powered Grommet (Black), add \$40 list each
- GS Non-Powered Grommet (Silver), add \$40 list each



- WMAGB Magnetic Wire Manager (Black), add \$100 list
- WMAGS Magnetic Wire Manager (Silver), add \$100 list
- WMAGW Magnetic Wire Manager (White), add \$100 list

3. Finishes

- Laminate Color:
- Top Edge Color:
- Base Color:

4. Quantity of Tables

Rectangle – 10' long tables



L X W	HEIGHT	BASE		MODEL CODE		L3 PRICE	L11 PRICE
		PLACEMENT					
120 42	29	Inset	LM	4212029.	①-②	4,530	6,290
		Center Posts	LC	4212029.	①-②	5,060	6,910
		Outset	LT	4212029.	①-②	5,730	7,700
36	36	Inset	LM	4212036.	①-②	4,750	6,550
		Center Posts	LC	4212036.	①-②	5,210	7,090
		Outset	LT	4212036.	①-②	5,930	7,940
42	42	Inset	LM	4212042.	①-②	4,970	6,810
		Center Posts	LC	4212042.	①-②	5,370	7,270
		Outset	LT	4212042.	①-②	6,130	8,170
120 48	29	Inset	LM	4812029.	①-②	4,530	6,290
		Center Posts	LC	4812029.	①-②	5,190	7,070
		Outset	LT	4812029.	①-②	5,930	7,940
36	36	Inset	LM	4812036.	①-②	4,750	6,550
		Center Posts	LC	4812036.	①-②	5,350	7,250
		Outset	LT	4812036.	①-②	6,130	8,170
42	42	Inset	LM	4812042.	①-②	4,970	6,810
		Center Posts	LC	4812042.	①-②	5,500	7,430
		Outset	LT	4812042.	①-②	6,330	8,400
120 60	29	Inset	LM	6012029.	①-②	4,940	6,930
		Center Posts	LC	6012029.	①-②	5,600	7,710
		Outset	LT	6012029.	①-②	6,400	8,660
36	36	Inset	LM	6012036.	①-②	5,160	7,190
		Center Posts	LC	6012036.	①-②	5,750	7,890
		Outset	LT	6012036.	①-②	6,600	8,890
42	42	Inset	LM	6012042.	①-②	5,380	7,450
		Center Posts	LC	6012042.	①-②	5,910	8,070
		Outset	LT	6012042.	①-②	6,800	9,130

To Order, Specify:

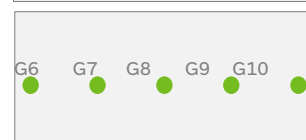
1. **①** List Model Code with either L3 or L11 Tabletop Edge

2. **②** Options (list in alphabetical order):

CSI Industrial locking casters, add \$400 per table

GB Non-Powered Grommet (Black), add \$40 list each

GS Non-Powered Grommet (Silver), add \$40 list each
Select Location Code



WMAGB Magnetic Wire Manager (Black), add \$100 list

WMAGS Magnetic Wire Manager (Silver), add \$100 list

WMAGW Magnetic Wire Manager (White), add \$100 list

3. **Finishes**

Laminate Color:

Top Edge Color:

Base Color:

4. **Quantity of Tables**

Rectangle – 11’ long tables



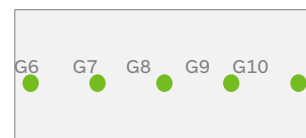
L	X	W	HEIGHT	BASE		MODEL CODE	L3	L11
				PLACEMENT	PRICE			
132	30	29	Inset	LM	3013229.	①-②	5,140	7,440
			Center Posts	LC	3013229.	①-②	5,760	8,170
			Outset	LT	3013229.	①-②	8,250	11,120
	36	29	Inset	LM	3013236.	①-②	5,360	7,700
			Center Posts	LC	3013236.	①-②	5,990	8,440
			Outset	LT	3013236.	①-②	8,750	11,700
	42	29	Inset	LM	3013242.	①-②	5,580	7,960
			Center Posts	LC	3013242.	①-②	6,220	8,720
			Outset	LT	3013242.	①-②	9,240	12,290
132	36	29	Inset	LM	3613229.	①-②	6,080	8,690
			Center Posts	LC	3613229.	①-②	7,330	10,160
			Outset	LT	3613229.	①-②	9,140	12,300
	36	29	Inset	LM	3613236.	①-②	6,330	8,980
			Center Posts	LC	3613236.	①-②	7,520	10,390
			Outset	LT	3613236.	①-②	9,470	12,690
	42	29	Inset	LM	3613242.	①-②	6,570	9,260
			Center Posts	LC	3613242.	①-②	7,720	10,630
			Outset	LT	3613242.	①-②	9,800	13,080
132	42	29	Inset	LM	4213229.	①-②	6,500	9,350
			Center Posts	LC	4213229.	①-②	7,740	10,820
			Outset	LT	4213229.	①-②	9,760	13,200
	36	29	Inset	LM	4213236.	①-②	6,740	9,640
			Center Posts	LC	4213236.	①-②	7,940	11,060
			Outset	LT	4213236.	①-②	10,090	13,590
	42	29	Inset	LM	4213242.	①-②	6,990	9,930
			Center Posts	LC	4213242.	①-②	8,140	11,290
			Outset	LT	4213242.	①-②	10,420	13,980

To Order, Specify:

1. **①** List Model Code with either L3 or L11 Tabletop Edge

2. **②** Options (list in alphabetical order):

- CSI Industrial locking casters, add \$400 per table
- GB Non-Powered Grommet (Black), add \$40 list each
- GS Non-Powered Grommet (Silver), add \$40 list each



- WMAGB Magnetic Wire Manager (Black), add \$100 list
- WMAGS Magnetic Wire Manager (Silver), add \$100 list
- WMAGW Magnetic Wire Manager (White), add \$100 list

3. Finishes

- Laminate Color:
- Top Edge Color:
- Base Color:

4. Quantity of Tables

NOTE:

- 132”+ long tables are two-piece Tabletops
- Two-piece Tabletops are not grain matched due to limitations of materials
- LM model has three bases
- LC model has four posts legs
- LT model has four bases

Rectangle – 11' long tables



L	X	W	BASE		MODEL CODE	L3	L11
			HEIGHT	PLACEMENT			
132	48	29	Inset	LM	4813229. ①-②	6,500	9,350
			Center Posts	LC	4813229. ①-②	7,880	10,980
			Outset	LT	4813229. ①-②	10,090	13,590
	36	29	Inset	LM	4813236. ①-②	6,740	9,640
			Center Posts	LC	4813236. ①-②	8,070	11,210
			Outset	LT	4813236. ①-②	10,420	13,980
	42	29	Inset	LM	4813242. ①-②	6,990	9,930
			Center Posts	LC	4813242. ①-②	8,270	11,450
			Outset	LT	4813242. ①-②	10,750	14,370
132	60	29	Inset	LM	6013229. ①-②	7,100	10,330
			Center Posts	LC	6013229. ①-②	8,470	11,950
			Outset	LT	6013229. ①-②	10,880	14,800
	36	29	Inset	LM	6013236. ①-②	7,340	10,610
			Center Posts	LC	6013236. ①-②	8,670	12,190
			Outset	LT	6013236. ①-②	11,210	15,190
	42	29	Inset	LM	6013242. ①-②	7,580	10,900
			Center Posts	LC	6013242. ①-②	8,870	12,420
			Outset	LT	6013242. ①-②	11,540	15,580

To Order, Specify:

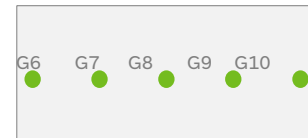
1. ① List Model Code with either L3 or L11 Tabletop Edge

2. ② Options (list in alphabetical order):

CSI Industrial locking casters, add \$400 per table

GB Non-Powered Grommet (Black), add \$40 list each

GS Non-Powered Grommet (Silver), add \$40 list each
Select Location Code



WMAGB Magnetic Wire Manager (Black), add \$100 list

WMAGS Magnetic Wire Manager (Silver), add \$100 list

WMAGW Magnetic Wire Manager (White), add \$100 list

3. Finishes

Laminate Color:

Top Edge Color:

Base Color:

4. Quantity of Tables

NOTE:

- 132"+ long tables are two-piece Tabletops
- Two-piece Tabletops are not grain matched due to limitations of materials
- LM model has three bases
- LC model has four posts legs
- LT model has four bases

Rectangle – 12' long tables



L	X	W	BASE		MODEL CODE	L3 PRICE	L11 PRICE
			HEIGHT	PLACEMENT			
144	24	29	Inset	LM	2414429. ①-②	4,960	7,120
			Center Posts	LC	2414429. ①-②	5,450	7,700
			Outset	LT	2414429. ①-②	6,620	9,090
	36	Center Posts	LC	2414436. ①-②	5,680	7,980	
		Outset	LT	2414436. ①-②	7,020	9,560	
		Center Posts	LC	2414442. ①-②	5,910	8,250	
144	30	29	Inset	LM	3014429. ①-②	5,190	7,530
			Center Posts	LC	3014429. ①-②	5,810	8,270
			Outset	LT	3014429. ①-②	8,310	11,210
	36	Inset	LM	3014436. ①-②	5,410	7,790	
		Center Posts	LC	3014436. ①-②	6,040	8,540	
		Outset	LT	3014436. ①-②	8,800	11,800	
42	Inset	LM	3014442. ①-②	5,630	8,050		
	Center Posts	LC	3014442. ①-②	6,280	8,810		
	Outset	LT	3014442. ①-②	9,300	12,380		
144	36	29	Inset	LM	3614429. ①-②	6,150	8,810
			Center Posts	LC	3614429. ①-②	7,390	10,280
			Outset	LT	3614429. ①-②	9,210	12,420
	36	Inset	LM	3614436. ①-②	6,390	9,090	
		Center Posts	LC	3614436. ①-②	7,590	10,510	
		Outset	LT	3614436. ①-②	9,540	12,810	
42	Inset	LM	3614442. ①-②	6,630	9,380		
	Center Posts	LC	3614442. ①-②	7,790	10,740		
	Outset	LT	3614442. ①-②	9,870	13,200		

To Order, Specify:

- ① List Model Code with either L3 or L11 Tabletop Edge
- ② Options (list in alphabetical order):

- CSI Industrial locking casters, add \$400 per table
- GB Non-Powered Grommet (Black), add \$40 list each
- GS Non-Powered Grommet (Silver), add \$40 list each



- WMAGB Magnetic Wire Manager (Black), add \$100 list
- WMAGS Magnetic Wire Manager (Silver), add \$100 list
- WMAGW Magnetic Wire Manager (White), add \$100 list

3. Finishes

- Laminate Color:
- Top Edge Color:
- Base Color:

4. Quantity of Tables

NOTE:

- 132"+ long tables are two-piece Tabletops
- Two-piece Tabletops are not grain matched due to limitations of materials
- LM model has four bases
- LC model has six posts legs
- LT model has four bases

Rectangle – 12' long tables



L X W	HEIGHT	BASE		MODEL CODE	L3 PRICE	L11 PRICE
		PLACEMENT				
144 42	29	Inset	LM	4214429. ①-②	6,580	9,490
		Center Posts	LC	4214429. ①-②	7,820	10,960
		Outset	LT	4214429. ①-②	9,830	13,340
36	36	Inset	LM	4214436. ①-②	6,820	9,780
		Center Posts	LC	4214436. ①-②	8,020	11,190
		Outset	LT	4214436. ①-②	10,160	13,730
42	42	Inset	LM	4214442. ①-②	7,060	10,060
		Center Posts	LC	4214442. ①-②	8,220	11,430
		Outset	LT	4214442. ①-②	10,490	14,120
144 48	29	Inset	LM	4814429. ①-②	6,580	9,490
		Center Posts	LC	4814429. ①-②	7,950	11,120
		Outset	LT	4814429. ①-②	10,160	13,730
36	36	Inset	LM	4814436. ①-②	6,820	9,780
		Center Posts	LC	4814436. ①-②	8,150	11,350
		Outset	LT	4814436. ①-②	10,490	14,120
42	42	Inset	LM	4814442. ①-②	7,060	10,060
		Center Posts	LC	4814442. ①-②	8,350	11,580
		Outset	LT	4814442. ①-②	10,820	14,510
144 60	29	Inset	LM	6014429. ①-②	7,190	10,500
		Center Posts	LC	6014429. ①-②	8,570	12,130
		Outset	LT	6014429. ①-②	10,980	14,980
36	36	Inset	LM	6014436. ①-②	7,440	10,790
		Center Posts	LC	6014436. ①-②	8,770	12,360
		Outset	LT	6014436. ①-②	11,310	15,370
42	42	Inset	LM	6014442. ①-②	7,680	11,080
		Center Posts	LC	6014442. ①-②	8,970	12,600
		Outset	LT	6014442. ①-②	11,640	15,760

To Order, Specify:

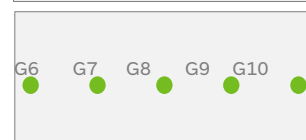
1. ① List Model Code with either L3 or L11 Tabletop Edge

2. ② Options (list in alphabetical order):

CSI Industrial locking casters, add \$400 per table

GB Non-Powered Grommet (Black), add \$40 list each

GS Non-Powered Grommet (Silver), add \$40 list each
Select Location Code



WMAGB Magnetic Wire Manager (Black), add \$100 list

WMAGS Magnetic Wire Manager (Silver), add \$100 list

WMAGW Magnetic Wire Manager (White), add \$100 list

3. Finishes

Laminate Color:

Top Edge Color:

Base Color:

4. Quantity of Tables

NOTE:

- 132"+ long tables are two-piece Tabletops
- Two-piece Tabletops are not grain matched due to limitations of materials
- LM model has four bases
- LC model has six posts legs
- LT model has four bases

Rectangle – 14' long tables

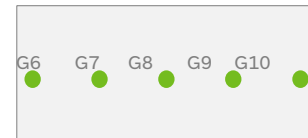


L X W	HEIGHT	BASE		MODEL CODE		L3 PRICE	L11 PRICE
		PLACEMENT					
168 30	29	Inset	LM	LM 3016829.	① - ②	5,460	8,000
		Center Posts	LC	LC 3016829.	① - ②	6,080	8,740
		Outset	LT	LT 3016829.	① - ②	8,570	11,680
36	36	Inset	LM	LM 3016836.	① - ②	5,680	8,260
		Center Posts	LC	LC 3016836.	① - ②	6,310	9,010
		Outset	LT	LT 3016836.	① - ②	9,060	12,270
42	42	Inset	LM	LM 3016842.	① - ②	5,900	8,520
		Center Posts	LC	LC 3016842.	① - ②	6,540	9,280
		Outset	LT	LT 3016842.	① - ②	9,560	12,850
168 36	29	Inset	LM	LM 3616829.	① - ②	7,170	10,200
		Center Posts	LC	LC 3616829.	① - ②	7,700	10,820
		Outset	LT	LT 3616829.	① - ②	9,520	12,970
36	36	Inset	LM	LM 3616836.	① - ②	7,440	10,510
		Center Posts	LC	LC 3616836.	① - ②	7,900	11,060
		Outset	LT	LT 3616836.	① - ②	9,850	13,360
42	42	Inset	LM	LM 3616842.	① - ②	7,700	10,820
		Center Posts	LC	LC 3616842.	① - ②	8,100	11,290
		Outset	LT	LT 3616842.	① - ②	10,180	13,750
168 42	29	Inset	LM	LM 4216829.	① - ②	7,690	11,040
		Center Posts	LC	LC 4216829.	① - ②	8,220	11,660
		Outset	LT	LT 4216829.	① - ②	10,230	14,040
36	36	Inset	LM	LM 4216836.	① - ②	7,950	11,350
		Center Posts	LC	LC 4216836.	① - ②	8,420	11,900
		Outset	LT	LT 4216836.	① - ②	10,560	14,430
42	42	Inset	LM	LM 4216842.	① - ②	8,220	11,660
		Center Posts	LC	LC 4216842.	① - ②	8,610	12,130
		Outset	LT	LT 4216842.	① - ②	10,890	14,820

To Order, Specify:

- ① List Model Code with either L3 or L11 Tabletop Edge
- ② Options (list in alphabetical order):

- CSI Industrial locking casters, add \$400 per table
- GB Non-Powered Grommet (Black), add \$40 list each
- GS Non-Powered Grommet (Silver), add \$40 list each



- WMAGB Magnetic Wire Manager (Black), add \$100 list
- WMAGS Magnetic Wire Manager (Silver), add \$100 list
- WMAGW Magnetic Wire Manager (White), add \$100 list

3. Finishes

- Laminate Color:
- Top Edge Color:
- Base Color:

4. Quantity of Tables

NOTE:

- 132"+ long tables are two-piece Tabletops
- Two-piece Tabletops are not grain matched due to limitations of materials
- LM model has four bases
- LC model has six posts legs
- LT model has four bases

Rectangle – 14' long tables



L X W	HEIGHT	BASE		MODEL CODE		L3 PRICE	L11 PRICE
		PLACEMENT					
168 48	29	Inset	LM	4816829.	①-②	7,690	11,040
		Center Posts	LC	4816829.	①-②	8,350	11,820
		Outset	LT	4816829.	①-②	10,560	14,430
36	36	Inset	LM	4816836.	①-②	7,950	11,350
		Center Posts	LC	4816836.	①-②	8,550	12,050
		Outset	LT	4816836.	①-②	10,890	14,820
42	42	Inset	LM	4816842.	①-②	8,220	11,660
		Center Posts	LC	4816842.	①-②	8,750	12,290
		Outset	LT	4816842.	①-②	11,220	15,210
168 60	29	Inset	LM	6016829.	①-②	8,400	12,230
		Center Posts	LC	6016829.	①-②	9,060	13,010
		Outset	LT	6016829.	①-②	11,470	15,850
36	36	Inset	LM	6016836.	①-②	8,670	12,540
		Center Posts	LC	6016836.	①-②	9,260	13,240
		Outset	LT	6016836.	①-②	11,800	16,240
42	42	Inset	LM	6016842.	①-②	8,930	12,850
		Center Posts	LC	6016842.	①-②	9,460	13,470
		Outset	LT	6016842.	①-②	12,130	16,630

To Order, Specify:

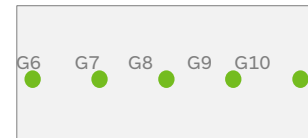
1. **①** List Model Code with either L3 or L11 Tabletop Edge

2. **②** Options (list in alphabetical order):

CSI Industrial locking casters, add \$400 per table

GB Non-Powered Grommet (Black), add \$40 list each

GS Non-Powered Grommet (Silver), add \$40 list each
Select Location Code



WMAGB Magnetic Wire Manager (Black), add \$100 list

WMAGS Magnetic Wire Manager (Silver), add \$100 list

WMAGW Magnetic Wire Manager (White), add \$100 list

3. **Finishes**

Laminate Color:

Top Edge Color:

Base Color:

4. **Quantity of Tables**

NOTE:

- 132"+ long tables are two-piece Tabletops
- Two-piece Tabletops are not grain matched due to limitations of materials
- LM model has four bases
- LC model has six posts legs
- LT model has four bases

Rectangle – 16' long tables



		BASE			L3	L11
L X W	HEIGHT	PLACEMENT	MODEL CODE		PRICE	PRICE
192 36	29	Inset	LM 3619229.	①-②	7,210	10,260
		Center Posts	LC 3619229.	①-②	7,730	10,880
		Outset	LT 3619229.	①-②	9,550	13,030
	36	Inset	LM 3619236.	①-②	7,470	10,570
		Center Posts	LC 3619236.	①-②	7,930	11,120
		Outset	LT 3619236.	①-②	9,880	13,420
	42	Inset	LM 3619242.	①-②	7,730	10,880
		Center Posts	LC 3619242.	①-②	8,130	11,350
		Outset	LT 3619242.	①-②	10,210	13,810
192 42	29	Inset	LM 4219229.	①-②	7,720	11,100
		Center Posts	LC 4219229.	①-②	8,250	11,720
		Outset	LT 4219229.	①-②	10,260	14,100
	36	Inset	LM 4219236.	①-②	7,990	11,410
		Center Posts	LC 4219236.	①-②	8,450	11,950
		Outset	LT 4219236.	①-②	10,590	14,490
	42	Inset	LM 4219242.	①-②	8,250	11,720
		Center Posts	LC 4219242.	①-②	8,650	12,190
		Outset	LT 4219242.	①-②	10,920	14,880
192 48	29	Inset	LM 4819229.	①-②	7,720	11,100
		Center Posts	LC 4819229.	①-②	8,380	11,880
		Outset	LT 4819229.	①-②	10,590	14,490
	36	Inset	LM 4819236.	①-②	7,990	11,410
		Center Posts	LC 4819236.	①-②	8,580	12,110
		Outset	LT 4819236.	①-②	10,920	14,880
	42	Inset	LM 4819242.	①-②	8,250	11,720
		Center Posts	LC 4819242.	①-②	8,780	12,340
		Outset	LT 4819242.	①-②	11,250	15,270
192 60	29	Inset	LM 6019229.	①-②	8,440	12,290
		Center Posts	LC 6019229.	①-②	9,100	13,070
		Outset	LT 6019229.	①-②	11,510	15,910
	36	Inset	LM 6019236.	①-②	8,700	12,600
		Center Posts	LC 6019236.	①-②	9,300	13,300
		Outset	LT 6019236.	①-②	11,840	16,300
	42	Inset	LM 6019242.	①-②	8,970	12,910
		Center Posts	LC 6019242.	①-②	9,490	13,530
		Outset	LT 6019242.	①-②	12,170	16,690

To Order, Specify:

- ① List Model Code with either L3 or L11 Tabletop Edge
- ② Options (list in alphabetical order):

- CSI Industrial locking casters, add \$400 per table
- GB Non-Powered Grommet (Black), add \$40 list each
- GS Non-Powered Grommet (Silver), add \$40 list each



- WMAGB Magnetic Wire Manager (Black), add \$100 list
- WMAGS Magnetic Wire Manager (Silver), add \$100 list
- WMAGW Magnetic Wire Manager (White), add \$100 list

3. Finishes

- Laminate Color:
- Top Edge Color:
- Base Color:

4. Quantity of Tables

NOTE:

- 132"+ long tables are two-piece Tabletops
- Two-piece Tabletops are not grain matched due to limitations of materials
- LM model has four bases
- LC model has six posts legs
- LT model has five bases

Rectangle – 18' long tables



L X W	HEIGHT	BASE		MODEL CODE	L3 PRICE	L11 PRICE
		PLACEMENT				
216 36	29	Inset	LM	3621629. ①-②	7,510	10,800
		Center Posts	LC	3621629. ①-②	8,040	11,430
		Outset	LT	3621629. ①-②	9,860	13,570
	36	Inset	LM	3621636. ①-②	7,780	11,120
		Center Posts	LC	3621636. ①-②	8,240	11,660
		Outset	LT	3621636. ①-②	10,190	13,960
	42	Inset	LM	3621642. ①-②	8,040	11,430
		Center Posts	LC	3621642. ①-②	8,440	11,900
		Outset	LT	3621642. ①-②	10,520	14,350
216 42	29	Inset	LM	4221629. ①-②	8,120	11,800
		Center Posts	LC	4221629. ①-②	8,650	12,420
		Outset	LT	4221629. ①-②	10,660	14,800
	36	Inset	LM	4221636. ①-②	8,380	12,110
		Center Posts	LC	4221636. ①-②	8,840	12,660
		Outset	LT	4221636. ①-②	10,990	15,190
	42	Inset	LM	4221642. ①-②	8,650	12,420
		Center Posts	LC	4221642. ①-②	9,040	12,890
		Outset	LT	4221642. ①-②	11,320	15,580
216 48	29	Inset	LM	4821629. ①-②	8,120	11,800
		Center Posts	LC	4821629. ①-②	8,780	12,580
		Outset	LT	4821629. ①-②	10,990	15,190
	36	Inset	LM	4821636. ①-②	8,380	12,110
		Center Posts	LC	4821636. ①-②	8,980	12,810
		Outset	LT	4821636. ①-②	11,320	15,580
	42	Inset	LM	4821642. ①-②	8,650	12,420
		Center Posts	LC	4821642. ①-②	9,170	13,050
		Outset	LT	4821642. ①-②	11,650	15,970
216 60	29	Inset	LM	6021629. ①-②	8,930	13,160
		Center Posts	LC	6021629. ①-②	9,590	13,940
		Outset	LT	6021629. ①-②	12,000	16,790
	36	Inset	LM	6021636. ①-②	9,200	13,470
		Center Posts	LC	6021636. ①-②	9,790	14,180
		Outset	LT	6021636. ①-②	12,330	17,180
	42	Inset	LM	6021642. ①-②	9,460	13,790
		Center Posts	LC	6021642. ①-②	9,990	14,410
		Outset	LT	6021642. ①-②	12,660	17,570

To Order, Specify:

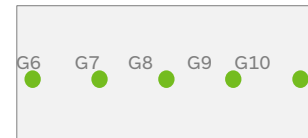
1. ① List Model Code with either L3 or L11 Tabletop Edge

2. ② Options (list in alphabetical order):

CSI Industrial locking casters, add \$400 per table

GB Non-Powered Grommet (Black), add \$40 list each

GS Non-Powered Grommet (Silver), add \$40 list each
Select Location Code



WMAGB Magnetic Wire Manager (Black), add \$100 list

WMAGS Magnetic Wire Manager (Silver), add \$100 list

WMAGW Magnetic Wire Manager (White), add \$100 list

3. Finishes

Laminate Color:

Top Edge Color:

Base Color:

4. Quantity of Tables

NOTE:

- 132"+ long tables are two-piece Tabletops
- Two-piece Tabletops are not grain matched due to limitations of materials
- LM model has five bases
- LC model has six posts legs
- LT model has five bases

Rectangle – 20' long tables



L X W	HEIGHT	BASE		MODEL CODE	L3 PRICE	L11 PRICE
		PLACEMENT				
240 36	29	Inset	LM	3624029. ①-②	7,550	10,860
		Center Posts	LC	3624029. ①-②	8,070	11,490
		Outset	LT	3624029. ①-②	9,890	13,630
	36	Inset	LM	3624036. ①-②	7,810	11,170
		Center Posts	LC	3624036. ①-②	8,270	11,720
		Outset	LT	3624036. ①-②	10,220	14,020
	42	Inset	LM	3624042. ①-②	8,070	11,490
		Center Posts	LC	3624042. ①-②	8,470	11,950
		Outset	LT	3624042. ①-②	10,550	14,410
240 42	29	Inset	LM	4224029. ①-②	8,150	11,860
		Center Posts	LC	4224029. ①-②	8,680	12,480
		Outset	LT	4224029. ①-②	10,690	14,860
	36	Inset	LM	4224036. ①-②	8,420	12,170
		Center Posts	LC	4224036. ①-②	8,880	12,710
		Outset	LT	4224036. ①-②	11,020	15,250
	42	Inset	LM	4224042. ①-②	8,680	12,480
		Center Posts	LC	4224042. ①-②	9,080	12,950
		Outset	LT	4224042. ①-②	11,350	15,640
240 48	29	Inset	LM	4824029. ①-②	8,150	11,860
		Center Posts	LC	4824029. ①-②	8,810	12,640
		Outset	LT	4824029. ①-②	11,020	15,250
	36	Inset	LM	4824036. ①-②	8,420	12,170
		Center Posts	LC	4824036. ①-②	9,010	12,870
		Outset	LT	4824036. ①-②	11,350	15,640
	42	Inset	LM	4824042. ①-②	8,680	12,480
		Center Posts	LC	4824042. ①-②	9,210	13,100
		Outset	LT	4824042. ①-②	11,680	16,030
240 60	29	Inset	LM	6024029. ①-②	8,970	13,220
		Center Posts	LC	6024029. ①-②	9,630	14,000
		Outset	LT	6024029. ①-②	12,030	16,850
	36	Inset	LM	6024036. ①-②	9,230	13,530
		Center Posts	LC	6024036. ①-②	9,820	14,240
		Outset	LT	6024036. ①-②	12,360	17,240
	42	Inset	LM	6024042. ①-②	9,490	13,850
		Center Posts	LC	6024042. ①-②	10,020	14,470
		Outset	LT	6024042. ①-②	12,690	17,630

To Order, Specify:

- ① List Model Code with either L3 or L11 Tabletop Edge
- ② Options (list in alphabetical order):

- CSI Industrial locking casters, add \$400 per table
- GB Non-Powered Grommet (Black), add \$40 list each
- GS Non-Powered Grommet (Silver), add \$40 list each



- WMAGB Magnetic Wire Manager (Black), add \$100 list
- WMAGS Magnetic Wire Manager (Silver), add \$100 list
- WMAGW Magnetic Wire Manager (White), add \$100 list

3. Finishes

- Laminate Color:
- Top Edge Color:
- Base Color:

4. Quantity of Tables

NOTE:

- 132"+ long tables are two-piece Tabletops
- Two-piece Tabletops are not grain matched due to limitations of materials
- LM model has five bases
- LC model has eight posts legs
- LT model has six bases

Square



L X W	HEIGHT	MODEL CODE	L3 PRICE	L11 PRICE
36	36	29	LT 363629. ① - ②	3,200 3,980
	36	LT 363636. ① - ②	3,330	4,140
	42	LT 363642. ① - ②	3,470	4,300
<hr/>				
42	42	29	LT 424229. ① - ②	3,530 4,450
	36	LT 424236. ① - ②	3,660	4,600
	42	LT 424242. ① - ②	3,800	4,760
<hr/>				
48	48	29	LT 484829. ① - ②	3,670 4,620
	36	LT 484836. ① - ②	3,810	4,770
	42	LT 484842. ① - ②	3,940	4,930
<hr/>				
60	60	29	LT 606029. ① - ②	4,170 5,600
	36	LT 606036. ① - ②	4,300	5,750
	42	LT 606042. ① - ②	4,430	5,910

To Order, Specify:

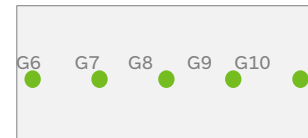
1. ① List Model Code with either L3 or L11 Tabletop Edge

2. ② Options (list in alphabetical order):

CSI Industrial locking casters, add \$400 per table

GB Non-Powered Grommet (Black), add \$40 list each

GS Non-Powered Grommet (Silver), add \$40 list each
Select Location Code



WMAGB Magnetic Wire Manager (Black), add \$100 list

WMAGS Magnetic Wire Manager (Silver), add \$100 list

WMAGW Magnetic Wire Manager (White), add \$100 list

3. Finishes

Laminate Color:

Top Edge Color:

Base Color:

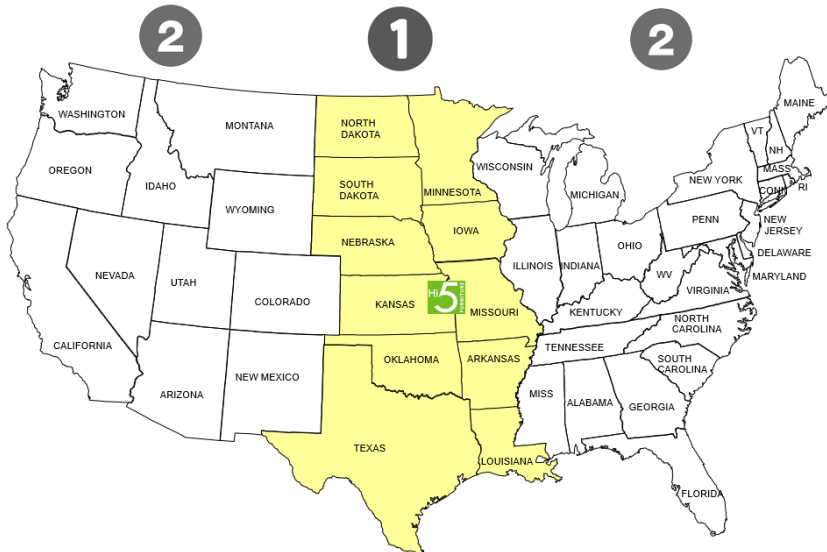
4. Quantity of Tables

NIM PRICE BOOK

Effective 03/01/2023



Freight Program



Yellow - Zone 1 Prepaid Freight on orders over \$3000 NET
Orders under \$3000 NET - Add \$300 NET to order

White - Zone 2 Prepaid Freight on orders over \$6000 NET
Orders under \$6000 NET - Add \$600 NET to order

Statement of Line

No Modesty Panel



30" high Levelers

30" high Casters

30" high Nesting

36" high Levelers

36" high Casters

36" high Nesting

Modesty Panel



30" high Levelers

30" high Casters

30" high Nesting

36" high Levelers

36" high Casters

36" high Nesting



Model Code: M1



Model Code: M4



Model Code: M2



Model Code: M5



Model Code: M3



Model Code: M6

Modesty Panel Specifications. 9" high x 18GA steel panels are free swinging.

STATIONARY TABLE PANEL LENGTHS

48" long stationary table panels are 45.5" long
 60" long stationary table panels are 57.5" long
 72" long stationary table panels are 69.5" long

NESTING TABLE PANEL LENGTHS

48" long nesting table panels are 38.5" long
 60" long nesting table panels are 50.5" long
 72" long nesting table panels are 62.5" long

Statement of Line



Round Top
18" high
Levelers



Round Top
18" high
Casters



Square Top
18" high
Levelers



Square Top
18" high
Casters



Round Top
30" high
Levelers



Round Top
30" high
Casters



Round Top
36" high
Levelers



Round Top
36" high
Casters



Round Top
42" high
Levelers



Round Top
42" high
Casters



Square Top
30" high
Levelers



Square Top
30" high
Casters



Square Top
36" high
Levelers



Square Top
36" high
Casters



Square Top
42" high
Levelers



Square Top
42" high
Casters



Rectangle Top
30" high
Levelers



Rectangle Top
30" high
Casters



Rectangle Top
36" high
Levelers



Rectangle Top
36" high
Casters



Rectangle Top
42" high
Levelers



Rectangle Top
42" high
Casters



Rectangle Top
30" high
Levelers



Rectangle Top
30" high
Casters



Rectangle Top
36" high
Levelers



Rectangle Top
36" high
Casters



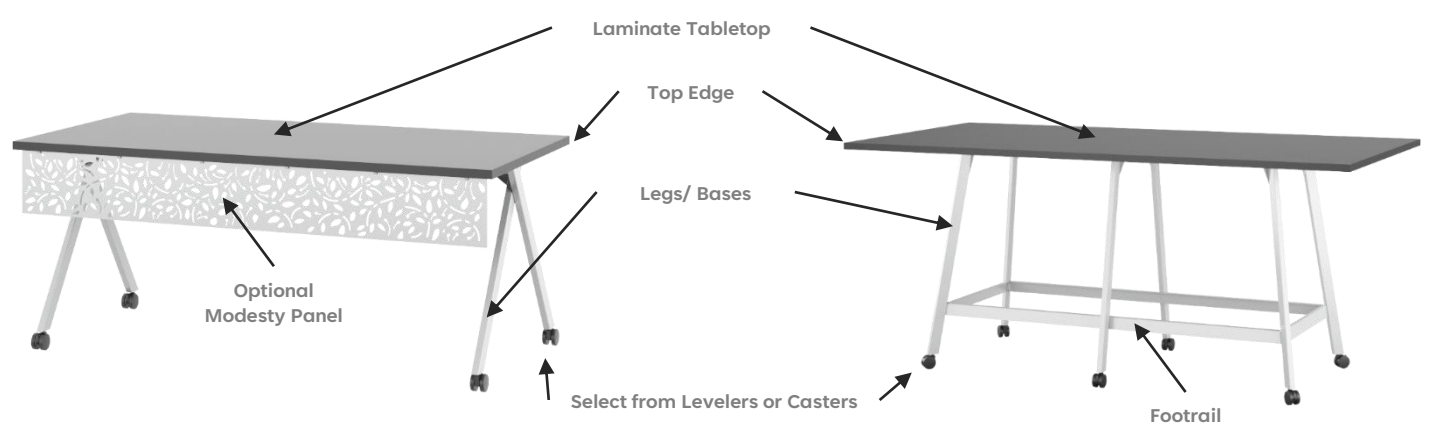
Rectangle Top
42" high
Levelers



Rectangle Top
42" high
Casters

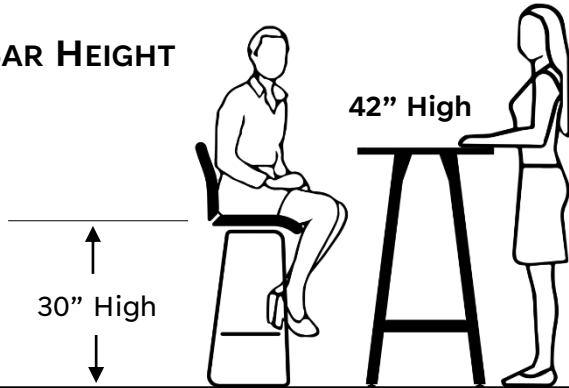
Email PO to Sales@Hi5Furniture.com

			<u>LIST PRICE</u>
STEP 1	List Model Code of Table	NM 723030N.L3	\$1,920
STEP 2	List Options (in alphabetical order)	PSL1L.W-12-PkL (White Linking Slick Power)	\$560
		Location PkL	
		TG-A (Table Gangers)	\$200
		Location A	
		WMAGW (Magnetic Wire Manager)	\$100
MODEL CODE WITH OPTIONS:		NM 723030N.L3 - PSL1L.W-12-PkL-TG-A-WMAGW	\$2,780 LIST PRICE PER TABLE
STEP 3	List Finishes		
	Top Laminate Name & Number: WA Designer White D354-60		
	Top Edge Color: Designer White		
	Bases Color: Black [BK]		
STEP 4	List the Quantity of Tables	Qty. 10	x 10
			\$13,700 Total List Price



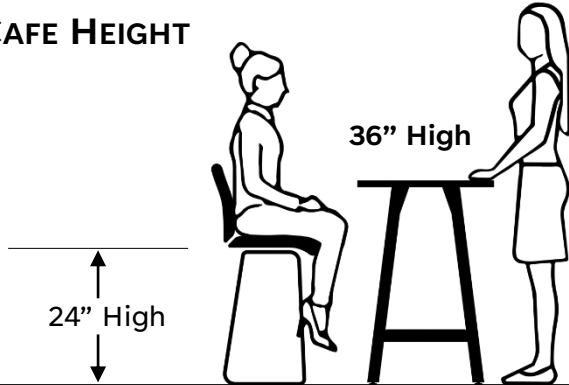
Casters do not change the height of the table

BAR HEIGHT



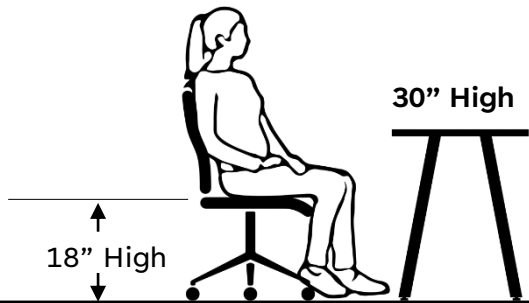
Bar Height Tables are 42" high
Specify with 28" to 30" high seat pan height

CAFE HEIGHT



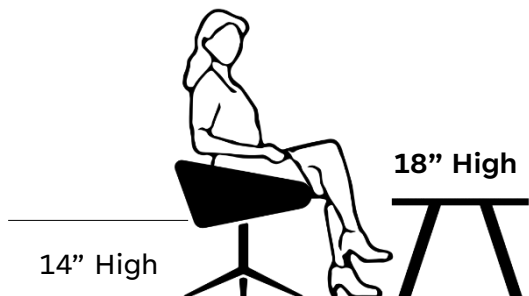
Café Height Tables are 36" high
Specify with 24" to 26" high seat pan height

SEATED HEIGHT



Seated Height Tables are 30" high
Specify with 17" to 18" high seat pan height

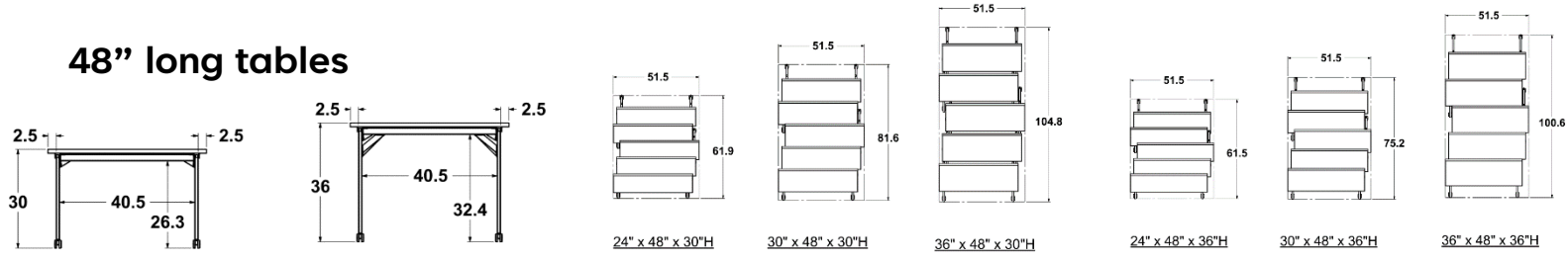
LOUNGE HEIGHT



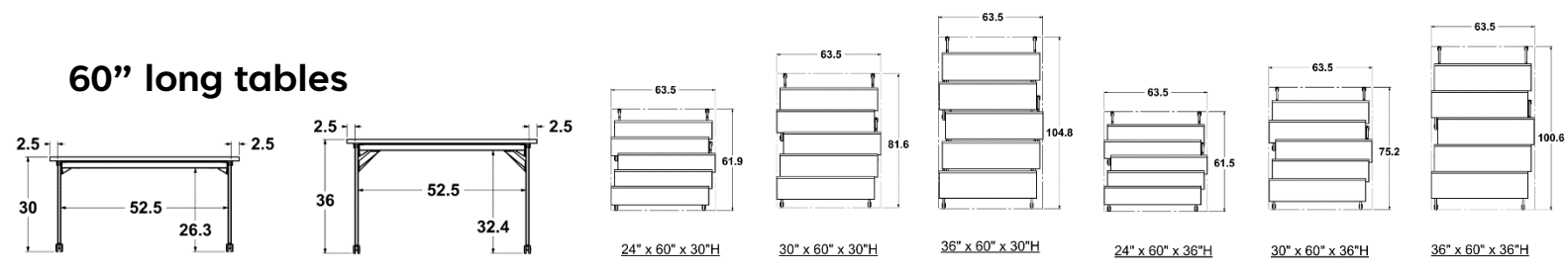
Lounge Tables are 18" high
Specify with 14" to 18" high seat pan height

Nesting Table Information

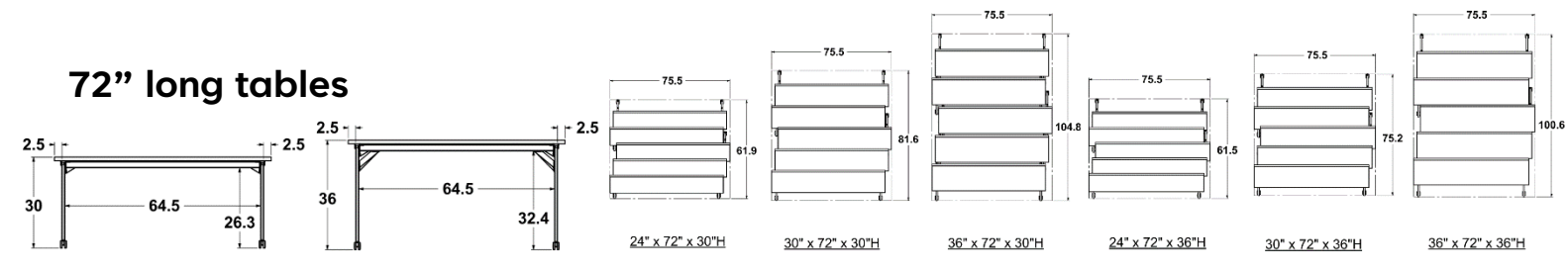
48" long tables



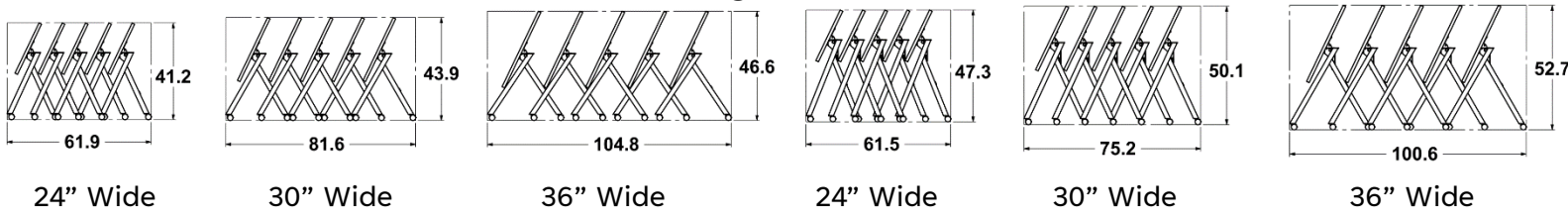
60" long tables



72" long tables



Dimensions based on width and height of tables



Options



Loop Claims com standard with all Power

Four clips are provided with every power box to secure cables under the tabletop.

Magnetic wire manager

1" deep X 2" wide x 17.75" tall; 22GA steel with open slot to accommodate any cable. It weighs 1 lbs. Available in Black, White or Silver.



Non-powered round plastic grommet

Plastic grommet. Tables are cut at factory for correct hole size. Field installed. Available in Black or Silver



Bag Hook

Black 14GA bent steel hook holds up to 100 lbs. and can be placed anywhere under your table. Field installed.



Table gangers

Simply twist and lock in place. Factory installed.



Recommended Power for each Style of Table

LEARN.



Training Style Tables– select Zest or Pearl

EAT.



Round and Square Tables Tables– select Glow or Halo

GATHER.



Meeting or Collaboration Tables– select Slick or Wink

4' + 5' long tables



L X W	HEIGHT	FUNCTION	MODEL CODE	LIST PRICE
-------	--------	----------	------------	------------

48	24	30	NM 482430.L3 - 2	1,070
		30 Nesting	NM 482430N.L3 - 2	1,680
		36	NM 482436.L3 - 2	1,250
		36 Nesting	NM 482436N.L3 - 2	1,850
48	30	30	NM 483030.L3 - 2	1,185
		30 Nesting	NM 483030N.L3 - 2	1,775
		36	NM 483036.L3 - 2	1,360
		36 Nesting	NM 483036N.L3 - 2	1,950
48	36	30	NM 483630.L3 - 2	1,240
		30 Nesting	NM 483630N.L3 - 2	1,830
		36	NM 483636.L3 - 2	1,415
		36 Nesting	NM 483636N.L3 - 2	2,000

60	24	30	NM 602430.L3 - 2	1,135
		30 Nesting	NM 602430N.L3 - 2	1,745
		36	NM 602436.L3 - 2	1,310
		36 Nesting	NM 602436N.L3 - 2	1,920
60	30	30	NM 603030.L3 - 2	1,245
		30 Nesting	NM 603030N.L3 - 2	1,805
		36	NM 603036.L3 - 2	1,425
		36 Nesting	NM 603036N.L3 - 2	2,010
60	36	30	NM 603630.L3 - 2	1,245
		30 Nesting	NM 603630N.L3 - 2	1,805
		36	NM 603636.L3 - 2	1,425
		36 Nesting	NM 603636N.L3 - 2	2,015



L X W	HEIGHT	FUNCTION	MODEL CODE	LIST PRICE
-------	--------	----------	------------	------------

60	42	30	NM 604230.L3 - 2	1,660
		36	NM 604236.L3 - 2	1,840
		42	NM 604242.L3 - 2	1,840
60	48	30	NM 604830.L3 - 2	1,975
		36	NM 604836.L3 - 2	2,325
		42	NM 604842.L3 - 2	2,325

To Order, Specify:



1. List Model Code

2. 2 Options (list in alphabetical order):

CS Casters, add \$200 list per table
Nesting Tables come with Locking Casters

CSH Casters for Hard Floors, add \$200 list per table

GB Grommet (Black), add \$40 list each
GS Grommet (Silver), add \$40 list each
Select Location Code



HOOK Bag Hook, add \$20 list each

TG Table Gangers, add \$200 list per table
Select Location Code



M1 Modesty Panel, add \$340 list each
M2 Modesty Panel, add \$340 list each
M3 Modesty Panel, add \$340 list each
M4 Modesty Panel, add \$340 list each
M5 Modesty Panel, add \$340 list each
M6 Modesty Panel, add \$340 list each

WMAGB Magnetic Wire Manager (Black), add \$100 list

WMAGS Magnetic Wire Manager (Silver), add \$100 list

WMAGW Magnetic Wire Manager (White), add \$100 list

3. Finishes

Laminate Color:

Top Edge Color:

Base Color:

Modesty Panel Color (if applicable):

4. Quantity of Tables

NOTES:

- Nesting Tables come with Locking Casters
- Modesty Panels for Nesting Tables are set in 5" on either side of table

6' long tables



L X W	HEIGHT	FUNCTION	MODEL CODE	LIST PRICE
72	24		NM 722430.L3 - ②	1,330
	30	Nesting	NM 722430N.L3 - ②	1,800
	36		NM 722436.L3 - ②	1,375
	36	Nesting	NM 722436N.L3 - ②	1,985
72	30		NM 723030.L3 - ②	1,325
	30	Nesting	NM 723030N.L3 - ②	1,920
	36		NM 723036.L3 - ②	1,500
	36	Nesting	NM 723036N.L3 - ②	2,100
72	36		NM 723630.L3 - ②	1,500
	30	Nesting	NM 723630N.L3 - ②	2,085
	36		NM 723636.L3 - ②	1,670
	36	Nesting	NM 723636N.L3 - ②	2,265



L X W	HEIGHT	FUNCTION	MODEL CODE	LIST PRICE
72	42		NM 724230.L3 - ②	1,770
	36		NM 724236.L3 - ②	1,945
	42		NM 724242.L3 - ②	1,945
72	48		NM 724830.L3 - ②	2,080
	36		NM 724836.L3 - ②	2,430
	42		NM 724842.L3 - ②	2,430
72	60		NM 726030.L3 - ②	2,300
	36		NM 726036.L3 - ②	2,650
	42		NM 726042.L3 - ②	2,655

To Order, Specify:

1. List Model Code

2. ② Options (list in alphabetical order):

CS Casters, add \$200 list per table
Nesting Tables come with Locking Casters

CSH Casters for Hard Floors, add \$200 list per table

GB Grommet (Black), add \$40 list each
 GS Grommet (Silver), add \$40 list each
 Select Location Code



HOOK Bag Hook, add \$20 list each

TG Table Gangers, add \$200 list per table
 Select Location Code



M1 Modesty Panel, add \$400 list each
 M2 Modesty Panel, add \$400 list each
 M3 Modesty Panel, add \$400 list each
 M4 Modesty Panel, add \$400 list each
 M5 Modesty Panel, add \$400 list each
 M6 Modesty Panel, add \$400 list each

WMAGB Magnetic Wire Manager (Black), add \$100 list
 WMAGS Magnetic Wire Manager (Silver), add \$100 list
 WMAGW Magnetic Wire Manager (White), add \$100 list

3. Finishes

Laminate Color:
 Top Edge Color:
 Base Color:
 Modesty Panel Color (if applicable):

4. Quantity of Tables

NOTES:

- Nesting Tables come with Locking Casters
- Modesty Panels for Nesting Tables are set in 5" on either side of table

7' + 8' long tables



L	W	HEIGHT	MODEL CODE	LIST PRICE
84	30	30	NM 843030.L3 - ②	1,550
		36	NM 843036.L3 - ②	1,725
		42	NM 843042.L3 - ②	1,725
84	36	30	NM 843630.L3 - ②	2,080
		36	NM 843636.L3 - ②	2,430
		42	NM 843642.L3 - ②	2,430
84	42	30	NM 844230.L3 - ②	2,280
		36	NM 844236.L3 - ②	2,630
		42	NM 844242.L3 - ②	2,630
84	48	30	NM 844830.L3 - ②	2,280
		36	NM 844836.L3 - ②	2,630
		42	NM 844842.L3 - ②	2,630
84	60	30	NM 846030.L3 - ②	2,560
		36	NM 846036.L3 - ②	2,915
		42	NM 846042.L3 - ②	2,915
96	30	30	NM 963030.L3 - ②	1,885
		36	NM 963036.L3 - ②	2,150
		42	NM 963042.L3 - ②	2,150
96	36	30	NM 963630.L3 - ②	2,100
		36	NM 963636.L3 - ②	2,450
		42	NM 963642.L3 - ②	2,450
96	42	30	NM 964230.L3 - ②	2,285
		36	NM 964236.L3 - ②	2,640
		42	NM 964242.L3 - ②	2,640
96	48	30	NM 964830.L3 - ②	2,300
		36	NM 964836.L3 - ②	2,655
		42	NM 964962.L3 - ②	2,655
96	60	30	NM 966030.L3 - ②	2,570
		36	NM 966036.L3 - ②	2,920
		42	NM 966042.L3 - ②	2,920

To Order, Specify:



1. List Model Code

2. ② Options (list in alphabetical order):

CS Casters, add \$200 list per table
Nesting Tables come with Locking Casters

CSH Casters for Hard Floors, add \$200 list per table

GB Grommet (Black), add \$40 list each
GS Grommet (Silver), add \$40 list each
Select Location Code



HOOK Bag Hook, add \$20 list each

TG Table Gangers, add \$200 list per table
Select Location Code



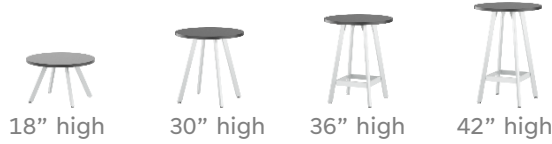
WMAGB Magnetic Wire Manager (Black), add \$100 list
WMAGS Magnetic Wire Manager (Silver), add \$100 list
WMAGW Magnetic Wire Manager (White), add \$100 list

3. Finishes

Laminate Color:
Top Edge Color:
Base Color:

4. Quantity of Tables

Round tables



DIAMETER X HEIGHT		MODEL CODE	LIST PRICE
24	18	NM 2418RD.L3 - ②	900
24	30	NM 2430RD.L3 - ②	915
24	36	NM 2436RD.L3 - ②	1,000
24	42	NM 2442RD.L3 - ②	1,000
30	18	NM 3018RD.L3 - ②	980
30	30	NM 3030RD.L3 - ②	995
30	36	NM 3036RD.L3 - ②	1,080
30	42	NM 3042RD.L3 - ②	1,080
36	18	NM 3618RD.L3 - ②	1,050
36	30	NM 3630RD.L3 - ②	1,065
36	36	NM 3636RD.L3 - ②	1,150
36	42	NM 3642RD.L3 - ②	1,150
42	18	NM 4218RD.L3 - ②	1,250
42	30	NM 4230RD.L3 - ②	1,270
42	36	NM 4236RD.L3 - ②	1,360
42	42	NM 4242RD.L3 - ②	1,360
48	18	NM 4818RD.L3 - ②	1,330
48	30	NM 4830RD.L3 - ②	1,350
48	36	NM 4836RD.L3 - ②	1,440
48	42	NM 4842RD.L3 - ②	1,440
60	18	NM 6018RD.L3 - ②	2,200
60	30	NM 6030RD.L3 - ②	2,220
60	36	NM 6036RD.L3 - ②	2,520
60	42	NM 6042RD.L3 - ②	2,520

To Order, Specify:

- List Model Code
- ② Options (list in alphabetical order):

- CS Casters, add \$200 list per table
Nesting Tables come with Locking Casters
- CSH Casters for Hard Floors, add \$200 list per table
- GB Grommet (Black), add \$40 list each
- GS Grommet (Silver), add \$40 list each
- HOOK Bag Hook, add \$20 list each
- WMAGB Magnetic Wire Manager (Black), add \$100 list
- WMAGS Magnetic Wire Manager (Silver), add \$100 list
- WMAGW Magnetic Wire Manager (White), add \$100 list

3. Finishes

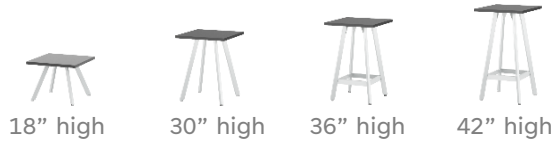
- Laminate Color:
- Top Edge Color:
- Base Color:

4. Quantity of Tables



Magnetic Wire Manager Shown.

Square tables



L	X	W	X	HEIGHT	MODEL CODE	LIST PRICE
24	24	18			NM 242418.L3 - ②	800
24	24	30			NM 242430.L3 - ②	815
24	24	36			NM 242436.L3 - ②	900
24	24	42			NM 242442.L3 - ②	900
30	30	18			NM 303018.L3 - ②	900
30	30	30			NM 303030.L3 - ②	915
30	30	36			NM 303036.L3 - ②	1,000
30	30	42			NM 303042.L3 - ②	1,000
36	36	18			NM 363618.L3 - ②	1,030
36	36	30			NM 363630.L3 - ②	1,050
36	36	36			NM 363636.L3 - ②	1,475
36	36	42			NM 363642.L3 - ②	1,475
42	42	18			NM 424218.L3 - ②	1,280
42	42	30			NM 424230.L3 - ②	1,300
42	42	36			NM 424236.L3 - ②	1,385
42	42	42			NM 424242.L3 - ②	1,385
48	48	18			NM 484818.L3 - ②	1,300
48	48	30			NM 484830.L3 - ②	1,315
48	48	36			NM 484836.L3 - ②	1,400
48	48	42			NM 484842.L3 - ②	1,400

To Order, Specify:

1. List Model Code

2. ② Options (list in alphabetical order):

- CS Casters, add \$200 list per table
Nesting Tables come with Locking Casters
- CSH Casters for Hard Floors, add \$200 list per table
- GB Grommet (Black), add \$40 list each
- GS Grommet (Silver), add \$40 list each
- HOOK Bag Hook, add \$20 list each
- TG Table Gangers, add \$200 list per table
Select Location Code
- WMAGB Magnetic Wire Manager (Black), add \$100 list
- WMAGS Magnetic Wire Manager (Silver), add \$100 list
- WMAGW Magnetic Wire Manager (White), add \$100 list

3. Finishes

- Laminate Color:
- Top Edge Color:
- Base Color:

4. Quantity of Tables



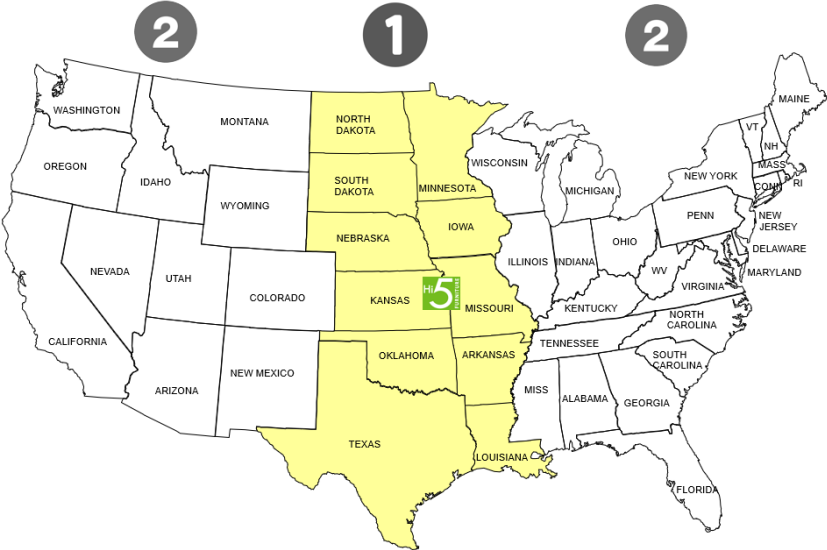
Magnetic Wire Manager Shown.

RETHA PRICE BOOK

Effective 03/01/2023



Freight Program



Yellow - Zone 1 Prepaid Freight on orders over \$3000 NET
Orders under \$3000 NET - Add \$300 NET to order

White - Zone 2 Prepaid Freight on orders over \$6000 NET
Orders under \$6000 NET - Add \$600 NET to order

RESIDENTIAL DELIVERY ONLY AVAILABLE FOR RETHA TABLES
Ships UPS ground for \$70 NET charge per table.
This applies to order that have 1-4 tables only.

Statement of Line



METAL BASE COLOR CHOICES

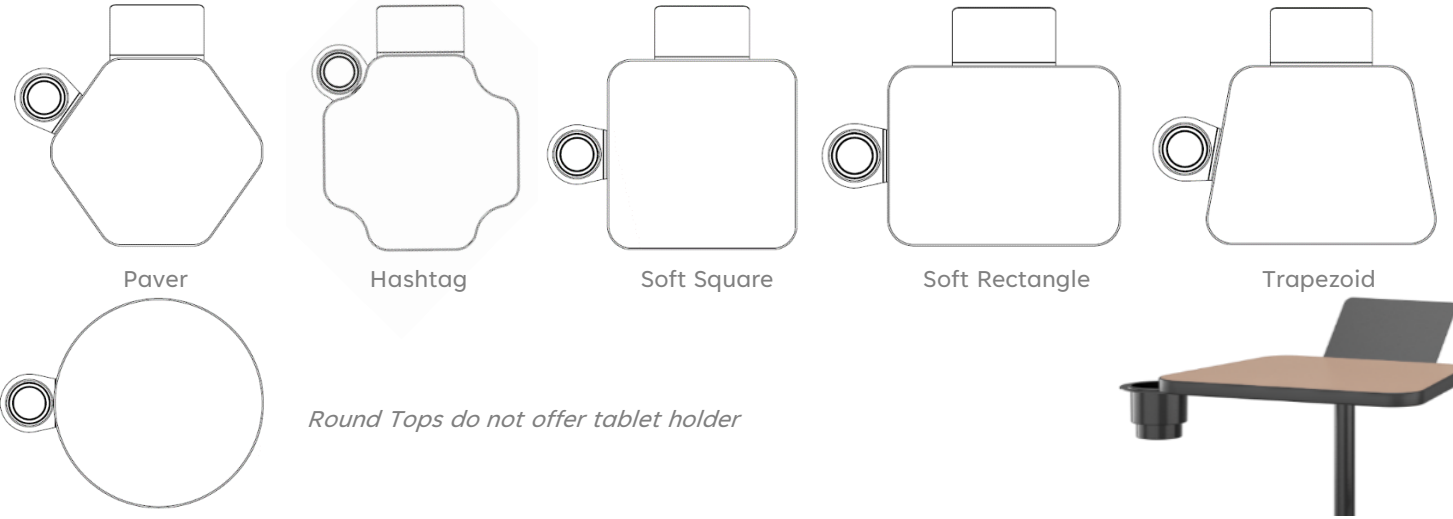


Black Silver Designer White



Soft Rectangle Rectangle Base Paver Rectangle Base Trapezoid Rectangle Base

Optional Cup and Tablet Holder Locations



Round Tops do not offer tablet holder

Email PO to Sales@Hi5Furniture.com

LIST PRICE

STEP 1	List Model Code of Table	RA3 1418 SR.L73	\$1,200
STEP 2	List Options (in alphabetical order)	CUP	\$100
		HOOK	\$20
		TABW	_____ \$100

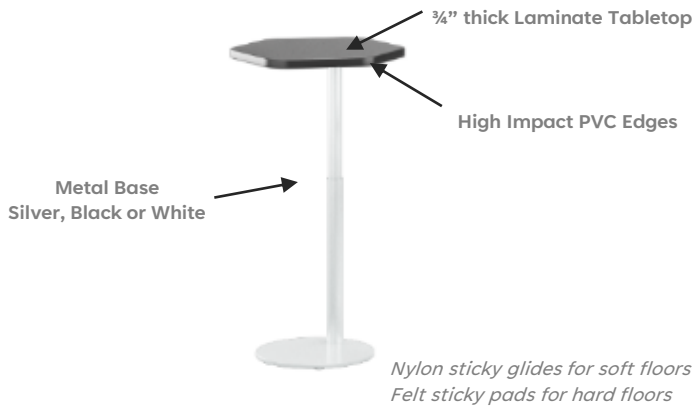
MODEL CODE WITH OPTIONS: RA3 1418 SR.L73-CUP-HOOK-TABW

\$1,420 LIST PRICE PER TABLE

STEP 3	List Finishes	
	Top Laminate Name & Number	WA Designer White D354-60
	Top Edge Color	Designer White
	Metal Color	Black [BK]

STEP 4	List the Quantity of Tables	Qty. 30
--------	-----------------------------	---------

x 30
 \$42,600 Sub-Total List Price for Order
 _____ 0 Freight (if applicable)
 \$42,600 Total List Price for Order



Height Adjustable



R1 Base



R2 Base



R3 Base

W X L	HEIGHT RANGE	TOP SHAPE	WEIGHT CAPACITY	MODEL CODE	LIST PRICE
18 Round	21" – 31"	Round	25 lbs.	RA1 18 RD.L73- 2	1,200
18 x 18	21" – 31"	Hashtag	25 lbs.	RA1 1818 HG.L73- 2	1,200
16 x 18	21" – 31"	Paver	25 lbs.	RA1 1618 PR.L73- 2	1,200
16 x 16	21" – 31"	Soft Square	25 lbs.	RA2 1616 SS.L73- 2	1,200
18 x 18	21" – 31"	Hashtag	25 lbs.	RA2 1818 HG.L73- 2	1,200
16 x 18	21" – 31"	Paver	25 lbs.	RA2 1618 PR.L73- 2	1,200
14 x 18	21" – 31"	Soft Rectangle	25 lbs.	RA3 1418 SR.L73- 2	1,200
14 x 18	21" – 31"	Soft Trapezoid	25 lbs.	RA3 1418 ST.L73- 2	1,200
16 x 18	21" – 31"	Paver	25 lbs.	RA3 1618 PR.L73- 2	1,200

To Order, Specify:

1. List Model Code

2. **2** Options (list in alphabetical order):

CUP Swivel Black Cup Holder, add \$100 list each

HOOK Bag Hook, add \$20 list per hook

TABB Tablet Holder (Black), add \$100 list each

TABS Tablet Holder (Silver), add \$100 list each

TABW Tablet Holder (White), add \$100 list each

3. Finishes

Laminate Color:

Top Edge Color:

Base Color: BK, SL, DW

METAL BASE FINISH OPTIONS



Black [BK]



Silver [SL]



Designer White [DW]

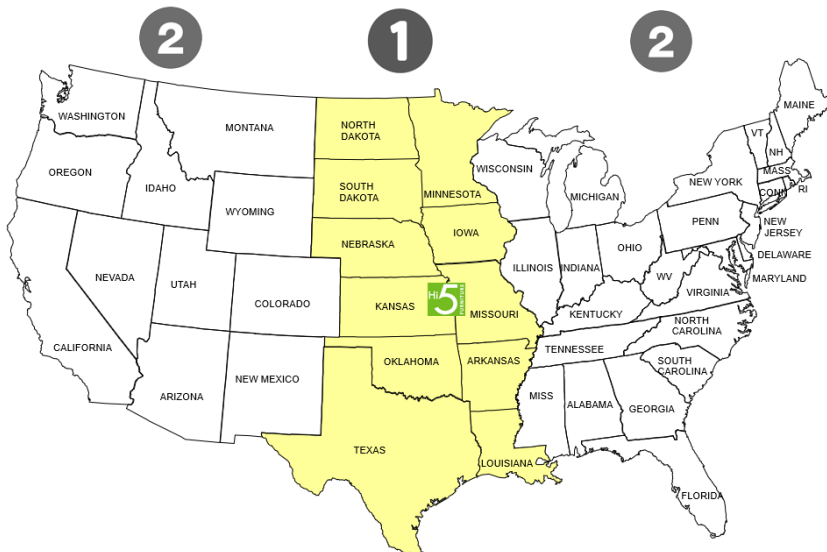
4. Quantity of Tables

SUPREME PRICE BOOK

Effective 03/01/2023



Freight Program



Yellow - Zone 1 Prepaid Freight on orders over \$3000 NET
Orders under \$3000 NET - Add \$300 NET to order

White - Zone 2 Prepaid Freight on orders over \$6000 NET
Orders under \$6000 NET - Add \$600 NET to order

Statement of Line



Boat Shaped



Crescent Shaped



D-Shape



Elliptical Table



Y2 Base with Guitar Pick Top



X4 Base with Guitar Pick Top



Half Round



Racetrack



Nesting Tables



Rectangle



Folding Tables



Rectangle with T2 Bases



Y Style Bases



Y Style Bases



Trapezoid with T Base



Tele-wedge with T2 Bases



Nesting



Occasional



Round Top



Round Top



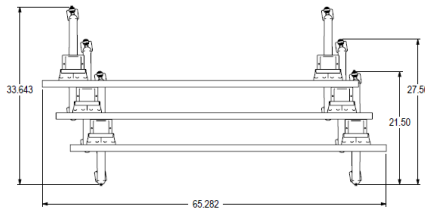
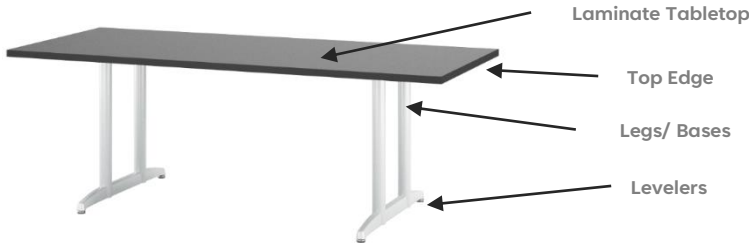
Square with X Base



X4 Bar Height Base

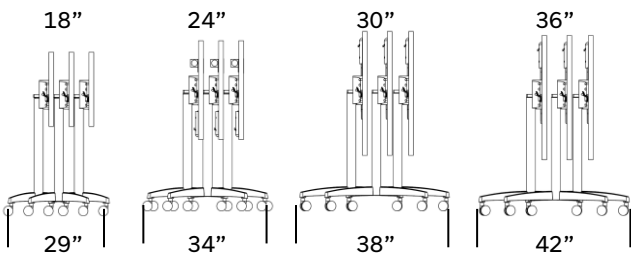
Email PO to Sales@Hi5Furniture.com

			<u>LIST PRICE</u>
STEP 1	List Model Code of Table	SPT1 307229 REN.T.L3	\$2,400
STEP 2	List Options (in alphabetical order)	PSL1L.W-12-PkL (White Linking Slick Power) Location PkL TG-A (Table Gangers) Location A WB (Cable base with hole)	\$560 \$200 \$100
MODEL CODE WITH OPTIONS: SPT1 307229 REN.T.L3- PSL1L.W-12-PkL-TG-A-WB			\$3,260 LIST PRICE PER TABLE
STEP 3	List Finishes Top Laminate Name & Number: WA Designer White D354-60 Top Edge Color: Designer White Bases Color: Black [BK]		
STEP 4	List the Quantity of Tables	Qty. 10	x 10 32,600 Total List Price

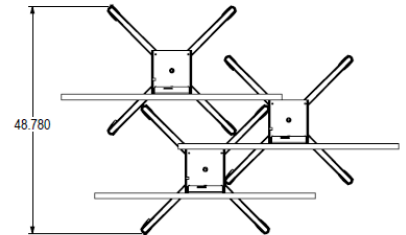


Three 24" x 60" x 29" high tables nested together; side and top view

- Rectangle Flip-Top Nesting Tables
- Seated or Bar Height options
 - One person handling



- Round Flip-Top Nesting Tables
- Seated or Bar Height options
 - One person handling



Three 48" Round x 29" high tables nested together; side and top view

Crescent, Half Round and Trapezoid tables



L X W	HEIGHT	SHAPE	FUNCTION	MODEL CODE	PRICE
48 24	29	Crescent		SPT1 244829 CR S.L3 - 2	2,240
48 24	29	Crescent	Nesting	SPT1 244829 CR N.L3 - 2	3,040
60 30	29	Crescent		SPT1 306029 CR S.L3 - 2	2,880
60 30	29	Crescent	Nesting	SPT1 306029 CR N.L3 - 2	3,690
72 36	29	Crescent		SPT1 367229 CR S.L3 - 2	3,440



L X W	HEIGHT	SHAPE	FUNCTION	MODEL CODE	PRICE
48 24	29	Half Round		SPT1 244829 HR S.L3 - 2	1,550
48 24	29	Half Round	Nesting	SPT1 244829 HR N.L3 - 2	2,380
60 30	29	Half Round		SPT1 306029 HR S.L3 - 2	1,790
60 30	29	Half Round	Nesting	SPT1 306029 HR N.L3 - 2	2,570
72 36	29	Half Round		SPT1 367229 HR S.L3 - 2	2,160
72 36	29	Half Round	Nesting	SPT1 367229 HR N.L3 - 2	2,940



L X W	HEIGHT	SHAPE	FUNCTION	MODEL CODE	PRICE
48 24	29	Trapezoid		SPT1 244829 TZ S.L3 - 2	1,710
48 24	29	Trapezoid	Nesting	SPT1 244829 TZ N.L3 - 2	2,610
60 30	29	Trapezoid		SPT1 306029 TZ S.L3 - 2	1,960
60 30	29	Trapezoid	Nesting	SPT1 306029 TZ N.L3 - 2	2,830
72 36	29	Trapezoid		SPT1 367229 TZ S.L3 - 2	2,380
72 36	29	Trapezoid	Nesting	SPT1 367229 TZ N.L3 - 2	3,230

To Order, Specify:

1. List Model Code

2. 2 Options (list in alphabetical order):

- CR Polished chrome (T, Y and X Bases), add \$160 per base
- CSH Locking casters for hard floors, add \$50 per caster
- CS Locking casters for soft floors, add \$50 per caster
Nesting tables come with these locking casters
- GB Non-Powered Grommet (Black), add \$40 list each
- GS Non-Powered Grommet (Silver), add \$40 list each
Email drawing layout with your PO to include Grommet Locations
- QR Leveling Gangers, add \$300 list per table
- TG Table Gangers, add \$200 list per table
Email drawing layout with your PO to include Locations
- WB One Cable base with hole, add \$100 list per table

3. Finishes

- Laminate Color:
- Top Edge Color:
- Base Color:

4. Quantity of Tables

NOTE:

Nesting tables come with locking casters for soft floors

D-Shaped



29" High



42" Bar Height


W	X	L	BASE		L3	L11	
			HEIGHT	STYLE			MODEL CODE
48	36	29	X	SPX1 364829 DS.	①-②	1,630	2,130
48	36	36	X	SPX1 364836 DS.	①-②	1,750	2,260
48	36	42	X	SPX1 364842 DS.	①-②	1,770	2,280
48	42	29	X4	SPX4 424829 DS.	①-②	2,540	3,090
48	42	36	X4	SPX4 424836 DS.	①-②	2,980	3,530
48	42	42	X4	SPX4 424842 DS.	①-②	3,030	3,580
60	36	29	Y	SPY1 366029 DS.	①-②	2,610	3,170
60	36	36	Y	SPY1 366036 DS.	①-②	2,850	3,410
60	36	42	Y	SPY1 366042 DS.	①-②	2,890	3,450
60	42	29	X4	SPX4 426029 DS.	①-②	3,040	3,430
60	42	36	X4	SPX4 426036 DS.	①-②	3,480	3,870
60	42	42	X4	SPX4 426042 DS.	①-②	3,520	3,920
60	48	29	X4	SPX4 486029 DS.	①-②	2,830	3,580
60	48	36	X4	SPX4 486036 DS.	①-②	3,270	4,020
60	48	42	X4	SPX4 486042 DS.	①-②	3,310	4,060
66	60	29	X4	SPX4 606629 DS.	①-②	3,560	4,360
66	60	36	X4	SPX4 606636 DS.	①-②	4,080	4,880
66	60	42	X4	SPX4 606642 DS.	①-②	4,130	4,930
72	36	29	Y	SPY1 367229 DS.	①-②	2,870	3,480
72	36	36	Y	SPY1 367236 DS.	①-②	3,110	3,720
72	36	42	Y	SPY1 367242 DS.	①-②	3,160	3,760
72	42	29	Y2	SPY2 427229 DS.	①-②	3,940	4,610
72	42	36	Y2	SPY2 427236 DS.	①-②	4,160	4,830
72	42	42	Y2	SPY2 427242 DS.	①-②	4,560	5,290
72	48	29	Y2	SPY2 487229 DS.	①-②	2,970	3,770
72	48	36	Y2	SPY2 487236 DS.	①-②	3,410	4,210
72	48	42	Y2	SPY2 487242 DS.	①-②	3,450	4,260
72	60	29	X4	SPX4 607229 DS.	①-②	3,890	4,770
72	60	36	X4	SPX4 607236 DS.	①-②	4,670	5,550
72	60	42	X4	SPX4 607242 DS.	①-②	4,750	5,630

To Order, Specify:

1. **①** List Model Code with either L3 or L11 Tabletop Edge

2. **②** Options (list in alphabetical order):

- CR Polished chrome (T, Y and X Bases), add \$160 per base
- CR Polished chrome (T2 Bases), add \$300 per base
- CR Polished chrome (X Bases), add \$200 per base
- CR Polished chrome (X4 Bases), add \$700 per base
- CR Polished chrome (Y2 Bases), add \$900 per base
- CSH Locking casters for hard floors, add \$50 per caster
- CS Locking casters for soft floors, add \$50 per caster
- GB Non-Powered Grommet (Black), add \$40 list each
- GS Non-Powered Grommet (Silver), add \$40 list each



- WB One Cable base with hole, add \$100 list per table
- WPP Power box pass through for X bases, add \$900 list

3. Finishes

- Laminate Color:
- Top Edge Color:
- Base Color:

4. Quantity of Tables

D-Shaped



29" High




42" Bar Height

W	X	L	BASE		L3	L11
			HEIGHT	STYLE		
84	36	29	Y2	SPY2 368429 DS.	①-②	3,850 4,600
84	36	36	Y2	SPY2 368436 DS.	①-②	4,020 4,700
84	36	42	Y2	SPY2 368442 DS.	①-②	4,100 4,790
84	42	29	Y2	SPY2 428429 DS.	①-②	4,320 5,080
84	42	36	Y2	SPY2 428436 DS.	①-②	4,540 5,300
84	42	42	Y2	SPY2 428442 DS.	①-②	4,570 5,320
84	48	29	Y2	SPY2 488429 DS.	①-②	4,400 5,170
84	48	36	Y2	SPY2 488436 DS.	①-②	5,040 5,880
84	48	42	Y2	SPY2 488442 DS.	①-②	4,640 5,410
84	60	29	Y2	SPY2 608429 DS.	①-②	5,600 6,590
84	60	36	Y2	SPY2 608436 DS.	①-②	5,860 6,850
84	60	42	Y2	SPY2 608442 DS.	①-②	5,890 6,880
96	36	29	Y2	SPY2 369629 DS.	①-②	3,620 4,310
96	36	36	Y2	SPY2 369636 DS.	①-②	4,100 4,800
96	36	42	Y2	SPY2 369642 DS.	①-②	4,190 4,880
96	42	29	Y2	SPY2 429629 DS.	①-②	4,400 5,180
96	42	36	Y2	SPY2 429636 DS.	①-②	4,620 5,400
96	42	42	Y2	SPY2 429642 DS.	①-②	4,640 5,420
96	48	29	Y2	SPY2 489629 DS.	①-②	4,500 5,270
96	48	36	Y2	SPY2 489636 DS.	①-②	4,720 5,490
96	48	42	Y2	SPY2 489642 DS.	①-②	4,740 5,510
96	60	29	Y2	SPY2 609629 DS.	①-②	5,690 6,720
96	60	36	Y2	SPY2 609636 DS.	①-②	5,950 6,980
96	60	42	Y2	SPY2 609642 DS.	①-②	5,980 7,010

To Order, Specify:

- ① List Model Code with either L3 or L11 Tabletop Edge
- ② Options (list in alphabetical order):

- CR Polished chrome (Y2 Bases), add \$900 per base
- CSH Locking casters for hard floors, add \$50 per caster
- CS Locking casters for soft floors, add \$50 per caster
- GB Non-Powered Grommet (Black), add \$40 list each
- GS Non-Powered Grommet (Silver), add \$40 list each
Select Location Code



- WB One Cable base with hole, add \$100 list per table
- WPP Power box pass through for X bases, add \$900 list

3. Finishes

- Laminate Color:
- Top Edge Color:
- Base Color:

4. Quantity of Tables

D-Shaped



29" High




42" Bar Height

W	X	L	HEIGHT	BASE		L3	L11
				STYLE	MODEL CODE		
108	36	29	Y2	SPY2	3610829 DS.	①-②	3,960 4,720
108	36	36	Y2	SPY2	3610836 DS.	①-②	4,440 5,200
108	36	42	Y2	SPY2	3610842 DS.	①-②	4,530 5,290
108	42	29	Y2	SPY2	4210829 DS.	①-②	4,810 5,670
108	42	36	Y2	SPY2	4210836 DS.	①-②	5,030 5,890
108	42	42	Y2	SPY2	4210842 DS.	①-②	5,050 5,910
108	48	29	Y2	SPY2	4810829 DS.	①-②	4,900 5,760
108	48	36	Y2	SPY2	4810836 DS.	①-②	5,120 5,980
108	48	42	Y2	SPY2	4810842 DS.	①-②	5,140 6,010
108	60	29	Y2	SPY2	6010829 DS.	①-②	6,230 7,400
108	60	36	Y2	SPY2	6010836 DS.	①-②	6,490 7,660
108	60	42	Y2	SPY2	6010842 DS.	①-②	6,510 7,680
120	36	29	Y2	SPY2	3612029 DS.	①-②	3,990 4,790
120	36	36	Y2	SPY2	3612036 DS.	①-②	4,880 5,750
120	36	42	Y2	SPY2	3612042 DS.	①-②	4,570 5,360
120	42	29	Y2	SPY2	4212029 DS.	①-②	5,270 6,230
120	42	36	Y2	SPY2	4212036 DS.	①-②	5,050 5,930
120	42	42	Y2	SPY2	4212042 DS.	①-②	5,070 5,950
120	48	29	Y2	SPY2	4812029 DS.	①-②	4,920 5,810
120	48	36	Y2	SPY2	4812036 DS.	①-②	5,140 6,030
120	48	42	Y2	SPY2	4812042 DS.	①-②	5,630 6,600
120	60	29	Y2	SPY2	6012029 DS.	①-②	6,270 7,440
120	60	36	Y2	SPY2	6012036 DS.	①-②	6,530 7,700
120	60	42	Y2	SPY2	6012042 DS.	①-②	6,550 7,720

To Order, Specify:

- ① List Model Code with either L3 or L11 Tabletop Edge
- ② Options (list in alphabetical order):

- CR Polished chrome (Y2 Bases), add \$900 per base
- CSH Locking casters for hard floors, add \$50 per caster
- CS Locking casters for soft floors, add \$50 per caster
- GB Non-Powered Grommet (Black), add \$40 list each
- GS Non-Powered Grommet (Silver), add \$40 list each
Select Location Code



- WB One Cable base with hole, add \$100 list per table
- WPP Power box pass through for X bases, add \$900 list

3. Finishes

- Laminate Color:
- Top Edge Color:
- Base Color:

4. Quantity of Tables

Guitar Pick shaped tables



X4 Base



42" Bar Height



Y2 Base

W	X	L	BASE		L3	L11
			HEIGHT	STYLE		
36	36	29	X	SPX1 363629 GP.	①-②	1,540 2,010
36	36	36	X	SPX1 363636 GP.	①-②	1,780 2,260
36	36	42	X	SPX1 363642 GP.	①-②	1,830 2,300
42	42	29	X	SPX1 424229 GP.	①-②	1,750 2,330
42	42	36	X	SPX1 424236 GP.	①-②	1,990 2,570
42	42	42	X	SPX1 424242 GP.	①-②	2,040 2,620
48	48	29	X	SPX1 484829 GP.	①-②	2,030 2,680
48	48	36	X	SPX1 484836 GP.	①-②	2,160 2,810
48	48	42	X	SPX1 484842 GP.	①-②	2,180 2,830
48	60	29	X4	SPX4 486029 GP.	①-②	3,080 3,900
48	60	36	X4	SPX4 486036 GP.	①-②	3,560 4,380
48	60	42	X4	SPX4 486042 GP.	①-②	3,610 4,430
48	72	29	Y2	SPY2 487229 GP.	①-②	4,390 5,270
48	72	36	Y2	SPY2 487236 GP.	①-②	4,630 5,510
48	72	42	Y2	SPY2 487242 GP.	①-②	4,660 5,530
48	84	29	Y2	SPY2 488429 GP.	①-②	4,800 5,640
48	84	36	Y2	SPY2 488436 GP.	①-②	5,040 5,880
48	84	42	Y2	SPY2 488442 GP.	①-②	5,060 5,900
48	96	29	Y2	SPY2 489629 GP.	①-②	4,910 5,750
48	96	36	Y2	SPY2 489636 GP.	①-②	5,150 5,990
48	96	42	Y2	SPY2 489642 GP.	①-②	5,170 6,010
54	54	29	X4	SPX4 545429 GP.	①-②	3,550 4,420
54	54	36	X4	SPX4 545436 GP.	①-②	4,070 4,940
54	54	42	X4	SPX4 545442 GP.	①-②	4,120 4,990

To Order, Specify:

1. **①** List Model Code with either L3 or L11 Tabletop Edge

2. **②** Options (list in alphabetical order):

CR Polished chrome (X Bases), add \$200 per base
 CR Polished chrome (X4 Bases), add \$700 per base
 CR Polished chrome (Y2 Bases), add \$900 per base

CSH Locking casters for hard floors, add \$50 per caster
 CS Locking casters for soft floors, add \$50 per caster

GB Non-Powered Grommet (Black), add \$40 list each
 GS Non-Powered Grommet (Silver), add \$40 list each
 Select Location Code



WB One Cable base with hole, add \$100 list per table

WPP Power box pass through for X bases, add \$900 list

3. **Finishes**

Laminate Color:
 Top Edge Color:
 Base Color:

4. **Quantity of Tables**

Guitar Pick shaped tables



X4 Base

42" Bar Height

Y2 Base

W	X	L	BASE		L3	L11
			HEIGHT	STYLE		
60	60	29	X4	SPX4	606029 GP.	①-② 3,580 4,460
60	60	36	X4	SPX4	606036 GP.	①-② 4,100 4,980
60	60	42	X4	SPX4	606042 GP.	①-② 4,150 5,030
60	72	29	X4	SPX4	607229 GP.	①-② 3,890 4,770
60	72	36	X4	SPX4	607236 GP.	①-② 4,410 5,290
60	72	42	X4	SPX4	607242 GP.	①-② 4,460 5,340
60	84	29	Y2	SPY2	608429 GP.	①-② 5,600 6,590
60	84	36	Y2	SPY2	608436 GP.	①-② 5,860 6,850
60	84	42	Y2	SPY2	608442 GP.	①-② 5,890 6,880
60	96	29	Y2	SPY2	609629 GP.	①-② 5,690 6,720
60	96	36	Y2	SPY2	609636 GP.	①-② 5,950 6,980
60	96	42	Y2	SPY2	609642 GP.	①-② 5,980 7,010
72	72	29	X4	SPX4	727229 GP.	①-② 6,570 8,480
72	72	36	X4	SPX4	727236 GP.	①-② 7,170 9,080
72	72	42	X4	SPX4	727242 GP.	①-② 7,230 9,140
84	84	29	X4	SPX4	848429 GP.	①-② 9,570 12,330
84	84	36	X4	SPX4	848436 GP.	①-② 10,170 12,930
84	84	42	X4	SPX4	848442 GP.	①-② 10,230 12,990
96	96	29	X4	SPX4	969629 GP.	①-② 11,930 14,850
96	96	36	X4	SPX4	969636 GP.	①-② 12,530 15,450
96	96	42	X4	SPX4	969642 GP.	①-② 12,590 15,510

To Order, Specify:

1. **①** List Model Code with either L3 or L11 Tabletop Edge

2. **②** Options (list in alphabetical order):

- CR Polished chrome (X4 Bases), add \$700 per base
- CR Polished chrome (Y2 Bases), add \$900 per base
- CSH Locking casters for hard floors, add \$50 per caster
- CS Locking casters for soft floors, add \$50 per caster
- GB Non-Powered Grommet (Black), add \$40 list each
- GS Non-Powered Grommet (Silver), add \$40 list each



- WB One Cable base with hole, add \$100 list per table
- WPP Power box pass through for X bases, add \$900 list

3. Finishes

- Laminate Color:
- Top Edge Color:
- Base Color:

4. Quantity of Tables

2.5' and 3' long tables



T Base Outset



X Base



Nesting

L X W X H	TABLE FUNCTION	BASE POSITION	BASE STYLE	MODEL CODE	L3 LIST PRICE	L11 LIST PRICE
30 18 29		TSPT1	183029 RES.	①-②	1,180	1,840
29	Nesting	Outset	T	SPT1 183029 REN.	①-②	1,940 2,750
36		Outset	T	SPT1 183036 RES.	①-②	1,420 2,120
36	Nesting	Outset	T	SPT1 183036 REN.	①-②	2,160 3,010
42		Outset	T	SPT1 183042 RES.	①-②	1,420 2,120
42	Nesting	Outset	T	SPT1 183042 REN.	①-②	2,160 3,010
30 24 29			X	SPX1 243029 RES.	①-②	1,070 1,730
29		Outset	T	SPT1 243029 RES.	①-②	1,230 1,920
29	Nesting	Outset	T	SPT1 243029 REN.	①-②	1,990 2,830
36			X	SPX1 243036 RES.	①-②	1,180 1,860
36		Outset	T	SPT1 243036 RES.	①-②	1,450 2,180
36	Nesting	Outset	T	SPT1 243036 REN.	①-②	2,210 3,100
42			X	SPX1 243042 RES.	①-②	1,180 1,860
42		Outset	T	SPT1 243042 RES.	①-②	1,450 2,180
42	Nesting	Outset	T	SPT1 243042 REN.	①-②	2,210 3,100
36 18 29		Outset	T	SPT1 183629 RES.	①-②	1,200 1,900
29	Nesting	Outset	T	SPT1 183629 REN.	①-②	1,960 2,810
36		Outset	T	SPT1 183636 RES.	①-②	1,440 2,180
36	Nesting	Outset	T	SPT1 183636 REN.	①-②	2,180 3,070
42		Outset	T	SPT1 183642 RES.	①-②	1,440 2,180
42	Nesting	Outset	T	SPT1 183642 REN.	①-②	2,180 3,070
36 24 29			X	SPX1 243629 RES.	①-②	1,120 1,790
29		Outset	T	SPT1 243629 RES.	①-②	1,270 1,980
29	Nesting	Outset	T	SPT1 243629 REN.	①-②	2,030 2,890
36			X	SPX1 243636 RES.	①-②	1,230 1,920
36		Outset	T	SPT1 243636 RES.	①-②	1,490 2,240
36	Nesting	Outset	T	SPT1 243636 REN.	①-②	2,250 3,160
42			X	SPX1 243642 RES.	①-②	1,230 1,920
42		Outset	T	SPT1 243642 RES.	①-②	1,490 2,240
42	Nesting	Outset	T	SPT1 243642 REN.	①-②	2,250 3,160
36 30 29			X	SPX1 303629 RES.	①-②	1,230 1,940
29		Outset	T	SPT1 303629 RES.	①-②	1,390 2,140
29	Nesting	Outset	T	SPT1 303629 REN.	①-②	2,130 3,020
36			X	SPX1 303636 RES.	①-②	1,350 2,090
36		Outset	T	SPT1 303636 RES.	①-②	1,610 2,400
36	Nesting	Outset	T	SPT1 303636 REN.	①-②	2,350 3,290
42			X	SPX1 303642 RES.	①-②	1,350 2,090
42		Outset	T	SPT1 303642 RES.	①-②	1,610 2,400
42	Nesting	Outset	T	SPT1 303642 REN.	①-②	2,350 3,290

To Order, Specify:

- ① List Model Code with either L3 or L11 Edge
- ② Options (list in alphabetical order):

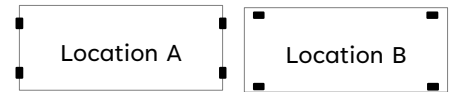
CR Polished chrome (T and Y Bases), add \$160 per base
 CR Polished chrome (X Bases), add \$200 per base

CSH Locking casters for hard floors, add \$50 per caster
 CS Locking casters for soft floors, add \$50 per caster
Nesting tables come with these locking casters

GB Non-Powered Grommet (Black), add \$40 list each
 GS Non-Powered Grommet (Silver), add \$40 list each
 Select Location Code



QR Leveling Gangers, add \$300 list per table
 TG Table Gangers, add \$200 list per table
 Select Location Code



WB Cable base with hole, add \$100 list per table

AH Adjustable height, push-pin (T Bases), add \$450 list
 Range 26"-35"
 AHB Adjustable height, push-pin (T Bases), add \$550 list
 Range 29"-42"

3. Finishes

Laminate Color:
 Top Edge Color:
 Base Color:

4. Quantity of Tables

NOTES:

- Nesting tables come with CS casters for soft floors
- "C" style bases are available for the same price as "T" style bases (Replace T in model Code with C)

3.5' long tables



L X W X H	TABLE FUNCTION	BASE POSITION	BASE STYLE	MODEL CODE	RES.	L3 LIST PRICE	L11 LIST PRICE
42 18 29		Outset	T	SPT1 184229	RES. ①-②	1,270	1,990
29	Nesting	Outset	T	SPT1 184229	REN. ①-②	2,030	2,900
36		Outset	T	SPT1 184236	RES. ①-②	1,510	2,280
36	Nesting	Outset	T	SPT1 184236	REN. ①-②	2,250	3,170
42		Outset	T	SPT1 184242	RES. ①-②	1,510	2,280
42	Nesting	Outset	T	SPT1 184242	REN. ①-②	2,250	3,170
42 24 29			X	SPX1 244229	RES. ①-②	1,200	1,880
29		Outset	T	SPT1 244229	RES. ①-②	1,340	2,100
29	Nesting	Outset	T	SPT1 244229	REN. ①-②	2,100	3,010
36			X	SPX1 244236	RES. ①-②	1,310	2,020
36		Outset	T	SPT1 244236	RES. ①-②	1,560	2,360
36	Nesting	Outset	T	SPT1 244236	REN. ①-②	2,320	3,280
42			X	SPX1 244242	RES. ①-②	1,310	2,020
42		Outset	T	SPT1 244242	RES. ①-②	1,560	2,360
42	Nesting	Outset	T	SPT1 244242	REN. ①-②	2,320	3,280
42 30 29			X	SPX1 304229	RES. ①-②	1,390	2,180
29		Outset	T	SPT1 304229	RES. ①-②	1,470	2,280
29	Nesting	Outset	T	SPT1 304229	REN. ①-②	2,210	3,170
36			X	SPX1 304236	RES. ①-②	1,500	2,320
36		Outset	T	SPT1 304236	RES. ①-②	1,690	2,540
36	Nesting	Outset	T	SPT1 304236	REN. ①-②	2,430	3,430
42			X	SPX1 304242	RES. ①-②	1,500	2,320
42		Outset	T	SPT1 304242	RES. ①-②	1,690	2,540
42	Nesting	Outset	T	SPT1 304242	REN. ①-②	2,430	3,430
42 36 29			X	SPX1 364229	RES. ①-②	1,470	2,320
29		Outset	T	SPT1 364229	RES. ①-②	1,540	2,400
29	Nesting	Outset	T	SPT1 364229	REN. ①-②	2,280	3,290
36			X	SPX1 364236	RES. ①-②	1,590	2,460
36		Outset	T	SPT1 364236	RES. ①-②	1,760	2,660
36	Nesting	Outset	T	SPT1 364236	REN. ①-②	2,500	3,550
42			X	SPX1 364242	RES. ①-②	1,590	2,460
42		Outset	T	SPT1 364242	RES. ①-②	1,760	2,660
42	Nesting	Outset	T	SPT1 364242	REN. ①-②	2,500	3,550

To Order, Specify:

- 1. List Model Code with either L3 or L11 Edge**
- 2. Options (list in alphabetical order):**

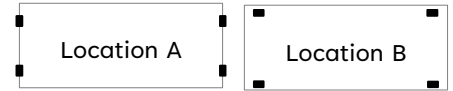
CR Polished chrome (T and Y Bases), add \$160 per base
 CR Polished chrome (X Bases), add \$200 per base

CSH Locking casters for hard floors, add \$50 per caster
 CS Locking casters for soft floors, add \$50 per caster
Nesting tables come with these locking casters

GB Non-Powered Grommet (Black), add \$40 list each
 GS Non-Powered Grommet (Silver), add \$40 list each
 Select Location Code



QR Leveling Gangers, add \$300 list per table
 TG Table Gangers, add \$200 list per table
 Select Location Code



WB Cable base with hole, add \$100 list per table

AH Adjustable height, push-pin (T Bases), add \$450 list
 Range 26"-35"

AHB Adjustable height, push-pin (T Bases), add \$550 list
 Range 29"-42"

3. Finishes

Laminate Color:
 Top Edge Color:
 Base Color:

4. Quantity of Tables

NOTES:

- Nesting tables come with CS casters for soft floors
- "C" style bases are available for the same price as "T" style bases (Replace T in model Code with C)

4' long tables



T Base Outset



Nesting

L X W X H	TABLE FUNCTION	BASE POSITION	BASE STYLE	MODEL CODE	RES.T.	L3 LIST PRICE	L11 LIST PRICE
48 18 29	Outset	T	SPT1	184829	RES.T. ①-②	1,280	2,000
29	Nesting	Outset	T	SPT1 184829	REN.T. ①-②	2,040	2,920
36	Outset	T	SPT1	184836	RES.T. ①-②	1,520	2,290
36	Nesting	Outset	T	SPT1 184836	REN.T. ①-②	2,260	3,180
42	Outset	T	SPT1	184842	RES.T. ①-②	1,520	2,290
42	Nesting	Outset	T	SPT1 184842	REN.T. ①-②	2,260	3,180
48 24 29	Outset	T	SPT1	244829	RES.T. ①-②	1,340	2,110
29	Nesting	Outset	T	SPT1 244829	REN.T. ①-②	2,100	3,020
36	Outset	T	SPT1	244836	RES.T. ①-②	1,560	2,380
36	Nesting	Outset	T	SPT1 244836	REN.T. ①-②	2,320	3,290
42	Outset	T	SPT1	244842	RES.T. ①-②	1,560	2,380
42	Nesting	Outset	T	SPT1 244842	REN.T. ①-②	2,320	3,290
48 30 29	Outset	T	SPT1	304829	RES.T. ①-②	1,480	2,300
29	Nesting	Outset	T	SPT1 304829	REN.T. ①-②	2,220	3,190
36	Outset	T	SPT1	304836	RES.T. ①-②	1,700	2,570
36	Nesting	Outset	T	SPT1 304836	REN.T. ①-②	2,440	3,460
42	Outset	T	SPT1	304842	RES.T. ①-②	1,700	2,570
42	Nesting	Outset	T	SPT1 304842	REN.T. ①-②	2,440	3,460
48 36 29	Outset	T	SPT1	364829	RES.T. ①-②	1,550	2,410
29	Nesting	Outset	T	SPT1 364829	REN.T. ①-②	2,290	3,300
36	Outset	T	SPT1	364836	RES.T. ①-②	1,770	2,680
36	Nesting	Outset	T	SPT1 364836	REN.T. ①-②	2,510	3,560
42	Outset	T	SPT1	364842	RES.T. ①-②	1,870	2,860
42	Nesting	Outset	T	SPT1 364842	REN.T. ①-②	2,610	3,740

To Order, Specify:

- ① List Model Code with either L3 or L11 Edge
- ② Options (list in alphabetical order):



CR Polished chrome (T and Y Bases), add \$160 per base

CSH Locking casters for hard floors, add \$50 per caster

CS Locking casters for soft floors, add \$50 per caster
Nesting tables come with these locking casters

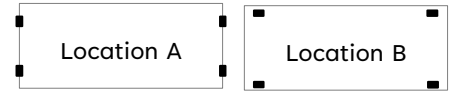
GB Non-Powered Grommet (Black), add \$40 list each

GS Non-Powered Grommet (Silver), add \$40 list each
 Select Location Code



QR Leveling Gangers, add \$300 list per table

TG Table Gangers, add \$200 list per table
 Select Location Code



WB Cable base with hole, add \$100 list per table

AH Adjustable height, push-pin (T Bases), add \$450 list
 Range 26"-35"

AHB Adjustable height, push-pin (T Bases), add \$550 list
 Range 29"-42"

3. Finishes

Laminate Color:

Top Edge Color:

Base Color:

4. Quantity of Tables

NOTES:

- Nesting tables come with CS casters for soft floors
- "C" style bases are available for the same price as "T" style bases (Replace T in model Code with C)

5' long tables



L X W X H	TABLE FUNCTION	BASE POSITION	BASE STYLE	MODEL CODE	L3 LIST PRICE	L11 LIST PRICE
60 18 29		T	SPT1	186029 RES. ①-②	1,350	2,140
		Outset	T	SPT1 186029 RES.T. ①-②	1,350	2,140
	Folding	Outset	T	SPT1 186029 REF. ①-②	1,870	2,760
	Nesting		T	SPT1 186029 REN. ①-②	2,110	3,050
	Nesting	Outset	T	SPT1 186029 REN.T. ①-②	2,110	3,050
			T	SPT1 186036 RES. ①-②	1,590	2,420
		Outset	T	SPT1 186036 RES.T. ①-②	1,590	2,420
	Nesting		T	SPT1 186036 REN. ①-②	2,330	3,310
	Nesting	Outset	T	SPT1 186036 REN.T. ①-②	2,330	3,310
			T	SPT1 186042 RES. ①-②	1,590	2,420
		Outset	T	SPT1 186042 RES.T. ①-②	1,590	2,420
	Nesting		T	SPT1 186042 REN. ①-②	2,330	3,310
	Nesting	Outset	T	SPT1 186042 REN.T. ①-②	2,330	3,310
60 24 29			T	SPT1 246029 RES. ①-②	1,420	2,240
		Outset	T	SPT1 246029 RES.T. ①-②	1,420	2,240
			Y	SPY0 246029 RES. ①-②	1,440	2,270
			Y	SPY1 246029 RES. ①-②	1,740	2,630
	Folding	Outset	T	SPT1 246029 REF. ①-②	1,920	2,840
	Nesting		T	SPT1 246029 REN. ①-②	2,180	3,160
	Nesting	Outset	T	SPT1 246029 REN.T. ①-②	2,180	3,160
	Nesting		Y	SPY0 246029 REN. ①-②	2,200	3,180
	Nesting		Y	SPY1 246029 REN. ①-②	2,500	3,540
			T	SPT1 246036 RES. ①-②	1,640	2,510
		Outset	T	SPT1 246036 RES.T. ①-②	1,640	2,510
			Y	SPY1 246036 RES. ①-②	2,020	2,960
	Nesting		T	SPT1 246036 REN. ①-②	2,400	3,420
	Nesting	Outset	T	SPT1 246036 REN.T. ①-②	2,400	3,420
	Nesting		Y	SPY1 246036 REN. ①-②	2,780	3,880
			T	SPT1 246042 RES. ①-②	1,640	2,510
		Outset	T	SPT1 246042 RES.T. ①-②	1,640	2,510
			Y	SPY1 246042 RES. ①-②	2,020	2,960
	Nesting		T	SPT1 246042 REN. ①-②	2,400	3,420
	Nesting	Outset	T	SPT1 246042 REN.T. ①-②	2,400	3,420
	Nesting		Y	SPY1 246042 REN. ①-②	2,780	3,880

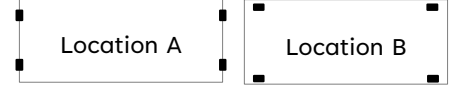
To Order, Specify:

- ① List Model Code with either L3 or L11 Edge
- ② Options (list in alphabetical order):

- CR Polished chrome (T and Y Bases), add \$160 per base
- CSH Locking casters for hard floors, add \$50 per caster
- CS Locking casters for soft floors, add \$50 per caster
Nesting tables come with these locking casters
- GB Non-Powered Grommet (Black), add \$40 list each
- GS Non-Powered Grommet (Silver), add \$40 list each
 Select Location Code



- QR Leveling Gangers, add \$300 list per table
- TG Table Gangers, add \$200 list per table
 Select Location Code



- WB Cable base with hole, add \$100 list per table
- AH Adjustable height, push-pin (T Bases), add \$450 list
 Range 26"-35"
- AHB Adjustable height, push-pin (T Bases), add \$550 list
 Range 29"-42"

3. Finishes

Laminate Color:
 Top Edge Color:
 Base Color:

4. Quantity of Tables

NOTES:

- Nesting tables come with CS casters for soft floors
- "C" style bases are available for the same price as "T" style bases (Replace T in model Code with C)
- Folding Carts are sold separately

5' long tables



L X W X H	TABLE FUNCTION	BASE POSITION	BASE STYLE	MODEL CODE	RES.	L3 LIST PRICE	L11 LIST PRICE
60 30 29		T	SPT1	306029	RES. ①-②	1,560	2,460
29	Outset	T	SPT1	306029	RES. T ①-②	1,560	2,460
29		Y	SPY0	186029	RES. ①-②	1,580	2,480
29		Y	SPY1	306029	RES. ①-②	1,880	2,840
29	Folding Outset	T	SPT1	306029	REF. ①-②	2,000	2,990
29	Nesting	T	SPT1	306029	REN. ①-②	2,260	3,300
29	Nesting Outset	T	SPT1	306029	REN. T ①-②	2,300	3,350
29	Nesting	Y	SPY0	306029	REN. ①-②	2,320	3,370
29	Nesting	Y	SPY1	306029	REN. ①-②	2,620	3,730
36		T	SPT1	306036	RES. ①-②	1,780	2,720
36	Outset	T	SPT1	306036	RES. T ①-②	1,780	2,720
36		Y	SPY1	306036	RES. ①-②	2,100	3,110
36	Nesting	T	SPT1	306036	REN. ①-②	2,520	3,610
36	Nesting Outset	T	SPT1	306036	REN. T ①-②	2,520	3,610
36	Nesting	Y	SPY1	306036	REN. ①-②	2,860	4,020
42		T	SPT1	306042	RES. ①-②	1,780	2,720
42	Outset	T	SPT1	306042	RES. T ①-②	1,780	2,720
42		Y	SPY1	306042	RES. ①-②	2,100	3,110
42	Nesting	T	SPT1	306042	REN. ①-②	2,520	3,610
42	Nesting Outset	T	SPT1	306042	REN. T ①-②	2,520	3,610
42	Nesting	Y	SPY1	306042	REN. ①-②	2,860	4,020

To Order, Specify:

1. **① List Model Code with either L3 or L11 Edge**

2. **② Options (list in alphabetical order):**



CR Polished chrome (T and Y Bases), add \$160 per base

CSH Locking casters for hard floors, add \$50 per caster

CS Locking casters for soft floors, add \$50 per caster
Nesting tables come with these locking casters

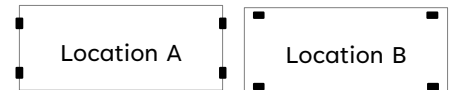
GB Non-Powered Grommet (Black), add \$40 list each

GS Non-Powered Grommet (Silver), add \$40 list each
Select Location Code



QR Leveling Gangers, add \$300 list per table

TG Table Gangers, add \$200 list per table
Select Location Code



WB Cable base with hole, add \$100 list per table

AH Adjustable height, push-pin (T Bases), add \$450 list
Range 26"-35"

AHB Adjustable height, push-pin (T Bases), add \$550 list
Range 29"-42"

3. **Finishes**

Laminate Color:

Top Edge Color:

Base Color:

4. **Quantity of Tables**

NOTES:

- Nesting tables come with CS casters for soft floors
- "C" style bases are available for the same price as "T" style bases (Replace T in model Code with C)
- Folding Carts are sold separately

5' long tables



L X W X H	TABLE FUNCTION	BASE POSITION	BASE STYLE	MODEL CODE	RES.	L3 LIST PRICE	L11 LIST PRICE
60 36 29		T	SPT1	366029	RES. ①-②	1,560	2,460
29		Outset T	SPT1	366029	RES.T. ①-②	1,560	2,460
29	Folding	Outset T	SPT1	366029	REF. ①-②	2,000	2,990
29		Y	SPY1	366029	RES. ①-②	2,180	3,200
29	Nesting	T	SPT1	366029	REN. ①-②	2,260	3,300
29	Nesting	Outset T	SPT1	366029	REN.T. ①-②	2,300	3,350
29	Nesting	Y	SPY1	366029	REN. ①-②	2,940	4,120
36		T	SPT1	366036	RES. ①-②	1,780	2,720
36		Outset T	SPT1	366036	RES.T. ①-②	1,780	2,720
36		Y	SPY1	366036	RES. ①-②	2,400	3,470
36	Nesting	T	SPT1	366036	REN. ①-②	2,520	3,610
36	Nesting	Outset T	SPT1	366036	REN.T. ①-②	2,520	3,610
36	Nesting	Y	SPY1	366036	REN. ①-②	3,160	4,380
42		T	SPT1	366042	RES. ①-②	1,780	2,720
42		Outset T	SPT1	366042	RES.T. ①-②	1,780	2,720
42		Y	SPY1	366042	RES. ①-②	2,400	3,470
42	Nesting	T	SPT1	366042	REN. ①-②	2,520	3,610
42	Nesting	Outset T	SPT1	366042	REN.T. ①-②	2,520	3,610
42	Nesting	Y	SPY1	366042	REN. ①-②	3,160	4,380
60 42 29		T	SPT1	426029	RES. ①-②	2,080	3,170
29		Y	SPY1	426029	RES. ①-②	2,640	3,840
36		T	SPT1	426036	RES. ①-②	2,300	3,430
36		Y	SPY1	426036	RES. ①-②	2,860	4,100
42		T	SPT1	426042	RES. ①-②	2,300	3,430
42		Y	SPY1	426042	RES. ①-②	2,860	4,100

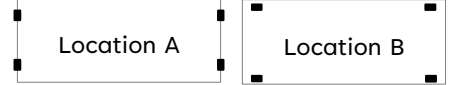
To Order, Specify:

- ① List Model Code with either L3 or L11 Edge
- ② Options (list in alphabetical order):

- CR Polished chrome (T and Y Bases), add \$160 per base
- CSH Locking casters for hard floors, add \$50 per caster
- CS Locking casters for soft floors, add \$50 per caster
Nesting tables come with these locking casters
- GB Non-Powered Grommet (Black), add \$40 list each
- GS Non-Powered Grommet (Silver), add \$40 list each
Select Location Code



- QR Leveling Gangers, add \$300 list per table
- TG Table Gangers, add \$200 list per table
Select Location Code



- WB Cable base with hole, add \$100 list per table
- AH Adjustable height, push-pin (T Bases), add \$450 list
Range 26"-35"
- AHB Adjustable height, push-pin (T Bases), add \$550 list
Range 29"-42"

3. Finishes


Laminate Color:
 Top Edge Color:
 Base Color:

4. Quantity of Tables

NOTES:

- Nesting tables come with CS casters for soft floors
- "C" style bases are available for the same price as "T" style bases (Replace T in model Code with C)
- Folding Carts are sold separately

5' long tables



W	X	L	HEIGHT	SHAPE	BASE STYLE	MODEL CODE		L3 PRICE	L11 PRICE
60	48	29	Rectangle	T2	SPT2	486029 RE.	①-②	2,720	3,780
		29	Rectangle	X4	SPX4	486029 RE.	①-②	2,830	3,900
		29	Boat	T2	SPT2	486029 BT.	①-②	3,090	4,430
		29	Elliptical	T2	SPT2	486029 EL.	①-②	3,090	4,430
		29	Racetrack	T2	SPT2	486029 RT.	①-②	3,090	4,430
		29	Tele-wedge	T2	SPT2	486029 TW.	①-②	3,090	4,430
		29	Boat	X4	SPX4	486029 BT.	①-②	3,200	4,550
		29	Elliptical	X4	SPX4	486029 EL.	①-②	3,200	4,550
		29	Racetrack	X4	SPX4	486029 RT.	①-②	3,200	4,550
		29	Tele-wedge	X4	SPX4	486029 TW.	①-②	3,200	4,550
		42	Rectangle	T2	SPT2	486042 RE.	①-②	3,200	4,310
		42	Rectangle	X4	SPX4	486042 RE.	①-②	3,270	4,380
		42	Boat	T2	SPT2	486042 BT.	①-②	3,580	4,960
		42	Elliptical	T2	SPT2	486042 EL.	①-②	3,580	4,960
		42	Racetrack	T2	SPT2	486042 RT.	①-②	3,580	4,960
		42	Tele-wedge	T2	SPT2	486042 TW.	①-②	3,580	4,960
		42	Boat	X4	SPX4	486042 BT.	①-②	3,640	5,030
		42	Elliptical	X4	SPX4	486042 EL.	①-②	3,640	5,030
		42	Racetrack	X4	SPX4	486042 RT.	①-②	3,640	5,030
		42	Tele-wedge	X4	SPX4	486042 TW.	①-②	3,640	5,030

To Order, Specify:


1. **① List Model Code with either L3 or L11 Edge**

2. **② Options (list in alphabetical order):**

CR Polished chrome (T2 Bases), add \$300 per base
 CR Polished chrome (X4 Bases), add \$700 per base

CSH Locking casters for hard floors, add \$50 per caster
 CS Locking casters for soft floors, add \$50 per caster

GB Non-Powered Grommet (Black), add \$40 list each
 GS Non-Powered Grommet (Silver), add \$40 list each
 Select Location Code



WB Cable base with hole, add \$100 list per table

WPP Power box pass through for X bases, add \$900 list

3. Finishes

Laminate Color:
 Top Edge Color:
 Base Color:

4. Quantity of Tables



T2 Base Model

X4 Model

5.5' long tables



L X W X H	TABLE FUNCTION	BASE POSITION	BASE STYLE	MODEL CODE	L3 LIST PRICE	L11 LIST PRICE
66 18 29		T	SPT1	186629 RES. ①-②	1,400	2,220
29		Outset T	SPT1	186629 RES.T. ①-②	1,400	2,220
29	Folding	T	SPT1	186629 REF. ①-②	1,920	2,840
29	Nesting	T	SPT1	186629 REN. ①-②	2,160	3,130
36		T	SPT1	186636 RES. ①-②	1,640	2,510
36		Outset T	SPT1	186636 RES.T. ①-②	1,640	2,510
36	Nesting	T	SPT1	186636 REN. ①-②	2,380	3,400
42		T	SPT1	186642 RES. ①-②	1,640	2,510
42		Outset T	SPT1	186642 RES.T. ①-②	1,640	2,510
42	Nesting	T	SPT1	186642 REN. ①-②	2,380	3,400
66 24 29		T	SPT1	246629 RES. ①-②	1,500	2,350
29		Outset T	SPT1	246629 RES.T. ①-②	1,500	2,350
29		Y	SPY0	246629 RES. ①-②	1,520	2,380
29		Y	SPY1	246629 RES. ①-②	1,820	2,740
29	Folding	T	SPT1	246629 REF. ①-②	2,000	2,950
29	Nesting	T	SPT1	246629 REN. ①-②	2,260	3,260
29	Nesting	Y	SPY0	246629 REN. ①-②	2,280	3,290
29	Nesting	Y	SPY1	246629 REN. ①-②	2,580	3,650
36		T	SPT1	246636 RES. ①-②	1,720	2,620
36		Outset T	SPT1	246636 RES.T. ①-②	1,720	2,620
36		Y	SPY1	246636 RES. ①-②	2,100	3,070
36	Nesting	T	SPT1	246636 REN. ①-②	2,480	3,530
36	Nesting	Y	SPY1	246636 REN. ①-②	2,860	3,980
42		T	SPT1	246642 RES. ①-②	1,720	2,620
42		Outset T	SPT1	246642 RES.T. ①-②	1,720	2,620
42		Y	SPY1	246642 RES. ①-②	2,100	3,070
42	Nesting	T	SPT1	246642 REN. ①-②	2,480	3,530
42	Nesting	Y	SPY1	246642 REN. ①-②	2,860	3,980

To Order, Specify:

- ① List Model Code with either L3 or L11 Edge
- ② Options (list in alphabetical order):



CR Polished chrome (T and Y Bases), add \$160 per base

CSH Locking casters for hard floors, add \$50 per caster

CS Locking casters for soft floors, add \$50 per caster
Nesting tables come with these locking casters

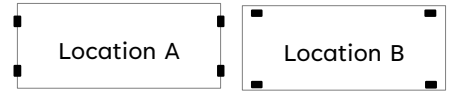
GB Non-Powered Grommet (Black), add \$40 list each

GS Non-Powered Grommet (Silver), add \$40 list each
 Select Location Code



QR Leveling Gangers, add \$300 list per table

TG Table Gangers, add \$200 list per table
 Select Location Code



WB Cable base with hole, add \$100 list per table

AH Adjustable height, push-pin (T Bases), add \$450 list
 Range 26"-35"

AHB Adjustable height, push-pin (T Bases), add \$550 list
 Range 29"-42"

3. Finishes

Laminate Color:

Top Edge Color:

Base Color:

4. Quantity of Tables

NOTES:

- Nesting tables come with CS casters for soft floors
- "C" style bases are available for the same price as "T" style bases (Replace T in model Code with C)
- Folding Carts Sold Separately

5.5' long tables



T Base Outset



Y Base



Nesting

L X W X H	TABLE FUNCTION	BASE POSITION	BASE STYLE	MODEL CODE	RES.	L3 LIST PRICE	L11 LIST PRICE
66 30 29			T	SPT1 306629	RES. ①-②	1,650	2,590
29		Outset	T	SPT1 306629	RES.T. ①-②	1,650	2,590
29			Y	SPY0 306629	RES. ①-②	1,670	2,620
29			Y	SPY1 306629	RES. ①-②	1,970	2,980
29	Folding		T	SPT1 306629	REF. ①-②	2,090	3,120
29	Nesting		T	SPT1 306629	REN. ①-②	2,390	3,480
29	Nesting		Y	SPY0 306629	REN. ①-②	2,410	3,500
29	Nesting		Y	SPY1 306629	REN. ①-②	2,710	3,860
36			T	SPT1 306636	RES. ①-②	1,870	2,860
36		Outset	T	SPT1 306636	RES.T. ①-②	1,870	2,860
36			Y	SPY1 306636	RES. ①-②	2,190	3,240
36	Nesting		T	SPT1 306636	REN. ①-②	2,610	3,740
36	Nesting		Y	SPY1 306636	REN. ①-②	2,950	4,150
42			T	SPT1 306642	RES. ①-②	1,870	2,860
42		Outset	T	SPT1 306642	RES.T. ①-②	1,870	2,860
42			Y	SPY1 306642	RES. ①-②	2,190	3,240
42	Nesting		T	SPT1 306642	REN. ①-②	2,610	3,740
42	Nesting		Y	SPY1 306642	REN. ①-②	2,950	4,150
66 36 29			T	SPT1 366629	RES. ①-②	1,860	2,880
29		Outset	T	SPT1 366629	RES.T. ①-②	1,860	2,880
29	Folding		T	SPT1 366629	REF. ①-②	2,300	3,410
29			Y	SPY1 366629	RES. ①-②	2,480	3,620
29	Nesting		T	SPT1 366629	REN. ①-②	2,600	3,770
29	Nesting		Y	SPY1 366629	REN. ①-②	3,240	4,540
36			T	SPT1 366636	RES. ①-②	2,080	3,140
36		Outset	T	SPT1 366636	RES.T. ①-②	2,080	3,140
36			Y	SPY1 366636	RES. ①-②	2,700	3,890
36	Nesting		T	SPT1 366636	REN. ①-②	2,820	4,030
36	Nesting		Y	SPY1 366636	REN. ①-②	3,460	4,800
42			T	SPT1 366642	RES. ①-②	2,080	3,140
42		Outset	T	SPT1 366642	RES.T. ①-②	2,080	3,140
42			Y	SPY1 366642	RES. ①-②	2,700	3,890
42	Nesting		T	SPT1 366642	REN. ①-②	2,820	4,030
42	Nesting		Y	SPY1 366642	REN. ①-②	3,460	4,800
66 42 29			T	SPT1 426629	RES. ①-②	2,280	3,360
29			Y	SPY1 426629	RES. ①-②	2,840	4,030
36			T	SPT1 426636	RES. ①-②	2,500	3,620
36			Y	SPY1 426636	RES. ①-②	3,060	4,300
42			T	SPT1 426642	RES. ①-②	2,500	3,620
42			Y	SPY1 426642	RES. ①-②	3,060	4,300

To Order, Specify:

- 1. List Model Code with either L3 or L11 Edge**
- 2. Options (list in alphabetical order):**



CR Polished chrome (T and Y Bases), add \$160 per base

CSH Locking casters for hard floors, add \$50 per caster

CS Locking casters for soft floors, add \$50 per caster
Nesting tables come with these locking casters

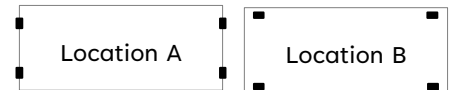
GB Non-Powered Grommet (Black), add \$40 list each

GS Non-Powered Grommet (Silver), add \$40 list each
Select Location Code



QR Leveling Gangers, add \$300 list per table

TG Table Gangers, add \$200 list per table
Select Location Code



WB Cable base with hole, add \$100 list per table

AH Adjustable height, push-pin (T Bases), add \$450 list
Range 26"-35"

AHB Adjustable height, push-pin (T Bases), add \$550 list
Range 29"-42"

3. Finishes

Laminate Color:

Top Edge Color:

Base Color:

4. Quantity of Tables

NOTES:

- Nesting tables come with CS casters for soft floors
- "C" style bases are available for the same price as "T" style bases (Replace T in model Code with C)
- Folding Carts Sold Separately

5.5' long tables



W	X	L	HEIGHT	SHAPE	BASE STYLE	MODEL CODE		L3 PRICE	L11 PRICE
66	48	29		Rectangle	T2	SPT2 486629 RE.	①-②	2,850	3,970
		29		Boat	T2	SPT2 486629 BT.	①-②	3,270	4,680
		29		Elliptical	T2	SPT2 486629 EL.	①-②	3,270	4,680
		29		Racetrack	T2	SPT2 486629 RT.	①-②	3,270	4,680
		29		Tele-wedge	T2	SPT2 486629 TW.	①-②	3,270	4,680
		29		Rectangle	Y2	SPY2 486629 RE.	①-②	3,640	4,840
		29		Boat	Y2	SPY2 486629 BT.	①-②	4,060	5,540
		29		Elliptical	Y2	SPY2 486629 EL.	①-②	4,060	5,540
		29		Racetrack	Y2	SPY2 486629 RT.	①-②	4,060	5,540
		29		Tele-wedge	Y2	SPY2 486629 TW.	①-②	4,060	5,540
		42		Rectangle	T2	SPT2 486642 RE.	①-②	3,330	4,500
		42		Boat	T2	SPT2 486642 BT.	①-②	3,750	5,210
		42		Elliptical	T2	SPT2 486642 EL.	①-②	3,750	5,210
		42		Racetrack	T2	SPT2 486642 RT.	①-②	3,750	5,210
		42		Tele-wedge	T2	SPT2 486642 TW.	①-②	3,750	5,210
		42		Rectangle	Y2	SPY2 486642 RE.	①-②	4,130	5,360
		42		Boat	Y2	SPY2 486642 BT.	①-②	4,540	6,070
		42		Elliptical	Y2	SPY2 486642 EL.	①-②	4,540	6,070
		42		Racetrack	Y2	SPY2 486642 RT.	①-②	4,540	6,070
		42		Tele-wedge	Y2	SPY2 486642 TW.	①-②	4,540	6,070
66	60	29		Rectangle	T2	SPT2 606629 RE.	①-②	3,160	4,250
		29		Rectangle	X4	SPX4 606629 RE.	①-②	3,280	4,380
		29		Boat	T2	SPT2 606629 BT.	①-②	3,970	5,430
		29		Elliptical	T2	SPT2 606629 EL.	①-②	3,970	5,430
		29		Racetrack	T2	SPT2 606629 RT.	①-②	3,970	5,430
		29		Tele-wedge	T2	SPT2 606629 TW.	①-②	3,970	5,430
		29		Boat	Y2	SPY2 606629 BT.	①-②	6,300	7,960
		29		Elliptical	Y2	SPY2 606629 EL.	①-②	6,300	7,960
		29		Racetrack	Y2	SPY2 606629 RT.	①-②	6,300	7,960
		29		Tele-wedge	Y2	SPY2 606629 TW.	①-②	6,300	7,960
		42		Rectangle	T2	SPT2 606642 RE.	①-②	3,640	4,780
		42		Rectangle	X4	SPX4 606642 RE.	①-②	3,720	4,860
		42		Boat	T2	SPT2 606642 BT.	①-②	4,500	6,010
		42		Elliptical	T2	SPT2 606642 EL.	①-②	4,500	6,010
		42		Racetrack	T2	SPT2 606642 RT.	①-②	4,500	6,010
		42		Tele-wedge	T2	SPT2 606642 TW.	①-②	4,500	6,010
		42		Boat	Y2	SPY2 606642 BT.	①-②	7,260	9,000
		42		Elliptical	Y2	SPY2 606642 EL.	①-②	7,260	9,000
		42		Racetrack	Y2	SPY2 606642 RT.	①-②	7,260	9,000
		42		Tele-wedge	Y2	SPY2 606642 TW.	①-②	7,260	9,000


To Order, Specify:

- ① List Model Code with either L3 or L11 Edge
- ② Options (list in alphabetical order):

CR Polished chrome (T2 Bases), add \$300 per base
 CR Polished chrome (X4 Bases), add \$700 per base
 CR Polished chrome (Y2 Bases), add \$900 per base

CSH Locking casters for hard floors, add \$50 per caster
 CS Locking casters for soft floors, add \$50 per caster

GB Non-Powered Grommet (Black), add \$40 list each
 GS Non-Powered Grommet (Silver), add \$40 list each
 Select Location Code



WB Cable base with hole, add \$100 list per table

3. Finishes

Laminate Color:
 Top Edge Color:
 Base Color:

4. Quantity of Tables



6' long tables



T Base Outset



Y Base



Nesting

L X W X H	TABLE FUNCTION	BASE POSITION	BASE STYLE	MODEL CODE	L3 LIST PRICE	L11 LIST PRICE
72 18 29		T	SPT1	187229 RES.	1,410	2,240
		Outset	T	SPT1 187229 RES.T.	1,410	2,240
29	Folding	T	SPT1	187229 REF.	1,930	2,870
29	Nesting	T	SPT1	187229 REN.	2,170	3,160
36		T	SPT1	187236 RES.	1,650	2,530
36	Outset	T	SPT1	187236 RES.T.	1,650	2,530
36	Nesting	T	SPT1	187236 REN.	2,390	3,420
42		T	SPT1	187242 RES.	1,650	2,530
42	Outset	T	SPT1	187242 RES.T.	1,650	2,530
42	Nesting	T	SPT1	187242 REN.	2,390	3,420
72 24 29		T	SPT1	247229 RES.	1,500	2,380
		Outset	T	SPT1 247229 RES.T.	1,500	2,380
29		Y	SPY1	247229 RES.	1,840	2,780
29	Folding	T	SPT1	247229 REF.	2,000	2,980
29	Nesting	T	SPT1	247229 REN.	2,260	3,290
29	Nesting	Y	SPY1	247229 REN.	2,600	3,700
36		T	SPT1	247236 RES.	1,720	2,640
36	Outset	T	SPT1	247236 RES.T.	1,720	2,640
36		Y	SPY1	247236 RES.	2,120	3,120
36	Nesting	T	SPT1	247236 REN.	2,480	3,550
36	Nesting	Y	SPY1	247236 REN.	2,880	4,030
42		T	SPT1	247242 RES.	1,720	2,640
42	Outset	T	SPT1	247242 RES.T.	1,720	2,640
42		Y	SPY1	247242 RES.	2,120	3,120
42	Nesting	T	SPT1	247242 REN.	2,480	3,550
42	Nesting	Y	SPY1	247242 REN.	2,880	4,030

To Order, Specify:

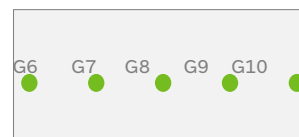

- 1. List Model Code with either L3 or L11 Edge**
- 2. Options (list in alphabetical order):**

CR Polished chrome (T and Y Bases), add \$160 per base

CSH Locking casters for hard floors, add \$50 per caster
CS Locking casters for soft floors, add \$50 per caster
Nesting tables come with these locking casters

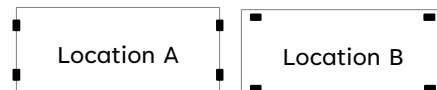
GB Non-Powered Grommet (Black), add \$40 list each

GS Non-Powered Grommet (Silver), add \$40 list each
Select Location Code



QR Leveling Gangers, add \$300 list per table

TG Table Gangers, add \$200 list per table
Select Location Code



WB Cable base with hole, add \$100 list per table

AH Adjustable height, push-pin (T Bases), add \$450 list
Range 26"-35"

AHB Adjustable height, push-pin (T Bases), add \$550 list
Range 29"-42"

3. Finishes

Laminate Color:
Top Edge Color:
Base Color:

4. Quantity of Tables

NOTES:

- Nesting tables come with CS casters for soft floors
- "C" style bases are available for the same price as "T" style bases (Replace T in model Code with C)
- Folding Carts Sold Separately

6' long tables



L X W X H	TABLE FUNCTION	BASE POSITION	BASE STYLE	MODEL CODE	L3 LIST PRICE	L11 LIST PRICE
72 30 29		T	SPT1	307229 RES. ①-②	1,660	2,600
29		Outset	T	SPT1 307229 RES. T. ①-②	1,660	2,600
29		Y	SPY1	307229 RES. ①-②	2,000	3,010
29	Folding	T	SPT1	307229 REF. ①-②	2,100	3,130
29	Nesting	T	SPT1	307229 REN. ①-②	2,400	3,490
29	Nesting	Y	SPY1	307229 REN. ①-②	2,740	3,900
36		T	SPT1	307236 RES. ①-②	1,880	2,870
36		Outset	T	SPT1 307236 RES. T. ①-②	1,880	2,870
36		Y	SPY1	307236 RES. ①-②	2,220	3,280
36	Nesting	T	SPT1	307236 REN. ①-②	2,620	3,760
36	Nesting	Y	SPY1	307236 REN. ①-②	2,980	4,190
42		T	SPT1	307242 RES. ①-②	1,880	2,870
42		Outset	T	SPT1 307242 RES. T. ①-②	1,880	2,870
42		Y	SPY1	307242 RES. ①-②	2,220	3,280
42	Nesting	T	SPT1	307242 REN. ①-②	2,620	3,760
42	Nesting	Y	SPY1	307242 REN. ①-②	2,980	4,190
72 36 29		T	SPT1	367229 RES. ①-②	1,870	2,900
29		Outset	T	SPT1 367229 RES. T. ①-②	1,870	2,900
29	Folding	T	SPT1	367229 REF. ①-②	2,310	3,430
29		Y	SPY1	367229 RES. ①-②	2,510	3,670
29	Nesting	T	SPT1	367229 REN. ①-②	2,610	3,790
29	Nesting	Y	SPY1	367229 REN. ①-②	3,270	4,580
36		T	SPT1	367236 RES. ①-②	2,090	3,170
36		Outset	T	SPT1 367236 RES. T. ①-②	2,090	3,170
36		Y	SPY1	367236 RES. ①-②	2,510	3,670
36	Nesting	T	SPT1	367236 REN. ①-②	2,830	4,060
36	Nesting	Y	SPY1	367236 REN. ①-②	3,270	4,580
42		T	SPT1	367242 RES. ①-②	2,090	3,170
42		Outset	T	SPT1 367242 RES. T. ①-②	2,090	3,170
42		Y	SPY1	367242 RES. ①-②	2,510	3,670
42	Nesting	T	SPT1	367242 REN. ①-②	2,830	4,060
42	Nesting	Y	SPY1	367242 REN. ①-②	3,270	4,580
72 42 29		T	SPT1	427229 RES. ①-②	2,210	3,380
29		Y	SPY1	427229 RES. ①-②	2,790	4,080
36		T	SPT1	427236 RES. ①-②	2,430	3,650
36		Y	SPY1	427236 RES. ①-②	3,010	4,340
42		T	SPT1	427242 RES. ①-②	2,430	3,650
42		Y	SPY1	427242 RES. ①-②	3,010	4,340

To Order, Specify:

- ① List Model Code with either L3 or L11 Edge
- ② Options (list in alphabetical order):

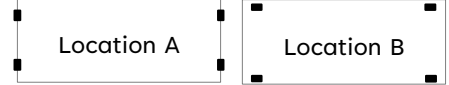
CR Polished chrome (T and Y Bases), add \$160 per base

CSH Locking casters for hard floors, add \$50 per caster
 CS Locking casters for soft floors, add \$50 per caster
Nesting tables come with these locking casters

GB Non-Powered Grommet (Black), add \$40 list each
 GS Non-Powered Grommet (Silver), add \$40 list each
 Select Location Code



QR Leveling Gangers, add \$300 list per table
 TG Table Gangers, add \$200 list per table
 Select Location Code



WB Cable base with hole, add \$100 list per table

AH Adjustable height, push-pin (T Bases), add \$450 list
 Range 26"-35"
 AHB Adjustable height, push-pin (T Bases), add \$550 list
 Range 29"-42"

3. Finishes

Laminate Color:
 Top Edge Color:
 Base Color:

4. Quantity of Tables

NOTES:

- Nesting tables come with CS casters for soft floors
- "C" style bases are available for the same price as "T" style bases (Replace T in model Code with C)
- Folding Carts Sold Separately

6' long tables



W	X	L	HEIGHT	SHAPE	BASE STYLE	MODEL CODE		L3 PRICE	L11 PRICE
72	48	29		Rectangle	T2	SPT2 487229 RE.	①-②	2,860	4,000
		29		Boat	T2	SPT2 487229 BT.	①-②	3,280	4,720
		29		Elliptical	T2	SPT2 487229 EL.	①-②	3,280	4,720
		29		Racetrack	T2	SPT2 487229 RT.	①-②	3,280	4,720
		29		Tele-wedge	T2	SPT2 487229 TW.	①-②	3,280	4,720
		29		Rectangle	Y2	SPY2 487229 RE.	①-②	3,670	4,880
		29		Boat	Y2	SPY2 487229 BT.	①-②	4,090	5,600
		29		Elliptical	Y2	SPY2 487229 EL.	①-②	4,090	5,600
		29		Racetrack	Y2	SPY2 487229 RT.	①-②	4,090	5,600
		29		Tele-wedge	Y2	SPY2 487229 TW.	①-②	4,090	5,600
		42		Rectangle	T2	SPT2 487242 RE.	①-②	3,340	4,520
		42		Boat	T2	SPT2 487242 BT.	①-②	3,760	5,240
		42		Elliptical	T2	SPT2 487242 EL.	①-②	3,760	5,240
		42		Racetrack	T2	SPT2 487242 RT.	①-②	3,760	5,240
		42		Tele-wedge	T2	SPT2 487242 TW.	①-②	3,760	5,240
		42		Rectangle	Y2	SPY2 487242 RE.	①-②	4,160	5,410
		42		Boat	Y2	SPY2 487242 BT.	①-②	4,580	6,130
		42		Elliptical	Y2	SPY2 487242 EL.	①-②	4,580	6,130
		42		Racetrack	Y2	SPY2 487242 RT.	①-②	4,580	6,130
		42		Tele-wedge	Y2	SPY2 487242 TW.	①-②	4,580	6,130
72	60	29		Rectangle	T2	SPT2 607229 RE.	①-②	3,170	4,270
		29		Rectangle	X4	SPX4 607229 RE.	①-②	3,290	4,400
		29		Boat	T2	SPT2 607229 BT.	①-②	3,980	5,460
		29		Elliptical	T2	SPT2 607229 EL.	①-②	3,980	5,460
		29		Racetrack	T2	SPT2 607229 RT.	①-②	3,980	5,460
		29		Tele-wedge	T2	SPT2 607229 TW.	①-②	3,980	5,460
		29		Boat	Y2	SPY2 607229 BT.	①-②	6,340	8,010
		29		Elliptical	Y2	SPY2 607229 EL.	①-②	6,340	8,010
		29		Racetrack	Y2	SPY2 607229 RT.	①-②	6,340	8,010
		29		Tele-wedge	Y2	SPY2 607229 TW.	①-②	6,340	8,010
		42		Rectangle	T2	SPT2 607242 RE.	①-②	3,650	4,800
		42		Rectangle	X4	SPX4 607242 RE.	①-②	3,730	4,880
		42		Boat	T2	SPT2 607242 BT.	①-②	4,510	6,030
		42		Elliptical	T2	SPT2 607242 EL.	①-②	4,510	6,030
		42		Racetrack	T2	SPT2 607242 RT.	①-②	4,510	6,030
		42		Tele-wedge	T2	SPT2 607242 TW.	①-②	4,510	6,030
		42		Boat	Y2	SPY2 607242 BT.	①-②	7,300	9,050
		42		Elliptical	Y2	SPY2 607242 EL.	①-②	7,300	9,050
		42		Racetrack	Y2	SPY2 607242 RT.	①-②	7,300	9,050
		42		Tele-wedge	Y2	SPY2 607242 TW.	①-②	7,300	9,050

To Order, Specify:


1. **①** List Model Code with either L3 or L11 Edge

2. **②** Options (list in alphabetical order):

CR Polished chrome (T2 Bases), add \$300 per base
 CR Polished chrome (X4 Bases), add \$700 per base
 CR Polished chrome (Y2 Bases), add \$900 per base

CSH Locking casters for hard floors, add \$50 per caster
 CS Locking casters for soft floors, add \$50 per caster

GB Non-Powered Grommet (Black), add \$40 list each
 GS Non-Powered Grommet (Silver), add \$40 list each
 Select Location Code



WB Cable base with hole, add \$100 list per table

3. Finishes

Laminate Color:
 Top Edge Color:
 Base Color:

4. Quantity of Tables



T2 Base Model

X4 Model

Y2 Base Model

7' long tables





L X W X H	#OF BASES	BASE FUNCTION	BASE POSITION	BASE STYLE	MODEL CODE	RES.	L3 LIST PRICE	L11 LIST PRICE
84 18 29			T	SPT1	188429	RES. ①-②	1,640	2,580
	3	Outset	T	SPT1	188429	RES.T. ①-②	2,000	3,010
		Folding	T	SPT1	188429	REF. ①-②	2,160	3,200
		Nesting	T	SPT1	188429	REN. ①-②	2,400	3,490
			T	SPT1	188436	RES. ①-②	1,880	2,870
	3	Outset	T	SPT1	188436	RES.T. ①-②	2,360	3,440
		Nesting	T	SPT1	188436	REN. ①-②	2,620	3,760
			T	SPT1	188442	RES. ①-②	1,880	2,870
	3	Outset	T	SPT1	188442	RES.T. ①-②	2,360	3,440
		Nesting	T	SPT1	188442	REN. ①-②	2,620	3,760
84 24 29			T	SPT1	248429	RES. ①-②	1,750	2,740
	3	Outset	T	SPT1	248429	RES.T. ①-②	2,120	3,180
			Y	SPY1	248429	RES. ①-②	2,130	3,190
		Folding	T	SPT1	248429	REF. ①-②	2,250	3,340
		Nesting	T	SPT1	248429	REN. ①-②	2,510	3,650
		Nesting	Y	SPY1	248429	REN. ①-②	2,890	4,100
			T	SPT1	248436	RES. ①-②	1,970	3,000
			Y	SPY1	248436	RES. ①-②	2,410	3,530
	3	Outset	T	SPT1	248436	RES.T. ①-②	2,450	3,580
		Nesting	T	SPT1	248436	REN. ①-②	2,730	3,910
		Nesting	Y	SPY1	248436	REN. ①-②	3,170	4,440
			T	SPT1	248442	RES. ①-②	1,970	3,000
			Y	SPY1	248442	RES. ①-②	2,410	3,530
	3	Outset	T	SPT1	248442	RES.T. ①-②	2,450	3,580
		Nesting	T	SPT1	248442	REN. ①-②	2,730	3,910
		Nesting	Y	SPY1	248442	REN. ①-②	3,170	4,440

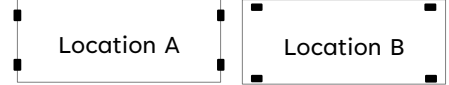
To Order, Specify:

- ① List Model Code with either L3 or L11 Edge
- ② Options (list in alphabetical order):

- CR Polished chrome (T and Y Bases), add \$160 per base
- CSH Locking casters for hard floors, add \$50 per caster
- CS Locking casters for soft floors, add \$50 per caster
Nesting tables come with these locking casters
- GB Non-Powered Grommet (Black), add \$40 list each
- GS Non-Powered Grommet (Silver), add \$40 list each
Select Location Code



- QR Leveling Gangers, add \$300 list per table
- TG Table Gangers, add \$200 list per table
Select Location Code



- WB Cable base with hole, add \$100 list per table
- AH Adjustable height, push-pin (T Bases), add \$450 list
Range 26"-35"
- AHB Adjustable height, push-pin (T Bases), add \$550 list
Range 29"-42"

3. Finishes

Laminate Color:
 Top Edge Color:
 Base Color:

4. Quantity of Tables

NOTES:

- Nesting tables come with CS casters for soft floors
- "C" style bases are available for the same price as "T" style bases (Replace T in model Code with C)
- Folding Carts Sold Separately

7' long tables



T Base Outset



Y Base



Nesting

L X W X H	#OF BASES FUNCTION	BASE POSITION	BASE STYLE	MODEL CODE	RES.	L3 LIST PRICE	L11 LIST PRICE
84 30 29		T	SPT1	308429	RES. ①-②	1,940	3,010
29		Y	SPY1	308429	RES. ①-②	2,320	3,470
29 3	Outset	T	SPT1	308429	RES.T. ①-②	2,340	3,490
29	Folding	T	SPT1	308429	REF. ①-②	2,380	3,540
29	Nesting	T	SPT1	308429	REN. ①-②	2,640	3,850
29	Nesting	Y	SPY1	308429	REN. ①-②	3,020	4,310
36		T	SPT1	308436	RES. ①-②	2,160	3,280
36		Y	SPY1	308436	RES. ①-②	2,540	3,730
36 3	Outset	T	SPT1	308436	RES.T. ①-②	2,670	3,890
36	Nesting	T	SPT1	308436	REN. ①-②	2,860	4,120
36	Nesting	Y	SPY1	308436	REN. ①-②	3,300	4,640
42		T	SPT1	308442	RES. ①-②	2,160	3,280
42		Y	SPY1	308442	RES. ①-②	2,540	3,730
42 3	Outset	T	SPT1	308442	RES.T. ①-②	2,670	3,890
42	Nesting	T	SPT1	308442	REN. ①-②	2,860	4,120
42	Nesting	Y	SPY1	308442	REN. ①-②	3,300	4,640
84 36 29	Folding	T	SPT1	368429	REF. ①-②	2,540	3,790
29		T2	SPT2	368429	RES. ①-②	2,600	3,860
29 3	Outset	T2	SPT2	368429	RES.T. ①-②	3,270	4,670
29		Y2	SPY2	368429	RES. ①-②	3,690	5,170
36		T2	SPT2	368436	RES. ①-②	3,040	4,390
36 3	Outset	T2	SPT2	368436	RES.T. ①-②	3,930	5,460
36		Y2	SPY2	368436	RES. ①-②	4,130	5,700
42		T2	SPT2	368442	RES. ①-②	3,040	4,390
42 3	Outset	T2	SPT2	368442	RES.T. ①-②	3,930	5,460
42		Y2	SPY2	368442	RES. ①-②	4,130	5,700
84 42 29		T2	SPT2	428429	RES. ①-②	2,850	4,250
29		Y2	SPY2	428429	RES. ①-②	3,940	5,560
36		T2	SPT2	428436	RES. ①-②	3,290	4,780
36		Y2	SPY2	428436	RES. ①-②	4,380	6,080
42		T2	SPT2	428442	RES. ①-②	3,290	4,780
42		Y2	SPY2	428442	RES. ①-②	4,380	6,080

To Order, Specify:

1. **① List Model Code with either L3 or L11 Edge**

2. **② Options (list in alphabetical order):**



CR Polished chrome (T and Y Bases), add \$160 per base

CSH Locking casters for hard floors, add \$50 per caster

CS Locking casters for soft floors, add \$50 per caster
Nesting tables come with these locking casters

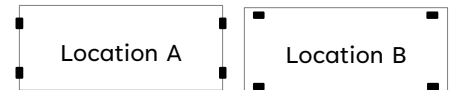
GB Non-Powered Grommet (Black), add \$40 list each

GS Non-Powered Grommet (Silver), add \$40 list each
Select Location Code



QR Leveling Gangers, add \$300 list per table

TG Table Gangers, add \$200 list per table
Select Location Code



WB Cable base with hole, add \$100 list per table

AH Adjustable height, push-pin (T Bases), add \$450 list
Range 26"-35"

AHB Adjustable height, push-pin (T Bases), add \$550 list
Range 29"-42"

3. Finishes

Laminate Color:

Top Edge Color:


Base Color:

4. Quantity of Tables

NOTES:

- Nesting tables come with CS casters for soft floors
- "C" style bases are available for the same price as "T" style bases (Replace T in model Code with C)
- Folding Carts Sold Separately

7' long tables



W	X	L	HEIGHT	SHAPE	BASE STYLE	MODEL CODE		L3 PRICE	L11 PRICE
84	48	29		Rectangle	T2	SPT2 488429 RE.	①-②	3,140	4,260
		29		Boat	T2	SPT2 488429 BT.	①-②	3,630	5,050
		29		Elliptical	T2	SPT2 488429 EL.	①-②	3,630	5,050
		29		Racetrack	T2	SPT2 488429 RT.	①-②	3,630	5,050
		29		Tele-wedge	T2	SPT2 488429 TW.	①-②	3,630	5,050
		29		Rectangle	Y2	SPY2 488429 RE.	①-②	4,400	5,640
		29		Boat	Y2	SPY2 488429 BT.	①-②	4,900	6,430
		29		Elliptical	Y2	SPY2 488429 EL.	①-②	4,900	6,430
		29		Racetrack	Y2	SPY2 488429 RT.	①-②	4,900	6,430
		29		Tele-wedge	Y2	SPY2 488429 TW.	①-②	4,900	6,430
84	60	29		Rectangle	T2	SPT2 608429 RE.	①-②	3,520	4,750
		29		Boat	T2	SPT2 608429 BT.	①-②	4,480	6,140
		29		Elliptical	T2	SPT2 608429 EL.	①-②	4,480	6,140
		29		Racetrack	T2	SPT2 608429 RT.	①-②	4,480	6,140
		29		Tele-wedge	T2	SPT2 608429 TW.	①-②	4,480	6,140
		29		Rectangle	Y2	SPY2 608429 RE.	①-②	4,700	6,040
		29		Boat	Y2	SPY2 608429 BT.	①-②	5,760	7,530
		29		Elliptical	Y2	SPY2 608429 EL.	①-②	5,760	7,530
		29		Racetrack	Y2	SPY2 608429 RT.	①-②	5,760	7,530
		29		Tele-wedge	Y2	SPY2 608429 TW.	①-②	5,760	7,530


To Order, Specify:

- ① List Model Code with either L3 or L11 Edge
- ② Options (list in alphabetical order):

CR Polished chrome (T2 Bases), add \$300 per base
 CR Polished chrome (Y2 Bases), add \$900 per base

CSH Locking casters for hard floors, add \$50 per caster
 CS Locking casters for soft floors, add \$50 per caster

GB Non-Powered Grommet (Black), add \$40 list each
 GS Non-Powered Grommet (Silver), add \$40 list each
 Select Location Code



WB Cable base with hole, add \$100 list per table

3. Finishes

Laminate Color:
 Top Edge Color:
 Base Color:

4. Quantity of Tables



T2 Base Model



Y2 Base Model

8' long tables



T2 Base Inset



Y Base

L X W X H	# OF BASES	BASE POSITION	BASE STYLE	MODEL CODE	RES.	L3 LIST PRICE	L11 LIST PRICE
96 18 29	3	T	SPT1	189629	RES. ①-②	2,030	3,050
	3	Outset	T	SPT1 189629	RES.T. ①-②	2,030	3,050
	3	T	SPT1	189636	RES. ①-②	2,390	3,480
	3	Outset	T	SPT1 189636	RES.T. ①-②	2,390	3,480
	3	T	SPT1	189642	RES. ①-②	2,390	3,480
	3	Outset	T	SPT1 189642	RES.T. ①-②	2,390	3,480
96 24 29	3	T	SPT1	249629	RES. ①-②	2,140	3,230
	3	Outset	T	SPT1 249629	RES.T. ①-②	2,140	3,230
	3	Y	SPY1	249629	RES. ①-②	2,190	3,290
	3	T	SPT1	249636	RES. ①-②	2,470	3,620
	3	Outset	T	SPT1 249636	RES.T. ①-②	2,470	3,620
	3	Y	SPY1	249636	RES. ①-②	2,470	3,620
	3	T	SPT1	249642	RES. ①-②	2,470	3,620
	3	Outset	T	SPT1 249642	RES.T. ①-②	2,470	3,620
	3	Y	SPY1	249642	RES. ①-②	2,470	3,620
96 30 29	3	T	SPT1	309629	RES. ①-②	2,360	3,540
	3	Outset	T	SPT1 309629	RES.T. ①-②	2,360	3,540
	3	Y	SPY1	309629	RES. ①-②	2,380	3,560
	3	Y	SPY1	309636	RES. ①-②	2,600	3,830
	3	T	SPT1	309636	RES. ①-②	2,690	3,940
	3	Outset	T	SPT1 309636	RES.T. ①-②	2,690	3,940
	3	Y	SPY1	309642	RES. ①-②	2,600	3,830
	3	T	SPT1	309642	RES. ①-②	2,690	3,940
	3	Outset	T	SPT1 309642	RES.T. ①-②	2,690	3,940

To Order, Specify:

- ① List Model Code with either L3 or L11 Edge
- ② Options (list in alphabetical order):



CR Polished chrome (T and Y Bases), add \$160 per base

CSH Locking casters for hard floors, add \$50 per caster

CS Locking casters for soft floors, add \$50 per caster
Nesting tables come with these locking casters

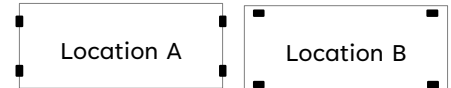
GB Non-Powered Grommet (Black), add \$40 list each

GS Non-Powered Grommet (Silver), add \$40 list each
 Select Location Code



QR Leveling Gangers, add \$300 list per table

TG Table Gangers, add \$200 list per table
 Select Location Code



WB Cable base with hole, add \$100 list per table

AH Adjustable height, push-pin (T Bases), add \$450 list
 Range 26"-35"

AHB Adjustable height, push-pin (T Bases), add \$550 list
 Range 29"-42"

3. Finishes

Laminate Color:

Top Edge Color:

Base Color:

4. Quantity of Tables

NOTES:

- Nesting tables come with CS casters for soft floors
- "C" style bases are available for the same price as "T" style bases (Replace T in model Code with C)
- Folding Carts Sold Separately

8' long tables



T2 Base Inset



Y Base

L	X	W	X	H	#OF BASES	BASE	BASE	SPT1	369629	REF.	L3 LIST	L11 LIST
					FUNCTION	POSITION	STYLE	MODEL	CODE		PRICE	PRICE
96	36	29	Folding			T	SPT1	369629	RES.	①-②	2,560	3,830
		29				T2	SPT2	369629	RES.	①-②	2,620	3,900
		29	3	Outset		T2	SPT2	369629	RES.	①-②	3,290	4,700
		29				Y2	SPY2	369629	RES.	①-②	3,770	5,280
		36				T2	SPT2	369636	RES.	①-②	3,060	4,430
		36	3	Outset		T2	SPT2	369636	RES.	①-②	3,950	5,500
		36				Y2	SPY2	369636	RES.	①-②	4,210	5,810
		42				T2	SPT2	369642	RES.	①-②	3,060	4,430
		42	3	Outset		T2	SPT2	369642	RES.	①-②	3,950	5,500
		42				Y2	SPY2	369642	RES.	①-②	4,210	5,810
96	42	29				T2	SPT2	429629	RES.	①-②	2,860	4,280
		29				Y2	SPY2	429629	RES.	①-②	4,010	5,660
		36				T2	SPT2	429636	RES.	①-②	3,300	4,810
		36				Y2	SPY2	429636	RES.	①-②	4,450	6,190
		42				T2	SPT2	429642	RES.	①-②	3,300	4,810
		42				Y2	SPY2	429642	RES.	①-②	4,450	6,190


To Order, Specify:

- ① List Model Code with either L3 or L11 Edge
- ② Options (list in alphabetical order):

- CR Polished chrome (T and Y Bases), add \$160 per base
- CR Polished chrome (T2 Bases), add \$300 per base
- CR Polished chrome (X Bases), add \$200 per base
- CR Polished chrome (X4 Bases), add \$700 per base
- CR Polished chrome (Y2 Bases), add \$900 per base

- CSH Locking casters for hard floors, add \$50 per caster
- CS Locking casters for soft floors, add \$50 per caster

- GB Non-Powered Grommet (Black), add \$40 list each
 - GS Non-Powered Grommet (Silver), add \$40 list each
- Select Location Code



- WB Cable base with hole, add \$100 list per table

3. Finishes

- Laminate Color:
- Top Edge Color:
- Base Color:

4. Quantity of Tables

8' long tables



W	X	L	HEIGHT	SHAPE	BASE STYLE	MODEL CODE		L3 PRICE	L11 PRICE
96	48	29	29	Rectangle	T2	SPT2 489629 RE.	①-②	3,170	4,300
			29	Boat	T2	SPT2 489629 BT.	①-②	3,670	5,100
			29	Elliptical	T2	SPT2 489629 EL.	①-②	3,670	5,100
			29	Racetrack	T2	SPT2 489629 RT.	①-②	3,670	5,100
			29	Tele-wedge	T2	SPT2 489629 TW.	①-②	3,670	5,100
			29	Rectangle	Y2	SPY2 489629 RE.	①-②	4,500	5,750
			29	Boat	Y2	SPY2 489629 BT.	①-②	5,010	6,550
			29	Elliptical	Y2	SPY2 489629 EL.	①-②	5,010	6,550
			29	Racetrack	Y2	SPY2 489629 RT.	①-②	5,010	6,550
			29	Tele-wedge	Y2	SPY2 489629 TW.	①-②	5,010	6,550
96	60	29	29	Rectangle	T2	SPT2 609629 RE.	①-②	3,530	4,800
			29	Boat	T2	SPT2 609629 BT.	①-②	4,500	6,200
			29	Elliptical	T2	SPT2 609629 EL.	①-②	4,500	6,200
			29	Racetrack	T2	SPT2 609629 RT.	①-②	4,500	6,200
			29	Tele-wedge	T2	SPT2 609629 TW.	①-②	4,500	6,200
			29	Rectangle	Y2	SPY2 609629 RE.	①-②	4,770	6,160
			29	Boat	Y2	SPY2 609629 BT.	①-②	5,860	7,670
			29	Elliptical	Y2	SPY2 609629 EL.	①-②	5,860	7,670
			29	Racetrack	Y2	SPY2 609629 RT.	①-②	5,860	7,670
			29	Tele-wedge	Y2	SPY2 609629 TW.	①-②	5,860	7,670

To Order, Specify:


1. **① List Model Code with either L3 or L11 Edge**

2. **② Options (list in alphabetical order):**

CR Polished chrome (T2 Bases), add \$300 per base
 CR Polished chrome (Y2 Bases), add \$900 per base

CSH Locking casters for hard floors, add \$50 per caster
 CS Locking casters for soft floors, add \$50 per caster

GB Non-Powered Grommet (Black), add \$40 list each
 GS Non-Powered Grommet (Silver), add \$40 list each
 Select Location Code



WB Cable base with hole, add \$100 list per table

3. Finishes

Laminate Color:
 Top Edge Color:
 Base Color:

4. Quantity of Tables



T2 Base Model



Y2 Base Model

9' long tables



T2 Base Inset



Y Base

L x W x H	# OF BASES	BASE POSITION	BASE STYLE	MODEL CODE	RES.	L3 LIST PRICE	L11 LIST PRICE
108 18 29	3		T	SPT1 1810829	RES. ①-②	2,210	3,240
	3	Outset	T	SPT1 1810829	RES.T. ①-②	2,210	3,240
	3		T	SPT1 1810836	RES. ①-②	2,570	3,670
	3	Outset	T	SPT1 1810836	RES.T. ①-②	2,570	3,670
	3		T	SPT1 1810842	RES. ①-②	2,570	3,670
	3	Outset	T	SPT1 1810842	RES.T. ①-②	2,570	3,670
108 24 29	3		T	SPT1 2410829	RES. ①-②	2,270	3,440
	3	Outset	T	SPT1 2410829	RES.T. ①-②	2,270	3,440
	3		Y	SPY1 2410829	RES. ①-②	2,890	4,190
	3		T	SPT1 2410836	RES. ①-②	2,600	3,840
	3	Outset	T	SPT1 2410836	RES.T. ①-②	2,600	3,840
	3		Y	SPY1 2410836	RES. ①-②	3,290	4,670
	3		T	SPT1 2410842	RES. ①-②	2,600	3,840
	3	Outset	T	SPT1 2410842	RES.T. ①-②	2,600	3,840
	3		Y	SPY1 2410842	RES. ①-②	3,290	4,670
108 30 29	3		T	SPT1 3010829	RES. ①-②	2,520	3,800
	3	Outset	T	SPT1 3010829	RES.T. ①-②	2,520	3,800
	3		Y	SPY1 3010829	RES. ①-②	3,140	4,550
	3		T	SPT1 3010836	RES. ①-②	2,850	4,200
	3	Outset	T	SPT1 3010836	RES.T. ①-②	2,850	4,200
	3		Y	SPY1 3010836	RES. ①-②	3,470	4,940
	3		T	SPT1 3010842	RES. ①-②	2,850	4,200
	3	Outset	T	SPT1 3010842	RES.T. ①-②	2,850	4,200
	3		Y	SPY1 3010842	RES. ①-②	3,470	4,940
108 36 29	3		T2	SPT2 3610829	RES. ①-②	3,490	5,020
	3	Outset	T2	SPT2 3610829	RES.T. ①-②	3,490	5,020
	3		Y2	SPY2 3610829	RES. ①-②	5,060	6,900
	3		T2	SPT2 3610836	RES. ①-②	4,150	5,810
	3	Outset	T2	SPT2 3610836	RES.T. ①-②	4,150	5,810
	3		Y2	SPY2 3610836	RES. ①-②	5,730	7,700
	3		T2	SPT2 3610842	RES. ①-②	4,150	5,810
	3	Outset	T2	SPT2 3610842	RES.T. ①-②	4,150	5,810
	3		Y2	SPY2 3610842	RES. ①-②	5,730	7,700
108 42 29	3		T2	SPT2 4210829	RES. ①-②	3,790	5,480
	3		Y2	SPY2 4210829	RES. ①-②	5,360	7,370
	3		T2	SPT2 4210836	RES. ①-②	4,450	6,280
	3		Y2	SPY2 4210836	RES. ①-②	6,030	8,170
	3		T2	SPT2 4210842	RES. ①-②	4,450	6,280
	3		Y2	SPY2 4210842	RES. ①-②	6,030	8,170

To Order, Specify:

1. ① List Model Code with either L3 or L11 Edge

2. ② Options (list in alphabetical order):

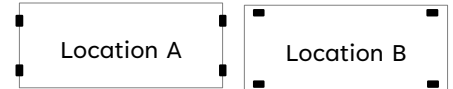
- CR Polished chrome (T and Y Bases), add \$160 per base
- CR Polished chrome (T2 Bases), add \$300 per base
- CR Polished chrome (Y2 Bases), add \$900 per base

- CSH Locking casters for hard floors, add \$50 per caster
- CS Locking casters for soft floors, add \$50 per caster

- GB Non-Powered Grommet (Black), add \$40 list each
 - GS Non-Powered Grommet (Silver), add \$40 list each
- Select Location Code



- QR Leveling Gangers, add \$300 list per table
 - TG Table Gangers, add \$200 list per table
- Select Location Code



- WB Cable base with hole, add \$100 list per table

3. Finishes

Laminate Color:
 Top Edge Color:
 Base Color:

4. Quantity of Tables

9' long tables



W	X	L	HEIGHT	SHAPE	BASE STYLE	MODEL CODE		L3 PRICE	L11 PRICE
108	48	29		Rectangle	T2	SPT2 4810829 RE.	①-②	4,180	5,510
	29			Boat	T2	SPT2 4810829 BT.	①-②	4,770	6,430
	29			Elliptical	T2	SPT2 4810829 EL.	①-②	4,770	6,430
	29			Racetrack	T2	SPT2 4810829 RT.	①-②	4,770	6,430
	29			Tele-wedge	T2	SPT2 4810829 TW.	①-②	4,770	6,430
	29			Rectangle	Y2	SPY2 4810829 RE.	①-②	5,970	7,460
	29			Boat	Y2	SPY2 4810829 BT.	①-②	6,570	8,390
	29			Elliptical	Y2	SPY2 4810829 EL.	①-②	6,570	8,390
	29			Racetrack	Y2	SPY2 4810829 RT.	①-②	6,570	8,390
	29			Tele-wedge	Y2	SPY2 4810829 TW.	①-②	6,570	8,390

108	60	29		Rectangle	T2	SPT2 6010829 RE.	①-②	4,640	6,140
	29			Boat	T2	SPT2 6010829 BT.	①-②	5,820	7,830
	29			Elliptical	T2	SPT2 6010829 EL.	①-②	5,820	7,830
	29			Racetrack	T2	SPT2 6010829 RT.	①-②	5,820	7,830
	29			Tele-wedge	T2	SPT2 6010829 TW.	①-②	5,820	7,830
	29			Rectangle	Y2	SPY2 6010829 RE.	①-②	6,350	8,000
	29			Boat	Y2	SPY2 6010829 BT.	①-②	7,680	9,840
	29			Elliptical	Y2	SPY2 6010829 EL.	①-②	7,680	9,840
	29			Racetrack	Y2	SPY2 6010829 RT.	①-②	7,680	9,840
	29			Tele-wedge	Y2	SPY2 6010829 TW.	①-②	7,680	9,840


To Order, Specify:

- ① List Model Code with either L3 or L11 Edge
- ② Options (list in alphabetical order):

CR Polished chrome (T2 Bases), add \$300 per base
 CR Polished chrome (Y2 Bases), add \$900 per base

CSH Locking casters for hard floors, add \$50 per caster
 CS Locking casters for soft floors, add \$50 per caster

GB Non-Powered Grommet (Black), add \$40 list each
 GS Non-Powered Grommet (Silver), add \$40 list each
 Select Location Code



WB Cable base with hole, add \$100 list per table

3. Finishes

Laminate Color:
 Top Edge Color:
 Base Color:

4. Quantity of Tables

NOTE:

Tables 108"+ Tables have three bases



T2 Base Model



Y2 Base Model



10' long tables



T2 Base Inset



Y Base

L X W X H	# OF BASES	BASE POSITION	BASE STYLE	MODEL CODE	L3 LIST PRICE	L11 LIST PRICE
120 18 29	3		T	SPT1 1812029 RES.	2,220	3,290
	3	Outset	T	SPT1 1812029 RES.T.	2,220	3,290
	3		T	SPT1 1812036 RES.	2,580	3,720
	3	Outset	T	SPT1 1812036 RES.T.	2,580	3,720
	3		T	SPT1 1812042 RES.	2,580	3,720
	3	Outset	T	SPT1 1812042 RES.T.	2,580	3,720
120 24 29	3		T	SPT1 2412029 RES.	2,290	3,490
	3	Outset	T	SPT1 2412029 RES.T.	2,290	3,490
	3		Y	SPY1 2412029 RES.	2,940	4,270
	3		T	SPT1 2412036 RES.	2,620	3,890
	3	Outset	T	SPT1 2412036 RES.T.	2,620	3,890
	3		Y	SPY1 2412036 RES.	3,340	4,750
	3		T	SPT1 2412042 RES.	2,620	3,890
	3	Outset	T	SPT1 2412042 RES.T.	2,620	3,890
	3		Y	SPY1 2412042 RES.	3,340	4,750
120 30 29	3		T	SPT1 3012029 RES.	2,550	3,840
	3	Outset	T	SPT1 3012029 RES.T.	2,550	3,840
	3		Y	SPY1 3012029 RES.	3,200	4,620
	3		T	SPT1 3012036 RES.	2,880	4,240
	3	Outset	T	SPT1 3012036 RES.T.	2,880	4,240
	3		Y	SPY1 3012036 RES.	3,540	5,030
	3		T	SPT1 3012042 RES.	2,880	4,240
	3	Outset	T	SPT1 3012042 RES.T.	2,880	4,240
	3		Y	SPY1 3012042 RES.	3,540	5,030
120 36 29	3		T2	SPT2 3612029 RES.	3,500	5,060
	3	Outset	T2	SPT2 3612029 RES.T.	3,500	5,060
	3		Y2	SPY2 3612029 RES.	5,140	7,030
	3		T2	SPT2 3612036 RES.	4,160	5,860
	3	Outset	T2	SPT2 3612036 RES.T.	4,160	5,860
	3		Y2	SPY2 3612036 RES.	5,800	7,820
	3		T2	SPT2 3612042 RES.	4,160	5,860
	3	Outset	T2	SPT2 3612042 RES.T.	4,160	5,860
	3		Y2	SPY2 3612042 RES.	5,800	7,820
120 42 29	3		T2	SPT2 4212029 RES.	3,810	5,530
	3		Y2	SPY2 4212029 RES.	5,450	7,500
	3		T2	SPT2 4212036 RES.	4,470	6,320
	3		Y2	SPY2 4212036 RES.	6,110	8,290
	3		T2	SPT2 4212042 RES.	4,470	6,320
	3		Y2	SPY2 4212042 RES.	6,110	8,290

To Order, Specify:

1. **1** List Model Code with either L3 or L11 Edge

2. **2** Options (list in alphabetical order):

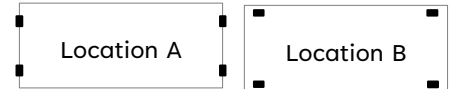
- CR Polished chrome (T and Y Bases), add \$160 per base
- CR Polished chrome (T2 Bases), add \$300 per base
- CR Polished chrome (Y2 Bases), add \$900 per base

- CSH Locking casters for hard floors, add \$50 per caster
- CS Locking casters for soft floors, add \$50 per caster

- GB Non-Powered Grommet (Black), add \$40 list each
 - GS Non-Powered Grommet (Silver), add \$40 list each
- Select Location Code



- QR Leveling Gangers, add \$300 list per table
 - TG Table Gangers, add \$200 list per table
- Select Location Code




- WB Cable base with hole, add \$100 list per table
- AH Adjustable height, push-pin (T Bases), add \$450 list
Range 26"-35"
- AHB Adjustable height, push-pin (T Bases), add \$550 list
Range 29"-42"

3. Finishes

- Laminate Color:
- Top Edge Color:
- Base Color:

4. Quantity of Tables

10' long tables



W	X	L	HEIGHT	SHAPE	BASE STYLE	MODEL CODE		L3 PRICE	L11 PRICE
120	48	29		Rectangle	T2	SPT2 4812029 RE.	①-②	4,200	5,560
	29			Boat	T2	SPT2 4812029 BT.	①-②	4,800	6,500
	29			Elliptical	T2	SPT2 4812029 EL.	①-②	4,800	6,500
	29			Racetrack	T2	SPT2 4812029 RT.	①-②	4,800	6,500
	29			Tele-wedge	T2	SPT2 4812029 TW.	①-②	4,800	6,500
	29			Rectangle	Y2	SPY2 4812029 RE.	①-②	6,070	7,600
	29			Boat	Y2	SPY2 4812029 BT.	①-②	6,670	8,540
	29			Elliptical	Y2	SPY2 4812029 EL.	①-②	6,670	8,540
	29			Racetrack	Y2	SPY2 4812029 RT.	①-②	6,670	8,540
	29			Tele-wedge	Y2	SPY2 4812029 TW.	①-②	6,670	8,540
120	60	29		Rectangle	T2	SPT2 6012029 RE.	①-②	4,680	6,180
	29			Boat	T2	SPT2 6012029 BT.	①-②	5,870	7,880
	29			Elliptical	T2	SPT2 6012029 EL.	①-②	5,870	7,880
	29			Racetrack	T2	SPT2 6012029 RT.	①-②	5,870	7,880
	29			Tele-wedge	T2	SPT2 6012029 TW.	①-②	5,870	7,880
	29			Rectangle	Y2	SPY2 6012029 RE.	①-②	6,450	8,110
	29			Boat	Y2	SPY2 6012029 BT.	①-②	7,800	9,970
	29			Elliptical	Y2	SPY2 6012029 EL.	①-②	7,800	9,970
	29			Racetrack	Y2	SPY2 6012029 RT.	①-②	7,800	9,970
	29			Tele-wedge	Y2	SPY2 6012029 TW.	①-②	7,800	9,970


To Order, Specify:

- ① List Model Code with either L3 or L11 Edge
- ② Options (list in alphabetical order):

CR Polished chrome (T2 Bases), add \$300 per base
 CR Polished chrome (Y2 Bases), add \$900 per base

CSH Locking casters for hard floors, add \$50 per caster
 CS Locking casters for soft floors, add \$50 per caster

GB Non-Powered Grommet (Black), add \$40 list each
 GS Non-Powered Grommet (Silver), add \$40 list each
 Select Location Code



WB Cable base with hole, add \$100 list per table

3. Finishes

Laminate Color:
 Top Edge Color:
 Base Color:

4. Quantity of Tables

NOTE:

Tables 108"+ Tables have three bases



T2 Base Model



Y2 Base Model

Round Tables



18" High

29" High

Nesting

DIAMETER	HEIGHT	FUNCTION	BASE POSITION	BASE STYLE	MODEL CODE	L3 LIST PRICE	L11 LIST PRICE
24	18"			X	SPX1 2418 RD S. ①-②	1,140	1,480
24	29"			X	SPX1 2429 RD S. ①-②	1,140	1,480
24	29"	Nesting		X	SPX1 2429 RD N. ①-②	1,500	1,840
24	36"			X	SPX1 2436 RD S. ①-②	1,250	1,590
24	36"	Nesting		X	SPX1 2436 RD N. ①-②	1,610	1,950
24	42"			X	SPX1 2442 RD S. ①-②	1,250	1,590
24	42"	Nesting		X	SPX1 2442 RD N. ①-②	1,610	1,950
30	18"			X	SPX1 3018 RD S. ①-②	1,240	1,630
30	29"			X	SPX1 3029 RD S. ①-②	1,240	1,630
30	29"	Nesting		X	SPX1 3029 RD N. ①-②	1,590	1,980
30	36"			X	SPX1 3036 RD S. ①-②	1,350	1,740
30	36"	Nesting		X	SPX1 3036 RD N. ①-②	1,710	2,100
30	42"			X	SPX1 3042 RD S. ①-②	1,350	1,740
30	42"	Nesting		X	SPX1 3042 RD N. ①-②	1,710	2,100
36	18"			X	SPX1 3618 RD S. ①-②	1,330	1,760
36	29"			X	SPX1 3629 RD S. ①-②	1,330	1,760
36	29"	Nesting		X	SPX1 3629 RD N. ①-②	1,680	2,110
36	36"			X	SPX1 3636 RD S. ①-②	1,440	1,870
36	36"	Nesting		X	SPX1 3636 RD N. ①-②	1,800	2,230
36	42"			X	SPX1 3642 RD S. ①-②	1,440	1,870
36	42"	Nesting		X	SPX1 3642 RD N. ①-②	1,800	2,230
42	18"			X	SPX1 4218 RD S. ①-②	1,590	2,120
42	29"			X	SPX1 4229 RD S. ①-②	1,590	2,120
42	29"	Nesting		X	SPX1 4229 RD N. ①-②	1,950	2,480
42	36"			X	SPX1 4236 RD S. ①-②	1,700	2,230
42	36"	Nesting		X	SPX1 4236 RD N. ①-②	2,060	2,590
42	42"			X	SPX1 4242 RD S. ①-②	1,700	2,230
42	42"	Nesting		X	SPX1 4242 RD N. ①-②	2,060	2,590

To Order, Specify:

1. ① List Model Code with either L3 or L11 Edge

2. ② Options (list in alphabetical order):

- AH Adjustable height, push-pin, add \$400 per table Range 26"-35"
- AHB Adjustable height, push-pin, add \$500 per table Range 29"-42"
- CR Polished chrome (X Bases), add \$200 per base
- CSH Locking casters for hard floors, add \$50 per caster
- CS Locking casters for soft floors, add \$50 per caster
Nesting tables come with these locking casters
- GB Non-Powered Grommet (Black), add \$40 list each
- GS Non-Powered Grommet (Silver), add \$40 list each
- HOOK Bag Hook, add \$20 list per hook
- WB Cable base with hole, add \$100 list per table
- WPP Power box pass through for X bases, add \$900 list

3. Finishes


- Laminate Color:
- Top Edge Color:
- Base Color:

4. Quantity of Tables

NOTES:

- Nesting tables come with CS casters for soft floors

Round Tables



18" High

29" High

Nesting

42" High

L X W	HEIGHT	FUNCTION	POSITION	BASE STYLE	MODEL CODE	L3 LIST PRICE	L11 LIST PRICE
48	18"			X	SPX1 4818 RD S. ①-②	1,690	2,230
48	29"			X	SPX1 4829 RD S. ①-②	1,690	2,230
48	29"	Nesting		X	SPX1 4829 RD N. ①-②	2,040	2,580
48	36"			X	SPX1 4836 RD S. ①-②	1,800	2,340
48	36"	Nesting		X	SPX1 4836 RD N. ①-②	2,160	2,700
48	42"			X	SPX1 4842 RD S. ①-②	1,800	2,340
48	42"	Nesting		X	SPX1 4842 RD N. ①-②	2,160	2,700
54	29"			X4	SPX4 5429 RD S. ①-②	2,730	3,400
54	29"	Folding	Outset	T2	SPT2 5429 RD F. ①-②	4,030	4,700
54	36"			X4	SPX4 5436 RD S. ①-②	3,130	3,800
54	42"			X4	SPX4 5442 RD S. ①-②	3,130	3,800
60	29"			X4	SPX4 6029 RD S. ①-②	2,750	3,430
60	29"	Folding	Outset	T2	SPT2 6029 RD F. ①-②	4,050	4,730
60	36"			X4	SPX4 6036 RD S. ①-②	3,150	3,830
60	42"			X4	SPX4 6042 RD S. ①-②	3,150	3,830
72	29"			X4	SPX4 7229 RD S. ①-②	4,380	5,650
72	29"	Folding	Outset	T2	SPT2 7229 RD F. ①-②	5,670	6,940
72	36"			X4	SPX4 7236 RD S. ①-②	4,780	6,050
72	42"			X4	SPX4 7242 RD S. ①-②	4,780	6,050
84	29"			X4	SPX4 8429 RD S. ①-②	6,380	8,220
84	36"			X4	SPX4 8436 RD S. ①-②	6,780	8,620
84	42"			X4	SPX4 8442 RD S. ①-②	6,780	8,620
96	29"			X4	SPX4 9629 RD S. ①-②	7,950	9,900
96	36"			X4	SPX4 9636 RD S. ①-②	8,350	10,300
96	42"			X4	SPX4 9642 RD S. ①-②	8,350	10,300

To Order, Specify:

1. ① List Model Code with either L3 or L11 Edge

2. ② Options (list in alphabetical order):

- AH Adjustable height, push-pin, add \$400 per table Range 26"-35" (X Bases)
- AHB Adjustable height, push-pin, add \$500 per table Range 29"-42" (X Bases)
- CR Polished chrome (X Bases), add \$200 per base
- CR Polished chrome (X4 Bases), add \$700 per base
- CSH Locking casters for hard floors, add \$50 per caster
- CS Locking casters for soft floors, add \$50 per caster
Nesting tables come with these locking casters
- GB Non-Powered Grommet (Black), add \$40 list each
- GS Non-Powered Grommet (Silver), add \$40 list each
- HOOK Bag Hook, add \$20 list per hook
- WB Cable base with hole, add \$100 list per table
- WPP Power box pass through for X bases, add \$900 list

3. Finishes

- Laminate Color:
- Top Edge Color:
- Base Color:

4. Quantity of Tables

NOTES:

- Nesting tables come with CS casters for soft floors
- Folding Carts sold separately

Square Tables



18" High

29" High

Nesting

42" High

L X W	HEIGHT	FUNCTION	BASE POSITION	BASE STYLE	MODEL CODE	L3 LIST PRICE	L11 LIST PRICE
18	18	18"		X	SPX1 181818 SQ S. ①-②	980	1,270
18	18	29"		X	SPX1 181829 SQ S. ①-②	990	1,280
18	18	29"	Nesting	X	SPX1 181829 SQ N. ①-②	1,350	1,640
18	18	36"		X	SPX1 181836 SQ S. ①-②	1,100	1,390
18	18	36"	Nesting	X	SPX1 181836 SQ N. ①-②	1,460	1,750
18	18	42"		X	SPX1 181842 SQ S. ①-②	1,100	1,390
18	18	42"	Nesting	X	SPX1 181842 SQ N. ①-②	1,460	1,750
24	24	18"		X	SPX1 242418 SQ S. ①-②	1,010	1,360
24	24	29"		X	SPX1 242429 SQ S. ①-②	1,010	1,360
24	24	29"	Nesting	X	SPX1 242429 SQ N. ①-②	1,370	1,720
24	24	36"		X	SPX1 242436 SQ S. ①-②	1,120	1,470
24	24	36"	Nesting	X	SPX1 242436 SQ N. ①-②	1,480	1,830
24	24	42"		X	SPX1 242442 SQ S. ①-②	1,120	1,470
24	24	42"	Nesting	X	SPX1 242442 SQ N. ①-②	1,480	1,830
30	30	18"		X	SPX1 303018 SQ S. ①-②	1,140	1,520
30	30	29"		X	SPX1 303029 SQ S. ①-②	1,140	1,520
30	30	29"	Nesting	X	SPX1 303029 SQ N. ①-②	1,490	1,870
30	30	36"		X	SPX1 303036 SQ S. ①-②	1,250	1,630
30	30	36"	Nesting	X	SPX1 303036 SQ N. ①-②	1,610	1,990
30	30	42"		X	SPX1 303042 SQ S. ①-②	1,250	1,630
30	30	42"	Nesting	X	SPX1 303042 SQ N. ①-②	1,610	1,990
36	36	18"		X	SPX1 363618 SQ S. ①-②	1,310	1,730
36	36	29"		X	SPX1 363629 SQ S. ①-②	1,310	1,730
36	36	29"	Nesting	X	SPX1 363629 SQ N. ①-②	1,670	2,090
36	36	36"		X	SPX1 363636 SQ S. ①-②	1,420	1,840
36	36	36"	Nesting	X	SPX1 363636 SQ N. ①-②	1,780	2,200
36	36	42"		X	SPX1 363642 SQ S. ①-②	1,420	1,840
36	36	42"	Nesting	X	SPX1 363642 SQ N. ①-②	1,780	2,200

To Order, Specify:

- ① List Model Code with either L3 or L11 Edge
- ② Options (list in alphabetical order):

- AH Adjustable height, push-pin, add \$400 per table Range 26"-35" (X Bases)
- AHB Adjustable height, push-pin, add \$500 per table Range 29"-42" (X Bases)
- CR Polished chrome (X Bases), add \$200 per base
- CSH Locking casters for hard floors, add \$50 per caster
- CS Locking casters for soft floors, add \$50 per caster
Nesting tables come with these locking casters
- GB Non-Powered Grommet (Black), add \$40 list each
- GS Non-Powered Grommet (Silver), add \$40 list each
- HOOK Bag Hook, add \$20 list per hook
- QR Leveling Gangers, add \$300 list per table
- TG Table Gangers, add \$200 list per table
- WB Cable base with hole, add \$100 list per table
- WPP Power box pass through for X bases, add \$900 list

3. Finishes

- Laminate Color:
- Top Edge Color:
- Base Color:

4. Quantity of Tables

NOTES:

- Nesting tables come with CS casters for soft floors

Square Tables



L X W	HEIGHT	FUNCTION	BASE POSITION	BASE STYLE	MODEL CODE	L3 LIST PRICE	L11 LIST PRICE
42	42	18"		X	SPX1 424218 SQ S.	①-② 1,620	2,110
42	42	29"		X	SPX1 424229 SQ S.	①-② 1,620	2,110
42	42	29"	Nesting	X	SPX1 424229 SQ N.	①-② 1,970	2,460
42	42	36"		X	SPX1 424236 SQ S.	①-② 1,730	2,220
42	42	36"	Nesting	X	SPX1 424236 SQ N.	①-② 2,090	2,580
42	42	42"		X	SPX1 424242 SQ S.	①-② 1,730	2,220
42	42	42"	Nesting	X	SPX1 424242 SQ N.	①-② 2,090	2,580
48	48	29"		X	SPX1 484829 SQ S.	①-② 1,640	2,140
48	48	29"	Nesting	X	SPX1 484829 SQ N.	①-② 1,990	2,490
48	48	36"		X	SPX1 484836 SQ S.	①-② 1,750	2,250
48	48	36"	Nesting	X	SPX1 484836 SQ N.	①-② 2,110	2,610
48	48	42"		X	SPX1 484842 SQ S.	①-② 1,750	2,250
48	48	42"	Nesting	X	SPX1 484842 SQ N.	①-② 2,110	2,610
54	54	29"		X4	SPX4 545429 SQ S.	①-② 2,710	3,320
54	54	29"	Folding Outset	T2	SPT2 545429 SQ F.	①-② 4,010	4,620
54	54	36"		X4	SPX4 545436 SQ S.	①-② 3,110	3,720
54	54	42"		X4	SPX4 545442 SQ S.	①-② 3,110	3,720
60	60	29"		X4	SPX4 606029 SQ S.	①-② 2,740	3,350
60	60	29"	Folding Outset	T2	SPT2 606029 SQ F.	①-② 4,040	4,650
60	60	36"		X4	SPX4 606036 SQ S.	①-② 3,140	3,750
60	60	42"		X4	SPX4 606042 SQ S.	①-② 3,140	3,750
72	72	29"		X4	SPX4 727229 SQ S.	①-② 4,320	5,250
72	72	29"	Folding Outset	T2	SPT2 727229 SQ F.	①-② 5,610	6,540
72	72	36"		X4	SPX4 727236 SQ S.	①-② 4,720	5,650
72	72	42"		X4	SPX4 727242 SQ S.	①-② 4,720	5,650
84	84	29"		X4	SPX4 848429 SQ S.	①-② 6,290	7,740
84	84	36"		X4	SPX4 848436 SQ S.	①-② 6,690	8,140
84	84	42"		X4	SPX4 848442 SQ S.	①-② 6,690	8,140

To Order, Specify:

- 1. List Model Code with either L3 or L11 Edge**
- 2. Options (list in alphabetical order):**
 - AH Adjustable height, push-pin, add \$400 per table Range 26"-35" (X Bases)
 - AHB Adjustable height, push-pin, add \$500 per table Range 29"-42" (X Bases)
 - CR Polished chrome (X Bases), add \$200 per base
 - CR Polished chrome (X4 Bases), add \$700 per base
 - CSH Locking casters for hard floors, add \$50 per caster
 - CS Locking casters for soft floors, add \$50 per caster
Nesting tables come with these locking casters
 - GB Non-Powered Grommet (Black), add \$40 list each
 - GS Non-Powered Grommet (Silver), add \$40 list each
 - HOOK Bag Hook, add \$20 list per hook
 - QR Leveling Gangers, add \$300 list per table
 - TG Table Gangers, add \$200 list per table
 - WB Cable base with hole, add \$100 list per table
 - WPP Power box pass through for X bases, add \$900 list

3. Finishes

Laminate Color:
 Top Edge Color:
 Base Color:

4. Quantity of Tables

NOTES:

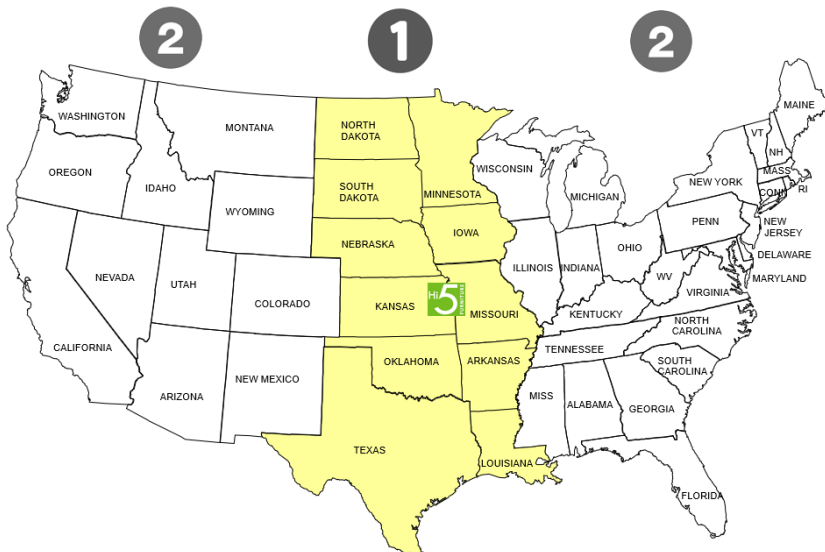
- Nesting tables come with CS casters for soft floors
- Folding Carts sold separately

TRESTLE PRICE BOOK

Effective 03/01/2023



Freight Program



Yellow - Zone 1 Prepaid Freight on orders over \$3000 NET
Orders under \$3000 NET - Add \$300 NET to order

White - Zone 2 Prepaid Freight on orders over \$6000 NET
Orders under \$6000 NET - Add \$600 NET to order

Statement of Line



Arrow



Boat



Coffin



D-Shape



Elliptical



Hashtag



Guitar Pick



Octagon



Paver (large)



Paver (small)



Racetrack



Rectangle



Round



Square



Tele-wedge

TRESTLE TABLES



Email PO to Sales@Hi5Furniture.com

LIST PRICE

STEP 1	List Model Code of Table	TE 4812030 AW. ①-②	\$5,900
STEP 2	List Options (in alphabetical order)	PF.S-32-PdL-PLUG72 (Stainless Flare Power)	\$1,830
		WT Steel Horizontal Wire Trough	\$500

MODEL CODE WITH OPTIONS: TE 4812030 AW.L3- PF.S-32-PdL-PLUG72-WT

\$8,230 LIST PRICE PER TABLE

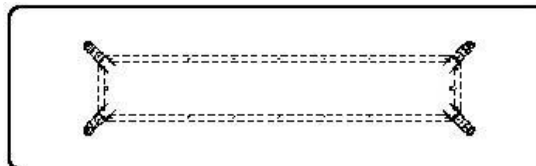
STEP 3 List Finishes
 Top Laminate Name & Number: WA Designer White D354-60
 Top Edge Color: Designer White
 Bases Color: Black [BK]

STEP 4 List the Quantity of Tables Qty. 2

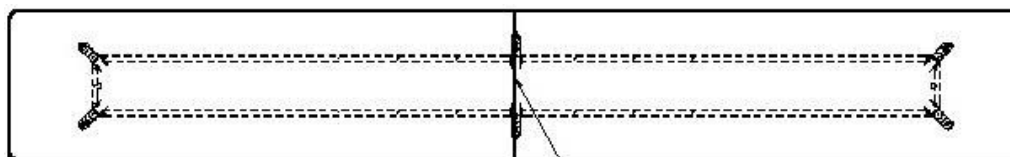
$\times 2$
\$16,460 Total List Price



Contact customer service Sales@Hi5Furniture.com for a quote on these upcharge Tabletop materials:
 Butcher Block
 Quartz
 Solid Surface



Up to 120" long with 4 legs
 Meeting Apron (TE)



120"+ to 240" long with 6 legs
 Meeting Apron (TE)

TOPS WILL DRAW BOLT TOGETHER

4' and 5' tables




L X W	TOP SHAPE	HEIGHT	MODEL CODE	L3 PVC PRICE	L11 KNIFE PRICE
48 48	Hashtag	30	TE 484830 HG. ①-②	4,540	5,970
	Hashtag	36	TE 484836 HG. ①-②	4,630	6,060
	Hashtag	42	TE 484842 HG. ①-②	4,700	6,150
	Paver	30	TE 484830 PR. ①-②	4,520	5,950
	Paver	36	TE 484836 PR. ①-②	4,610	6,050
	Paver	42	TE 484842 PR. ①-②	4,770	6,230
	Square	30	TE 484830 SQ. ①-②	4,350	5,590
	Square	36	TE 484836 SQ. ①-②	4,440	5,690
	Square	42	TE 484842 SQ. ①-②	4,600	5,870
	Round	30	TE 4830 RD. ①-②	4,330	5,610
	Round	36	TE 4836 RD. ①-②	4,410	5,700
	Round	42	TE 4842 RD. ①-②	4,570	5,890
60 60	Hashtag	30	TE 606030 HG. ①-②	5,240	6,970
	Hashtag	36	TE 606036 HG. ①-②	5,330	7,060
	Hashtag	42	TE 606042 HG. ①-②	5,400	7,150
	Paver	30	TE 606030 PR. ①-②	5,220	6,940
	Paver	36	TE 606036 PR. ①-②	5,300	7,030
	Paver	42	TE 606042 PR. ①-②	5,460	7,220
	Square	30	TE 606030 SQ. ①-②	5,020	6,510
	Square	36	TE 606036 SQ. ①-②	5,100	6,610
	Square	42	TE 606042 SQ. ①-②	5,260	6,790
	Round	30	TE 6030 RD. ①-②	4,890	6,420
	Round	36	TE 6036 RD. ①-②	4,980	6,510
	Round	42	TE 6042 RD. ①-②	5,140	6,700

To Order, Specify:

1. ① List Model Code with L3 or L11 Tabletop Edge

2. ② Options (list in alphabetical order):

GB Non-Powered Grommet (Black), add \$40 list each
 GS Non-Powered Grommet (Silver), add \$40 list each
 Select Location Code



3. Finishes

Laminate Color:
 Top Edge Color:
 Metal Color:

4. Quantity of Tables

NOTE:

- Built-in wire management in every leg
- Bases are not available in polished chrome
- Tables have 4 legs

6', 7' and 8' tables




L X W	TOP SHAPE	HEIGHT	MODEL CODE	L3 PVC PRICE	L11 KNIFE PRICE
72 72	Hashtag	30	TE 727230 HG. ①-②	6,920	9,700
	Hashtag	36	TE 727236 HG. ①-②	7,200	10,020
	Hashtag	42	TE 727242 HG. ①-②	7,280	10,120
	Paver	30	TE 727230 PR. ①-②	7,130	9,980
	Paver	36	TE 727236 PR. ①-②	7,210	10,070
	Paver	42	TE 727242 PR. ①-②	7,370	10,260
	Square	30	TE 727230 SQ. ①-②	6,820	9,260
	Square	36	TE 727236 SQ. ①-②	6,900	9,360
	Square	42	TE 727242 SQ. ①-②	7,060	9,540
	Round	30	TE 7230 RD. ①-②	6,710	9,180
	Round	36	TE 7236 RD. ①-②	6,790	9,280
	Round	42	TE 7242 RD. ①-②	6,950	9,460
84 84	Hashtag	30	TE 848430 HG. ①-②	9,530	13,500
	Hashtag	36	TE 848436 HG. ①-②	9,610	13,600
	Hashtag	42	TE 848442 HG. ①-②	9,690	13,690
	Paver	30	TE 848430 PR. ①-②	9,410	13,420
	Paver	36	TE 848436 PR. ①-②	9,490	13,510
	Paver	42	TE 848442 PR. ①-②	9,650	13,700
	Square	30	TE 848430 SQ. ①-②	8,970	12,380
	Square	36	TE 848436 SQ. ①-②	9,050	12,470
	Square	42	TE 848442 SQ. ①-②	9,210	12,660
	Round	30	TE 8430 RD. ①-②	8,920	12,370
	Round	36	TE 8436 RD. ①-②	9,000	12,460
	Round	42	TE 8442 RD. ①-②	9,160	12,650
96 96	Hashtag	30	TE 969630 HG. ①-②	13,030	17,620
	Hashtag	36	TE 969636 HG. ①-②	13,110	17,720
	Hashtag	42	TE 969642 HG. ①-②	13,190	17,810
	Paver	30	TE 969630 PR. ①-②	12,870	17,520
	Paver	36	TE 969636 PR. ①-②	12,960	17,620
	Paver	42	TE 969642 PR. ①-②	13,120	17,800
	Square	30	TE 969630 SQ. ①-②	12,310	16,260
	Square	36	TE 969636 SQ. ①-②	12,400	16,350
	Square	42	TE 969642 SQ. ①-②	12,560	16,540
	Round	30	TE 9630 RD. ①-②	10,810	14,580
	Round	36	TE 9636 RD. ①-②	10,890	14,680
	Round	42	TE 9642 RD. ①-②	11,050	14,860

To Order, Specify:

- ① List Model Code with L3 or L11 Tabletop Edge
- ② Options (list in alphabetical order):

GB Non-Powered Grommet (Black), add \$40 list each
 GS Non-Powered Grommet (Silver), add \$40 list each
 Select Location Code



WT Steel Horizontal Wire Trough, add \$500 each
 Available on tables 84 and 96 tables

3. Finishes

Laminate Color:
 Top Edge Color:
 Metal Color:

4. Quantity of Tables

NOTE:

- Built-in wire management in every leg
- Bases are not available in polished chrome
- Tables have 4 legs
- 72"+ long tables are two-piece Tabletops
- Two-piece Tabletops are not grain matched due to limitations of materials

4' long tables




L X W	TOP SHAPE	HEIGHT	MODEL CODE	L3 PVC PRICE	L11 KNIFE PRICE
48 36	Arrow	30	TE 364830 AW. 1-2	4,360	5,630
	Arrow	36	TE 364836 AW. 1-2	4,450	5,730
	Arrow	42	TE 364842 AW. 1-2	4,530	5,820
	Boat	30	TE 364830 BT. 1-2	4,360	5,630
	Boat	36	TE 364836 BT. 1-2	4,450	5,730
	Boat	42	TE 364842 BT. 1-2	4,530	5,820
	D Shape	30	TE 364830 DS. 1-2	4,360	5,630
	D Shape	36	TE 364836 DS. 1-2	4,450	5,730
	D Shape	42	TE 364842 DS. 1-2	4,530	5,820
	Octagon	30	TE 364830 ON. 1-2	4,360	5,630
	Octagon	36	TE 364836 ON. 1-2	4,450	5,730
	Octagon	42	TE 364842 ON. 1-2	4,530	5,820
	Racetrack	30	TE 364830 RT. 1-2	4,360	5,630
	Racetrack	36	TE 364836 RT. 1-2	4,450	5,730
	Racetrack	42	TE 364842 RT. 1-2	4,530	5,820
	Rectangle	30	TE 364830 RE. 1-2	3,920	5,070
	Rectangle	36	TE 364836 RE. 1-2	4,010	5,160
	Rectangle	42	TE 364842 RE. 1-2	4,080	5,240
	Soft Rectangle	30	TE 364830 SR. 1-2	4,360	5,630
	Soft Rectangle	36	TE 364836 SR. 1-2	4,450	5,730
	Soft Rectangle	42	TE 364842 SR. 1-2	4,530	5,820
60 36	Arrow	30	TE 366030 AW. 1-2	4,560	5,890
	Arrow	36	TE 366036 AW. 1-2	4,650	5,980
	Arrow	42	TE 366042 AW. 1-2	4,730	6,080
	Boat	30	TE 366030 BT. 1-2	4,560	5,890
	Boat	36	TE 366036 BT. 1-2	4,650	5,980
	Boat	42	TE 366042 BT. 1-2	4,730	6,080
	D Shape	30	TE 366030 DS. 1-2	4,560	5,890
	D Shape	36	TE 366036 DS. 1-2	4,650	5,980
	D Shape	42	TE 366042 DS. 1-2	4,730	6,080
	Octagon	30	TE 366030 ON. 1-2	4,560	5,890
	Octagon	36	TE 366036 ON. 1-2	4,650	5,980
	Octagon	42	TE 366042 ON. 1-2	4,730	6,080
	Racetrack	30	TE 366030 RT. 1-2	4,560	5,890
	Racetrack	36	TE 366036 RT. 1-2	4,650	5,980
	Racetrack	42	TE 366042 RT. 1-2	4,730	6,080
	Rectangle	30	TE 366030 RE. 1-2	4,100	5,300
	Rectangle	36	TE 366036 RE. 1-2	4,190	5,380
	Rectangle	42	TE 366042 RE. 1-2	4,260	5,470
	Soft Rectangle	30	TE 366030 SR. 1-2	4,560	5,890
	Soft Rectangle	36	TE 366036 SR. 1-2	4,650	5,980
	Soft Rectangle	42	TE 366042 SR. 1-2	4,730	6,080

To Order, Specify:

1. **1** List Model Code with L3 or L11 Tabletop Edge
2. **2** Options (list in alphabetical order):

GB Non-Powered Grommet (Black), add \$40 list each
 GS Non-Powered Grommet (Silver), add \$40 list each
 Select Location Code



3. Finishes

Laminate Color:
 Top Edge Color:
 Metal Color:

4. Quantity of Tables

NOTE:

- Built-in wire management in every leg
- Bases are not available in polished chrome
- Up to 120" long have 4 legs

5' long tables




L X W	TOP SHAPE	HEIGHT	MODEL CODE	L3 PVC PRICE	L11 KNIFE PRICE
60 42	Arrow	30	TE 426030 AW. ①-②	5,000	6,410
	Arrow	36	TE 426036 AW. ①-②	5,080	6,500
	Arrow	42	TE 426042 AW. ①-②	5,240	6,690
	Boat	30	TE 426030 BT. ①-②	5,000	6,410
	Boat	36	TE 426036 BT. ①-②	5,080	6,500
	Boat	42	TE 426042 BT. ①-②	5,240	6,690
	D Shape	30	TE 426030 DS. ①-②	5,000	6,410
	D Shape	36	TE 426036 DS. ①-②	5,080	6,500
	D Shape	42	TE 426042 DS. ①-②	5,240	6,690
	Octagon	30	TE 426030 ON. ①-②	5,000	6,410
	Octagon	36	TE 426036 ON. ①-②	5,080	6,500
	Octagon	42	TE 426042 ON. ①-②	5,240	6,690
	Racetrack	30	TE 426030 RT. ①-②	5,000	6,410
	Racetrack	36	TE 426036 RT. ①-②	5,080	6,500
	Racetrack	42	TE 426042 RT. ①-②	5,240	6,690
	Rectangle	30	TE 426030 RE. ①-②	4,500	5,770
	Rectangle	36	TE 426036 RE. ①-②	4,570	5,850
	Rectangle	42	TE 426042 RE. ①-②	4,720	6,020
	Soft Rectangle	30	TE 426030 SR. ①-②	5,000	6,410
	Soft Rectangle	36	TE 426036 SR. ①-②	5,080	6,500
	Soft Rectangle	42	TE 426042 SR. ①-②	5,240	6,690

To Order, Specify:

- ① List Model Code with L3 or L11 Tabletop Edge
- ② Options (list in alphabetical order):

GB Non-Powered Grommet (Black), add \$40 list each
 GS Non-Powered Grommet (Silver), add \$40 list each
 Select Location Code



3. Finishes


Laminate Color:
 Top Edge Color:
 Metal Color:

4. Quantity of Tables

NOTE:

- Built-in wire management in every leg
- Bases are not available in polished chrome
- Up to 120" long have 4 legs

5' long tables




L X W	TOP SHAPE	HEIGHT	MODEL CODE	L3 PVC PRICE	L11 KNIFE PRICE
60 48	Arrow	30	TE 486030 AW. ①-②	5,000	6,410
	Arrow	36	TE 486036 AW. ①-②	5,080	6,500
	Arrow	42	TE 486042 AW. ①-②	5,240	6,690
	Boat	30	TE 486030 BT. ①-②	5,000	6,410
	Boat	36	TE 486036 BT. ①-②	5,080	6,500
	Boat	42	TE 486042 BT. ①-②	5,240	6,690
	Coffin	30	TE 486030 CN. ①-②	5,000	6,410
	Coffin	36	TE 486036 CN. ①-②	5,080	6,500
	Coffin	42	TE 486042 CN. ①-②	5,240	6,690
	D Shape	30	TE 486030 DS. ①-②	5,000	6,410
	D Shape	36	TE 486036 DS. ①-②	5,080	6,500
	D Shape	42	TE 486042 DS. ①-②	5,240	6,690
	Elliptical	30	TE 486030 EL. ①-②	5,000	6,410
	Elliptical	36	TE 486036 EL. ①-②	5,080	6,500
	Elliptical	42	TE 486042 EL. ①-②	5,240	6,690
	Guitar Pick	30	TE 486030 GP. ①-②	5,000	6,410
	Guitar Pick	36	TE 486036 GP. ①-②	5,080	6,500
	Guitar Pick	42	TE 486042 GP. ①-②	5,240	6,690
	Octagon	30	TE 486030 ON. ①-②	5,000	6,410
	Octagon	36	TE 486036 ON. ①-②	5,080	6,500
	Octagon	42	TE 486042 ON. ①-②	5,240	6,690
	Paver	30	TE 486030 PR. ①-②	5,000	6,410
	Paver	36	TE 486036 PR. ①-②	5,080	6,500
	Paver	42	TE 486042 PR. ①-②	5,240	6,690
	Racetrack	30	TE 486030 RT. ①-②	5,000	6,410
	Racetrack	36	TE 486036 RT. ①-②	5,080	6,500
	Racetrack	42	TE 486042 RT. ①-②	5,240	6,690
	Rectangle	30	TE 486030 RE. ①-②	4,500	5,770
	Rectangle	36	TE 486036 RE. ①-②	4,570	5,850
	Rectangle	42	TE 486042 RE. ①-②	4,720	6,020
	Soft Rectangle	30	TE 486030 SR. ①-②	5,000	6,410
	Soft Rectangle	36	TE 486036 SR. ①-②	5,080	6,500
	Soft Rectangle	42	TE 486042 SR. ①-②	5,240	6,690
	Tele-wedge	30	TE 486030 TW. ①-②	5,000	6,410
	Tele-wedge	36	TE 486036 TW. ①-②	5,080	6,500
	Tele-wedge	42	TE 486042 TW. ①-②	5,240	6,690

To Order, Specify:

- ① List Model Code with L3 or L11 Tabletop Edge
- ② Options (list in alphabetical order):

GB Non-Powered Grommet (Black), add \$40 list each
 GS Non-Powered Grommet (Silver), add \$40 list each
 Select Location Code



3. Finishes

Laminate Color:
 Top Edge Color:
 Metal Color:

4. Quantity of Tables

NOTE:

- Built-in wire management in every leg
- Bases are not available in polished chrome
- Up to 120" long have 4 legs

6' long tables




L X W	TOP SHAPE	HEIGHT	MODEL CODE	L3 PVC PRICE	L11 KNIFE PRICE
72 36	Arrow	30	TE 367230 AW. 1-2	4,820	6,230
	Arrow	36	TE 367236 AW. 1-2	4,900	6,330
	Arrow	42	TE 367242 AW. 1-2	4,980	6,420
	Boat	30	TE 367230 BT. 1-2	4,820	6,230
	Boat	36	TE 367236 BT. 1-2	4,900	6,330
	Boat	42	TE 367242 BT. 1-2	4,980	6,420
	D Shape	30	TE 367230 DS. 1-2	4,820	6,230
	D Shape	36	TE 367236 DS. 1-2	4,900	6,330
	D Shape	42	TE 367242 DS. 1-2	4,980	6,420
	Octagon	30	TE 367230 ON. 1-2	4,820	6,230
	Octagon	36	TE 367236 ON. 1-2	4,900	6,330
	Octagon	42	TE 367242 ON. 1-2	4,980	6,420
	Racetrack	30	TE 367230 RT. 1-2	4,820	6,230
	Racetrack	36	TE 367236 RT. 1-2	4,900	6,330
	Racetrack	42	TE 367242 RT. 1-2	4,980	6,420
	Rectangle	30	TE 367230 RE. 1-2	4,340	5,610
	Rectangle	36	TE 367236 RE. 1-2	4,410	5,700
	Rectangle	42	TE 367242 RE. 1-2	4,480	5,780
	Soft Rectangle	30	TE 367230 SR. 1-2	4,820	6,230
	Soft Rectangle	36	TE 367236 SR. 1-2	4,900	6,330
	Soft Rectangle	42	TE 367242 SR. 1-2	4,980	6,420
72 42	Arrow	30	TE 427230 AW. 1-2	5,180	6,670
	Arrow	36	TE 427236 AW. 1-2	5,260	6,770
	Arrow	42	TE 427242 AW. 1-2	5,430	6,950
	Boat	30	TE 427230 BT. 1-2	5,180	6,670
	Boat	36	TE 427236 BT. 1-2	5,260	6,770
	Boat	42	TE 427242 BT. 1-2	5,430	6,950
	D Shape	30	TE 427230 DS. 1-2	5,180	6,670
	D Shape	36	TE 427236 DS. 1-2	5,260	6,770
	D Shape	42	TE 427242 DS. 1-2	5,430	6,950
	Octagon	30	TE 427230 ON. 1-2	5,180	6,670
	Octagon	36	TE 427236 ON. 1-2	5,260	6,770
	Octagon	42	TE 427242 ON. 1-2	5,430	6,950
	Racetrack	30	TE 427230 RT. 1-2	5,180	6,670
	Racetrack	36	TE 427236 RT. 1-2	5,260	6,770
	Racetrack	42	TE 427242 RT. 1-2	5,430	6,950
	Rectangle	30	TE 427230 RE. 1-2	4,660	6,000
	Rectangle	36	TE 427236 RE. 1-2	4,730	6,090
	Rectangle	42	TE 427242 RE. 1-2	4,890	6,260
	Soft Rectangle	30	TE 427230 SR. 1-2	5,180	6,670
	Soft Rectangle	36	TE 427236 SR. 1-2	5,260	6,770
	Soft Rectangle	42	TE 427242 SR. 1-2	5,430	6,950

To Order, Specify:

1. **1** List Model Code with L3 or L11 Tabletop Edge
2. **2** Options (list in alphabetical order):

GB Non-Powered Grommet (Black), add \$40 list each
 GS Non-Powered Grommet (Silver), add \$40 list each
 Select Location Code



3. Finishes


Laminate Color:
 Top Edge Color:
 Metal Color:

4. Quantity of Tables

NOTE:

- Built-in wire management in every leg
- Bases are not available in polished chrome
- Up to 120" long have 4 legs

6' long tables




L X W	TOP SHAPE	HEIGHT	MODEL CODE	L3 PVC PRICE	L11 KNIFE PRICE
72 48	Arrow	30	TE 487230 AW. ①-②	5,180	6,670
	Arrow	36	TE 487236 AW. ①-②	5,260	6,770
	Arrow	42	TE 487242 AW. ①-②	5,430	6,950
	Boat	30	TE 487230 BT. ①-②	5,180	6,670
	Boat	36	TE 487236 BT. ①-②	5,260	6,770
	Boat	42	TE 487242 BT. ①-②	5,430	6,950
	Coffin	30	TE 487230 CN. ①-②	5,180	6,670
	Coffin	36	TE 487236 CN. ①-②	5,260	6,770
	Coffin	42	TE 487242 CN. ①-②	5,430	6,950
	D Shape	30	TE 487230 DS. ①-②	5,180	6,670
	D Shape	36	TE 487236 DS. ①-②	5,260	6,770
	D Shape	42	TE 487242 DS. ①-②	5,430	6,950
	Elliptical	30	TE 487230 EL. ①-②	5,180	6,670
	Elliptical	36	TE 487236 EL. ①-②	5,260	6,770
	Elliptical	42	TE 487242 EL. ①-②	5,430	6,950
	Guitar Pick	30	TE 487230 GP. ①-②	5,180	6,670
	Guitar Pick	36	TE 487236 GP. ①-②	5,260	6,770
	Guitar Pick	42	TE 487242 GP. ①-②	5,430	6,950
	Octagon	30	TE 487230 ON. ①-②	5,180	6,670
	Octagon	36	TE 487236 ON. ①-②	5,260	6,770
	Octagon	42	TE 487242 ON. ①-②	5,430	6,950
	Paver	30	TE 487230 PR. ①-②	5,180	6,670
	Paver	36	TE 487236 PR. ①-②	5,260	6,770
	Paver	42	TE 487242 PR. ①-②	5,430	6,950
	Racetrack	30	TE 487230 RT. ①-②	5,180	6,670
	Racetrack	36	TE 487236 RT. ①-②	5,260	6,770
	Racetrack	42	TE 487242 RT. ①-②	5,430	6,950
	Rectangle	30	TE 487230 RE. ①-②	4,660	6,000
	Rectangle	36	TE 487236 RE. ①-②	4,730	6,090
	Rectangle	42	TE 487242 RE. ①-②	4,890	6,260
	Soft Rectangle	30	TE 487230 SR. ①-②	5,180	6,670
	Soft Rectangle	36	TE 487236 SR. ①-②	5,260	6,770
	Soft Rectangle	42	TE 487242 SR. ①-②	5,430	6,950
	Tele-wedge	30	TE 487230 TW. ①-②	5,180	6,670
	Tele-wedge	36	TE 487236 TW. ①-②	5,260	6,770
	Tele-wedge	42	TE 487242 TW. ①-②	5,430	6,950

To Order, Specify:

- ① List Model Code with L3 or L11 Tabletop Edge
- ② Options (list in alphabetical order):

GB Non-Powered Grommet (Black), add \$40 list each
 GS Non-Powered Grommet (Silver), add \$40 list each
 Select Location Code



3. Finishes


Laminate Color:
 Top Edge Color:
 Metal Color:

4. Quantity of Tables

NOTE:

- Built-in wire management in every leg
- Bases are not available in polished chrome
- Up to 120" long have 4 legs

6' long tables




L X W	TOP SHAPE	HEIGHT	MODEL CODE	L3 PVC PRICE	L11 KNIFE PRICE
72 60	Arrow	30	TE 607230 AW. ①-②	5,440	7,050
	Arrow	36	TE 607236 AW. ①-②	5,520	7,140
	Arrow	42	TE 607242 AW. ①-②	5,680	7,330
	Boat	30	TE 607230 BT. ①-②	5,440	7,050
	Boat	36	TE 607236 BT. ①-②	5,520	7,140
	Boat	42	TE 607242 BT. ①-②	5,680	7,330
	Coffin	30	TE 607230 CN. ①-②	5,440	7,050
	Coffin	36	TE 607236 CN. ①-②	5,520	7,140
	Coffin	42	TE 607242 CN. ①-②	5,680	7,330
	D Shape	30	TE 607230 DS. ①-②	5,440	7,050
	D Shape	36	TE 607236 DS. ①-②	5,520	7,140
	D Shape	42	TE 607242 DS. ①-②	5,680	7,330
	Elliptical	30	TE 607230 EL. ①-②	5,440	7,050
	Elliptical	36	TE 607236 EL. ①-②	5,520	7,140
	Elliptical	42	TE 607242 EL. ①-②	5,680	7,330
	Guitar Pick	30	TE 607230 GP. ①-②	5,440	7,050
	Guitar Pick	36	TE 607236 GP. ①-②	5,520	7,140
	Guitar Pick	42	TE 607242 GP. ①-②	5,680	7,330
	Octagon	30	TE 607230 ON. ①-②	5,440	7,050
	Octagon	36	TE 607236 ON. ①-②	5,520	7,140
	Octagon	42	TE 607242 ON. ①-②	5,680	7,330
	Paver	30	TE 607230 PR. ①-②	5,440	7,050
	Paver	36	TE 607236 PR. ①-②	5,520	7,140
	Paver	42	TE 607242 PR. ①-②	5,680	7,330
	Racetrack	30	TE 607230 RT. ①-②	5,440	7,050
	Racetrack	36	TE 607236 RT. ①-②	5,520	7,140
	Racetrack	42	TE 607242 RT. ①-②	5,680	7,330
	Rectangle	30	TE 607230 RE. ①-②	4,900	6,350
	Rectangle	36	TE 607236 RE. ①-②	4,970	6,430
	Rectangle	42	TE 607242 RE. ①-②	5,110	6,600
	Soft Rectangle	30	TE 607230 SR. ①-②	5,440	7,050
	Soft Rectangle	36	TE 607236 SR. ①-②	5,520	7,140
	Soft Rectangle	42	TE 607242 SR. ①-②	5,680	7,330
	Tele-wedge	30	TE 607230 TW. ①-②	5,440	7,050
	Tele-wedge	36	TE 607236 TW. ①-②	5,520	7,140
	Tele-wedge	42	TE 607242 TW. ①-②	5,680	7,330

To Order, Specify:

- ① List Model Code with L3 or L11 Tabletop Edge
- ② Options (list in alphabetical order):

GB Non-Powered Grommet (Black), add \$40 list each
 GS Non-Powered Grommet (Silver), add \$40 list each
 Select Location Code



3. Finishes

Laminate Color:
 Top Edge Color:
 Metal Color:

4. Quantity of Tables

NOTE:

- Built-in wire management in every leg
- Bases are not available in polished chrome
- Up to 120" long have 4 legs

7' long tables




L X W	TOP SHAPE	HEIGHT	MODEL CODE	L3 PVC PRICE	L11 KNIFE PRICE
84 36	Arrow	30	TE 368430 AW. ①-②	5,140	6,660
	Arrow	36	TE 368436 AW. ①-②	5,400	6,760
	Arrow	42	TE 368442 AW. ①-②	5,490	6,860
	Boat	30	TE 368430 BT. ①-②	5,140	6,660
	Boat	36	TE 368436 BT. ①-②	5,400	6,760
	Boat	42	TE 368442 BT. ①-②	5,490	6,860
	D Shape	30	TE 368430 DS. ①-②	5,140	6,660
	D Shape	36	TE 368436 DS. ①-②	5,400	6,760
	D Shape	42	TE 368442 DS. ①-②	5,490	6,860
	Octagon	30	TE 368430 ON. ①-②	5,140	6,660
	Octagon	36	TE 368436 ON. ①-②	5,400	6,760
	Octagon	42	TE 368442 ON. ①-②	5,490	6,860
	Racetrack	30	TE 368430 RT. ①-②	5,140	6,660
	Racetrack	36	TE 368436 RT. ①-②	5,400	6,760
	Racetrack	42	TE 368442 RT. ①-②	5,490	6,860
	Rectangle	30	TE 368430 RE. ①-②	4,630	5,990
	Rectangle	36	TE 368436 RE. ①-②	4,860	6,080
	Rectangle	42	TE 368442 RE. ①-②	4,940	6,170
	Soft Rectangle	30	TE 368430 SR. ①-②	5,140	6,660
	Soft Rectangle	36	TE 368436 SR. ①-②	5,400	6,760
	Soft Rectangle	42	TE 368442 SR. ①-②	5,490	6,860

84 42	Arrow	30	TE 428430 AW. ①-②	5,470	7,100
	Arrow	36	TE 428436 AW. ①-②	5,560	7,200
	Arrow	42	TE 428442 AW. ①-②	5,720	7,380
	Boat	30	TE 428430 BT. ①-②	5,470	7,100
	Boat	36	TE 428436 BT. ①-②	5,560	7,200
	Boat	42	TE 428442 BT. ①-②	5,720	7,380
	D Shape	30	TE 428430 DS. ①-②	5,470	7,100
	D Shape	36	TE 428436 DS. ①-②	5,560	7,200
	D Shape	42	TE 428442 DS. ①-②	5,720	7,380
	Octagon	30	TE 428430 ON. ①-②	5,470	7,100
	Octagon	36	TE 428436 ON. ①-②	5,560	7,200
	Octagon	42	TE 428442 ON. ①-②	5,720	7,380
	Racetrack	30	TE 428430 RT. ①-②	5,470	7,100
	Racetrack	36	TE 428436 RT. ①-②	5,560	7,200
	Racetrack	42	TE 428442 RT. ①-②	5,720	7,380
	Rectangle	30	TE 428430 RE. ①-②	4,920	6,390
	Rectangle	36	TE 428436 RE. ①-②	5,000	6,480
	Rectangle	42	TE 428442 RE. ①-②	5,150	6,640
	Soft Rectangle	30	TE 428430 SR. ①-②	5,470	7,100
	Soft Rectangle	36	TE 428436 SR. ①-②	5,560	7,200
	Soft Rectangle	42	TE 428442 SR. ①-②	5,720	7,380

To Order, Specify:

- ① List Model Code with L3 or L11 Tabletop Edge
- ② Options (list in alphabetical order):

GB Non-Powered Grommet (Black), add \$40 list each
 GS Non-Powered Grommet (Silver), add \$40 list each
 Select Location Code



WT Steel Horizontal Wire Trough, add \$500 each
 Available on tables 42+ wide and 84+ long

3. Finishes


Laminate Color:
 Top Edge Color:
 Metal Color:

4. Quantity of Tables

NOTE:

- Built-in wire management in every leg
- Bases are not available in polished chrome
- Up to 120" long have 4 legs

7' long tables




L X W	TOP SHAPE	HEIGHT	MODEL CODE	L3 PVC PRICE	L11 KNIFE PRICE
84 48	Arrow	30	TE 488430 AW. ①-②	5,470	7,100
	Arrow	36	TE 488436 AW. ①-②	5,560	7,200
	Arrow	42	TE 488442 AW. ①-②	5,720	7,380
	Boat	30	TE 488430 BT. ①-②	5,470	7,100
	Boat	36	TE 488436 BT. ①-②	5,560	7,200
	Boat	42	TE 488442 BT. ①-②	5,720	7,380
	Coffin	30	TE 488430 CN. ①-②	5,470	7,100
	Coffin	36	TE 488436 CN. ①-②	5,560	7,200
	Coffin	42	TE 488442 CN. ①-②	5,720	7,380
	D Shape	30	TE 488430 DS. ①-②	5,470	7,100
	D Shape	36	TE 488436 DS. ①-②	5,560	7,200
	D Shape	42	TE 488442 DS. ①-②	5,720	7,380
	Elliptical	30	TE 488430 EL. ①-②	5,470	7,100
	Elliptical	36	TE 488436 EL. ①-②	5,560	7,200
	Elliptical	42	TE 488442 EL. ①-②	5,720	7,380
	Guitar Pick	30	TE 488430 GP. ①-②	5,470	7,100
	Guitar Pick	36	TE 488436 GP. ①-②	5,560	7,200
	Guitar Pick	42	TE 488442 GP. ①-②	5,720	7,380
	Octagon	30	TE 488430 ON. ①-②	5,470	7,100
	Octagon	36	TE 488436 ON. ①-②	5,560	7,200
	Octagon	42	TE 488442 ON. ①-②	5,720	7,380
	Paver	30	TE 488430 PR. ①-②	5,470	7,100
	Paver	36	TE 488436 PR. ①-②	5,560	7,200
	Paver	42	TE 488442 PR. ①-②	5,720	7,380
	Racetrack	30	TE 488430 RT. ①-②	5,470	7,100
	Racetrack	36	TE 488436 RT. ①-②	5,560	7,200
	Racetrack	42	TE 488442 RT. ①-②	5,720	7,380
	Rectangle	30	TE 488430 RE. ①-②	4,920	6,390
	Rectangle	36	TE 488436 RE. ①-②	5,000	6,480
	Rectangle	42	TE 488442 RE. ①-②	5,150	6,640
	Soft Rectangle	30	TE 488430 SR. ①-②	5,470	7,100
	Soft Rectangle	36	TE 488436 SR. ①-②	5,560	7,200
	Soft Rectangle	42	TE 488442 SR. ①-②	5,720	7,380
	Tele-wedge	30	TE 488430 TW. ①-②	5,470	7,100
	Tele-wedge	36	TE 488436 TW. ①-②	5,560	7,200
	Tele-wedge	42	TE 488442 TW. ①-②	5,720	7,380

To Order, Specify:

- ① List Model Code with L3 or L11 Tabletop Edge
- ② Options (list in alphabetical order):

GB Non-Powered Grommet (Black), add \$40 list each
 GS Non-Powered Grommet (Silver), add \$40 list each
 Select Location Code



WT Steel Horizontal Wire Trough, add \$500 each
 Available on tables 42+ wide and 84+ long

3. Finishes


Laminate Color:
 Top Edge Color:
 Metal Color:

4. Quantity of Tables

NOTE:

- Built-in wire management in every leg
- Bases are not available in polished chrome
- Up to 120" long have 4 legs

7' long tables




L X W	TOP SHAPE	HEIGHT	MODEL CODE	L3 PVC PRICE	L11 KNIFE PRICE
84 60	Arrow	30	TE 608430 AW. ①-②	5,730	7,490
	Arrow	36	TE 608436 AW. ①-②	5,820	7,580
	Arrow	42	TE 608442 AW. ①-②	5,980	7,770
	Boat	30	TE 608430 BT. ①-②	5,730	7,490
	Boat	36	TE 608436 BT. ①-②	5,820	7,580
	Boat	42	TE 608442 BT. ①-②	5,980	7,770
	Coffin	30	TE 608430 CN. ①-②	5,730	7,490
	Coffin	36	TE 608436 CN. ①-②	5,820	7,580
	Coffin	42	TE 608442 CN. ①-②	5,980	7,770
	D Shape	30	TE 608430 DS. ①-②	5,730	7,490
	D Shape	36	TE 608436 DS. ①-②	5,820	7,580
	D Shape	42	TE 608442 DS. ①-②	5,980	7,770
	Elliptical	30	TE 608430 EL. ①-②	5,730	7,490
	Elliptical	36	TE 608436 EL. ①-②	5,820	7,580
	Elliptical	42	TE 608442 EL. ①-②	5,980	7,770
	Guitar Pick	30	TE 608430 GP. ①-②	5,730	7,490
	Guitar Pick	36	TE 608436 GP. ①-②	5,820	7,580
	Guitar Pick	42	TE 608442 GP. ①-②	5,980	7,770
	Octagon	30	TE 608430 ON. ①-②	5,730	7,490
	Octagon	36	TE 608436 ON. ①-②	5,820	7,580
	Octagon	42	TE 608442 ON. ①-②	5,980	7,770
	Paver	30	TE 608430 PR. ①-②	5,730	7,490
	Paver	36	TE 608436 PR. ①-②	5,820	7,580
	Paver	42	TE 608442 PR. ①-②	5,980	7,770
	Racetrack	30	TE 608430 RT. ①-②	5,730	7,490
	Racetrack	36	TE 608436 RT. ①-②	5,820	7,580
	Racetrack	42	TE 608442 RT. ①-②	5,980	7,770
	Rectangle	30	TE 608430 RE. ①-②	5,160	6,740
	Rectangle	36	TE 608436 RE. ①-②	5,240	6,820
	Rectangle	42	TE 608442 RE. ①-②	5,380	6,990
	Soft Rectangle	30	TE 608430 SR. ①-②	5,730	7,490
	Soft Rectangle	36	TE 608436 SR. ①-②	5,820	7,580
	Soft Rectangle	42	TE 608442 SR. ①-②	5,980	7,770
	Tele-wedge	30	TE 608430 TW. ①-②	5,730	7,490
	Tele-wedge	36	TE 608436 TW. ①-②	5,820	7,580
	Tele-wedge	42	TE 608442 TW. ①-②	5,980	7,770

To Order, Specify:

1. ① List Model Code with L3 or L11 Tabletop Edge

2. ② Options (list in alphabetical order):

GB Non-Powered Grommet (Black), add \$40 list each
 GS Non-Powered Grommet (Silver), add \$40 list each
 Select Location Code



WT Steel Horizontal Wire Trough, add \$500 each
 Available on tables 42+ wide and 84+ long

3. Finishes

Laminate Color:
 Top Edge Color:
 Metal Color:

4. Quantity of Tables

NOTE:

- Built-in wire management in every leg
- Bases are not available in polished chrome
- Up to 120" long have 4 legs

8' long tables




L X W	TOP SHAPE	HEIGHT	MODEL CODE	L3 PVC PRICE	L11 KNIFE PRICE
96 36	Arrow	30	TE 369630 AW. 1-2	5,190	6,740
	Arrow	36	TE 369636 AW. 1-2	5,270	6,840
	Arrow	42	TE 369642 AW. 1-2	5,360	6,940
	Boat	30	TE 369630 BT. 1-2	5,190	6,740
	Boat	36	TE 369636 BT. 1-2	5,270	6,840
	Boat	42	TE 369642 BT. 1-2	5,360	6,940
	D Shape	30	TE 369630 DS. 1-2	5,190	6,740
	D Shape	36	TE 369636 DS. 1-2	5,270	6,840
	D Shape	42	TE 369642 DS. 1-2	5,360	6,940
	Octagon	30	TE 369630 ON. 1-2	5,190	6,740
	Octagon	36	TE 369636 ON. 1-2	5,270	6,840
	Octagon	42	TE 369642 ON. 1-2	5,360	6,940
	Racetrack	30	TE 369630 RT. 1-2	5,190	6,740
	Racetrack	36	TE 369636 RT. 1-2	5,270	6,840
	Racetrack	42	TE 369642 RT. 1-2	5,360	6,940
	Rectangle	30	TE 369630 RE. 1-2	4,670	6,070
	Rectangle	36	TE 369636 RE. 1-2	4,740	6,160
	Rectangle	42	TE 369642 RE. 1-2	4,820	6,250
	Soft Rectangle	30	TE 369630 SR. 1-2	5,190	6,740
	Soft Rectangle	36	TE 369636 SR. 1-2	5,270	6,840
	Soft Rectangle	42	TE 369642 SR. 1-2	5,360	6,940
96 42	Arrow	30	TE 429630 AW. 1-2	5,510	7,170
	Arrow	36	TE 429636 AW. 1-2	5,590	7,260
	Arrow	42	TE 429642 AW. 1-2	5,750	7,450
	Boat	30	TE 429630 BT. 1-2	5,510	7,170
	Boat	36	TE 429636 BT. 1-2	5,590	7,260
	Boat	42	TE 429642 BT. 1-2	5,750	7,450
	D Shape	30	TE 429630 DS. 1-2	5,510	7,170
	D Shape	36	TE 429636 DS. 1-2	5,590	7,260
	D Shape	42	TE 429642 DS. 1-2	5,750	7,450
	Octagon	30	TE 429630 ON. 1-2	5,510	7,170
	Octagon	36	TE 429636 ON. 1-2	5,590	7,260
	Octagon	42	TE 429642 ON. 1-2	5,750	7,450
	Racetrack	30	TE 429630 RT. 1-2	5,510	7,170
	Racetrack	36	TE 429636 RT. 1-2	5,590	7,260
	Racetrack	42	TE 429642 RT. 1-2	5,750	7,450
	Rectangle	30	TE 429630 RE. 1-2	4,960	6,450
	Rectangle	36	TE 429636 RE. 1-2	5,030	6,530
	Rectangle	42	TE 429642 RE. 1-2	5,180	6,710
	Soft Rectangle	30	TE 429630 SR. 1-2	5,510	7,170
	Soft Rectangle	36	TE 429636 SR. 1-2	5,590	7,260
	Soft Rectangle	42	TE 429642 SR. 1-2	5,750	7,450

To Order, Specify:

1. **1** List Model Code with L3 or L11 Tabletop Edge
2. **2** Options (list in alphabetical order):

GB Non-Powered Grommet (Black), add \$40 list each
 GS Non-Powered Grommet (Silver), add \$40 list each
 Select Location Code



WT Steel Horizontal Wire Trough, add \$500 each
 Available on tables 42+ wide and 84+ long

3. Finishes


Laminate Color:
 Top Edge Color:
 Metal Color:

4. Quantity of Tables

NOTE:

- Built-in wire management in every leg
- Bases are not available in polished chrome
- Up to 120" long have 4 legs

8' long tables




L X W	TOP SHAPE	HEIGHT	MODEL CODE	L3 PVC PRICE	L11 KNIFE PRICE
96 48	Arrow	30	TE 489630 AW. ①-②	5,510	7,170
	Arrow	36	TE 489636 AW. ①-②	5,590	7,260
	Arrow	42	TE 489642 AW. ①-②	5,750	7,450
	Boat	30	TE 489630 BT. ①-②	5,510	7,170
	Boat	36	TE 489636 BT. ①-②	5,590	7,260
	Boat	42	TE 489642 BT. ①-②	5,750	7,450
	Coffin	30	TE 489630 CN. ①-②	5,510	7,170
	Coffin	36	TE 489636 CN. ①-②	5,590	7,260
	Coffin	42	TE 489642 CN. ①-②	5,750	7,450
	D Shape	30	TE 489630 DS. ①-②	5,510	7,170
	D Shape	36	TE 489636 DS. ①-②	5,590	7,260
	D Shape	42	TE 489642 DS. ①-②	5,750	7,450
	Elliptical	30	TE 489630 EL. ①-②	5,510	7,170
	Elliptical	36	TE 489636 EL. ①-②	5,590	7,260
	Elliptical	42	TE 489642 EL. ①-②	5,750	7,450
	Guitar Pick	30	TE 489630 GP. ①-②	5,510	7,170
	Guitar Pick	36	TE 489636 GP. ①-②	5,590	7,260
	Guitar Pick	42	TE 489642 GP. ①-②	5,750	7,450
	Octagon	30	TE 489630 ON. ①-②	5,510	7,170
	Octagon	36	TE 489636 ON. ①-②	5,590	7,260
	Octagon	42	TE 489642 ON. ①-②	5,750	7,450
	Paver	30	TE 489630 PR. ①-②	5,510	7,170
	Paver	36	TE 489636 PR. ①-②	5,590	7,260
	Paver	42	TE 489642 PR. ①-②	5,750	7,450
	Racetrack	30	TE 489630 RT. ①-②	5,510	7,170
	Racetrack	36	TE 489636 RT. ①-②	5,590	7,260
	Racetrack	42	TE 489642 RT. ①-②	5,750	7,450
	Rectangle	30	TE 489630 RE. ①-②	4,960	6,450
	Rectangle	36	TE 489636 RE. ①-②	5,030	6,530
	Rectangle	42	TE 489642 RE. ①-②	5,180	6,710
	Soft Rectangle	30	TE 489630 SR. ①-②	5,510	7,170
	Soft Rectangle	36	TE 489636 SR. ①-②	5,590	7,260
	Soft Rectangle	42	TE 489642 SR. ①-②	5,750	7,450
	Tele-wedge	30	TE 489630 TW. ①-②	5,510	7,170
	Tele-wedge	36	TE 489636 TW. ①-②	5,590	7,260
	Tele-wedge	42	TE 489642 TW. ①-②	5,750	7,450

To Order, Specify:

1. ① List Model Code with L3 or L11 Tabletop Edge

2. ② Options (list in alphabetical order):

GB Non-Powered Grommet (Black), add \$40 list each
 GS Non-Powered Grommet (Silver), add \$40 list each
 Select Location Code



WT Steel Horizontal Wire Trough, add \$500 each
 Available on tables 42+ wide and 84+ long

3. Finishes


Laminate Color:
 Top Edge Color:
 Metal Color:

4. Quantity of Tables

NOTE:

- Built-in wire management in every leg
- Bases are not available in polished chrome
- Up to 120" long have 4 legs

8' long tables




L X W	TOP SHAPE	HEIGHT	MODEL CODE	L3 PVC PRICE	L11 KNIFE PRICE
96 60	Arrow	30	TE 609630 AW. ①-②	5,880	7,680
	Arrow	36	TE 609636 AW. ①-②	5,960	7,780
	Arrow	42	TE 609642 AW. ①-②	6,130	7,960
	Boat	30	TE 609630 BT. ①-②	5,880	7,680
	Boat	36	TE 609636 BT. ①-②	5,960	7,780
	Boat	42	TE 609642 BT. ①-②	6,130	7,960
	Coffin	30	TE 609630 CN. ①-②	5,880	7,680
	Coffin	36	TE 609636 CN. ①-②	5,960	7,780
	Coffin	42	TE 609642 CN. ①-②	6,130	7,960
	D Shape	30	TE 609630 DS. ①-②	5,880	7,680
	D Shape	36	TE 609636 DS. ①-②	5,960	7,780
	D Shape	42	TE 609642 DS. ①-②	6,130	7,960
	Elliptical	30	TE 609630 EL. ①-②	5,880	7,680
	Elliptical	36	TE 609636 EL. ①-②	5,960	7,780
	Elliptical	42	TE 609642 EL. ①-②	6,130	7,960
	Guitar Pick	30	TE 609630 GP. ①-②	5,880	7,680
	Guitar Pick	36	TE 609636 GP. ①-②	5,960	7,780
	Guitar Pick	42	TE 609642 GP. ①-②	6,130	7,960
	Octagon	30	TE 609630 ON. ①-②	5,880	7,680
	Octagon	36	TE 609636 ON. ①-②	5,960	7,780
	Octagon	42	TE 609642 ON. ①-②	6,130	7,960
	Paver	30	TE 609630 PR. ①-②	5,880	7,680
	Paver	36	TE 609636 PR. ①-②	5,960	7,780
	Paver	42	TE 609642 PR. ①-②	6,130	7,960
	Racetrack	30	TE 609630 RT. ①-②	5,880	7,680
	Racetrack	36	TE 609636 RT. ①-②	5,960	7,780
	Racetrack	42	TE 609642 RT. ①-②	6,130	7,960
	Rectangle	30	TE 609630 RE. ①-②	5,290	6,910
	Rectangle	36	TE 609636 RE. ①-②	5,360	7,000
	Rectangle	42	TE 609642 RE. ①-②	5,520	7,160
	Soft Rectangle	30	TE 609630 SR. ①-②	5,880	7,680
	Soft Rectangle	36	TE 609636 SR. ①-②	5,960	7,780
	Soft Rectangle	42	TE 609642 SR. ①-②	6,130	7,960
	Tele-wedge	30	TE 609630 TW. ①-②	5,880	7,680
	Tele-wedge	36	TE 609636 TW. ①-②	5,960	7,780
	Tele-wedge	42	TE 609642 TW. ①-②	6,130	7,960

To Order, Specify:

- ① List Model Code with L3 or L11 Tabletop Edge
- ② Options (list in alphabetical order):

GB Non-Powered Grommet (Black), add \$40 list each
 GS Non-Powered Grommet (Silver), add \$40 list each
 Select Location Code



WT Steel Horizontal Wire Trough, add \$500 each
 Available on tables 42+ wide and 84+ long

3. Finishes

Laminate Color:
 Top Edge Color:
 Metal Color:

4. Quantity of Tables

NOTE:

- Built-in wire management in every leg
- Bases are not available in polished chrome
- Up to 120" long have 4 legs

9' long tables




L X W	TOP SHAPE	HEIGHT	MODEL CODE	L3 PVC L11 KNIFE	
				PRICE	PRICE
108 36	Arrow	30	TE 3610830 AW.	1-2	5,380 7,050
	Arrow	36	TE 3610836 AW.	1-2	5,090 7,140
	Arrow	42	TE 3610842 AW.	1-2	5,170 7,240
	Boat	30	TE 3610830 BT.	1-2	5,380 7,050
	Boat	36	TE 3610836 BT.	1-2	5,090 7,140
	Boat	42	TE 3610842 BT.	1-2	5,170 7,240
	D Shape	30	TE 3610830 DS.	1-2	5,380 7,050
	D Shape	36	TE 3610836 DS.	1-2	5,090 7,140
	D Shape	42	TE 3610842 DS.	1-2	5,170 7,240
	Octagon	30	TE 3610830 ON.	1-2	5,380 7,050
	Octagon	36	TE 3610836 ON.	1-2	5,090 7,140
	Octagon	42	TE 3610842 ON.	1-2	5,170 7,240
	Racetrack	30	TE 3610830 RT.	1-2	5,380 7,050
	Racetrack	36	TE 3610836 RT.	1-2	5,090 7,140
	Racetrack	42	TE 3610842 RT.	1-2	5,170 7,240
	Rectangle	30	TE 3610830 RE.	1-2	4,840 6,350
	Rectangle	36	TE 3610836 RE.	1-2	4,580 6,430
	Rectangle	42	TE 3610842 RE.	1-2	4,650 6,520
	Soft Rectangle	30	TE 3610830 SR.	1-2	5,380 7,050
	Soft Rectangle	36	TE 3610836 SR.	1-2	5,090 7,140
	Soft Rectangle	42	TE 3610842 SR.	1-2	5,170 7,240
108 42	Arrow	30	TE 4210830 AW.	1-2	5,870 7,690
	Arrow	36	TE 4210836 AW.	1-2	5,960 7,780
	Arrow	42	TE 4210842 AW.	1-2	6,120 7,970
	Boat	30	TE 4210830 BT.	1-2	5,870 7,690
	Boat	36	TE 4210836 BT.	1-2	5,960 7,780
	Boat	42	TE 4210842 BT.	1-2	6,120 7,970
	D Shape	30	TE 4210830 DS.	1-2	5,870 7,690
	D Shape	36	TE 4210836 DS.	1-2	5,960 7,780
	D Shape	42	TE 4210842 DS.	1-2	6,120 7,970
	Octagon	30	TE 4210830 ON.	1-2	5,870 7,690
	Octagon	36	TE 4210836 ON.	1-2	5,960 7,780
	Octagon	42	TE 4210842 ON.	1-2	6,120 7,970
	Racetrack	30	TE 4210830 RT.	1-2	5,870 7,690
	Racetrack	36	TE 4210836 RT.	1-2	5,960 7,780
	Racetrack	42	TE 4210842 RT.	1-2	6,120 7,970
	Rectangle	30	TE 4210830 RE.	1-2	5,280 6,920
	Rectangle	36	TE 4210836 RE.	1-2	5,360 7,000
	Rectangle	42	TE 4210842 RE.	1-2	5,510 7,170
	Soft Rectangle	30	TE 4210830 SR.	1-2	5,870 7,690
	Soft Rectangle	36	TE 4210836 SR.	1-2	5,960 7,780
	Soft Rectangle	42	TE 4210842 SR.	1-2	6,120 7,970

To Order, Specify:

1. **1** List Model Code with L3 or L11 Tabletop Edge
2. **2** Options (list in alphabetical order):

GB Non-Powered Grommet (Black), add \$40 list each
 GS Non-Powered Grommet (Silver), add \$40 list each
 Select Location Code



WT Steel Horizontal Wire Trough, add \$500 each
 Available on tables 42+ wide and 84+ long

3. Finishes


Laminate Color:
 Top Edge Color:
 Metal Color:

4. Quantity of Tables

NOTE:

- Built-in wire management in every leg
- Bases are not available in polished chrome
- Up to 120" long have 4 legs

9' long tables




L X W	TOP SHAPE	HEIGHT	MODEL CODE	L3 PVC L11 KNIFE	
				PRICE	PRICE
108 48	Arrow	30	TE 4810830 AW. ①-②	5,870	7,690
	Arrow	36	TE 4810836 AW. ①-②	5,960	7,780
	Arrow	42	TE 4810842 AW. ①-②	6,120	7,970
	Boat	30	TE 4810830 BT. ①-②	5,870	7,690
	Boat	36	TE 4810836 BT. ①-②	5,960	7,780
	Boat	42	TE 4810842 BT. ①-②	6,120	7,970
	Coffin	30	TE 4810830 CN. ①-②	5,870	7,690
	Coffin	36	TE 4810836 CN. ①-②	5,960	7,780
	Coffin	42	TE 4810842 CN. ①-②	6,120	7,970
	D Shape	30	TE 4810830 DS. ①-②	5,870	7,690
	D Shape	36	TE 4810836 DS. ①-②	5,960	7,780
	D Shape	42	TE 4810842 DS. ①-②	6,120	7,970
	Elliptical	30	TE 4810830 EL. ①-②	5,870	7,690
	Elliptical	36	TE 4810836 EL. ①-②	5,960	7,780
	Elliptical	42	TE 4810842 EL. ①-②	6,120	7,970
	Guitar Pick	30	TE 4810830 GP. ①-②	5,870	7,690
	Guitar Pick	36	TE 4810836 GP. ①-②	5,960	7,780
	Guitar Pick	42	TE 4810842 GP. ①-②	6,120	7,970
	Octagon	30	TE 4810830 ON. ①-②	5,870	7,690
	Octagon	36	TE 4810836 ON. ①-②	5,960	7,780
	Octagon	42	TE 4810842 ON. ①-②	6,120	7,970
	Paver	30	TE 4810830 PR. ①-②	5,870	7,690
	Paver	36	TE 4810836 PR. ①-②	5,960	7,780
	Paver	42	TE 4810842 PR. ①-②	6,120	7,970
	Racetrack	30	TE 4810830 RT. ①-②	5,870	7,690
	Racetrack	36	TE 4810836 RT. ①-②	5,960	7,780
	Racetrack	42	TE 4810842 RT. ①-②	6,120	7,970
	Rectangle	30	TE 4810830 RE. ①-②	5,280	6,920
	Rectangle	36	TE 4810836 RE. ①-②	5,360	7,000
	Rectangle	42	TE 4810842 RE. ①-②	5,510	7,170
	Soft Rectangle	30	TE 4810830 SR. ①-②	5,870	7,690
	Soft Rectangle	36	TE 4810836 SR. ①-②	5,960	7,780
	Soft Rectangle	42	TE 4810842 SR. ①-②	6,120	7,970
	Tele-wedge	30	TE 4810830 TW. ①-②	5,870	7,690
	Tele-wedge	36	TE 4810836 TW. ①-②	5,960	7,780
	Tele-wedge	42	TE 4810842 TW. ①-②	6,120	7,970

To Order, Specify:

- ① List Model Code with L3 or L11 Tabletop Edge
- ② Options (list in alphabetical order):

GB Non-Powered Grommet (Black), add \$40 list each
 GS Non-Powered Grommet (Silver), add \$40 list each
 Select Location Code



WT Steel Horizontal Wire Trough, add \$500 each
 Available on tables 42+ wide and 84+ long

3. Finishes


Laminate Color:
 Top Edge Color:
 Metal Color:

4. Quantity of Tables

NOTE:

- Built-in wire management in every leg
- Bases are not available in polished chrome
- Up to 120" long have 4 legs

9' long tables




L X W	TOP SHAPE	HEIGHT	MODEL CODE	L3 PVC L11 KNIFE	
				PRICE	PRICE
108 60	Arrow	30	TE 6010830 AW. ①-②	6,290	8,260
	Arrow	36	TE 6010836 AW. ①-②	6,380	8,360
	Arrow	42	TE 6010842 AW. ①-②	6,540	8,540
	Boat	30	TE 6010830 BT. ①-②	6,290	8,260
	Boat	36	TE 6010836 BT. ①-②	6,380	8,360
	Boat	42	TE 6010842 BT. ①-②	6,540	8,540
	Coffin	30	TE 6010830 CN. ①-②	6,290	8,260
	Coffin	36	TE 6010836 CN. ①-②	6,380	8,360
	Coffin	42	TE 6010842 CN. ①-②	6,540	8,540
	D Shape	30	TE 6010830 DS. ①-②	6,290	8,260
	D Shape	36	TE 6010836 DS. ①-②	6,380	8,360
	D Shape	42	TE 6010842 DS. ①-②	6,540	8,540
	Elliptical	30	TE 6010830 EL. ①-②	6,290	8,260
	Elliptical	36	TE 6010836 EL. ①-②	6,380	8,360
	Elliptical	42	TE 6010842 EL. ①-②	6,540	8,540
	Guitar Pick	30	TE 6010830 GP. ①-②	6,290	8,260
	Guitar Pick	36	TE 6010836 GP. ①-②	6,380	8,360
	Guitar Pick	42	TE 6010842 GP. ①-②	6,540	8,540
	Octagon	30	TE 6010830 ON. ①-②	6,290	8,260
	Octagon	36	TE 6010836 ON. ①-②	6,380	8,360
	Octagon	42	TE 6010842 ON. ①-②	6,540	8,540
	Paver	30	TE 6010830 PR. ①-②	6,290	8,260
	Paver	36	TE 6010836 PR. ①-②	6,380	8,360
	Paver	42	TE 6010842 PR. ①-②	6,540	8,540
	Racetrack	30	TE 6010830 RT. ①-②	6,290	8,260
	Racetrack	36	TE 6010836 RT. ①-②	6,380	8,360
	Racetrack	42	TE 6010842 RT. ①-②	6,540	8,540
	Rectangle	30	TE 6010830 RE. ①-②	5,660	7,430
	Rectangle	36	TE 6010836 RE. ①-②	5,740	7,520
	Rectangle	42	TE 6010842 RE. ①-②	5,890	7,690
	Soft Rectangle	30	TE 6010830 SR. ①-②	6,290	8,260
	Soft Rectangle	36	TE 6010836 SR. ①-②	6,380	8,360
	Soft Rectangle	42	TE 6010842 SR. ①-②	6,540	8,540
	Tele-wedge	30	TE 6010830 TW. ①-②	6,290	8,260
	Tele-wedge	36	TE 6010836 TW. ①-②	6,380	8,360
	Tele-wedge	42	TE 6010842 TW. ①-②	6,540	8,540

To Order, Specify:

1. ① List Model Code with L3 or L11 Tabletop Edge

2. ② Options (list in alphabetical order):

GB Non-Powered Grommet (Black), add \$40 list each
 GS Non-Powered Grommet (Silver), add \$40 list each
 Select Location Code



WT Steel Horizontal Wire Trough, add \$500 each
 Available on tables 42+ wide and 84+ long

3. Finishes

Laminate Color:
 Top Edge Color:
 Metal Color:

4. Quantity of Tables

NOTE:

- Built-in wire management in every leg
- Bases are not available in polished chrome
- Up to 120" long have 4 legs

10' long tables




L X W	TOP SHAPE	HEIGHT	MODEL CODE	L3 PVC L11 KNIFE	
				PRICE	PRICE
120 36	Arrow	30	TE 3612030 AW.	①-②	5,500 7,190
	Arrow	36	TE 3612036 AW.	①-②	5,580 7,290
	Arrow	42	TE 3612042 AW.	①-②	5,660 7,380
	Boat	30	TE 3612030 BT.	①-②	5,500 7,190
	Boat	36	TE 3612036 BT.	①-②	5,580 7,290
	Boat	42	TE 3612042 BT.	①-②	5,660 7,380
	D Shape	30	TE 3612030 DS.	①-②	5,500 7,190
	D Shape	36	TE 3612036 DS.	①-②	5,580 7,290
	D Shape	42	TE 3612042 DS.	①-②	5,660 7,380
	Octagon	30	TE 3612030 ON.	①-②	5,500 7,190
	Octagon	36	TE 3612036 ON.	①-②	5,580 7,290
	Octagon	42	TE 3612042 ON.	①-②	5,660 7,380
	Racetrack	30	TE 3612030 RT.	①-②	5,500 7,190
	Racetrack	36	TE 3612036 RT.	①-②	5,580 7,290
	Racetrack	42	TE 3612042 RT.	①-②	5,660 7,380
	Rectangle	30	TE 3612030 RE.	①-②	4,950 6,470
	Rectangle	36	TE 3612036 RE.	①-②	5,020 6,560
	Rectangle	42	TE 3612042 RE.	①-②	5,090 6,640
	Soft Rectangle	30	TE 3612030 SR.	①-②	5,500 7,190
	Soft Rectangle	36	TE 3612036 SR.	①-②	5,580 7,290
	Soft Rectangle	42	TE 3612042 SR.	①-②	5,660 7,380
120 42	Arrow	30	TE 4212030 AW.	①-②	5,900 7,740
	Arrow	36	TE 4212036 AW.	①-②	5,990 7,830
	Arrow	42	TE 4212042 AW.	①-②	6,150 8,020
	Boat	30	TE 4212030 BT.	①-②	5,900 7,740
	Boat	36	TE 4212036 BT.	①-②	5,990 7,830
	Boat	42	TE 4212042 BT.	①-②	6,150 8,020
	D Shape	30	TE 4212030 DS.	①-②	5,900 7,740
	D Shape	36	TE 4212036 DS.	①-②	5,990 7,830
	D Shape	42	TE 4212042 DS.	①-②	6,150 8,020
	Octagon	30	TE 4212030 ON.	①-②	5,900 7,740
	Octagon	36	TE 4212036 ON.	①-②	5,990 7,830
	Octagon	42	TE 4212042 ON.	①-②	6,150 8,020
	Racetrack	30	TE 4212030 RT.	①-②	5,900 7,740
	Racetrack	36	TE 4212036 RT.	①-②	5,990 7,830
	Racetrack	42	TE 4212042 RT.	①-②	6,150 8,020
	Rectangle	30	TE 4212030 RE.	①-②	5,310 6,970
	Rectangle	36	TE 4212036 RE.	①-②	5,390 7,050
	Rectangle	42	TE 4212042 RE.	①-②	5,540 7,220
	Soft Rectangle	30	TE 4212030 SR.	①-②	5,900 7,740
	Soft Rectangle	36	TE 4212036 SR.	①-②	5,990 7,830
	Soft Rectangle	42	TE 4212042 SR.	①-②	6,150 8,020

To Order, Specify:

- ① List Model Code with L3 or L11 Tabletop Edge
- ② Options (list in alphabetical order):

GB Non-Powered Grommet (Black), add \$40 list each
 GS Non-Powered Grommet (Silver), add \$40 list each
 Select Location Code



WT Steel Horizontal Wire Trough, add \$500 each
 Available on tables 42+ wide and 84+ long

3. Finishes


Laminate Color:
 Top Edge Color:
 Metal Color:

4. Quantity of Tables

NOTE:

- Built-in wire management in every leg
- Bases are not available in polished chrome
- Up to 120" long have 4 legs
- 120"+ have 6 legs
- 132"+ long tables are two-piece Tabletops
- Two-piece Tabletops are not grain matched due to limitations of materials

10' long tables




L X W	TOP SHAPE	HEIGHT	MODEL CODE	L3 PVC PRICE	L11 KNIFE PRICE
120 48	Arrow	30	TE 4812030 AW. ①-②	5,900	7,740
	Arrow	36	TE 4812036 AW. ①-②	5,990	7,830
	Arrow	42	TE 4812042 AW. ①-②	6,150	8,020
	Boat	30	TE 4812030 BT. ①-②	5,900	7,740
	Boat	36	TE 4812036 BT. ①-②	5,990	7,830
	Boat	42	TE 4812042 BT. ①-②	6,150	8,020
	Coffin	30	TE 4812030 CN. ①-②	5,900	7,740
	Coffin	36	TE 4812036 CN. ①-②	5,990	7,830
	Coffin	42	TE 4812042 CN. ①-②	6,150	8,020
	D Shape	30	TE 4812030 DS. ①-②	5,900	7,740
	D Shape	36	TE 4812036 DS. ①-②	5,990	7,830
	D Shape	42	TE 4812042 DS. ①-②	6,150	8,020
	Elliptical	30	TE 4812030 EL. ①-②	5,900	7,740
	Elliptical	36	TE 4812036 EL. ①-②	5,990	7,830
	Elliptical	42	TE 4812042 EL. ①-②	6,150	8,020
	Guitar Pick	30	TE 4812030 GP. ①-②	5,900	7,740
	Guitar Pick	36	TE 4812036 GP. ①-②	5,990	7,830
	Guitar Pick	42	TE 4812042 GP. ①-②	6,150	8,020
	Octagon	30	TE 4812030 ON. ①-②	5,900	7,740
	Octagon	36	TE 4812036 ON. ①-②	5,990	7,830
	Octagon	42	TE 4812042 ON. ①-②	6,150	8,020
	Paver	30	TE 4812030 PR. ①-②	5,900	7,740
	Paver	36	TE 4812036 PR. ①-②	5,990	7,830
	Paver	42	TE 4812042 PR. ①-②	6,150	8,020
	Racetrack	30	TE 4812030 RT. ①-②	5,900	7,740
	Racetrack	36	TE 4812036 RT. ①-②	5,990	7,830
	Racetrack	42	TE 4812042 RT. ①-②	6,150	8,020
	Rectangle	30	TE 4812030 RE. ①-②	5,310	6,970
	Rectangle	36	TE 4812036 RE. ①-②	5,390	7,050
	Rectangle	42	TE 4812042 RE. ①-②	5,540	7,220
	Soft Rectangle	30	TE 4812030 SR. ①-②	5,900	7,740
	Soft Rectangle	36	TE 4812036 SR. ①-②	5,990	7,830
	Soft Rectangle	42	TE 4812042 SR. ①-②	6,150	8,020
	Tele-wedge	30	TE 4812030 TW. ①-②	5,900	7,740
	Tele-wedge	36	TE 4812036 TW. ①-②	5,990	7,830
	Tele-wedge	42	TE 4812042 TW. ①-②	6,150	8,020

To Order, Specify:

- ① List Model Code with L3 or L11 Tabletop Edge
- ② Options (list in alphabetical order):

GB Non-Powered Grommet (Black), add \$40 list each
 GS Non-Powered Grommet (Silver), add \$40 list each
 Select Location Code



WT Steel Horizontal Wire Trough, add \$500 each
 Available on tables 42+ wide and 84+ long

3. Finishes

Laminate Color:
 Top Edge Color:
 Metal Color:

4. Quantity of Tables

NOTE:

- Built-in wire management in every leg
- Bases are not available in polished chrome
- Up to 120" long have 4 legs
- 120"+ have 6 legs
- 132"+ long tables are two-piece Tabletops
- Two-piece Tabletops are not grain matched due to limitations of materials

10' long tables




L X W	TOP SHAPE	HEIGHT	MODEL CODE	L3 PVC PRICE	L11 KNIFE PRICE
120 60	Arrow	30	TE 6012030 AW. ①-②	6,320	8,310
	Arrow	36	TE 6012036 AW. ①-②	6,410	8,410
	Arrow	42	TE 6012042 AW. ①-②	6,570	8,590
	Boat	30	TE 6012030 BT. ①-②	6,320	8,310
	Boat	36	TE 6012036 BT. ①-②	6,410	8,410
	Boat	42	TE 6012042 BT. ①-②	6,570	8,590
	Coffin	30	TE 6012030 CN. ①-②	6,320	8,310
	Coffin	36	TE 6012036 CN. ①-②	6,410	8,410
	Coffin	42	TE 6012042 CN. ①-②	6,570	8,590
	D Shape	30	TE 6012030 DS. ①-②	6,320	8,310
	D Shape	36	TE 6012036 DS. ①-②	6,410	8,410
	D Shape	42	TE 6012042 DS. ①-②	6,570	8,590
	Elliptical	30	TE 6012030 EL. ①-②	6,320	8,310
	Elliptical	36	TE 6012036 EL. ①-②	6,410	8,410
	Elliptical	42	TE 6012042 EL. ①-②	6,570	8,590
	Guitar Pick	30	TE 6012030 GP. ①-②	6,320	8,310
	Guitar Pick	36	TE 6012036 GP. ①-②	6,410	8,410
	Guitar Pick	42	TE 6012042 GP. ①-②	6,570	8,590
	Octagon	30	TE 6012030 ON. ①-②	6,320	8,310
	Octagon	36	TE 6012036 ON. ①-②	6,410	8,410
	Octagon	42	TE 6012042 ON. ①-②	6,570	8,590
	Paver	30	TE 6012030 PR. ①-②	6,320	8,310
	Paver	36	TE 6012036 PR. ①-②	6,410	8,410
	Paver	42	TE 6012042 PR. ①-②	6,570	8,590
	Racetrack	30	TE 6012030 RT. ①-②	6,320	8,310
	Racetrack	36	TE 6012036 RT. ①-②	6,410	8,410
	Racetrack	42	TE 6012042 RT. ①-②	6,570	8,590
	Rectangle	30	TE 6012030 RE. ①-②	5,690	7,480
	Rectangle	36	TE 6012036 RE. ①-②	5,770	7,570
	Rectangle	42	TE 6012042 RE. ①-②	5,910	7,730
	Soft Rectangle	30	TE 6012030 SR. ①-②	6,320	8,310
	Soft Rectangle	36	TE 6012036 SR. ①-②	6,410	8,410
	Soft Rectangle	42	TE 6012042 SR. ①-②	6,570	8,590
	Tele-wedge	30	TE 6012030 TW. ①-②	6,320	8,310
	Tele-wedge	36	TE 6012036 TW. ①-②	6,410	8,410
	Tele-wedge	42	TE 6012042 TW. ①-②	6,570	8,590

To Order, Specify:

- ① List Model Code with L3 or L11 Tabletop Edge
- ② Options (list in alphabetical order):

GB Non-Powered Grommet (Black), add \$40 list each
 GS Non-Powered Grommet (Silver), add \$40 list each
 Select Location Code



WT Steel Horizontal Wire Trough, add \$500 each
 Available on tables 42+ wide and 84+ long

3. Finishes

Laminate Color:
 Top Edge Color:
 Metal Color:

4. Quantity of Tables

NOTE:

- Built-in wire management in every leg
- Bases are not available in polished chrome
- Up to 120" long have 4 legs
- 120"+ have 6 legs
- 132"+ long tables are two-piece Tabletops
- Two-piece Tabletops are not grain matched due to limitations of materials

11' long tables




L X W	TOP SHAPE	HEIGHT	MODEL CODE	L3 PVC PRICE	L11 KNIFE PRICE
132 36	Arrow	30	TE 3613230 AW. ①-②	9,560	12,900
	Arrow	36	TE 3613236 AW. ①-②	9,650	13,010
	Arrow	42	TE 3613242 AW. ①-②	9,740	13,110
	Boat	30	TE 3613230 BT. ①-②	9,560	12,900
	Boat	36	TE 3613236 BT. ①-②	9,650	13,010
	Boat	42	TE 3613242 BT. ①-②	9,740	13,110
	Octagon	30	TE 3613230 ON. ①-②	9,560	12,900
	Octagon	36	TE 3613236 ON. ①-②	9,650	13,010
	Octagon	42	TE 3613242 ON. ①-②	9,740	13,110
	Racetrack	30	TE 3613230 RT. ①-②	9,560	12,900
	Racetrack	36	TE 3613236 RT. ①-②	9,650	13,010
	Racetrack	42	TE 3613242 RT. ①-②	9,740	13,110
	Rectangle	30	TE 3613230 RE. ①-②	8,600	11,610
	Rectangle	36	TE 3613236 RE. ①-②	8,690	11,710
	Rectangle	42	TE 3613242 RE. ①-②	8,770	11,800
	Soft Rectangle	30	TE 3613230 SR. ①-②	9,560	12,900
	Soft Rectangle	36	TE 3613236 SR. ①-②	9,650	13,010
	Soft Rectangle	42	TE 3613242 SR. ①-②	9,740	13,110
132 42	Arrow	30	TE 4213230 AW. ①-②	10,140	14,110
	Arrow	36	TE 4213236 AW. ①-②	10,320	14,310
	Arrow	42	TE 4213242 AW. ①-②	10,510	14,540
	Boat	30	TE 4213230 BT. ①-②	10,140	14,110
	Boat	36	TE 4213236 BT. ①-②	10,320	14,310
	Boat	42	TE 4213242 BT. ①-②	10,510	14,540
	Octagon	30	TE 4213230 ON. ①-②	10,140	14,110
	Octagon	36	TE 4213236 ON. ①-②	10,320	14,310
	Octagon	42	TE 4213242 ON. ①-②	10,510	14,540
	Racetrack	30	TE 4213230 RT. ①-②	10,140	14,110
	Racetrack	36	TE 4213236 RT. ①-②	10,320	14,310
	Racetrack	42	TE 4213242 RT. ①-②	10,510	14,540
	Rectangle	30	TE 4213230 RE. ①-②	9,130	12,700
	Rectangle	36	TE 4213236 RE. ①-②	9,290	12,880
	Rectangle	42	TE 4213242 RE. ①-②	9,460	13,090
	Soft Rectangle	30	TE 4213230 SR. ①-②	10,140	14,110
	Soft Rectangle	36	TE 4213236 SR. ①-②	10,320	14,310
	Soft Rectangle	42	TE 4213242 SR. ①-②	10,510	14,540

To Order, Specify:

1. ① List Model Code with L3 or L11 Tabletop Edge

2. ② Options (list in alphabetical order):

GB Non-Powered Grommet (Black), add \$40 list each
 GS Non-Powered Grommet (Silver), add \$40 list each
 Select Location Code



WT Steel Horizontal Wire Trough, add \$500 each
 Available on tables 42+ wide and 84+ long

3. Finishes


Laminate Color:
 Top Edge Color:
 Metal Color:

4. Quantity of Tables

NOTE:

- Built-in wire management in every leg
- Bases are not available in polished chrome
- Up to 120" long have 4 legs
- 120"+ have 6 legs
- 132"+ long tables are two-piece Tabletops
- Two-piece Tabletops are not grain matched due to limitations of materials

11' long tables




L X W	TOP SHAPE	HEIGHT	MODEL CODE	L3 PVC PRICE	L11 KNIFE PRICE
132 48	Arrow	30	TE 4813230 AW. ①-②	10,140	14,110
	Arrow	36	TE 4813236 AW. ①-②	10,320	14,310
	Arrow	42	TE 4813242 AW. ①-②	10,510	14,540
	Boat	30	TE 4813230 BT. ①-②	10,140	14,110
	Boat	36	TE 4813236 BT. ①-②	10,320	14,310
	Boat	42	TE 4813242 BT. ①-②	10,510	14,540
	Elliptical	30	TE 4813230 EL. ①-②	10,140	14,110
	Elliptical	36	TE 4813236 EL. ①-②	10,320	14,310
	Elliptical	42	TE 4813242 EL. ①-②	10,510	14,540
	Octagon	30	TE 4813230 ON. ①-②	10,140	14,110
	Octagon	36	TE 4813236 ON. ①-②	10,320	14,310
	Octagon	42	TE 4813242 ON. ①-②	10,510	14,540
	Paver	30	TE 4813230 PR. ①-②	10,140	14,110
	Paver	36	TE 4813236 PR. ①-②	10,320	14,310
	Paver	42	TE 4813242 PR. ①-②	10,510	14,540
	Racetrack	30	TE 4813230 RT. ①-②	10,140	14,110
	Racetrack	36	TE 4813236 RT. ①-②	10,320	14,310
	Racetrack	42	TE 4813242 RT. ①-②	10,510	14,540
	Rectangle	30	TE 4813230 RE. ①-②	9,130	12,700
	Rectangle	36	TE 4813236 RE. ①-②	9,290	12,880
	Rectangle	42	TE 4813242 RE. ①-②	9,460	13,090
	Soft Rectangle	30	TE 4813230 SR. ①-②	10,140	14,110
	Soft Rectangle	36	TE 4813236 SR. ①-②	10,320	14,310
	Soft Rectangle	42	TE 4813242 SR. ①-②	10,510	14,540

To Order, Specify:

- ① List Model Code with L3 or L11 Tabletop Edge
- ② Options (list in alphabetical order):

GB Non-Powered Grommet (Black), add \$40 list each
 GS Non-Powered Grommet (Silver), add \$40 list each
 Select Location Code



WT Steel Horizontal Wire Trough, add \$500 each
 Available on tables 42+ wide and 84+ long

3. Finishes


Laminate Color:
 Top Edge Color:
 Metal Color:

4. Quantity of Tables

NOTE:

- Built-in wire management in every leg
- Bases are not available in polished chrome
- Up to 120" long have 4 legs
- 120"+ have 6 legs
- 132"+ long tables are two-piece Tabletops
- Two-piece Tabletops are not grain matched due to limitations of materials

11' long tables




L X W	TOP SHAPE	HEIGHT	MODEL CODE	L3 PVC PRICE	L11 KNIFE PRICE
132 60	Arrow	30	TE 6013230 AW. ①-②	10,580	14,490
	Arrow	36	TE 6013236 AW. ①-②	10,750	14,700
	Arrow	42	TE 6013242 AW. ①-②	10,940	14,920
	Boat	30	TE 6013230 BT. ①-②	10,580	14,490
	Boat	36	TE 6013236 BT. ①-②	10,750	14,700
	Boat	42	TE 6013242 BT. ①-②	10,940	14,920
	Elliptical	30	TE 6013230 EL. ①-②	10,580	14,490
	Elliptical	36	TE 6013236 EL. ①-②	10,750	14,700
	Elliptical	42	TE 6013242 EL. ①-②	10,940	14,920
	Octagon	30	TE 6013230 ON. ①-②	10,580	14,490
	Octagon	36	TE 6013236 ON. ①-②	10,750	14,700
	Octagon	42	TE 6013242 ON. ①-②	10,940	14,920
	Paver	30	TE 6013230 PR. ①-②	10,580	14,490
	Paver	36	TE 6013236 PR. ①-②	10,750	14,700
	Paver	42	TE 6013242 PR. ①-②	10,940	14,920
	Racetrack	30	TE 6013230 RT. ①-②	10,580	14,490
	Racetrack	36	TE 6013236 RT. ①-②	10,750	14,700
	Racetrack	42	TE 6013242 RT. ①-②	10,940	14,920
	Rectangle	30	TE 6013230 RE. ①-②	9,520	13,040
	Rectangle	36	TE 6013236 RE. ①-②	9,680	13,230
	Rectangle	42	TE 6013242 RE. ①-②	9,850	13,430
	Soft Rectangle	30	TE 6013230 SR. ①-②	10,580	14,490
	Soft Rectangle	36	TE 6013236 SR. ①-②	10,750	14,700
	Soft Rectangle	42	TE 6013242 SR. ①-②	10,940	14,920

To Order, Specify:

1. ① List Model Code with L3 or L11 Tabletop Edge

2. ② Options (list in alphabetical order):

GB Non-Powered Grommet (Black), add \$40 list each
 GS Non-Powered Grommet (Silver), add \$40 list each
 Select Location Code



WT Steel Horizontal Wire Trough, add \$500 each
 Available on tables 42+ wide and 84+ long

3. Finishes

Laminate Color:
 Top Edge Color:
 Metal Color:

4. Quantity of Tables

NOTE:

- Built-in wire management in every leg
- Bases are not available in polished chrome
- Up to 120" long have 4 legs
- 120"+ have 6 legs
- 132"+ long tables are two-piece Tabletops
- Two-piece Tabletops are not grain matched due to limitations of materials

12' long tables




L X W	TOP SHAPE	HEIGHT	MODEL CODE	L3 PVC PRICE	L11 KNIFE PRICE
144 36	Arrow	30	TE 3614430 AW. ①-②	9,840	13,280
	Arrow	36	TE 3614436 AW. ①-②	9,940	13,380
	Arrow	42	TE 3614442 AW. ①-②	10,010	13,480
	Boat	30	TE 3614430 BT. ①-②	9,840	13,280
	Boat	36	TE 3614436 BT. ①-②	9,940	13,380
	Boat	42	TE 3614442 BT. ①-②	10,010	13,480
	Octagon	30	TE 3614430 ON. ①-②	9,840	13,280
	Octagon	36	TE 3614436 ON. ①-②	9,940	13,380
	Octagon	42	TE 3614442 ON. ①-②	10,010	13,480
	Racetrack	30	TE 3614430 RT. ①-②	9,840	13,280
	Racetrack	36	TE 3614436 RT. ①-②	9,940	13,380
	Racetrack	42	TE 3614442 RT. ①-②	10,010	13,480
	Rectangle	30	TE 3614430 RE. ①-②	8,860	11,950
	Rectangle	36	TE 3614436 RE. ①-②	8,950	12,040
	Rectangle	42	TE 3614442 RE. ①-②	9,010	12,130
	Soft Rectangle	30	TE 3614430 SR. ①-②	9,840	13,280
	Soft Rectangle	36	TE 3614436 SR. ①-②	9,940	13,380
	Soft Rectangle	42	TE 3614442 SR. ①-②	10,010	13,480
144 42	Arrow	30	TE 4214430 AW. ①-②	10,420	14,140
	Arrow	36	TE 4214436 AW. ①-②	10,590	14,340
	Arrow	42	TE 4214442 AW. ①-②	10,780	14,560
	Boat	30	TE 4214430 BT. ①-②	10,420	14,140
	Boat	36	TE 4214436 BT. ①-②	10,590	14,340
	Boat	42	TE 4214442 BT. ①-②	10,780	14,560
	Octagon	30	TE 4214430 ON. ①-②	10,420	14,140
	Octagon	36	TE 4214436 ON. ①-②	10,590	14,340
	Octagon	42	TE 4214442 ON. ①-②	10,780	14,560
	Racetrack	30	TE 4214430 RT. ①-②	10,420	14,140
	Racetrack	36	TE 4214436 RT. ①-②	10,590	14,340
	Racetrack	42	TE 4214442 RT. ①-②	10,780	14,560
	Rectangle	30	TE 4214430 RE. ①-②	9,380	12,730
	Rectangle	36	TE 4214436 RE. ①-②	9,530	12,910
	Rectangle	42	TE 4214442 RE. ①-②	9,700	13,100
	Soft Rectangle	30	TE 4214430 SR. ①-②	10,420	14,140
	Soft Rectangle	36	TE 4214436 SR. ①-②	10,590	14,340
	Soft Rectangle	42	TE 4214442 SR. ①-②	10,780	14,560

To Order, Specify:

- ① List Model Code with L3 or L11 Tabletop Edge
- ② Options (list in alphabetical order):

GB Non-Powered Grommet (Black), add \$40 list each
 GS Non-Powered Grommet (Silver), add \$40 list each
 Select Location Code



WT Steel Horizontal Wire Trough, add \$500 each
 Available on tables 42+ wide and 84+ long

3. Finishes


Laminate Color:
 Top Edge Color:
 Metal Color:

4. Quantity of Tables

NOTE:

- Built-in wire management in every leg
- Bases are not available in polished chrome
- Up to 120" long have 4 legs
- 120"+ have 6 legs
- 132"+ long tables are two-piece Tabletops
- Two-piece Tabletops are not grain matched due to limitations of materials

12' long tables




L X W	TOP SHAPE	HEIGHT	MODEL CODE	L3 PVC PRICE	L11 KNIFE PRICE
144 48	Arrow	30	TE 4814430 AW. ①-②	10,420	14,140
	Arrow	36	TE 4814436 AW. ①-②	10,590	14,340
	Arrow	42	TE 4814442 AW. ①-②	10,780	14,560
	Boat	30	TE 4814430 BT. ①-②	10,420	14,140
	Boat	36	TE 4814436 BT. ①-②	10,590	14,340
	Boat	42	TE 4814442 BT. ①-②	10,780	14,560
	Elliptical	30	TE 4814430 EL. ①-②	10,420	14,140
	Elliptical	36	TE 4814436 EL. ①-②	10,590	14,340
	Elliptical	42	TE 4814442 EL. ①-②	10,780	14,560
	Octagon	30	TE 4814430 ON. ①-②	10,420	14,140
	Octagon	36	TE 4814436 ON. ①-②	10,590	14,340
	Octagon	42	TE 4814442 ON. ①-②	10,780	14,560
	Paver	30	TE 4814430 PR. ①-②	10,420	14,140
	Paver	36	TE 4814436 PR. ①-②	10,590	14,340
	Paver	42	TE 4814442 PR. ①-②	10,780	14,560
	Racetrack	30	TE 4814430 RT. ①-②	10,420	14,140
	Racetrack	36	TE 4814436 RT. ①-②	10,590	14,340
	Racetrack	42	TE 4814442 RT. ①-②	10,780	14,560
	Rectangle	30	TE 4814430 RE. ①-②	9,380	12,730
	Rectangle	36	TE 4814436 RE. ①-②	9,530	12,910
	Rectangle	42	TE 4814442 RE. ①-②	9,700	13,100
	Soft Rectangle	30	TE 4814430 SR. ①-②	10,420	14,140
	Soft Rectangle	36	TE 4814436 SR. ①-②	10,590	14,340
	Soft Rectangle	42	TE 4814442 SR. ①-②	10,780	14,560

To Order, Specify:

1. ① List Model Code with L3 or L11 Tabletop Edge

2. ② Options (list in alphabetical order):

GB Non-Powered Grommet (Black), add \$40 list each
 GS Non-Powered Grommet (Silver), add \$40 list each
 Select Location Code



WT Steel Horizontal Wire Trough, add \$500 each
 Available on tables 42+ wide and 84+ long

3. Finishes


Laminate Color:
 Top Edge Color:
 Metal Color:

4. Quantity of Tables

NOTE:

- Built-in wire management in every leg
- Bases are not available in polished chrome
- Up to 120" long have 4 legs
- 120"+ have 6 legs
- 132"+ long tables are two-piece Tabletops
- Two-piece Tabletops are not grain matched due to limitations of materials

12' long tables




L X W	TOP SHAPE	HEIGHT	MODEL CODE	L3 PVC PRICE	L11 KNIFE PRICE
144 60	Arrow	30	TE 6014430 AW. ①-②	10,850	14,860
	Arrow	36	TE 6014436 AW. ①-②	11,030	15,060
	Arrow	42	TE 6014442 AW. ①-②	11,220	15,280
	Boat	30	TE 6014430 BT. ①-②	10,850	14,860
	Boat	36	TE 6014436 BT. ①-②	11,030	15,060
	Boat	42	TE 6014442 BT. ①-②	11,220	15,280
	Elliptical	30	TE 6014430 EL. ①-②	10,850	14,860
	Elliptical	36	TE 6014436 EL. ①-②	11,030	15,060
	Elliptical	42	TE 6014442 EL. ①-②	11,220	15,280
	Octagon	30	TE 6014430 ON. ①-②	10,850	14,860
	Octagon	36	TE 6014436 ON. ①-②	11,030	15,060
	Octagon	42	TE 6014442 ON. ①-②	11,220	15,280
	Paver	30	TE 6014430 PR. ①-②	10,850	14,860
	Paver	36	TE 6014436 PR. ①-②	11,030	15,060
	Paver	42	TE 6014442 PR. ①-②	11,220	15,280
	Racetrack	30	TE 6014430 RT. ①-②	10,850	14,860
	Racetrack	36	TE 6014436 RT. ①-②	11,030	15,060
	Racetrack	42	TE 6014442 RT. ①-②	11,220	15,280
	Rectangle	30	TE 6014430 RE. ①-②	9,770	13,370
	Rectangle	36	TE 6014436 RE. ①-②	9,930	13,550
	Rectangle	42	TE 6014442 RE. ①-②	10,100	13,750
	Soft Rectangle	30	TE 6014430 SR. ①-②	10,850	14,860
	Soft Rectangle	36	TE 6014436 SR. ①-②	11,030	15,060
	Soft Rectangle	42	TE 6014442 SR. ①-②	11,220	15,280

To Order, Specify:

- ① List Model Code with L3 or L11 Tabletop Edge
- ② Options (list in alphabetical order):

GB Non-Powered Grommet (Black), add \$40 list each
 GS Non-Powered Grommet (Silver), add \$40 list each
 Select Location Code



WT Steel Horizontal Wire Trough, add \$500 each
 Available on tables 42+ wide and 84+ long

3. Finishes

Laminate Color:
 Top Edge Color:
 Metal Color:

4. Quantity of Tables

NOTE:

- Built-in wire management in every leg
- Bases are not available in polished chrome
- Up to 120" long have 4 legs
- 120"+ have 6 legs
- 132"+ long tables are two-piece Tabletops
- Two-piece Tabletops are not grain matched due to limitations of materials

13' long tables




L X W	TOP SHAPE	HEIGHT	MODEL CODE	L3 PVC PRICE	L11 KNIFE PRICE	
156 36	Arrow	30	TE 3615630 AW. ①-②	10,080	13,800	
	Arrow	36	TE 3615636 AW. ①-②	10,260	14,000	
	Arrow	42	TE 3615642 AW. ①-②	10,450	14,220	
	Boat	30	TE 3615630 BT. ①-②	10,080	13,800	
	Boat	36	TE 3615636 BT. ①-②	10,260	14,000	
	Boat	42	TE 3615642 BT. ①-②	10,450	14,220	
	Octagon	30	TE 3615630 ON. ①-②	10,080	13,800	
	Octagon	36	TE 3615636 ON. ①-②	10,260	14,000	
	Octagon	42	TE 3615642 ON. ①-②	10,450	14,220	
	Racetrack	30	TE 3615630 RT. ①-②	10,080	13,800	
	Racetrack	36	TE 3615636 RT. ①-②	10,260	14,000	
	Racetrack	42	TE 3615642 RT. ①-②	10,450	14,220	
	Rectangle	30	TE 3615630 RE. ①-②	9,070	12,420	
	Rectangle	36	TE 3615636 RE. ①-②	9,230	12,600	
	Rectangle	42	TE 3615642 RE. ①-②	9,410	12,800	
	Soft Rectangle	30	TE 3615630 SR. ①-②	10,080	13,800	
	Soft Rectangle	36	TE 3615636 SR. ①-②	10,260	14,000	
	Soft Rectangle	42	TE 3615642 SR. ①-②	10,450	14,220	
	156 42	Arrow	30	TE 4215630 AW. ①-②	10,660	14,720
		Arrow	36	TE 4215636 AW. ①-②	10,840	14,930
Arrow		42	TE 4215642 AW. ①-②	11,030	15,150	
Boat		30	TE 4215630 BT. ①-②	10,660	14,720	
Boat		36	TE 4215636 BT. ①-②	10,840	14,930	
Boat		42	TE 4215642 BT. ①-②	11,030	15,150	
Octagon		30	TE 4215630 ON. ①-②	10,660	14,720	
Octagon		36	TE 4215636 ON. ①-②	10,840	14,930	
Octagon		42	TE 4215642 ON. ①-②	11,030	15,150	
Racetrack		30	TE 4215630 RT. ①-②	10,660	14,720	
Racetrack		36	TE 4215636 RT. ①-②	10,840	14,930	
Racetrack		42	TE 4215642 RT. ①-②	11,030	15,150	
Rectangle		30	TE 4215630 RE. ①-②	9,590	13,250	
Rectangle		36	TE 4215636 RE. ①-②	9,760	13,440	
Rectangle		42	TE 4215642 RE. ①-②	9,930	13,640	
Soft Rectangle		30	TE 4215630 SR. ①-②	10,660	14,720	
Soft Rectangle		36	TE 4215636 SR. ①-②	10,840	14,930	
Soft Rectangle		42	TE 4215642 SR. ①-②	11,030	15,150	

To Order, Specify:

1. ① List Model Code with L3 or L11 Tabletop Edge

2. ② Options (list in alphabetical order):

GB Non-Powered Grommet (Black), add \$40 list each
 GS Non-Powered Grommet (Silver), add \$40 list each
 Select Location Code



WT Steel Horizontal Wire Trough, add \$500 each
 Available on tables 42+ wide and 84+ long

3. Finishes


Laminate Color:
 Top Edge Color:
 Metal Color:

4. Quantity of Tables

NOTE:

- Built-in wire management in every leg
- Bases are not available in polished chrome
- Up to 120" long have 4 legs
- 120"+ have 6 legs
- 132"+ long tables are two-piece Tabletops
- Two-piece Tabletops are not grain matched due to limitations of materials

13' long tables




L X W	TOP SHAPE	HEIGHT	MODEL CODE	L3 PVC PRICE	L11 KNIFE PRICE
156 48	Arrow	30	TE 4815630 AW. ①-②	10,660	14,720
	Arrow	36	TE 4815636 AW. ①-②	10,840	14,930
	Arrow	42	TE 4815642 AW. ①-②	11,030	15,150
	Boat	30	TE 4815630 BT. ①-②	10,660	14,720
	Boat	36	TE 4815636 BT. ①-②	10,840	14,930
	Boat	42	TE 4815642 BT. ①-②	11,030	15,150
	Elliptical	30	TE 4815630 EL. ①-②	10,660	14,720
	Elliptical	36	TE 4815636 EL. ①-②	10,840	14,930
	Elliptical	42	TE 4815642 EL. ①-②	11,030	15,150
	Octagon	30	TE 4815630 ON. ①-②	10,660	14,720
	Octagon	36	TE 4815636 ON. ①-②	10,840	14,930
	Octagon	42	TE 4815642 ON. ①-②	11,030	15,150
	Paver	30	TE 4815630 PR. ①-②	10,660	14,720
	Paver	36	TE 4815636 PR. ①-②	10,840	14,930
	Paver	42	TE 4815642 PR. ①-②	11,030	15,150
	Racetrack	30	TE 4815630 RT. ①-②	10,660	14,720
	Racetrack	36	TE 4815636 RT. ①-②	10,840	14,930
	Racetrack	42	TE 4815642 RT. ①-②	11,030	15,150
	Rectangle	30	TE 4815630 RE. ①-②	9,590	13,250
	Rectangle	36	TE 4815636 RE. ①-②	9,760	13,440
	Rectangle	42	TE 4815642 RE. ①-②	9,930	13,640
	Soft Rectangle	30	TE 4815630 SR. ①-②	10,660	14,720
	Soft Rectangle	36	TE 4815636 SR. ①-②	10,840	14,930
	Soft Rectangle	42	TE 4815642 SR. ①-②	11,030	15,150

To Order, Specify:

- ① List Model Code with L3 or L11 Tabletop Edge
- ② Options (list in alphabetical order):

GB Non-Powered Grommet (Black), add \$40 list each
 GS Non-Powered Grommet (Silver), add \$40 list each
 Select Location Code



WT Steel Horizontal Wire Trough, add \$500 each
 Available on tables 42+ wide and 84+ long

3. Finishes


Laminate Color:
 Top Edge Color:
 Metal Color:

4. Quantity of Tables

NOTE:

- Built-in wire management in every leg
- Bases are not available in polished chrome
- Up to 120" long have 4 legs
- 120"+ have 6 legs
- 132"+ long tables are two-piece Tabletops
- Two-piece Tabletops are not grain matched due to limitations of materials

13' long tables




L X W	TOP SHAPE	HEIGHT	MODEL CODE	L3 PVC PRICE	L11 KNIFE PRICE
156 60	Arrow	30	TE 6015630 AW. ①-②	10,950	15,330
	Arrow	36	TE 6015636 AW. ①-②	11,130	15,540
	Arrow	42	TE 6015642 AW. ①-②	11,320	15,760
	Boat	30	TE 6015630 BT. ①-②	10,950	15,330
	Boat	36	TE 6015636 BT. ①-②	11,130	15,540
	Boat	42	TE 6015642 BT. ①-②	11,320	15,760
	Elliptical	30	TE 6015630 EL. ①-②	10,950	15,330
	Elliptical	36	TE 6015636 EL. ①-②	11,130	15,540
	Elliptical	42	TE 6015642 EL. ①-②	11,320	15,760
	Octagon	30	TE 6015630 ON. ①-②	10,950	15,330
	Octagon	36	TE 6015636 ON. ①-②	11,130	15,540
	Octagon	42	TE 6015642 ON. ①-②	11,320	15,760
	Paver	30	TE 6015630 PR. ①-②	10,950	15,330
	Paver	36	TE 6015636 PR. ①-②	11,130	15,540
	Paver	42	TE 6015642 PR. ①-②	11,320	15,760
	Racetrack	30	TE 6015630 RT. ①-②	10,950	15,330
	Racetrack	36	TE 6015636 RT. ①-②	11,130	15,540
	Racetrack	42	TE 6015642 RT. ①-②	11,320	15,760
	Rectangle	30	TE 6015630 RE. ①-②	9,860	13,800
	Rectangle	36	TE 6015636 RE. ①-②	10,020	13,990
	Rectangle	42	TE 6015642 RE. ①-②	10,190	14,180
	Soft Rectangle	30	TE 6015630 SR. ①-②	10,950	15,330
	Soft Rectangle	36	TE 6015636 SR. ①-②	11,130	15,540
	Soft Rectangle	42	TE 6015642 SR. ①-②	11,320	15,760

To Order, Specify:

1. ① List Model Code with L3 or L11 Tabletop Edge

2. ② Options (list in alphabetical order):

GB Non-Powered Grommet (Black), add \$40 list each
 GS Non-Powered Grommet (Silver), add \$40 list each
 Select Location Code



WT Steel Horizontal Wire Trough, add \$500 each
 Available on tables 42+ wide and 84+ long

3. Finishes

Laminate Color:
 Top Edge Color:
 Metal Color:

4. Quantity of Tables

NOTE:

- Built-in wire management in every leg
- Bases are not available in polished chrome
- Up to 120" long have 4 legs
- 120"+ have 6 legs
- 132"+ long tables are two-piece Tabletops
- Two-piece Tabletops are not grain matched due to limitations of materials

14' long tables




L X W	TOP SHAPE	HEIGHT	MODEL CODE	L3 PVC PRICE	L11 KNIFE PRICE	
168 36	Arrow	30	TE 3616830 AW. ①-②	10,360	14,130	
	Arrow	36	TE 3616836 AW. ①-②	10,530	14,330	
	Arrow	42	TE 3616842 AW. ①-②	10,720	14,550	
	Boat	30	TE 3616830 BT. ①-②	10,360	14,130	
	Boat	36	TE 3616836 BT. ①-②	10,530	14,330	
	Boat	42	TE 3616842 BT. ①-②	10,720	14,550	
	Octagon	30	TE 3616830 ON. ①-②	10,360	14,130	
	Octagon	36	TE 3616836 ON. ①-②	10,530	14,330	
	Octagon	42	TE 3616842 ON. ①-②	10,720	14,550	
	Racetrack	30	TE 3616830 RT. ①-②	10,360	14,130	
	Racetrack	36	TE 3616836 RT. ①-②	10,530	14,330	
	Racetrack	42	TE 3616842 RT. ①-②	10,720	14,550	
	Rectangle	30	TE 3616830 RE. ①-②	9,320	12,720	
	Rectangle	36	TE 3616836 RE. ①-②	9,480	12,900	
	Rectangle	42	TE 3616842 RE. ①-②	9,650	13,100	
	Soft Rectangle	30	TE 3616830 SR. ①-②	10,360	14,130	
	Soft Rectangle	36	TE 3616836 SR. ①-②	10,530	14,330	
	Soft Rectangle	42	TE 3616842 SR. ①-②	10,720	14,550	
	168 42	Arrow	30	TE 4216830 AW. ①-②	10,940	15,050
		Arrow	36	TE 4216836 AW. ①-②	11,110	15,250
Arrow		42	TE 4216842 AW. ①-②	11,300	15,470	
Boat		30	TE 4216830 BT. ①-②	10,940	15,050	
Boat		36	TE 4216836 BT. ①-②	11,110	15,250	
Boat		42	TE 4216842 BT. ①-②	11,300	15,470	
Octagon		30	TE 4216830 ON. ①-②	10,940	15,050	
Octagon		36	TE 4216836 ON. ①-②	11,110	15,250	
Octagon		42	TE 4216842 ON. ①-②	11,300	15,470	
Racetrack		30	TE 4216830 RT. ①-②	10,940	15,050	
Racetrack		36	TE 4216836 RT. ①-②	11,110	15,250	
Racetrack		42	TE 4216842 RT. ①-②	11,300	15,470	
Rectangle		30	TE 4216830 RE. ①-②	9,850	13,550	
Rectangle		36	TE 4216836 RE. ①-②	10,000	13,730	
Rectangle		42	TE 4216842 RE. ①-②	10,170	13,920	
Soft Rectangle		30	TE 4216830 SR. ①-②	10,940	15,050	
Soft Rectangle		36	TE 4216836 SR. ①-②	11,110	15,250	
Soft Rectangle		42	TE 4216842 SR. ①-②	11,300	15,470	

To Order, Specify:

- ① List Model Code with L3 or L11 Tabletop Edge
- ② Options (list in alphabetical order):

GB Non-Powered Grommet (Black), add \$40 list each
 GS Non-Powered Grommet (Silver), add \$40 list each
 Select Location Code



WT Steel Horizontal Wire Trough, add \$500 each
 Available on tables 42+ wide and 84+ long

3. Finishes


Laminate Color:
 Top Edge Color:
 Metal Color:

4. Quantity of Tables

NOTE:

- Built-in wire management in every leg
- Bases are not available in polished chrome
- Up to 120" long have 4 legs
- 120"+ have 6 legs
- 132"+ long tables are two-piece Tabletops
- Two-piece Tabletops are not grain matched due to limitations of materials

14' long tables




L X W	TOP SHAPE	HEIGHT	MODEL CODE	L3 PVC PRICE	L11 KNIFE PRICE
168 48	Arrow	30	TE 4816830 AW. ①-②	10,940	15,050
	Arrow	36	TE 4816836 AW. ①-②	11,110	15,250
	Arrow	42	TE 4816842 AW. ①-②	11,300	15,470
	Boat	30	TE 4816830 BT. ①-②	10,940	15,050
	Boat	36	TE 4816836 BT. ①-②	11,110	15,250
	Boat	42	TE 4816842 BT. ①-②	11,300	15,470
	Elliptical	30	TE 4816830 EL. ①-②	10,940	15,050
	Elliptical	36	TE 4816836 EL. ①-②	11,110	15,250
	Elliptical	42	TE 4816842 EL. ①-②	11,300	15,470
	Octagon	30	TE 4816830 ON. ①-②	10,940	15,050
	Octagon	36	TE 4816836 ON. ①-②	11,110	15,250
	Octagon	42	TE 4816842 ON. ①-②	11,300	15,470
	Paver	30	TE 4816830 PR. ①-②	10,940	15,050
	Paver	36	TE 4816836 PR. ①-②	11,110	15,250
	Paver	42	TE 4816842 PR. ①-②	11,300	15,470
	Racetrack	30	TE 4816830 RT. ①-②	10,940	15,050
	Racetrack	36	TE 4816836 RT. ①-②	11,110	15,250
	Racetrack	42	TE 4816842 RT. ①-②	11,300	15,470
	Rectangle	30	TE 4816830 RE. ①-②	9,850	13,550
	Rectangle	36	TE 4816836 RE. ①-②	10,000	13,730
	Rectangle	42	TE 4816842 RE. ①-②	10,170	13,920
	Soft Rectangle	30	TE 4816830 SR. ①-②	10,940	15,050
	Soft Rectangle	36	TE 4816836 SR. ①-②	11,110	15,250
	Soft Rectangle	42	TE 4816842 SR. ①-②	11,300	15,470

To Order, Specify:

1. ① List Model Code with L3 or L11 Tabletop Edge

2. ② Options (list in alphabetical order):

GB Non-Powered Grommet (Black), add \$40 list each
 GS Non-Powered Grommet (Silver), add \$40 list each
 Select Location Code



WT Steel Horizontal Wire Trough, add \$500 each
 Available on tables 42+ wide and 84+ long

3. Finishes


Laminate Color:
 Top Edge Color:
 Metal Color:

4. Quantity of Tables

NOTE:

- Built-in wire management in every leg
- Bases are not available in polished chrome
- Up to 120" long have 4 legs
- 120"+ have 6 legs
- 132"+ long tables are two-piece Tabletops
- Two-piece Tabletops are not grain matched due to limitations of materials

14' long tables




L X W	TOP SHAPE	HEIGHT	MODEL CODE	L3 PVC PRICE	L11 KNIFE PRICE
168 60	Arrow	30	TE 6016830 AW. ①-②	11,380	15,830
	Arrow	36	TE 6016836 AW. ①-②	11,550	16,030
	Arrow	42	TE 6016842 AW. ①-②	11,740	16,250
	Boat	30	TE 6016830 BT. ①-②	11,380	15,830
	Boat	36	TE 6016836 BT. ①-②	11,550	16,030
	Boat	42	TE 6016842 BT. ①-②	11,740	16,250
	Elliptical	30	TE 6016830 EL. ①-②	11,380	15,830
	Elliptical	36	TE 6016836 EL. ①-②	11,550	16,030
	Elliptical	42	TE 6016842 EL. ①-②	11,740	16,250
	Octagon	30	TE 6016830 ON. ①-②	11,380	15,830
	Octagon	36	TE 6016836 ON. ①-②	11,550	16,030
	Octagon	42	TE 6016842 ON. ①-②	11,740	16,250
	Paver	30	TE 6016830 PR. ①-②	11,380	15,830
	Paver	36	TE 6016836 PR. ①-②	11,550	16,030
	Paver	42	TE 6016842 PR. ①-②	11,740	16,250
	Racetrack	30	TE 6016830 RT. ①-②	11,380	15,830
	Racetrack	36	TE 6016836 RT. ①-②	11,550	16,030
	Racetrack	42	TE 6016842 RT. ①-②	11,740	16,250
	Rectangle	30	TE 6016830 RE. ①-②	10,240	14,250
	Rectangle	36	TE 6016836 RE. ①-②	10,400	14,430
	Rectangle	42	TE 6016842 RE. ①-②	10,570	14,630
	Soft Rectangle	30	TE 6016830 SR. ①-②	11,380	15,830
	Soft Rectangle	36	TE 6016836 SR. ①-②	11,550	16,030
	Soft Rectangle	42	TE 6016842 SR. ①-②	11,740	16,250

To Order, Specify:

- ① List Model Code with L3 or L11 Tabletop Edge
- ② Options (list in alphabetical order):

GB Non-Powered Grommet (Black), add \$40 list each
 GS Non-Powered Grommet (Silver), add \$40 list each
 Select Location Code



WT Steel Horizontal Wire Trough, add \$500 each
 Available on tables 42+ wide and 84+ long

3. Finishes

Laminate Color:
 Top Edge Color:
 Metal Color:

4. Quantity of Tables

NOTE:

- Built-in wire management in every leg
- Bases are not available in polished chrome
- Up to 120" long have 4 legs
- 120"+ have 6 legs
- 132"+ long tables are two-piece Tabletops
- Two-piece Tabletops are not grain matched due to limitations of materials

15' long tables




L X W	TOP SHAPE	HEIGHT	MODEL CODE	L3 PVC PRICE	L11 KNIFE PRICE
180 36	Arrow	30	TE 3618030 AW. ①-②	10,640	14,490
	Arrow	36	TE 3618036 AW. ①-②	10,810	14,700
	Arrow	42	TE 3618042 AW. ①-②	11,000	14,920
	Boat	30	TE 3618030 BT. ①-②	10,640	14,490
	Boat	36	TE 3618036 BT. ①-②	10,810	14,700
	Boat	42	TE 3618042 BT. ①-②	11,000	14,920
	Octagon	30	TE 3618030 ON. ①-②	10,640	14,490
	Octagon	36	TE 3618036 ON. ①-②	10,810	14,700
	Octagon	42	TE 3618042 ON. ①-②	11,000	14,920
	Racetrack	30	TE 3618030 RT. ①-②	10,640	14,490
	Racetrack	36	TE 3618036 RT. ①-②	10,810	14,700
	Racetrack	42	TE 3618042 RT. ①-②	11,000	14,920
	Rectangle	30	TE 3618030 RE. ①-②	9,580	13,040
	Rectangle	36	TE 3618036 RE. ①-②	9,730	13,230
	Rectangle	42	TE 3618042 RE. ①-②	9,900	13,430
	Soft Rectangle	30	TE 3618030 SR. ①-②	10,640	14,490
	Soft Rectangle	36	TE 3618036 SR. ①-②	10,810	14,700
	Soft Rectangle	42	TE 3618042 SR. ①-②	11,000	14,920
180 42	Arrow	30	TE 4218030 AW. ①-②	11,220	15,420
	Arrow	36	TE 4218036 AW. ①-②	11,390	15,620
	Arrow	42	TE 4218042 AW. ①-②	11,580	15,840
	Boat	30	TE 4218030 BT. ①-②	11,220	15,420
	Boat	36	TE 4218036 BT. ①-②	11,390	15,620
	Boat	42	TE 4218042 BT. ①-②	11,580	15,840
	Octagon	30	TE 4218030 ON. ①-②	11,220	15,420
	Octagon	36	TE 4218036 ON. ①-②	11,390	15,620
	Octagon	42	TE 4218042 ON. ①-②	11,580	15,840
	Racetrack	30	TE 4218030 RT. ①-②	11,220	15,420
	Racetrack	36	TE 4218036 RT. ①-②	11,390	15,620
	Racetrack	42	TE 4218042 RT. ①-②	11,580	15,840
	Rectangle	30	TE 4218030 RE. ①-②	10,100	13,880
	Rectangle	36	TE 4218036 RE. ①-②	10,250	14,060
	Rectangle	42	TE 4218042 RE. ①-②	10,420	14,260
	Soft Rectangle	30	TE 4218030 SR. ①-②	11,220	15,420
	Soft Rectangle	36	TE 4218036 SR. ①-②	11,390	15,620
	Soft Rectangle	42	TE 4218042 SR. ①-②	11,580	15,840

To Order, Specify:

1. ① List Model Code with L3 or L11 Tabletop Edge

2. ② Options (list in alphabetical order):

GB Non-Powered Grommet (Black), add \$40 list each
 GS Non-Powered Grommet (Silver), add \$40 list each
 Select Location Code



WT Steel Horizontal Wire Trough, add \$500 each
 Available on tables 42+ wide and 84+ long

3. Finishes


Laminate Color:
 Top Edge Color:
 Metal Color:

4. Quantity of Tables

NOTE:

- Built-in wire management in every leg
- Bases are not available in polished chrome
- Up to 120" long have 4 legs
- 120"+ have 6 legs
- 132"+ long tables are two-piece Tabletops
- Two-piece Tabletops are not grain matched due to limitations of materials

15' long tables




L X W	TOP SHAPE	HEIGHT	MODEL CODE	L3 PVC PRICE	L11 KNIFE PRICE
180 48	Arrow	30	TE 4818030 AW. ①-②	11,220	15,420
	Arrow	36	TE 4818036 AW. ①-②	11,390	15,620
	Arrow	42	TE 4818042 AW. ①-②	11,580	15,840
	Boat	30	TE 4818030 BT. ①-②	11,220	15,420
	Boat	36	TE 4818036 BT. ①-②	11,390	15,620
	Boat	42	TE 4818042 BT. ①-②	11,580	15,840
	Elliptical	30	TE 4818030 EL. ①-②	11,220	15,420
	Elliptical	36	TE 4818036 EL. ①-②	11,390	15,620
	Elliptical	42	TE 4818042 EL. ①-②	11,580	15,840
	Octagon	30	TE 4818030 ON. ①-②	11,220	15,420
	Octagon	36	TE 4818036 ON. ①-②	11,390	15,620
	Octagon	42	TE 4818042 ON. ①-②	11,580	15,840
	Paver	30	TE 4818030 PR. ①-②	11,220	15,420
	Paver	36	TE 4818036 PR. ①-②	11,390	15,620
	Paver	42	TE 4818042 PR. ①-②	11,580	15,840
	Racetrack	30	TE 4818030 RT. ①-②	11,220	15,420
	Racetrack	36	TE 4818036 RT. ①-②	11,390	15,620
	Racetrack	42	TE 4818042 RT. ①-②	11,580	15,840
	Rectangle	30	TE 4818030 RE. ①-②	10,100	13,880
	Rectangle	36	TE 4818036 RE. ①-②	10,250	14,060
	Rectangle	42	TE 4818042 RE. ①-②	10,420	14,260
	Soft Rectangle	30	TE 4818030 SR. ①-②	11,220	15,420
	Soft Rectangle	36	TE 4818036 SR. ①-②	11,390	15,620
	Soft Rectangle	42	TE 4818042 SR. ①-②	11,580	15,840

To Order, Specify:

- ① List Model Code with L3 or L11 Tabletop Edge
- ② Options (list in alphabetical order):

GB Non-Powered Grommet (Black), add \$40 list each
 GS Non-Powered Grommet (Silver), add \$40 list each
 Select Location Code



WT Steel Horizontal Wire Trough, add \$500 each
 Available on tables 42+ wide and 84+ long

3. Finishes


Laminate Color:
 Top Edge Color:
 Metal Color:

4. Quantity of Tables

NOTE:

- Built-in wire management in every leg
- Bases are not available in polished chrome
- Up to 120" long have 4 legs
- 120"+ have 6 legs
- 132"+ long tables are two-piece Tabletops
- Two-piece Tabletops are not grain matched due to limitations of materials

15' long tables




L X W	TOP SHAPE	HEIGHT	MODEL CODE	L3 PVC PRICE	L11 KNIFE PRICE
180 60	Arrow	30	TE 6018030 AW. ①-②	11,650	16,190
	Arrow	36	TE 6018036 AW. ①-②	11,820	16,400
	Arrow	42	TE 6018042 AW. ①-②	12,010	16,620
	Boat	30	TE 6018030 BT. ①-②	11,650	16,190
	Boat	36	TE 6018036 BT. ①-②	11,820	16,400
	Boat	42	TE 6018042 BT. ①-②	12,010	16,620
	Elliptical	30	TE 6018030 EL. ①-②	11,650	16,190
	Elliptical	36	TE 6018036 EL. ①-②	11,820	16,400
	Elliptical	42	TE 6018042 EL. ①-②	12,010	16,620
	Octagon	30	TE 6018030 ON. ①-②	11,650	16,190
	Octagon	36	TE 6018036 ON. ①-②	11,820	16,400
	Octagon	42	TE 6018042 ON. ①-②	12,010	16,620
	Paver	30	TE 6018030 PR. ①-②	11,650	16,190
	Paver	36	TE 6018036 PR. ①-②	11,820	16,400
	Paver	42	TE 6018042 PR. ①-②	12,010	16,620
	Racetrack	30	TE 6018030 RT. ①-②	11,650	16,190
	Racetrack	36	TE 6018036 RT. ①-②	11,820	16,400
	Racetrack	42	TE 6018042 RT. ①-②	12,010	16,620
	Rectangle	30	TE 6018030 RE. ①-②	10,490	14,570
	Rectangle	36	TE 6018036 RE. ①-②	10,640	14,760
	Rectangle	42	TE 6018042 RE. ①-②	10,810	14,960
	Soft Rectangle	30	TE 6018030 SR. ①-②	11,650	16,190
	Soft Rectangle	36	TE 6018036 SR. ①-②	11,820	16,400
	Soft Rectangle	42	TE 6018042 SR. ①-②	12,010	16,620

To Order, Specify:

1. ① List Model Code with L3 or L11 Tabletop Edge

2. ② Options (list in alphabetical order):

GB Non-Powered Grommet (Black), add \$40 list each
 GS Non-Powered Grommet (Silver), add \$40 list each
 Select Location Code



WT Steel Horizontal Wire Trough, add \$500 each
 Available on tables 42+ wide and 84+ long

3. Finishes

Laminate Color:
 Top Edge Color:
 Metal Color:

4. Quantity of Tables

NOTE:

- Built-in wire management in every leg
- Bases are not available in polished chrome
- Up to 120" long have 4 legs
- 120"+ have 6 legs
- 132"+ long tables are two-piece Tabletops
- Two-piece Tabletops are not grain matched due to limitations of materials

16' long tables




L X W	TOP SHAPE	HEIGHT	MODEL CODE	L3 PVC PRICE	L11 KNIFE PRICE
192 36	Arrow	30	TE 3619230 AW. ①-②	10,910	14,820
	Arrow	36	TE 3619236 AW. ①-②	11,090	15,020
	Arrow	42	TE 3619242 AW. ①-②	11,270	15,240
	Boat	30	TE 3619230 BT. ①-②	10,910	14,820
	Boat	36	TE 3619236 BT. ①-②	11,090	15,020
	Boat	42	TE 3619242 BT. ①-②	11,270	15,240
	Octagon	30	TE 3619230 ON. ①-②	10,910	14,820
	Octagon	36	TE 3619236 ON. ①-②	11,090	15,020
	Octagon	42	TE 3619242 ON. ①-②	11,270	15,240
	Racetrack	30	TE 3619230 RT. ①-②	10,910	14,820
	Racetrack	36	TE 3619236 RT. ①-②	11,090	15,020
	Racetrack	42	TE 3619242 RT. ①-②	11,270	15,240
	Rectangle	30	TE 3619230 RE. ①-②	9,820	13,340
	Rectangle	36	TE 3619236 RE. ①-②	9,980	13,520
	Rectangle	42	TE 3619242 RE. ①-②	10,140	13,720
	Soft Rectangle	30	TE 3619230 SR. ①-②	10,910	14,820
	Soft Rectangle	36	TE 3619236 SR. ①-②	11,090	15,020
	Soft Rectangle	42	TE 3619242 SR. ①-②	11,270	15,240
192 42	Arrow	30	TE 4219230 AW. ①-②	11,490	15,740
	Arrow	36	TE 4219236 AW. ①-②	11,670	15,950
	Arrow	42	TE 4219242 AW. ①-②	11,850	16,170
	Boat	30	TE 4219230 BT. ①-②	11,490	15,740
	Boat	36	TE 4219236 BT. ①-②	11,670	15,950
	Boat	42	TE 4219242 BT. ①-②	11,850	16,170
	Octagon	30	TE 4219230 ON. ①-②	11,490	15,740
	Octagon	36	TE 4219236 ON. ①-②	11,670	15,950
	Octagon	42	TE 4219242 ON. ①-②	11,850	16,170
	Racetrack	30	TE 4219230 RT. ①-②	11,490	15,740
	Racetrack	36	TE 4219236 RT. ①-②	11,670	15,950
	Racetrack	42	TE 4219242 RT. ①-②	11,850	16,170
	Rectangle	30	TE 4219230 RE. ①-②	10,340	14,170
	Rectangle	36	TE 4219236 RE. ①-②	10,500	14,360
	Rectangle	42	TE 4219242 RE. ①-②	10,670	14,550
	Soft Rectangle	30	TE 4219230 SR. ①-②	11,490	15,740
	Soft Rectangle	36	TE 4219236 SR. ①-②	11,670	15,950
	Soft Rectangle	42	TE 4219242 SR. ①-②	11,850	16,170

To Order, Specify:

- ① List Model Code with L3 or L11 Tabletop Edge
- ② Options (list in alphabetical order):

GB Non-Powered Grommet (Black), add \$40 list each
 GS Non-Powered Grommet (Silver), add \$40 list each
 Select Location Code



WT Steel Horizontal Wire Trough, add \$500 each
 Available on tables 42+ wide and 84+ long

3. Finishes


Laminate Color:
 Top Edge Color:
 Metal Color:

4. Quantity of Tables

NOTE:

- Built-in wire management in every leg
- Bases are not available in polished chrome
- Up to 120" long have 4 legs
- 120"+ have 6 legs
- 132"+ long tables are two-piece Tabletops
- Two-piece Tabletops are not grain matched due to limitations of materials

16' long tables




L X W	TOP SHAPE	HEIGHT	MODEL CODE	L3 PVC PRICE	L11 KNIFE PRICE
192 48	Arrow	30	TE 4819230 AW. ①-②	11,490	15,740
	Arrow	36	TE 4819236 AW. ①-②	11,670	15,950
	Arrow	42	TE 4819242 AW. ①-②	11,850	16,170
	Boat	30	TE 4819230 BT. ①-②	11,490	15,740
	Boat	36	TE 4819236 BT. ①-②	11,670	15,950
	Boat	42	TE 4819242 BT. ①-②	11,850	16,170
	Elliptical	30	TE 4819230 EL. ①-②	11,490	15,740
	Elliptical	36	TE 4819236 EL. ①-②	11,670	15,950
	Elliptical	42	TE 4819242 EL. ①-②	11,850	16,170
	Octagon	30	TE 4819230 ON. ①-②	11,490	15,740
	Octagon	36	TE 4819236 ON. ①-②	11,670	15,950
	Octagon	42	TE 4819242 ON. ①-②	11,850	16,170
	Paver	30	TE 4819230 PR. ①-②	11,490	15,740
	Paver	36	TE 4819236 PR. ①-②	11,670	15,950
	Paver	42	TE 4819242 PR. ①-②	11,850	16,170
	Racetrack	30	TE 4819230 RT. ①-②	11,490	15,740
	Racetrack	36	TE 4819236 RT. ①-②	11,670	15,950
	Racetrack	42	TE 4819242 RT. ①-②	11,850	16,170
	Rectangle	30	TE 4819230 RE. ①-②	10,340	14,170
	Rectangle	36	TE 4819236 RE. ①-②	10,500	14,360
	Rectangle	42	TE 4819242 RE. ①-②	10,670	14,550
	Soft Rectangle	30	TE 4819230 SR. ①-②	11,490	15,740
	Soft Rectangle	36	TE 4819236 SR. ①-②	11,670	15,950
	Soft Rectangle	42	TE 4819242 SR. ①-②	11,850	16,170

To Order, Specify:

1. ① List Model Code with L3 or L11 Tabletop Edge

2. ② Options (list in alphabetical order):

GB Non-Powered Grommet (Black), add \$40 list each
 GS Non-Powered Grommet (Silver), add \$40 list each
 Select Location Code



WT Steel Horizontal Wire Trough, add \$500 each
 Available on tables 42+ wide and 84+ long

3. Finishes


Laminate Color:
 Top Edge Color:
 Metal Color:

4. Quantity of Tables

NOTE:

- Built-in wire management in every leg
- Bases are not available in polished chrome
- Up to 120" long have 4 legs
- 120"+ have 6 legs
- 132"+ long tables are two-piece Tabletops
- Two-piece Tabletops are not grain matched due to limitations of materials

16' long tables




L X W	TOP SHAPE	HEIGHT	MODEL CODE	L3 PVC PRICE	L11 KNIFE PRICE
192 60	Arrow	30	TE 6019230 AW. ①-②	11,930	16,520
	Arrow	36	TE 6019236 AW. ①-②	12,100	16,720
	Arrow	42	TE 6019242 AW. ①-②	12,290	16,940
	Boat	30	TE 6019230 BT. ①-②	11,930	16,520
	Boat	36	TE 6019236 BT. ①-②	12,100	16,720
	Boat	42	TE 6019242 BT. ①-②	12,290	16,940
	Elliptical	30	TE 6019230 EL. ①-②	11,930	16,520
	Elliptical	36	TE 6019236 EL. ①-②	12,100	16,720
	Elliptical	42	TE 6019242 EL. ①-②	12,290	16,940
	Octagon	30	TE 6019230 ON. ①-②	11,930	16,520
	Octagon	36	TE 6019236 ON. ①-②	12,100	16,720
	Octagon	42	TE 6019242 ON. ①-②	12,290	16,940
	Paver	30	TE 6019230 PR. ①-②	11,930	16,520
	Paver	36	TE 6019236 PR. ①-②	12,100	16,720
	Paver	42	TE 6019242 PR. ①-②	12,290	16,940
	Racetrack	30	TE 6019230 RT. ①-②	11,930	16,520
	Racetrack	36	TE 6019236 RT. ①-②	12,100	16,720
	Racetrack	42	TE 6019242 RT. ①-②	12,290	16,940
	Rectangle	30	TE 6019230 RE. ①-②	10,740	14,870
	Rectangle	36	TE 6019236 RE. ①-②	10,890	15,050
	Rectangle	42	TE 6019242 RE. ①-②	11,060	15,250
	Soft Rectangle	30	TE 6019230 SR. ①-②	11,930	16,520
	Soft Rectangle	36	TE 6019236 SR. ①-②	12,100	16,720
	Soft Rectangle	42	TE 6019242 SR. ①-②	12,290	16,940

To Order, Specify:

- ① List Model Code with L3 or L11 Tabletop Edge
- ② Options (list in alphabetical order):

GB Non-Powered Grommet (Black), add \$40 list each
 GS Non-Powered Grommet (Silver), add \$40 list each
 Select Location Code



WT Steel Horizontal Wire Trough, add \$500 each
 Available on tables 42+ wide and 84+ long

3. Finishes

Laminate Color:
 Top Edge Color:
 Metal Color:

4. Quantity of Tables

NOTE:

- Built-in wire management in every leg
- Bases are not available in polished chrome
- Up to 120" long have 4 legs
- 120"+ have 6 legs
- 132"+ long tables are two-piece Tabletops
- Two-piece Tabletops are not grain matched due to limitations of materials

17' long tables




L X W	TOP SHAPE	HEIGHT	MODEL CODE	L3 PVC PRICE	L11 KNIFE PRICE	
204 36	Arrow	30	TE 3620430 AW. ①-②	11,190	15,340	
	Arrow	36	TE 3620436 AW. ①-②	11,360	15,550	
	Arrow	42	TE 3620442 AW. ①-②	11,550	15,770	
	Boat	30	TE 3620430 BT. ①-②	11,190	15,340	
	Boat	36	TE 3620436 BT. ①-②	11,360	15,550	
	Boat	42	TE 3620442 BT. ①-②	11,550	15,770	
	Octagon	30	TE 3620430 ON. ①-②	11,190	15,340	
	Octagon	36	TE 3620436 ON. ①-②	11,360	15,550	
	Octagon	42	TE 3620442 ON. ①-②	11,550	15,770	
	Racetrack	30	TE 3620430 RT. ①-②	11,190	15,340	
	Racetrack	36	TE 3620436 RT. ①-②	11,360	15,550	
	Racetrack	42	TE 3620442 RT. ①-②	11,550	15,770	
	Rectangle	30	TE 3620430 RE. ①-②	10,070	13,810	
	Rectangle	36	TE 3620436 RE. ①-②	10,220	14,000	
	Rectangle	42	TE 3620442 RE. ①-②	10,400	14,190	
	Soft Rectangle	30	TE 3620430 SR. ①-②	11,190	15,340	
	Soft Rectangle	36	TE 3620436 SR. ①-②	11,360	15,550	
	Soft Rectangle	42	TE 3620442 SR. ①-②	11,550	15,770	
	204 42	Arrow	30	TE 4220430 AW. ①-②	11,770	16,330
		Arrow	36	TE 4220436 AW. ①-②	11,940	16,530
Arrow		42	TE 4220442 AW. ①-②	12,130	16,750	
Boat		30	TE 4220430 BT. ①-②	11,770	16,330	
Boat		36	TE 4220436 BT. ①-②	11,940	16,530	
Boat		42	TE 4220442 BT. ①-②	12,130	16,750	
Octagon		30	TE 4220430 ON. ①-②	11,770	16,330	
Octagon		36	TE 4220436 ON. ①-②	11,940	16,530	
Octagon		42	TE 4220442 ON. ①-②	12,130	16,750	
Racetrack		30	TE 4220430 RT. ①-②	11,770	16,330	
Racetrack		36	TE 4220436 RT. ①-②	11,940	16,530	
Racetrack		42	TE 4220442 RT. ①-②	12,130	16,750	
Rectangle		30	TE 4220430 RE. ①-②	10,590	14,700	
Rectangle		36	TE 4220436 RE. ①-②	10,750	14,880	
Rectangle		42	TE 4220442 RE. ①-②	10,920	15,080	
Soft Rectangle		30	TE 4220430 SR. ①-②	11,770	16,330	
Soft Rectangle		36	TE 4220436 SR. ①-②	11,940	16,530	
Soft Rectangle		42	TE 4220442 SR. ①-②	12,130	16,750	

To Order, Specify:

- ① List Model Code with L3 or L11 Tabletop Edge
- ② Options (list in alphabetical order):

GB Non-Powered Grommet (Black), add \$40 list each
 GS Non-Powered Grommet (Silver), add \$40 list each
 Select Location Code



WT Steel Horizontal Wire Trough, add \$500 each
 Available on tables 42+ wide and 84+ long

3. Finishes


Laminate Color:
 Top Edge Color:
 Metal Color:

4. Quantity of Tables

NOTE:

- Built-in wire management in every leg
- Bases are not available in polished chrome
- Up to 120" long have 4 legs
- 120"+ have 6 legs
- 132"+ long tables are two-piece Tabletops
- Two-piece Tabletops are not grain matched due to limitations of materials

17' long tables




L X W	TOP SHAPE	HEIGHT	MODEL CODE	L3 PVC PRICE	L11 KNIFE PRICE
204 48	Arrow	30	TE 4820430 AW. ①-②	11,770	16,330
	Arrow	36	TE 4820436 AW. ①-②	12,070	16,530
	Arrow	42	TE 4820442 AW. ①-②	12,130	16,750
	Boat	30	TE 4820430 BT. ①-②	11,770	16,330
	Boat	36	TE 4820436 BT. ①-②	12,070	16,530
	Boat	42	TE 4820442 BT. ①-②	12,130	16,750
	Elliptical	30	TE 4820430 EL. ①-②	11,770	16,330
	Elliptical	36	TE 4820436 EL. ①-②	12,070	16,530
	Elliptical	42	TE 4820442 EL. ①-②	12,130	16,750
	Octagon	30	TE 4820430 ON. ①-②	11,770	16,330
	Octagon	36	TE 4820436 ON. ①-②	12,070	16,530
	Octagon	42	TE 4820442 ON. ①-②	12,130	16,750
	Paver	30	TE 4820430 PR. ①-②	11,770	16,330
	Paver	36	TE 4820436 PR. ①-②	12,070	16,530
	Paver	42	TE 4820442 PR. ①-②	12,130	16,750
	Racetrack	30	TE 4820430 RT. ①-②	11,770	16,330
	Racetrack	36	TE 4820436 RT. ①-②	12,070	16,530
	Racetrack	42	TE 4820442 RT. ①-②	12,130	16,750
	Rectangle	30	TE 4820430 RE. ①-②	10,590	14,700
	Rectangle	36	TE 4820436 RE. ①-②	10,860	14,880
	Rectangle	42	TE 4820442 RE. ①-②	10,920	15,080
	Soft Rectangle	30	TE 4820430 SR. ①-②	11,770	16,330
	Soft Rectangle	36	TE 4820436 SR. ①-②	12,070	16,530
	Soft Rectangle	42	TE 4820442 SR. ①-②	12,130	16,750

To Order, Specify:

- ① List Model Code with L3 or L11 Tabletop Edge
- ② Options (list in alphabetical order):

GB Non-Powered Grommet (Black), add \$40 list each
 GS Non-Powered Grommet (Silver), add \$40 list each
 Select Location Code



WT Steel Horizontal Wire Trough, add \$500 each
 Available on tables 42+ wide and 84+ long

3. Finishes


Laminate Color:
 Top Edge Color:
 Metal Color:

4. Quantity of Tables

NOTE:

- Built-in wire management in every leg
- Bases are not available in polished chrome
- Up to 120" long have 4 legs
- 120"+ have 6 legs
- 132"+ long tables are two-piece Tabletops
- Two-piece Tabletops are not grain matched due to limitations of materials

17' long tables




L X W	TOP SHAPE	HEIGHT	MODEL CODE	L3 PVC PRICE	L11 KNIFE PRICE
204 60	Arrow	30	TE 6020430 AW. ①-②	12,200	17,160
	Arrow	36	TE 6020436 AW. ①-②	12,380	17,370
	Arrow	42	TE 6020442 AW. ①-②	12,560	17,590
	Boat	30	TE 6020430 BT. ①-②	12,200	17,160
	Boat	36	TE 6020436 BT. ①-②	12,380	17,370
	Boat	42	TE 6020442 BT. ①-②	12,560	17,590
	Elliptical	30	TE 6020430 EL. ①-②	12,200	17,160
	Elliptical	36	TE 6020436 EL. ①-②	12,380	17,370
	Elliptical	42	TE 6020442 EL. ①-②	12,560	17,590
	Octagon	30	TE 6020430 ON. ①-②	12,200	17,160
	Octagon	36	TE 6020436 ON. ①-②	12,380	17,370
	Octagon	42	TE 6020442 ON. ①-②	12,560	17,590
	Paver	30	TE 6020430 PR. ①-②	12,200	17,160
	Paver	36	TE 6020436 PR. ①-②	12,380	17,370
	Paver	42	TE 6020442 PR. ①-②	12,560	17,590
	Racetrack	30	TE 6020430 RT. ①-②	12,200	17,160
	Racetrack	36	TE 6020436 RT. ①-②	12,380	17,370
	Racetrack	42	TE 6020442 RT. ①-②	12,560	17,590
	Rectangle	30	TE 6020430 RE. ①-②	10,980	15,440
	Rectangle	36	TE 6020436 RE. ①-②	11,140	15,630
	Rectangle	42	TE 6020442 RE. ①-②	11,300	15,830
	Soft Rectangle	30	TE 6020430 SR. ①-②	12,200	17,160
	Soft Rectangle	36	TE 6020436 SR. ①-②	12,380	17,370
	Soft Rectangle	42	TE 6020442 SR. ①-②	12,560	17,590

To Order, Specify:

1. ① List Model Code with L3 or L11 Tabletop Edge

2. ② Options (list in alphabetical order):

GB Non-Powered Grommet (Black), add \$40 list each
 GS Non-Powered Grommet (Silver), add \$40 list each
 Select Location Code



WT Steel Horizontal Wire Trough, add \$500 each
 Available on tables 42+ wide and 84+ long

3. Finishes

Laminate Color:
 Top Edge Color:
 Metal Color:

4. Quantity of Tables

NOTE:

- Built-in wire management in every leg
- Bases are not available in polished chrome
- Up to 120" long have 4 legs
- 120"+ have 6 legs
- 132"+ long tables are two-piece Tabletops
- Two-piece Tabletops are not grain matched due to limitations of materials

18' long tables




L X W	TOP SHAPE	HEIGHT	MODEL CODE	L3 PVC PRICE	L11 KNIFE PRICE
216 36	Arrow	30	TE 3621630 AW. ①-②	11,460	15,650
	Arrow	36	TE 3621636 AW. ①-②	11,640	15,850
	Arrow	42	TE 3621642 AW. ①-②	11,820	16,070
	Boat	30	TE 3621630 BT. ①-②	11,460	15,650
	Boat	36	TE 3621636 BT. ①-②	11,640	15,850
	Boat	42	TE 3621642 BT. ①-②	11,820	16,070
	Octagon	30	TE 3621630 ON. ①-②	11,460	15,650
	Octagon	36	TE 3621636 ON. ①-②	11,640	15,850
	Octagon	42	TE 3621642 ON. ①-②	11,820	16,070
	Racetrack	30	TE 3621630 RT. ①-②	11,460	15,650
	Racetrack	36	TE 3621636 RT. ①-②	11,640	15,850
	Racetrack	42	TE 3621642 RT. ①-②	11,820	16,070
	Rectangle	30	TE 3621630 RE. ①-②	10,310	14,090
	Rectangle	36	TE 3621636 RE. ①-②	10,480	14,270
	Rectangle	42	TE 3621642 RE. ①-②	10,640	14,460
	Soft Rectangle	30	TE 3621630 SR. ①-②	11,460	15,650
	Soft Rectangle	36	TE 3621636 SR. ①-②	11,640	15,850
	Soft Rectangle	42	TE 3621642 SR. ①-②	11,820	16,070
216 42	Arrow	30	TE 4221630 AW. ①-②	12,040	16,650
	Arrow	36	TE 4221636 AW. ①-②	12,220	16,860
	Arrow	42	TE 4221642 AW. ①-②	12,400	17,080
	Boat	30	TE 4221630 BT. ①-②	12,040	16,650
	Boat	36	TE 4221636 BT. ①-②	12,220	16,860
	Boat	42	TE 4221642 BT. ①-②	12,400	17,080
	Octagon	30	TE 4221630 ON. ①-②	12,040	16,650
	Octagon	36	TE 4221636 ON. ①-②	12,220	16,860
	Octagon	42	TE 4221642 ON. ①-②	12,400	17,080
	Racetrack	30	TE 4221630 RT. ①-②	12,040	16,650
	Racetrack	36	TE 4221636 RT. ①-②	12,220	16,860
	Racetrack	42	TE 4221642 RT. ①-②	12,400	17,080
	Rectangle	30	TE 4221630 RE. ①-②	10,840	14,990
	Rectangle	36	TE 4221636 RE. ①-②	11,000	15,170
	Rectangle	42	TE 4221642 RE. ①-②	11,160	15,370
	Soft Rectangle	30	TE 4221630 SR. ①-②	12,040	16,650
	Soft Rectangle	36	TE 4221636 SR. ①-②	12,220	16,860
	Soft Rectangle	42	TE 4221642 SR. ①-②	12,400	17,080

To Order, Specify:

- ① List Model Code with L3 or L11 Tabletop Edge
- ② Options (list in alphabetical order):

GB Non-Powered Grommet (Black), add \$40 list each
 GS Non-Powered Grommet (Silver), add \$40 list each
 Select Location Code



WT Steel Horizontal Wire Trough, add \$500 each
 Available on tables 42+ wide and 84+ long

3. Finishes


Laminate Color:
 Top Edge Color:
 Metal Color:

4. Quantity of Tables

NOTE:

- Built-in wire management in every leg
- Bases are not available in polished chrome
- Up to 120" long have 4 legs
- 120"+ have 6 legs
- 132"+ long tables are two-piece Tabletops
- Two-piece Tabletops are not grain matched due to limitations of materials

18' long tables




L X W	TOP SHAPE	HEIGHT	MODEL CODE		L3 PVC PRICE	L11 KNIFE PRICE
216 48	Arrow	30	TE 4821630 AW.	①-②	12,040	16,650
	Arrow	36	TE 4821636 AW.	①-②	12,220	16,860
	Arrow	42	TE 4821642 AW.	①-②	12,400	17,080
	Boat	30	TE 4821630 BT.	①-②	12,040	16,650
	Boat	36	TE 4821636 BT.	①-②	12,220	16,860
	Boat	42	TE 4821642 BT.	①-②	12,400	17,080
	Elliptical	30	TE 4821630 EL.	①-②	12,040	16,650
	Elliptical	36	TE 4821636 EL.	①-②	12,220	16,860
	Elliptical	42	TE 4821642 EL.	①-②	12,400	17,080
	Octagon	30	TE 4821630 ON.	①-②	12,040	16,650
	Octagon	36	TE 4821636 ON.	①-②	12,220	16,860
	Octagon	42	TE 4821642 ON.	①-②	12,400	17,080
	Paver	30	TE 4821630 PR.	①-②	12,040	16,650
	Paver	36	TE 4821636 PR.	①-②	12,220	16,860
	Paver	42	TE 4821642 PR.	①-②	12,400	17,080
	Racetrack	30	TE 4821630 RT.	①-②	12,040	16,650
	Racetrack	36	TE 4821636 RT.	①-②	12,220	16,860
	Racetrack	42	TE 4821642 RT.	①-②	12,400	17,080
	Rectangle	30	TE 4821630 RE.	①-②	10,840	14,990
	Rectangle	36	TE 4821636 RE.	①-②	11,000	15,170
	Rectangle	42	TE 4821642 RE.	①-②	11,160	15,370
	Soft Rectangle	30	TE 4821630 SR.	①-②	12,040	16,650
	Soft Rectangle	36	TE 4821636 SR.	①-②	12,220	16,860
	Soft Rectangle	42	TE 4821642 SR.	①-②	12,400	17,080

To Order, Specify:

1. **①** List Model Code with L3 or L11 Tabletop Edge

2. **②** Options (list in alphabetical order):

GB Non-Powered Grommet (Black), add \$40 list each
 GS Non-Powered Grommet (Silver), add \$40 list each
 Select Location Code



WT Steel Horizontal Wire Trough, add \$500 each
 Available on tables 42+ wide and 84+ long

3. Finishes


Laminate Color:
 Top Edge Color:
 Metal Color:

4. Quantity of Tables

NOTE:

- Built-in wire management in every leg
- Bases are not available in polished chrome
- Up to 120" long have 4 legs
- 120"+ have 6 legs
- 132"+ long tables are two-piece Tabletops
- Two-piece Tabletops are not grain matched due to limitations of materials

18' long tables




L X W	TOP SHAPE	HEIGHT	MODEL CODE	L3 PVC PRICE	L11 KNIFE PRICE
216 60	Arrow	30	TE 6021630 AW. ①-②	12,480	17,480
	Arrow	36	TE 6021636 AW. ①-②	12,650	17,690
	Arrow	42	TE 6021642 AW. ①-②	12,840	17,910
	Boat	30	TE 6021630 BT. ①-②	12,480	17,480
	Boat	36	TE 6021636 BT. ①-②	12,650	17,690
	Boat	42	TE 6021642 BT. ①-②	12,840	17,910
	Elliptical	30	TE 6021630 EL. ①-②	12,480	17,480
	Elliptical	36	TE 6021636 EL. ①-②	12,650	17,690
	Elliptical	42	TE 6021642 EL. ①-②	12,840	17,910
	Octagon	30	TE 6021630 ON. ①-②	12,480	17,480
	Octagon	36	TE 6021636 ON. ①-②	12,650	17,690
	Octagon	42	TE 6021642 ON. ①-②	12,840	17,910
	Paver	30	TE 6021630 PR. ①-②	12,480	17,480
	Paver	36	TE 6021636 PR. ①-②	12,650	17,690
	Paver	42	TE 6021642 PR. ①-②	12,840	17,910
	Racetrack	30	TE 6021630 RT. ①-②	12,480	17,480
	Racetrack	36	TE 6021636 RT. ①-②	12,650	17,690
	Racetrack	42	TE 6021642 RT. ①-②	12,840	17,910
	Rectangle	30	TE 6021630 RE. ①-②	11,230	15,730
	Rectangle	36	TE 6021636 RE. ①-②	11,390	15,920
	Rectangle	42	TE 6021642 RE. ①-②	11,560	16,120
	Soft Rectangle	30	TE 6021630 SR. ①-②	12,480	17,480
	Soft Rectangle	36	TE 6021636 SR. ①-②	12,650	17,690
	Soft Rectangle	42	TE 6021642 SR. ①-②	12,840	17,910

To Order, Specify:

- ① List Model Code with L3 or L11 Tabletop Edge
- ② Options (list in alphabetical order):

GB Non-Powered Grommet (Black), add \$40 list each
 GS Non-Powered Grommet (Silver), add \$40 list each
 Select Location Code



WT Steel Horizontal Wire Trough, add \$500 each
 Available on tables 42+ wide and 84+ long

3. Finishes

Laminate Color:
 Top Edge Color:
 Metal Color:

4. Quantity of Tables

NOTE:

- Built-in wire management in every leg
- Bases are not available in polished chrome
- Up to 120" long have 4 legs
- 120"+ have 6 legs
- 132"+ long tables are two-piece Tabletops
- Two-piece Tabletops are not grain matched due to limitations of materials

19' long tables




L X W	TOP SHAPE	HEIGHT	MODEL CODE	L3 PVC PRICE	L11 KNIFE PRICE	
228 36	Arrow	30	TE 3622830 AW. ①-②	11,740	16,020	
	Arrow	36	TE 3622836 AW. ①-②	11,910	16,230	
	Arrow	42	TE 3622842 AW. ①-②	12,100	16,450	
	Boat	30	TE 3622830 BT. ①-②	11,740	16,020	
	Boat	36	TE 3622836 BT. ①-②	11,910	16,230	
	Boat	42	TE 3622842 BT. ①-②	12,100	16,450	
	Octagon	30	TE 3622830 ON. ①-②	11,740	16,020	
	Octagon	36	TE 3622836 ON. ①-②	11,910	16,230	
	Octagon	42	TE 3622842 ON. ①-②	12,100	16,450	
	Racetrack	30	TE 3622830 RT. ①-②	11,740	16,020	
	Racetrack	36	TE 3622836 RT. ①-②	11,910	16,230	
	Racetrack	42	TE 3622842 RT. ①-②	12,100	16,450	
	Rectangle	30	TE 3622830 RE. ①-②	10,570	14,420	
	Rectangle	36	TE 3622836 RE. ①-②	10,720	14,610	
	Rectangle	42	TE 3622842 RE. ①-②	10,890	14,810	
	Soft Rectangle	30	TE 3622830 SR. ①-②	11,740	16,020	
	Soft Rectangle	36	TE 3622836 SR. ①-②	11,910	16,230	
	Soft Rectangle	42	TE 3622842 SR. ①-②	12,100	16,450	
	228 42	Arrow	30	TE 4222830 AW. ①-②	12,320	17,020
		Arrow	36	TE 4222836 AW. ①-②	12,490	17,220
Arrow		42	TE 4222842 AW. ①-②	12,680	17,440	
Boat		30	TE 4222830 BT. ①-②	12,320	17,020	
Boat		36	TE 4222836 BT. ①-②	12,490	17,220	
Boat		42	TE 4222842 BT. ①-②	12,680	17,440	
Octagon		30	TE 4222830 ON. ①-②	12,320	17,020	
Octagon		36	TE 4222836 ON. ①-②	12,490	17,220	
Octagon		42	TE 4222842 ON. ①-②	12,680	17,440	
Racetrack		30	TE 4222830 RT. ①-②	12,320	17,020	
Racetrack		36	TE 4222836 RT. ①-②	12,490	17,220	
Racetrack		42	TE 4222842 RT. ①-②	12,680	17,440	
Rectangle		30	TE 4222830 RE. ①-②	11,090	15,320	
Rectangle		36	TE 4222836 RE. ①-②	11,240	15,500	
Rectangle		42	TE 4222842 RE. ①-②	11,410	15,700	
Soft Rectangle		30	TE 4222830 SR. ①-②	12,320	17,020	
Soft Rectangle		36	TE 4222836 SR. ①-②	12,490	17,220	
Soft Rectangle		42	TE 4222842 SR. ①-②	12,680	17,440	

To Order, Specify:

- ① List Model Code with L3 or L11 Tabletop Edge
- ② Options (list in alphabetical order):

GB Non-Powered Grommet (Black), add \$40 list each
 GS Non-Powered Grommet (Silver), add \$40 list each
 Select Location Code



WT Steel Horizontal Wire Trough, add \$500 each
 Available on tables 42+ wide and 84+ long

3. Finishes


Laminate Color:
 Top Edge Color:
 Metal Color:

4. Quantity of Tables

NOTE:

- Built-in wire management in every leg
- Bases are not available in polished chrome
- Up to 120" long have 4 legs
- 120"+ have 6 legs
- 132"+ long tables are two-piece Tabletops
- Two-piece Tabletops are not grain matched due to limitations of materials

19' long tables




L X W	TOP SHAPE	HEIGHT	MODEL CODE	L3 PVC PRICE	L11 KNIFE PRICE
228 48	Arrow	30	TE 4822830 AW. ①-②	12,320	17,020
	Arrow	36	TE 4822836 AW. ①-②	12,490	17,220
	Arrow	42	TE 4822842 AW. ①-②	12,680	17,440
	Boat	30	TE 4822830 BT. ①-②	12,320	17,020
	Boat	36	TE 4822836 BT. ①-②	12,490	17,220
	Boat	42	TE 4822842 BT. ①-②	12,680	17,440
	Elliptical	30	TE 4822830 EL. ①-②	12,320	17,020
	Elliptical	36	TE 4822836 EL. ①-②	12,490	17,220
	Elliptical	42	TE 4822842 EL. ①-②	12,680	17,440
	Octagon	30	TE 4822830 ON. ①-②	12,320	17,020
	Octagon	36	TE 4822836 ON. ①-②	12,490	17,220
	Octagon	42	TE 4822842 ON. ①-②	12,680	17,440
	Paver	30	TE 4822830 PR. ①-②	12,320	17,020
	Paver	36	TE 4822836 PR. ①-②	12,490	17,220
	Paver	42	TE 4822842 PR. ①-②	12,680	17,440
	Racetrack	30	TE 4822830 RT. ①-②	12,320	17,020
	Racetrack	36	TE 4822836 RT. ①-②	12,490	17,220
	Racetrack	42	TE 4822842 RT. ①-②	12,680	17,440
	Rectangle	30	TE 4822830 RE. ①-②	11,090	15,320
	Rectangle	36	TE 4822836 RE. ①-②	11,240	15,500
	Rectangle	42	TE 4822842 RE. ①-②	11,410	15,700
	Soft Rectangle	30	TE 4822830 SR. ①-②	12,320	17,020
	Soft Rectangle	36	TE 4822836 SR. ①-②	12,490	17,220
	Soft Rectangle	42	TE 4822842 SR. ①-②	12,680	17,440

To Order, Specify:

- ① List Model Code with L3 or L11 Tabletop Edge
- ② Options (list in alphabetical order):

GB Non-Powered Grommet (Black), add \$40 list each
 GS Non-Powered Grommet (Silver), add \$40 list each
 Select Location Code



WT Steel Horizontal Wire Trough, add \$500 each
 Available on tables 42+ wide and 84+ long

3. Finishes


Laminate Color:
 Top Edge Color:
 Metal Color:

4. Quantity of Tables

NOTE:

- Built-in wire management in every leg
- Bases are not available in polished chrome
- Up to 120" long have 4 legs
- 120"+ have 6 legs
- 132"+ long tables are two-piece Tabletops
- Two-piece Tabletops are not grain matched due to limitations of materials

19' long tables




L X W	TOP SHAPE	HEIGHT	MODEL CODE	L3 PVC PRICE	L11 KNIFE PRICE
228 60	Arrow	30	TE 6022830 AW. ①-②	12,750	17,850
	Arrow	36	TE 6022836 AW. ①-②	12,930	18,050
	Arrow	42	TE 6022842 AW. ①-②	13,120	18,280
	Boat	30	TE 6022830 BT. ①-②	12,750	17,850
	Boat	36	TE 6022836 BT. ①-②	12,930	18,050
	Boat	42	TE 6022842 BT. ①-②	13,120	18,280
	Elliptical	30	TE 6022830 EL. ①-②	12,750	17,850
	Elliptical	36	TE 6022836 EL. ①-②	12,930	18,050
	Elliptical	42	TE 6022842 EL. ①-②	13,120	18,280
	Octagon	30	TE 6022830 ON. ①-②	12,750	17,850
	Octagon	36	TE 6022836 ON. ①-②	12,930	18,050
	Octagon	42	TE 6022842 ON. ①-②	13,120	18,280
	Paver	30	TE 6022830 PR. ①-②	12,750	17,850
	Paver	36	TE 6022836 PR. ①-②	12,930	18,050
	Paver	42	TE 6022842 PR. ①-②	13,120	18,280
	Racetrack	30	TE 6022830 RT. ①-②	12,750	17,850
	Racetrack	36	TE 6022836 RT. ①-②	12,930	18,050
	Racetrack	42	TE 6022842 RT. ①-②	13,120	18,280
	Rectangle	30	TE 6022830 RE. ①-②	11,480	16,070
	Rectangle	36	TE 6022836 RE. ①-②	11,640	16,250
	Rectangle	42	TE 6022842 RE. ①-②	11,810	16,450
	Soft Rectangle	30	TE 6022830 SR. ①-②	12,750	17,850
	Soft Rectangle	36	TE 6022836 SR. ①-②	12,930	18,050
	Soft Rectangle	42	TE 6022842 SR. ①-②	13,120	18,280

To Order, Specify:

1. ① List Model Code with L3 or L11 Tabletop Edge

2. ② Options (list in alphabetical order):

GB Non-Powered Grommet (Black), add \$40 list each
 GS Non-Powered Grommet (Silver), add \$40 list each
 Select Location Code



WT Steel Horizontal Wire Trough, add \$500 each
 Available on tables 42+ wide and 84+ long

3. Finishes

Laminate Color:
 Top Edge Color:
 Metal Color:

4. Quantity of Tables

NOTE:

- Built-in wire management in every leg
- Bases are not available in polished chrome
- Up to 120" long have 4 legs
- 120"+ have 6 legs
- 132"+ long tables are two-piece Tabletops
- Two-piece Tabletops are not grain matched due to limitations of materials

20' long tables




L X W	TOP SHAPE	HEIGHT	MODEL CODE	L3 PVC PRICE	L11 KNIFE PRICE
240 36	Arrow	30	TE 3624030 AW. ①-②	12,010	16,350
	Arrow	36	TE 3624036 AW. ①-②	12,190	16,550
	Arrow	42	TE 3624042 AW. ①-②	12,380	16,770
	Boat	30	TE 3624030 BT. ①-②	12,010	16,350
	Boat	36	TE 3624036 BT. ①-②	12,190	16,550
	Boat	42	TE 3624042 BT. ①-②	12,380	16,770
	Octagon	30	TE 3624030 ON. ①-②	12,010	16,350
	Octagon	36	TE 3624036 ON. ①-②	12,190	16,550
	Octagon	42	TE 3624042 ON. ①-②	12,380	16,770
	Racetrack	30	TE 3624030 RT. ①-②	12,010	16,350
	Racetrack	36	TE 3624036 RT. ①-②	12,190	16,550
	Racetrack	42	TE 3624042 RT. ①-②	12,380	16,770
	Rectangle	30	TE 3624030 RE. ①-②	10,810	14,720
	Rectangle	36	TE 3624036 RE. ①-②	10,970	14,900
	Rectangle	42	TE 3624042 RE. ①-②	11,140	15,090
	Soft Rectangle	30	TE 3624030 SR. ①-②	12,010	16,350
	Soft Rectangle	36	TE 3624036 SR. ①-②	12,190	16,550
	Soft Rectangle	42	TE 3624042 SR. ①-②	12,380	16,770
240 42	Arrow	30	TE 4224030 AW. ①-②	12,590	17,340
	Arrow	36	TE 4224036 AW. ①-②	12,770	17,540
	Arrow	42	TE 4224042 AW. ①-②	12,960	17,770
	Boat	30	TE 4224030 BT. ①-②	12,590	17,340
	Boat	36	TE 4224036 BT. ①-②	12,770	17,540
	Boat	42	TE 4224042 BT. ①-②	12,960	17,770
	Octagon	30	TE 4224030 ON. ①-②	12,590	17,340
	Octagon	36	TE 4224036 ON. ①-②	12,770	17,540
	Octagon	42	TE 4224042 ON. ①-②	12,960	17,770
	Racetrack	30	TE 4224030 RT. ①-②	12,590	17,340
	Racetrack	36	TE 4224036 RT. ①-②	12,770	17,540
	Racetrack	42	TE 4224042 RT. ①-②	12,960	17,770
	Rectangle	30	TE 4224030 RE. ①-②	11,330	15,610
	Rectangle	36	TE 4224036 RE. ①-②	11,490	15,790
	Rectangle	42	TE 4224042 RE. ①-②	11,660	15,990
	Soft Rectangle	30	TE 4224030 SR. ①-②	12,590	17,340
	Soft Rectangle	36	TE 4224036 SR. ①-②	12,770	17,540
	Soft Rectangle	42	TE 4224042 SR. ①-②	12,960	17,770

To Order, Specify:

- ① List Model Code with L3 or L11 Tabletop Edge
- ② Options (list in alphabetical order):

GB Non-Powered Grommet (Black), add \$40 list each
 GS Non-Powered Grommet (Silver), add \$40 list each
 Select Location Code



WT Steel Horizontal Wire Trough, add \$500 each
 Available on tables 42+ wide and 84+ long

3. Finishes


Laminate Color:
 Top Edge Color:
 Metal Color:

4. Quantity of Tables

NOTE:

- Built-in wire management in every leg
- Bases are not available in polished chrome
- Up to 120" long have 4 legs
- 120"+ have 6 legs
- 132"+ long tables are two-piece Tabletops
- Two-piece Tabletops are not grain matched due to limitations of materials

20' long tables




L X W	TOP SHAPE	HEIGHT	MODEL CODE	L3 PVC PRICE	L11 KNIFE PRICE
240 48	Arrow	30	TE 4824030 AW. ①-②	12,590	17,340
	Arrow	36	TE 4824036 AW. ①-②	12,770	17,540
	Arrow	42	TE 4824042 AW. ①-②	12,960	17,770
	Boat	30	TE 4824030 BT. ①-②	12,590	17,340
	Boat	36	TE 4824036 BT. ①-②	12,770	17,540
	Boat	42	TE 4824042 BT. ①-②	12,960	17,770
	Elliptical	30	TE 4824030 EL. ①-②	12,590	17,340
	Elliptical	36	TE 4824036 EL. ①-②	12,770	17,540
	Elliptical	42	TE 4824042 EL. ①-②	12,960	17,770
	Octagon	30	TE 4824030 ON. ①-②	12,590	17,340
	Octagon	36	TE 4824036 ON. ①-②	12,770	17,540
	Octagon	42	TE 4824042 ON. ①-②	12,960	17,770
	Paver	30	TE 4824030 PR. ①-②	12,590	17,340
	Paver	36	TE 4824036 PR. ①-②	12,770	17,540
	Paver	42	TE 4824042 PR. ①-②	12,960	17,770
	Racetrack	30	TE 4824030 RT. ①-②	12,590	17,340
	Racetrack	36	TE 4824036 RT. ①-②	12,770	17,540
	Racetrack	42	TE 4824042 RT. ①-②	12,960	17,770
	Rectangle	30	TE 4824030 RE. ①-②	11,330	15,610
	Rectangle	36	TE 4824036 RE. ①-②	11,490	15,790
	Rectangle	42	TE 4824042 RE. ①-②	11,660	15,990
	Soft Rectangle	30	TE 4824030 SR. ①-②	12,590	17,340
	Soft Rectangle	36	TE 4824036 SR. ①-②	12,770	17,540
	Soft Rectangle	42	TE 4824042 SR. ①-②	12,960	17,770

To Order, Specify:

- ① List Model Code with L3 or L11 Tabletop Edge
- ② Options (list in alphabetical order):

GB Non-Powered Grommet (Black), add \$40 list each
 GS Non-Powered Grommet (Silver), add \$40 list each
 Select Location Code



WT Steel Horizontal Wire Trough, add \$500 each
 Available on tables 42+ wide and 84+ long

3. Finishes


Laminate Color:
 Top Edge Color:
 Metal Color:

4. Quantity of Tables

NOTE:

- Built-in wire management in every leg
- Bases are not available in polished chrome
- Up to 120" long have 4 legs
- 120"+ have 6 legs
- 132"+ long tables are two-piece Tabletops
- Two-piece Tabletops are not grain matched due to limitations of materials

20' long tables




L X W	TOP SHAPE	HEIGHT	MODEL CODE	L3 PVC PRICE	L11 KNIFE PRICE
240 60	Arrow	30	TE 6024030 AW. ①-②	13,030	18,180
	Arrow	36	TE 6024036 AW. ①-②	13,200	18,390
	Arrow	42	TE 6024042 AW. ①-②	13,390	18,610
	Boat	30	TE 6024030 BT. ①-②	13,030	18,180
	Boat	36	TE 6024036 BT. ①-②	13,200	18,390
	Boat	42	TE 6024042 BT. ①-②	13,390	18,610
	Elliptical	30	TE 6024030 EL. ①-②	13,030	18,180
	Elliptical	36	TE 6024036 EL. ①-②	13,200	18,390
	Elliptical	42	TE 6024042 EL. ①-②	13,390	18,610
	Octagon	30	TE 6024030 ON. ①-②	13,030	18,180
	Octagon	36	TE 6024036 ON. ①-②	13,200	18,390
	Octagon	42	TE 6024042 ON. ①-②	13,390	18,610
	Paver	30	TE 6024030 PR. ①-②	13,030	18,180
	Paver	36	TE 6024036 PR. ①-②	13,200	18,390
	Paver	42	TE 6024042 PR. ①-②	13,390	18,610
	Racetrack	30	TE 6024030 RT. ①-②	13,030	18,180
	Racetrack	36	TE 6024036 RT. ①-②	13,200	18,390
	Racetrack	42	TE 6024042 RT. ①-②	13,390	18,610
	Rectangle	30	TE 6024030 RE. ①-②	11,730	16,360
	Rectangle	36	TE 6024036 RE. ①-②	11,880	16,550
	Rectangle	42	TE 6024042 RE. ①-②	12,050	16,750
	Soft Rectangle	30	TE 6024030 SR. ①-②	13,030	18,180
	Soft Rectangle	36	TE 6024036 SR. ①-②	13,200	18,390
	Soft Rectangle	42	TE 6024042 SR. ①-②	13,390	18,610

To Order, Specify:

- ① List Model Code with L3 or L11 Tabletop Edge
- ② Options (list in alphabetical order):

GB Non-Powered Grommet (Black), add \$40 list each
 GS Non-Powered Grommet (Silver), add \$40 list each
 Select Location Code



WT Steel Horizontal Wire Trough, add \$500 each
 Available on tables 42+ wide and 84+ long

3. Finishes

Laminate Color:
 Top Edge Color:
 Metal Color:

4. Quantity of Tables

NOTE:

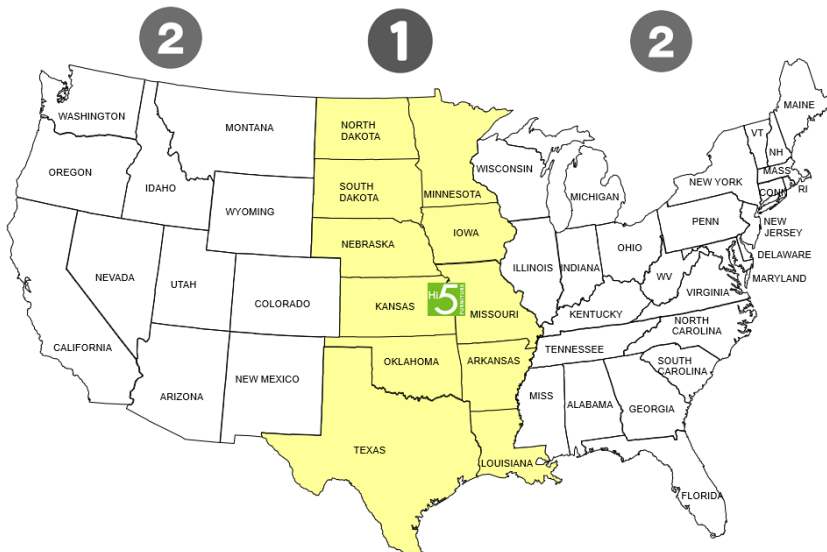
- Built-in wire management in every leg
- Bases are not available in polished chrome
- Up to 120" long have 4 legs
- 120"+ have 6 legs
- 132"+ long tables are two-piece Tabletops
- Two-piece Tabletops are not grain matched due to limitations of materials

UNION PRICE BOOK

Effective 03/01/2023



Freight Program




Yellow - Zone 1 Prepaid Freight on orders over \$3000 NET
Orders under \$3000 NET - Add \$300 NET to order

White - Zone 2 Prepaid Freight on orders over \$6000 NET
Orders under \$6000 NET - Add \$600 NET to order

UNION 2.0 TABLES

Statement of Line



Basic Model

Mobile Model

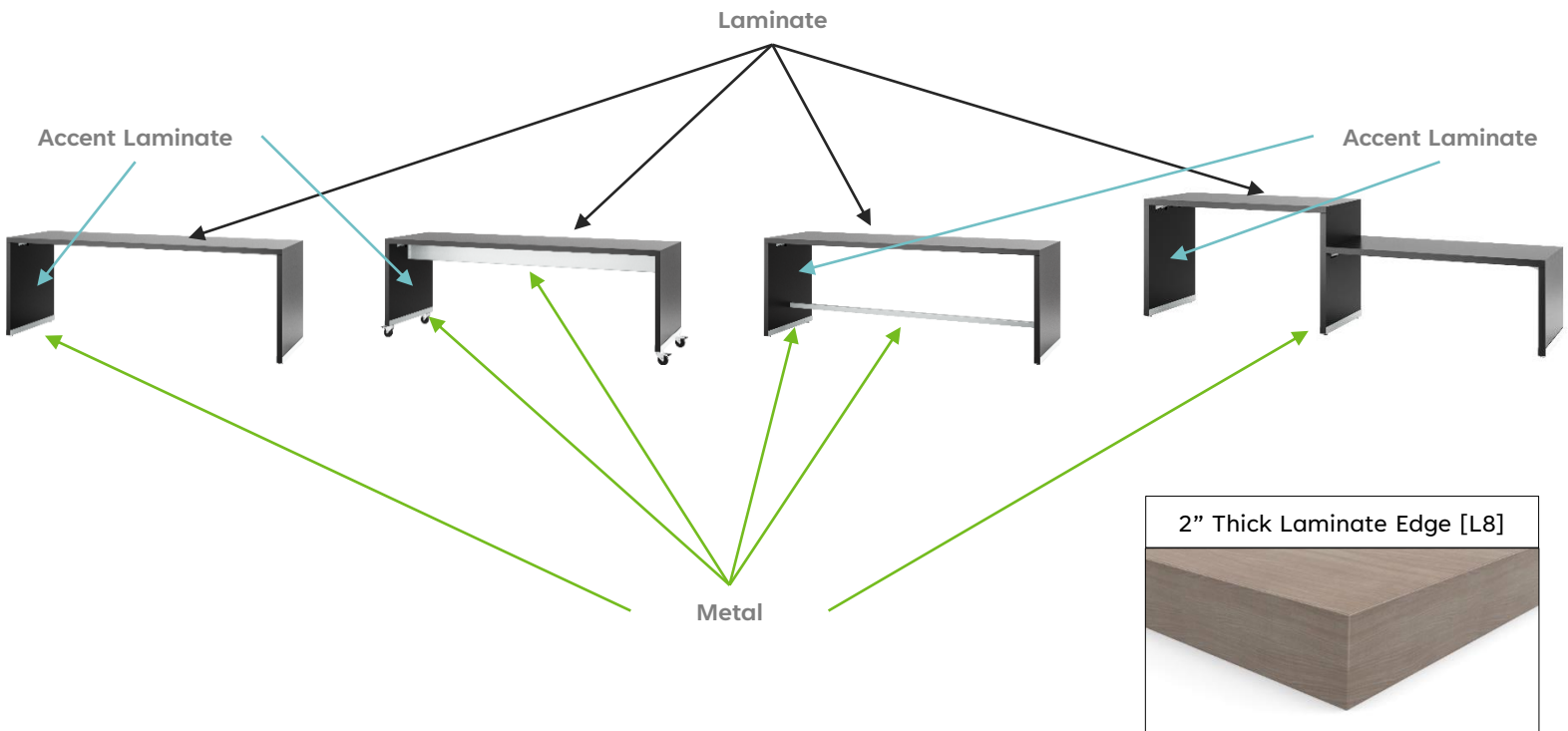
Footrail Model

Multi-Height Model

Email PO to Sales@Hi5Furniture.com

LIST PRICE

STEP 1	List Model Code of Table	U2 3612029-CSI	\$18,900	
STEP 2	List Options		\$ 0	
			\$18,900	List Price Per Table
STEP 3	List Finishes			
	Top Laminate Name & Number	WA Designer White D354-60		
	Top Edge Color	Designer White		
	Metal Color	Black [BK]		
	Accent Laminate:	None		
STEP 4	List the Quantity of Tables	Qty. 2	x 2	
			\$37,800	Total List Price



5' long tables



L X W X HEIGHT	MODEL	WEIGHT	MODEL CODE	LIST PRICE
60 24 29	Casters	316	U2 246029-CSI - ②	11,760
	Footrail	271	U2 246029-FT - ②	10,600
		241	U2 246029 - ②	9,900
60 24 36	Casters	332	U2 246036-CSI - ②	12,290
	Footrail	287	U2 246036-FT - ②	11,130
		257	U2 246036 - ②	10,430
60 24 42	Casters	347	U2 246042-CSI - ②	12,890
	Footrail	302	U2 246042-FT - ②	11,730
		272	U2 246042 - ②	11,030
60 30 29	Casters	354	U2 306029-CSI - ②	12,640
	Footrail	309	U2 306029-FT - ②	11,480
		279	U2 306029 - ②	10,780
60 30 36	Casters	373	U2 306036-CSI - ②	13,290
	Footrail	328	U2 306036-FT - ②	12,130
		298	U2 306036 - ②	11,430
60 30 42	Casters	391	U2 306042-CSI - ②	14,050
	Footrail	346	U2 306042-FT - ②	12,890
		316	U2 306042 - ②	12,190
60 36 29	Casters	387	U2 366029-CSI - ②	13,510
	Footrail	342	U2 366029-FT - ②	12,350
		312	U2 366029 - ②	11,650
60 36 36	Casters	413	U2 366036-CSI - ②	14,300
	Footrail	368	U2 366036-FT - ②	13,140
		338	U2 366036 - ②	12,440
60 36 42	Casters	436	U2 366042-CSI - ②	15,200
	Footrail	391	U2 366042-FT - ②	14,040
		361	U2 366042 - ②	13,340

NOTE:


- Install requires 4-6 men per table
- Tables are self-edged

To Order, Specify:

1. List Model Code

2. ② Options (list in alphabetical order):

- GB Non-Powered Grommet (Black), add \$40 list each
 GS Non-Powered Grommet (Silver), add \$40 list each
 Select Location Code



- APU Steel Apron to accept Power, add \$900 per table

- PCLB Apron power; 2 outlets (Black), add \$540 list each
 PCLS Apron power; 2 outlets (Silver), add \$540 list each
 PCLW Apron power; 2 outlets (White), add \$540 list each



- PCULB Apron power; 2 outlets + 2 USB-A (Black), add \$740 list each
 PCULS Apron power; 2 outlets + 2 USB-A (Silver), add \$740 list each
 PCULW Apron power; 2 outlets + 2 USB-A (White), add \$740 list each



- PSTS72F Power Starter Cable - 72" long, add \$270 list per table

3. Finishes

- Laminate Color:
 Top Edge Color:
 Accent Laminate:
 Metal Color:

4. Quantity of Tables

5' long tables



L	X	W	X	HEIGHT	MODEL	WEIGHT	MODEL CODE	LIST PRICE
60	42	29	Casters	422	U2 426029-CSI - ②			14,390
		29	Footrail	377	U2 426029-FT - ②			13,230
		29		347	U2 426029 - ②			12,530
	36	Casters	453	U2 426036-CSI - ②				15,300
	36	Footrail	408	U2 426036-FT - ②				14,140
	36		378	U2 426036 - ②				13,440
	42	Casters	479	U2 426042-CSI - ②				16,360
	42	Footrail	434	U2 426042-FT - ②				15,200
	42		404	U2 426042 - ②				14,500
60	48	29	Casters	441	U2 486029-CSI - ②			15,260
		29	Footrail	396	U2 486029-FT - ②			14,100
		29		366	U2 486029 - ②			13,400
	36	Casters	472	U2 486036-CSI - ②				16,310
	36	Footrail	427	U2 486036-FT - ②				15,150
	36		397	U2 486036 - ②				14,450
	42	Casters	498	U2 486042-CSI - ②				17,520
	42	Footrail	453	U2 486042-FT - ②				16,360
	42		423	U2 486042 - ②				15,660

NOTE:

- Install requires 4-6 men per table
- Tables are self-edged

To Order, Specify:

1. List Model Code

2. ② Options (list in alphabetical order):

- GB Non-Powered Grommet (Black), add \$40 list each
 - GS Non-Powered Grommet (Silver), add \$40 list each
- Select Location Code



- APU Steel Apron to accept Power, add \$900 per table

- PCLB Apron power; 2 outlets (Black), add \$540 list each
- PCLS Apron power; 2 outlets (Silver), add \$540 list each
- PCLW Apron power; 2 outlets (White), add \$540 list each



- PCULB Apron power; 2 outlets + 2 USB-A (Black), add \$740 list each
- PCULS Apron power; 2 outlets + 2 USB-A (Silver), add \$740 list each
- PCULW Apron power; 2 outlets + 2 USB-A (White), add \$740 list each



- PST572F Power Starter Cable – 72”long, add \$270 list per table

3. Finishes

- Laminate Color:
- Top Edge Color:
- Accent Laminate:
- Metal Color:

4. Quantity of Tables

6' long tables



L	X	W	X	HEIGHT	MODEL	WEIGHT	MODEL CODE	LIST PRICE
72	24	29	Casters	348	U2 247229-CSI - ②			12,460
		29	Footrail	286	U2 247229-FT - ②			11,300
		29		256	U2 247229 - ②			10,600
		36	Casters	364	U2 247236-CSI - ②			13,090
		36	Footrail	302	U2 247236-FT - ②			11,930
		36		272	U2 247236 - ②			11,230
		42	Casters	379	U2 247242-CSI - ②			13,810
		42	Footrail	317	U2 247242-FT - ②			12,650
		42		287	U2 247242 - ②			11,950
72	30	29	Casters	387	U2 307229-CSI - ②			13,510
		29	Footrail	314	U2 307229-FT - ②			12,350
		29		284	U2 307229 - ②			11,650
		36	Casters	409	U2 307236-CSI - ②			14,300
		36	Footrail	347	U2 307236-FT - ②			13,140
		36		317	U2 307236 - ②			12,440
		42	Casters	427	U2 307242-CSI - ②			15,200
		42	Footrail	365	U2 307242-FT - ②			14,040
		42		335	U2 307242 - ②			13,340
72	36	29	Casters	426	U2 367229-CSI - ②			14,560
		29	Footrail	364	U2 367229-FT - ②			13,400
		29		334	U2 367229 - ②			12,700
		36	Casters	453	U2 367236-CSI - ②			15,510
		36	Footrail	391	U2 367236-FT - ②			14,350
		36		361	U2 367236 - ②			13,650
		42	Casters	475	U2 367242-CSI - ②			16,590
		42	Footrail	413	U2 367242-FT - ②			15,430
		42		383	U2 367242 - ②			14,730

NOTE:


- Install requires 4-6 men per table
- Tables are self-edged

To Order, Specify:

1. List Model Code

2. ② Options (list in alphabetical order):

- GB Non-Powered Grommet (Black), add \$40 list each
 GS Non-Powered Grommet (Silver), add \$40 list each
 Select Location Code



- APU Steel Apron to accept Power, add \$940 per table

- PCLB Apron power; 2 outlets (Black), add \$540 list each
 PCLS Apron power; 2 outlets (Silver), add \$540 list each
 PCLW Apron power; 2 outlets (White), add \$540 list each



- PCULB Apron power; 2 outlets + 2 USB-A (Black), add \$740 list each
 PCULS Apron power; 2 outlets + 2 USB-A (Silver), add \$740 list each
 PCULW Apron power; 2 outlets + 2 USB-A (White), add \$740 list each



- PSTS72F Power Starter Cable - 72" long, add \$270 list per table

3. Finishes

- Laminate Color:
 Top Edge Color:
 Accent Laminate:
 Metal Color:

4. Quantity of Tables

6' long tables



L	X	W	X	HEIGHT	MODEL	WEIGHT	MODEL CODE	LIST PRICE
72	42	29	Casters	466	U2 427229-CSI - ②	15,610		
		29	Footrail	404	U2 427229-FT - ②	14,450		
		29		374	U2 427229 - ②	13,750		
		36	Casters	496	U2 427236-CSI - ②	16,710		
		36	Footrail	434	U2 427236-FT - ②	15,550		
		36		404	U2 427236 - ②	14,850		
		42	Casters	522	U2 427242-CSI - ②	17,980		
		42	Footrail	460	U2 427242-FT - ②	16,820		
		42		430	U2 427242 - ②	16,120		
72	48	29	Casters	488	U2 487229-CSI - ②	16,660		
		29	Footrail	426	U2 487229-FT - ②	15,500		
		29		396	U2 487229 - ②	14,800		
		36	Casters	519	U2 487236-CSI - ②	17,920		
		36	Footrail	457	U2 487236-FT - ②	16,760		
		36		427	U2 487236 - ②	16,060		
		42	Casters	545	U2 487242-CSI - ②	19,370		
		42	Footrail	483	U2 487242-FT - ②	18,210		
		42		453	U2 487242 - ②	17,510		

NOTE:
 ■ Install requires 4-6 men per table
 ■ Tables are self-edged

To Order, Specify:

- List Model Code
- ② Options (list in alphabetical order):

GB Non-Powered Grommet (Black), add \$40 list each
 GS Non-Powered Grommet (Silver), add \$40 list each
 Select Location Code



APU Steel Apron to accept Power, add \$940 per table

PCLB Apron power; 2 outlets (Black), add \$540 list each
 PCLS Apron power; 2 outlets (Silver), add \$540 list each
 PCLW Apron power; 2 outlets (White), add \$540 list each



PCULB Apron power; 2 outlets + 2 USB-A (Black), add \$740 list each
 PCULS Apron power; 2 outlets + 2 USB-A (Silver), add \$740 list each
 PCULW Apron power; 2 outlets + 2 USB-A (White), add \$740 list each



PSTS72F Power Starter Cable - 72" long, add \$270 list per table

3. Finishes

Laminate Color:
 Top Edge Color:
 Accent Laminate:
 Metal Color:

4. Quantity of Tables

7' long tables



L	X	W	X	HEIGHT	MODEL	WEIGHT	MODEL CODE	LIST PRICE
84	24	29	Casters	379	U2 248429-CSI - ②			13,160
		29	Footrail	301	U2 248429-FT - ②			12,000
		29		271	U2 248429 - ②			11,300
		36	Casters	395	U2 248436-CSI - ②			13,900
		36	Footrail	317	U2 248436-FT - ②			12,740
		36		287	U2 248436 - ②			12,040
		42	Casters	410	U2 248442-CSI - ②			14,740
		42	Footrail	332	U2 248442-FT - ②			13,580
		42		302	U2 248442 - ②			12,880
84	30	29	Casters	421	U2 308429-CSI - ②			14,390
		29	Footrail	343	U2 308429-FT - ②			13,230
		29		313	U2 308429 - ②			12,530
		36	Casters	443	U2 308436-CSI - ②			15,300
		36	Footrail	365	U2 308436-FT - ②			14,140
		36		335	U2 308436 - ②			13,440
		42	Casters	462	U2 308442-CSI - ②			16,360
		42	Footrail	384	U2 308442-FT - ②			15,200
		42		354	U2 308442 - ②			14,500
84	36	29	Casters	465	U2 368429-CSI - ②			15,610
		29	Footrail	387	U2 368429-FT - ②			14,450
		29		357	U2 368429 - ②			13,750
		36	Casters	491	U2 368436-CSI - ②			16,710
		36	Footrail	413	U2 368436-FT - ②			15,550
		36		383	U2 368436 - ②			14,850
		42	Casters	514	U2 368442-CSI - ②			17,980
		42	Footrail	436	U2 368442-FT - ②			16,820
		42		406	U2 368442 - ②			16,120

NOTE:


- Install requires 4-6 men per table
- Tables are self-edged

To Order, Specify:

1. List Model Code

2. ② Options (list in alphabetical order):

GB Non-Powered Grommet (Black), add \$40 list each
 GS Non-Powered Grommet (Silver), add \$40 list each
 Select Location Code



APU Steel Apron to accept Power, add \$1,000 per table

PCLB Apron power; 2 outlets (Black), add \$540 list each
 PCLS Apron power; 2 outlets (Silver), add \$540 list each
 PCLW Apron power; 2 outlets (White), add \$540 list each



PCULB Apron power; 2 outlets + 2 USB-A (Black), add \$740 list each

PCULS Apron power; 2 outlets + 2 USB-A (Silver), add \$740 list each

PCULW Apron power; 2 outlets + 2 USB-A (White), add \$740 list each



PSTS72F Power Starter Cable - 72" long, add \$270 list per table

3. Finishes

Laminate Color:
 Top Edge Color:
 Accent Laminate:
 Metal Color:

4. Quantity of Tables

7' long tables



L X W X HEIGHT	MODEL	WEIGHT	MODEL CODE	LIST PRICE
84 42 29	Casters	508	U2 428429-CSI - ②	16,840
	Footrail	430	U2 428429-FT - ②	15,680
		400	U2 428429 - ②	14,980
	Casters	538	U2 428436-CSI - ②	18,120
	Footrail	460	U2 428436-FT - ②	16,960
		430	U2 428436 - ②	16,260
	Casters	565	U2 428442-CSI - ②	19,600
	Footrail	487	U2 428442-FT - ②	18,440
		457	U2 428442 - ②	17,740
84 48 29	Casters	534	U2 488429-CSI - ②	18,060
	Footrail	456	U2 488429-FT - ②	16,900
		426	U2 488429 - ②	16,200
	Casters	565	U2 488436-CSI - ②	19,530
	Footrail	487	U2 488436-FT - ②	18,370
		457	U2 488436 - ②	17,670
	Casters	591	U2 488442-CSI - ②	21,220
	Footrail	513	U2 488442-FT - ②	20,060
		483	U2 488442 - ②	19,360

NOTE:

- Install requires 4-6 men per table
- Tables are self-edged

To Order, Specify:

- List Model Code
- ② Options (list in alphabetical order):

GB Non-Powered Grommet (Black), add \$40 list each
 GS Non-Powered Grommet (Silver), add \$40 list each
 Select Location Code



APU Steel Apron to accept Power, add \$1,000 per table

PCLB Apron power; 2 outlets (Black), add \$540 list each
 PCLS Apron power; 2 outlets (Silver), add \$540 list each
 PCLW Apron power; 2 outlets (White), add \$540 list each



PCULB Apron power; 2 outlets + 2 USB-A (Black), add \$740 list each
 PCULS Apron power; 2 outlets + 2 USB-A (Silver), add \$740 list each
 PCULW Apron power; 2 outlets + 2 USB-A (White), add \$740 list each



PST572F Power Starter Cable – 72"long, add \$270 list per table

3. Finishes

Laminate Color:
 Top Edge Color:
 Accent Laminate:
 Metal Color:

4. Quantity of Tables

8' long tables



L X W X HEIGHT	MODEL	WEIGHT	MODEL CODE	LIST PRICE
96 24 29	Casters	411	U2 249629-CSI - ②	13,860
	Footrail	316	U2 249629-FT - ②	12,700
		286	U2 249629 - ②	12,000
96 24 36	Casters	427	U2 249636-CSI - ②	14,700
	Footrail	332	U2 249636-FT - ②	13,540
		302	U2 249636 - ②	12,840
96 24 42	Casters	442	U2 249642-CSI - ②	15,670
	Footrail	347	U2 249642-FT - ②	14,510
		317	U2 249642 - ②	13,810
96 30 29	Casters	457	U2 309629-CSI - ②	15,260
	Footrail	362	U2 309629-FT - ②	14,100
		332	U2 309629 - ②	13,400
96 30 36	Casters	479	U2 309636-CSI - ②	16,310
	Footrail	384	U2 309636-FT - ②	15,150
		354	U2 309636 - ②	14,450
96 30 42	Casters	498	U2 309642-CSI - ②	17,520
	Footrail	403	U2 309642-FT - ②	16,360
		373	U2 309642 - ②	15,660
96 36 29	Casters	504	U2 369629-CSI - ②	16,660
	Footrail	409	U2 369629-FT - ②	15,500
		379	U2 369629 - ②	14,800
96 36 36	Casters	531	U2 369636-CSI - ②	17,920
	Footrail	436	U2 369636-FT - ②	16,760
		406	U2 369636 - ②	16,060
96 36 42	Casters	553	U2 369642-CSI - ②	19,370
	Footrail	458	U2 369642-FT - ②	18,210
		428	U2 369642 - ②	17,510

NOTE:


- Install requires 4-6 men per table
- Tables are self-edged

To Order, Specify:

1. List Model Code

2. ② Options (list in alphabetical order):

GB Non-Powered Grommet (Black), add \$40 list each
 GS Non-Powered Grommet (Silver), add \$40 list each
 Select Location Code



APU Steel Apron to accept Power, add \$1,040 per table

PCLB Apron power; 2 outlets (Black), add \$540 list each
 PCLS Apron power; 2 outlets (Silver), add \$540 list each
 PCLW Apron power; 2 outlets (White), add \$540 list each



PCULB Apron power; 2 outlets + 2 USB-A (Black), add \$740 list each

PCULS Apron power; 2 outlets + 2 USB-A (Silver), add \$740 list each

PCULW Apron power; 2 outlets + 2 USB-A (White), add \$740 list each



PSTS72F Power Starter Cable - 72" long, add \$270 list per table

3. Finishes

Laminate Color:
 Top Edge Color:
 Accent Laminate:
 Metal Color:

4. Quantity of Tables

8' long tables



L X W X HEIGHT	MODEL	WEIGHT	MODEL CODE	LIST PRICE
96 42 29	Casters	555	U2 429629-CSI - ②	18,060
	Footrail	460	U2 429629-FT - ②	16,900
		430	U2 429629 - ②	16,200
	Casters	585	U2 429636-CSI - ②	19,530
	Footrail	490	U2 429636-FT - ②	18,370
		460	U2 429636 - ②	17,670
	Casters	612	U2 429642-CSI - ②	21,220
	Footrail	517	U2 429642-FT - ②	20,060
		487	U2 429642 - ②	19,360
96 48 29	Casters	581	U2 489629-CSI - ②	19,460
	Footrail	486	U2 489629-FT - ②	18,300
		456	U2 489629 - ②	17,600
	Casters	612	U2 489636-CSI - ②	21,140
	Footrail	517	U2 489636-FT - ②	19,980
		487	U2 489636 - ②	19,280
	Casters	638	U2 489642-CSI - ②	23,070
	Footrail	543	U2 489642-FT - ②	21,910
		513	U2 489642 - ②	21,210

NOTE:

- Install requires 4-6 men per table
- Tables are self-edged

To Order, Specify:

1. List Model Code

2. ② Options (list in alphabetical order):

GB Non-Powered Grommet (Black), add \$40 list each
 GS Non-Powered Grommet (Silver), add \$40 list each
 Select Location Code



APU Steel Apron to accept Power, add \$1,040 per table

PCLB Apron power; 2 outlets (Black), add \$540 list each
 PCLS Apron power; 2 outlets (Silver), add \$540 list each
 PCLW Apron power; 2 outlets (White), add \$540 list each



PCULB Apron power; 2 outlets + 2 USB-A (Black), add \$740 list each

PCULS Apron power; 2 outlets + 2 USB-A (Silver), add \$740 list each

PCULW Apron power; 2 outlets + 2 USB-A (White), add \$740 list each



PST572F Power Starter Cable – 72”long, add \$270 list per table

3. Finishes

Laminate Color:
 Top Edge Color:
 Accent Laminate:
 Metal Color:

4. Quantity of Tables

10' long tables



L X W X HEIGHT	MODEL	WEIGHT	MODEL CODE	LIST PRICE
120 24 29	Casters	474	U2 2412029-CSI - ②	15,400
	Footrail	346	U2 2412029-FT - ②	14,100
		316	U2 2412029 - ②	13,400
120 24 36	Casters	490	U2 2412036-CSI - ②	16,450
	Footrail	362	U2 2412036-FT - ②	15,150
		332	U2 2412036 - ②	14,450
120 24 42	Casters	505	U2 2412042-CSI - ②	17,660
	Footrail	377	U2 2412042-FT - ②	16,360
		347	U2 2412042 - ②	15,660
120 30 29	Casters	528	U2 3012029-CSI - ②	17,150
	Footrail	400	U2 3012029-FT - ②	15,850
		370	U2 3012029 - ②	15,150
120 30 36	Casters	550	U2 3012036-CSI - ②	18,460
	Footrail	422	U2 3012036-FT - ②	17,160
		392	U2 3012036 - ②	16,460
120 30 42	Casters	568	U2 3012042-CSI - ②	19,970
	Footrail	440	U2 3012042-FT - ②	18,670
		410	U2 3012042 - ②	17,970
120 36 29	Casters	582	U2 3612029-CSI - ②	18,900
	Footrail	454	U2 3612029-FT - ②	17,600
		424	U2 3612029 - ②	16,900
120 36 36	Casters	609	U2 3612036-CSI - ②	20,480
	Footrail	481	U2 3612036-FT - ②	19,180
		451	U2 3612036 - ②	18,480
120 36 42	Casters	631	U2 3612042-CSI - ②	22,290
	Footrail	503	U2 3612042-FT - ②	20,990
		473	U2 3612042 - ②	20,290

NOTE:


- Install requires 4-6 men per table
- Tables are self-edged

To Order, Specify:

1. List Model Code

2. ② Options (list in alphabetical order):

GB Non-Powered Grommet (Black), add \$40 list each
 GS Non-Powered Grommet (Silver), add \$40 list each
 Select Location Code



APU Steel Apron to accept Power, add \$1,100 per table

PCLB Apron power; 2 outlets (Black), add \$540 list each
 PCLS Apron power; 2 outlets (Silver), add \$540 list each
 PCLW Apron power; 2 outlets (White), add \$540 list each



PCULB Apron power; 2 outlets + 2 USB-A (Black), add \$740 list each

PCULS Apron power; 2 outlets + 2 USB-A (Silver), add \$740 list each

PCULW Apron power; 2 outlets + 2 USB-A (White), add \$740 list each



PSTS72F Power Starter Cable - 72" long, add \$270 list per table

3. Finishes

Laminate Color:
 Top Edge Color:
 Accent Laminate:
 Metal Color:

4. Quantity of Tables

10' long tables



L X W X HEIGHT	MODEL	WEIGHT	MODEL CODE	LIST PRICE
120 42 29	Casters	637	U2 4212029-CSI - 2	20,650
	Footrail	509	U2 4212029-FT - 2	19,350
		479	U2 4212029 - 2	18,650
36	Casters	667	U2 4212036-CSI - 2	22,490
	Footrail	539	U2 4212036-FT - 2	21,190
		509	U2 4212036 - 2	20,490
42	Casters	693	U2 4212042-CSI - 2	24,600
	Footrail	565	U2 4212042-FT - 2	23,300
		535	U2 4212042 - 2	22,600
120 48 29	Casters	674	U2 4812029-CSI - 2	22,400
	Footrail	546	U2 4812029-FT - 2	21,100
		516	U2 4812029 - 2	20,400
36	Casters	705	U2 4812036-CSI - 2	24,500
	Footrail	577	U2 4812036-FT - 2	23,200
		547	U2 4812036 - 2	22,500
42	Casters	731	U2 4812042-CSI - 2	26,910
	Footrail	603	U2 4812042-FT - 2	25,610
		573	U2 4812042 - 2	24,910

NOTE:

- Install requires 4-6 men per table
- Tables are self-edged

To Order, Specify:

1. List Model Code

2. 2 Options (list in alphabetical order):

- GB Non-Powered Grommet (Black), add \$40 list each
 - GS Non-Powered Grommet (Silver), add \$40 list each
- Select Location Code



- APU Steel Apron to accept Power, add \$1,100 per table

- PCLB Apron power; 2 outlets (Black), add \$540 list each
- PCLS Apron power; 2 outlets (Silver), add \$540 list each
- PCLW Apron power; 2 outlets (White), add \$540 list each



- PCULB Apron power; 2 outlets + 2 USB-A (Black), add \$740 list each
- PCULS Apron power; 2 outlets + 2 USB-A (Silver), add \$740 list each
- PCULW Apron power; 2 outlets + 2 USB-A (White), add \$740 list each



- PSTS72F Power Starter Cable – 72”long, add \$270 list per table

3. Finishes

- Laminate Color:
- Top Edge Color:
- Accent Laminate:
- Metal Color:

4. Quantity of Tables

12' long tables



L X W X HEIGHT	MODEL	WEIGHT	MODEL CODE	LIST PRICE
144 24 29	Casters	636	U2 2414429-CSI - ②	23,200
	Footrail	479	U2 2414429-FT - ②	21,900
		449	U2 2414429 - ②	21,200
	Casters	661	U2 2414436-CSI - ②	24,460
	Footrail	504	U2 2414436-FT - ②	23,160
		474	U2 2414436 - ②	22,460
	Casters	684	U2 2414442-CSI - ②	25,910
	Footrail	527	U2 2414442-FT - ②	24,610
		497	U2 2414442 - ②	23,910
144 30 29	Casters	706	U2 3014429-CSI - ②	25,300
	Footrail	549	U2 3014429-FT - ②	24,000
		519	U2 3014429 - ②	23,300
	Casters	739	U2 3014436-CSI - ②	26,880
	Footrail	582	U2 3014436-FT - ②	25,580
		552	U2 3014436 - ②	24,880
	Casters	767	U2 3014442-CSI - ②	28,690
	Footrail	610	U2 3014442-FT - ②	27,390
		580	U2 3014442 - ②	26,690
144 36 29	Casters	777	U2 3614429-CSI - ②	27,400
	Footrail	620	U2 3614429-FT - ②	26,100
		590	U2 3614429 - ②	25,400
	Casters	816	U2 3614436-CSI - ②	29,290
	Footrail	659	U2 3614436-FT - ②	27,990
		629	U2 3614436 - ②	27,290
	Casters	850	U2 3614442-CSI - ②	31,460
	Footrail	693	U2 3614442-FT - ②	30,160
		663	U2 3614442 - ②	29,460

NOTE:


- 144+ long Tables has Three Panel bases
- 144+ long tables are two-piece Tabletops
- Two-piece Tabletops are not grain matched due to limitations of materials
- Install requires 4-6 men per table
- Tables are self-edged

To Order, Specify:

1. List Model Code

2. ② Options (list in alphabetical order):

GB Non-Powered Grommet (Black), add \$40 list each
 GS Non-Powered Grommet (Silver), add \$40 list each
 Select Location Code



APU Steel Apron to accept Power, add \$1,880 per table

PCLB Apron power; 2 outlets (Black), add \$540 list each
 PCLS Apron power; 2 outlets (Silver), add \$540 list each
 PCLW Apron power; 2 outlets (White), add \$540 list each



PCULB Apron power; 2 outlets + 2 USB-A (Black), add \$740 list each

PCULS Apron power; 2 outlets + 2 USB-A (Silver), add \$740 list each

PCULW Apron power; 2 outlets + 2 USB-A (White), add \$740 list each



PST572F Power Starter Cable - 72" long, add \$270 list per table

3. Finishes

Laminate Color:
 Top Edge Color:
 Accent Laminate:
 Metal Color:

4. Quantity of Tables

12' long tables



L	X	W	X	HEIGHT	MODEL	WEIGHT	MODEL CODE	LIST PRICE
144	42	29	Casters	847	U2 4214429-CSI - ②	29,500		
		29	Footrail	690	U2 4214429-FT - ②	28,200		
		29		660	U2 4214429 - ②	27,500		
		36	Casters	893	U2 4214436-CSI - ②	31,710		
		36	Footrail	736	U2 4214436-FT - ②	30,410		
		36		706	U2 4214436 - ②	29,710		
		42	Casters	932	U2 4214442-CSI - ②	34,240		
		42	Footrail	775	U2 4214442-FT - ②	32,940		
		42		745	U2 4214442 - ②	32,240		
144	48	29	Casters	892	U2 4814429-CSI - ②	31,600		
		29	Footrail	735	U2 4814429-FT - ②	30,300		
		29		705	U2 4814429 - ②	29,600		
		36	Casters	938	U2 4814436-CSI - ②	34,120		
		36	Footrail	781	U2 4814436-FT - ②	32,820		
		36		751	U2 4814436 - ②	32,120		
		42	Casters	977	U2 4814442-CSI - ②	37,020		
		42	Footrail	820	U2 4814442-FT - ②	35,720		
		42		790	U2 4814442 - ②	35,020		

NOTE:

- 144+ long Tables has Three Panel bases
- 144+ long tables are two-piece Tabletops
- Two-piece Tabletops are not grain matched due to limitations of materials
- Install requires 4-6 men per table
- Tables are self-edged

To Order, Specify:

1. List Model Code

2. ② Options (list in alphabetical order):

GB Non-Powered Grommet (Black), add \$40 list each
 GS Non-Powered Grommet (Silver), add \$40 list each
 Select Location Code



APU Steel Apron to accept Power, add \$1,880 per table

PCLB Apron power; 2 outlets (Black), add \$540 list each
 PCLS Apron power; 2 outlets (Silver), add \$540 list each
 PCLW Apron power; 2 outlets (White), add \$540 list each



PCULB Apron power; 2 outlets + 2 USB-A (Black), add \$740 list each

PCULS Apron power; 2 outlets + 2 USB-A (Silver), add \$740 list each

PCULW Apron power; 2 outlets + 2 USB-A (White), add \$740 list each



PSTS72F Power Starter Cable – 72”long, add \$270 list per table

3. Finishes

Laminate Color:
 Top Edge Color:
 Accent Laminate:
 Metal Color:

4. Quantity of Tables

Multi-Height



OVERALL SIZE	SIZE OF SECTION	SIZE OF SECTION	SIZE OF SECTION	MODEL CODE	LIST PRICE
24 x 144	24 x 72 x 29	24 x 72 x 42		U2 247229x247242 - 2	15,500
24 x 216	24 x 72 x 29	24 x 72 x 36	24 x 72 x 42	U2 247229x247236x247242 - 2	23,600
30 x 144	30 x 72 x 29	30 x 72 x 42		U2 307229x307242 - 2	27,800
30 x 216	30 x 72 x 29	30 x 72 x 36	30 x 72 x 42	U2 307229x307236x307242 - 2	41,700
36 x 144	36 x 72 x 29	36 x 72 x 42		U2 367229x367242 - 2	28,700
36 x 264	36 x 72 x 29	36 x 96 x 36	36 x 96 x 42	U2 367229x369636x369642 - 2	45,000
42 x 144	42 x 72 x 29	42 x 72 x 42		U2 427229x427242 - 2	30,200
42 x 264	42 x 72 x 29	42 x 96 x 36	42 x 96 x 42	U2 427229x429636x429642 - 2	48,500
48 x 144	48 x 72 x 29	48 x 72 x 42		U2 487229x487242 - 2	32,000
48 x 264	48 x 72 x 29	48 x 96 x 36	48 x 96 x 42	U2 487229x489636x489642 - 2	52,500

NOTE:

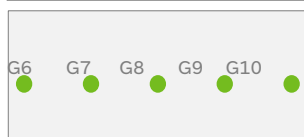
- Install requires 4-6 men per table
- Tables are self-edged

To Order, Specify:

1. List Model Code

2. 2 Options (list in alphabetical order):

- GB Non-Powered Grommet (Black), add \$40 list each
 GS Non-Powered Grommet (Silver), add \$40 list each
 Select Location Code



- APU Powered Apron Length (Also add Cove PC power)
- | | |
|-----------|-----------------|
| 60" long | \$450 per apron |
| 72" long | \$470 per apron |
| 84" long | \$500 per apron |
| 96" long | \$520 per apron |
| 120" long | \$550 per apron |

- PCLB Apron power; 2 outlets (Black), add \$540 list each
 PCLS Apron power; 2 outlets (Silver), add \$540 list each
 PCLW Apron power; 2 outlets (White), add \$540 list each



- PCULB Apron power; 2 outlets + 2 USB-A (Black), add \$740 list each
 PCULS Apron power; 2 outlets + 2 USB-A (Silver), add \$740 list each
 PCULW Apron power; 2 outlets + 2 USB-A (White), add \$740 list each



- PSTS72F Power Starter Cable – 72" long, add \$270 list per table

3. Finishes

- Laminate Color:
 Top Edge Color:
 Accent Laminate:
 Metal Color:

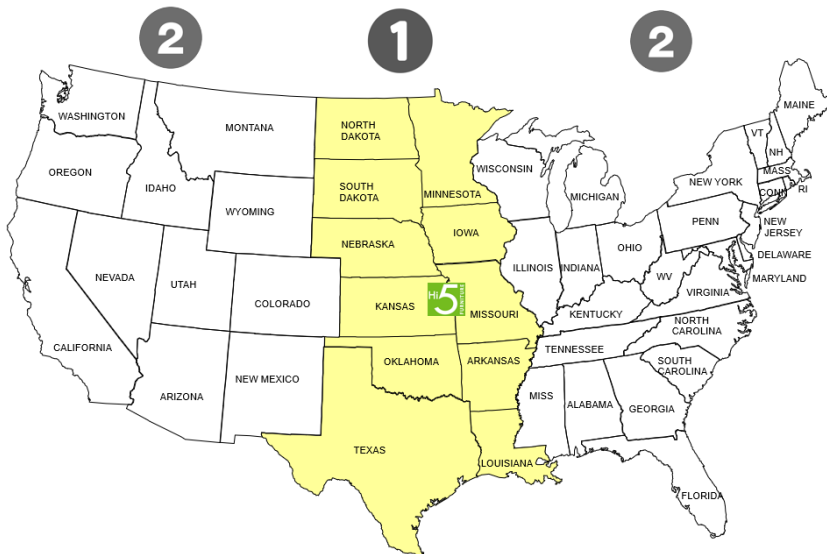
4. Quantity of Tables

ACCESSORY PRICE BOOK

Effective 03/01/2023



Freight Program



Yellow - Zone 1 Prepaid Freight on orders over \$3000 NET
Orders under \$3000 NET - Add \$300 NET to order

White - Zone 2 Prepaid Freight on orders over \$6000 NET
Orders under \$6000 NET - Add \$600 NET to order

Credenza



W x L x H		MODEL CODE	LIST PRICE
24 x 36 x 29	2 Door	C ? 243629.L3. ①-②	9,230
24 x 36 x 34	2 Door	C ? 243634.L3. ①-②	9,580
24 x 53 x 29	3 Door	C ? 245329.L3 . ①-②	11,380
24 x 53 x 34	3 Door	C ? 245334.L3 . ①-②	11,780
24 x 72 x 29	4 Door	C ? 247229.L3 . ①-②	14,030
24 x 72 x 34	4 Door	C ? 247234.L3 . ①-②	15,030

①	Select Pull #	? = MODEL CODE
	1	Round Bar Pull: Steel, stainless steel look, .472diameter x 8.189 high
	2	Arched Bar Pull: Steel, dark oil-rubbed bronze, 6.02 high.
	3	Split Bar Pull: Zinc, polished chrome, 1.378" wide x 6.772 high.
	4	Square Bar Pull: Stainless steel, mat2e finish, .591" wide x 5.63 high.
	5	Flat Bar Pull: Zinc, silver aluminum finish, 6.693" wide x .315 high.
	6	L-Shape Aluminum Pull: Silver mat2e anodized, 6.614" wide x .748 high.

Features: Two adjustable removable shelves
Cabinet is finished on all sides – inside is black

②	CLP	Ventilation Panel, add \$200 list per panel
---	-----	---



Pull #1

Pull #2

Pull #3

Pull #4

Pull #5

Pull #6

Lectern



W x L x H		MODEL CODE	LIST PRICE
20 x 24 x 48		L202448L	10,500
20 x 24 x 48	Mobile	L202448L-CS	10,500

NOTE: Includes black swivel casters. Load rating of 130 pounds per caster, factory installed.

20 x 24 x 48	Flip-Up Shelf	L202448L-FS (L/R)	10,800
--------------	---------------	-------------------	--------

NOTE: Specify left or right side for the shelf

Lectern Flip-up Shelf - 12" w x 15" d flip-up shelf. Factory installed

20 x 24 x 48	Powered	L202448L-PCV2USBAV48	12,300
--------------	---------	----------------------	--------

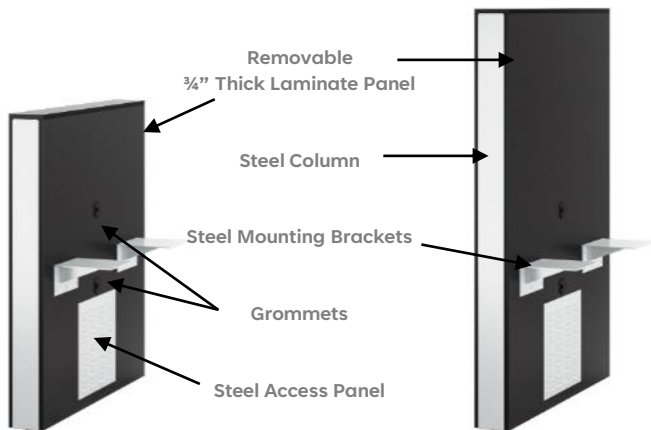
NOTE: Powered Lectern - Features Power Box with two outlets, two USB-A ports and AV plate that includes one data jack and one HDMI jack. Power box includes 108" 15 Amp corded plug. Lectern also features a removable inner shelf which is notched to allow wires to pass through, a 2.5" wire management hole with black grommet is located on bottom fixed shelf to allow wires to pass through to power source.



Media Wall

D x W x H		MODEL CODE	LIST PRICE
6 x 36 x 54	Short Wall	MW 63654	3,565
6 x 48 x 54	Short Wall	MW 64854	4,165
6 x 36 x 72	Tall Wall	MW 63672	4,035
6 x 48 x 72	Tall Wall	MW 64872	5,025

NOTE: List pricing includes:
 Two fixed height brackets for Tabletop to mount to
 One powder coated access panel under Tabletop
 Two non-powered grommets
 Two removable self edged laminate panels
 Panels at2ach via key slots on the front and back

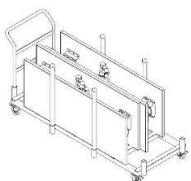


Carts for Folding Tables



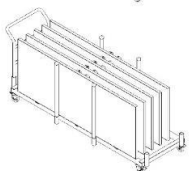
W x L x H	MODEL CODE	LIST PRICE
31 x 82 x 37	FC-72RE.H	2,640

Flat stacks 6 tables: 18x60, 18x72, 24x60, 24x72
 Side stacked 4 tables: 30x48, 30x60, 36x48, 36x60
 Side stacked 5 tables: 30x72, 36x72



31 x 94 x 37	FC-84RE.H	2,720
--------------	-----------	-------

Flat stacks 6 tables: 18x84, 24x84
 Side stacked 5 tables: 30x84, 36x84



31 x 106 x 37	FC-96RE.H	2,800
---------------	-----------	-------

Flat stacks 6 tables: 18x96, 24x96
 Side stacked 5 tables: 30x96, 36x96



32 x 67 x 64	FC-60RD.H (60" Round tables)	2,295
--------------	------------------------------	-------

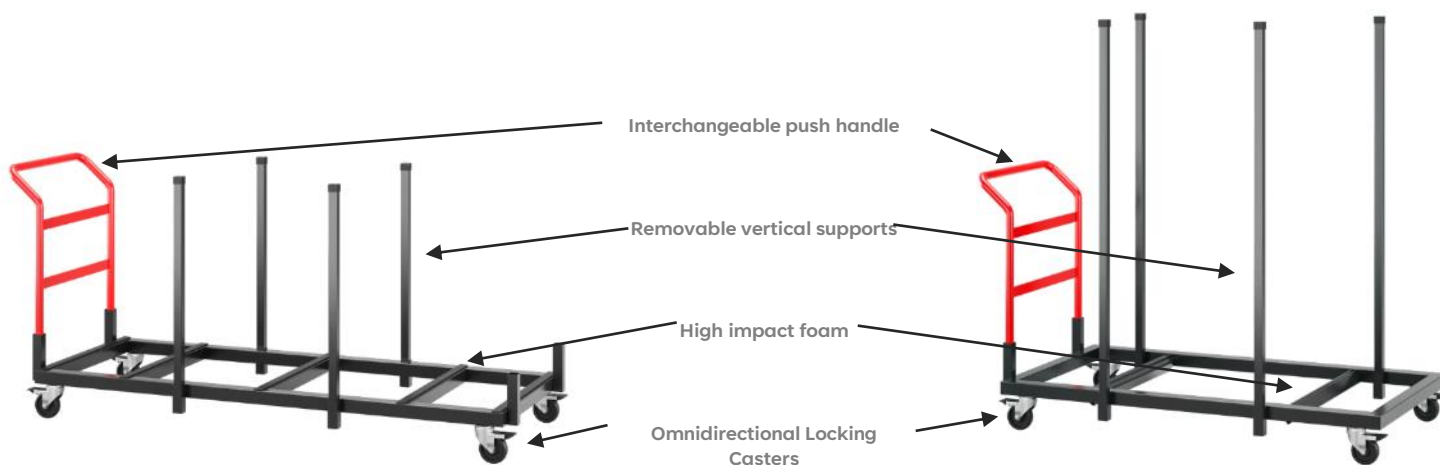
Holds 4 side stacked round tables.
 Accommodates 48" and 60" round tables

32 x 67 x 64	FC-72RD.H (72" Round tables)	2,295
--------------	------------------------------	-------

Holds 4 side stacked 72" round tables.

32 x 67 x 64	FC-60SQ.H (60" Square tables)	2,295
--------------	-------------------------------	-------

Holds 4 side stacked 60" square tables.



All sizes are nominal sizes.

- 1,000 lbs. capacity
- Removable vertical supports
- Interchangeable push handle for pushing cart from either end
- Casters are locking omnidirectional for maneuvering small spaces.
- Cart stays in place while loading.
- Closed cell high impact foam to protect table surfaces and edges
- The frame is constructed of 2" x 2" x 14ga square tubular carbon ASTM-A513 steel

OPTIONS

Effective 03/01/2023



Modesty Panel Specification

- 9" high x 18GA steel laser cut steel panels
- Free swinging
- Modesty panels are not available on folding tables
- Panels are field Installed



Code: M1



Code: M2



Code: M3



Code: M4



Code: M5



Code: M6

Grommet

3" round plastic grommet is provided with table tops that are cut at factory for correct hole size. Field installed.

Available in Black or Silver

Model Code: G

Industrial locking casters

Recommended for: Coby Apron, Coby Post, Coby Square, Lincoln and Union 2.0 tables.

Designed for both hard & soft floors to move table between areas without damaging the floors. Grey polyurethane wheel, 4" diameter with 1/2"-13 x 1.5" threaded stem with a height of 5" and has ball bearings. Weight capacity is 300 lbs. per caster.

Model Code: CSI

Swivel cup holder

Secured with screws, this cup holder is 8" x 5" 14GA steel, has 110° of swivel and fits two sizes of cups: standard 2.75" and larger 3.5". Available in black only

Model Code: CUP

Tablet holder

Secured with screws, this tablet holder is 6" x 8" 16GA steel, has a 2" flange that screws under the top Available in Black, Silver or White

Model Code: TAB

Table gangers

Simply twist and lock in place. Not available on knife profile edges.

Model Code: TG

Leveling table gangers

3" x 6" 11GA steel plates. Simply loosen the knobs, slide plate over, and tighten knobs. Tops are joined and leveled. Inserts are factory installed, plate and knobs are field installed. Not available on knife edge profiles.

Model Code: QR

Bag Hook

Black 14GA bent steel hook holds up to 100 lbs. and can be placed anywhere under your table. Field installed.

Model Code: HOOK

Floor anchored bracket

Steel bracket provides way to fix the table to the floor. Screws to drill into the floor are not provided. Recommended on 18" wide tables that are taller than 30" high.

Model Code: FA

Apron to accept power

Recommended for: Union 2.0 Tables

3.25" high x 12GA steel apron beam to house power.

(Cove power units are sold separately)

Model Code: APU



Wire Management

Cable Base with holes

Recommended for: Coby Apron, Coby Post, Gateway, and Supreme

1.5" x 2.5" holes cut in the top and bottom of the base column to feed wire(s) in and out of base.

Model Code: WB

Magnetic wire manager

Recommended for: Coby Square, Empire, NiM, Jewel, Lincoln (square or rectangular bases only)

1" deep X 2" wide x 17.75" tall; 22GA steel with open slot to accommodate any cable. It weighs 1 lbs.

Available in Black, White or Silver.

Model Code: WMAG

Snap on vertical wire manager

Recommended for: Gateway "T2" bases and Gateway beam nesting tables

Easy steel Snap-on cover has the capacity for many cables. Standard 17 3/4" length.

Available in Black, Silver or White.



Loop Clips

Four clips are provided with every power box to secure cables under the Tabletop. Sets of 4 may also be purchased.

Model Code WLOOP

Steel Horizontal Cable Trough:

12" x 34" long x 6" high, black 18GA steel trough with side access holes. Available in Black and field installed.

Model Code: WT

Power box pass through base

Recommended for: Island and Supreme "X" based tables

The base includes a formed steel box under the surface to house the power unit. The column is hollow and the bottom of the base includes an exit hole for the cables.

Model Code: WPP



POWER

Effective 03/01/2023



Power only sold with Hi5 products

AV PLATE CHOICES



Plate#0

Add \$10 to power unit List Price



Plate#1

Add \$180 to power unit List Price. Includes: (2) RJ-45 Punch Down Siemen Cat 6 Black



Plate#21

Add \$380 to power unit List Price. Includes: (1) HDMI with 36 patch cord aT2ached (2) RJ-45 Punch Down Siemen Cat 6 Black



Plate#24

Add \$220 to power unit List Price. Includes: (1) HDMI with 36 patch cord aT2ached



Plate#25


Add \$420 to power unit List Price. Includes: (2) HDMI with 36 patch cord aT2ached



Plate#48

Add \$300 to power unit List Price. Includes: (1) HDMI with 36 patch cord aT2ached (1) RJ-45 Punch Down Siemen Cat 6 Black

	Under Top Edge Mount	Apron Mount	Top Flush Mount	Top Raised Mount	Linking Available	Number of Outlets per Box	Number of USB-A per box	Number of USB-C per box	AV Plates to add HDMI and/or Internet Jacks
Zest	•				•	2			
Chirp	•					2	1 or 2	1 or 2	•
TinyBrite	•				•	1 or 2	1	1	
Slick	•				•	2	2		
Cove		•	•		•	2 or 4	1 or 2	1	•
Pearl			•			1 or 2	2		
Charm			•			2	2		•
Wink			•		•	2 or 3	1	1	
Jazz			•		•	4	2		•
Volt			•		•	6	2		•
Halo				•	•	2 or 3	1	1	
Zing				•	•	2	2		
Spunk				•	•	1 or 2	1	1	
Glow				•	•	1	1	1	
Flare				•	•	4 or 6	2	2	



Power only sold with Hi5 products



CHARM

	# OF OUTLETS	# OF USB-A	# OF USB-C	# OF AV PLATES	MODEL CODE	LIST PRICE
Non-Linking	2			1	PCM2S- 1 - 2 - 3	500
Non-Linking	2	2		1	PCM2USBS- 1 - 2 - 3	700
Hardwired	2			1	PCM2H- 1 - 2 - 3	560
Hardwired	2	2		1	PCM2USBH- 1 - 2 - 3	770

To Order, Specify:

1 List Model Code with the color code

- B Black
- S Silver
- W White

2 List the AV Plate code, if applicable:

- 0 Blank Plate to Cover Hole
- 1 2 Data Jacks
- 21 2 Data Jacks and 1 HDMI
- 24 1 HDMI
- 25 2 HDMI
- 48 1 Data Jacks and 1 HDMI

3 List the Location Code of your boxes



Hardware Tip

- When specified with hardwired infeed, a licensed electrician is required to complete hardwire connections to building's power source.

FEATURES:

- 15A/120V AC Receptacles
- 2.1A/5V Dual USB Charging Ports
- Convenience Outlet
- Cord Pass throughs for Cord Management
- Standard Cord Lengths: 72"
- ETL Listed for US and Canada

Power only sold with Hi5 products



CHIRP

	# OF OUTLETS	# OF USB-A	# OF USB-C	# OF AV PLATES	MODEL CODE	LIST PRICE
Non-Linking	2	-	-	-	PCH1.- 1 -72- 2 - 3	350
Non-Linking	2	2	-	-	PCH2.- 1 -72- 2 - 3	550
Non-Linking	2	1	1	-	PCH3.- 1 -72- 2 - 3	630
Non-Linking	2	1	1	1	PCH4.- 1 -72- 2 - 3	630
Non-Linking	2	-	2	-	PCH5.- 1 -72- 2 - 3	650

60-WAT2 UNITS

	# OF OUTLETS	# OF USB-A	# OF USB-C	# OF AV PLATES	MODEL CODE	LIST PRICE
Non-Linking	2	1	1	-	PCH6.- 1 -72- 2 - 3	770
Non-Linking	2	1	1	1	PCH7.- 1 -72- 2 - 3	770

To Order, Specify:

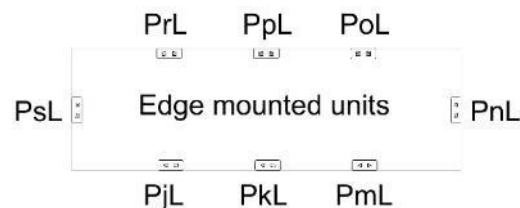
1 List Model Code with the color code

- B Black
- S Silver
- W White

2 List the AV Plate code, if applicable:

- 0 Blank Plate to Cover Hole
- 1 2 Data Jacks
- 21 2 Data Jacks and 1 HDMI
- 24 1 HDMI
- 25 2 HDMI
- 48 1 Data Jacks and 1 HDMI

3 List the Location Code of your boxes



FEATURES:

- 15A/120V AC Tamper-Resistant Receptacles
- 5A/5V Shared; USB & USB-C® Charging Ports
- Standard Cord Length: 72"
- ETL Listed for US and Canada

60 WAT2 UNITS FEATURES:

- 15A/120V AC Tamper-Resistant Receptacles
- 2.1A/5V USB Charging Port
- 60 Wat2 USB-C® Power-Delivery Enabled (USB-PD) Charging Port
- Standard Cord Length: 72" NEMA 5-15 Straight Plug
- ETL Listed for US and Canada

Power only sold with Hi5 products



COVE

	# OF OUTLETS	# OF USB-A	# OF USB-C	# OF AV PLATES	MODEL CODE	LIST PRICE
Non-Linking	2	-	-	-	PC. ①-108-②-③	400
Non-Linking	2	2	-	-	PCU. ①-108-②-③	600
Non-Linking	2	2	-	1	PCUA. ①-108-②-③	600
Non-Linking	4	2	-	1	PC4UA. ①-108-②-③	770
Non-Linking	2	2	-	-	PCU22. ①-108-②-③	810

ROUND UNITS

Non-Linking	2	-	-	-	PCR2. ①-108-②-③	400
Non-Linking	2	2	-	-	PCR2U. ①-108-②-③	600

60-WAT2 UNITS

	# OF OUTLETS	# OF USB-A	# OF USB-C	# OF AV PLATES	MODEL CODE	LIST PRICE
Non-Linking	2	1	1	-	PC61. ①-108-②-③	880
Non-Linking	2	1	1	1	PC62. ①-108-②-③	880
Non-Linking	4	1	1	-	PC63. ①-108-②-③	1,210
Non-Linking	4	1	1	1	PC64. ①-108-②-③	1,210

To Order, Specify:

① List Model Code with the color code

- B Black
- S Silver
- W White

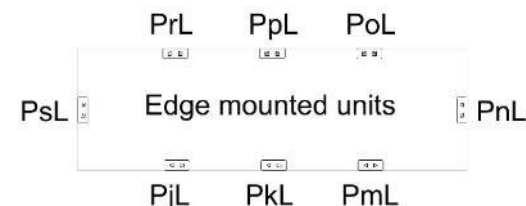
② List the AV Plate code, if applicable:

- 0 Blank Plate to Cover Hole
- 1 2 Data Jacks
- 21 2 Data Jacks and 1 HDMI
- 24 1 HDMI
- 25 2 HDMI
- 48 1 Data Jacks and 1 HDMI

③ List the Location Code of your boxes



Use edge mounted location s to mount into Coby Apron Tables



FEATURES:

- 15A/120V AC Spill-Resistant Receptacles
- 2.1A/5V Shared; Dual USB Charging Ports
- Convenience Outlets on PCU22 Model
- Standard Cord Length: 108"
- ETL Listed for US and Canada

60 WAT2 UNITS FEATURES:

- 15A/120V AC Spill-Resistant Receptacles
- 2.1A/5V USB Charging Port
- 60 Wat2 USB-C® Power-Delivery Enabled (USB-PD) Charging Port
- Standard Cord Length: 108" with 90-Degree Plug
- ETL Listed for US and Canada

Power only sold with Hi5 products



COVE (link power boxes together)

	# OF OUTLETS	# OF USB-A	# OF USB-C	# OF AV PLATES	MODEL CODE	LIST PRICE
Linking	2	-	-	-	PCL.- ①-②-③-④	540
Linking	2	2	-	-	PCUL. ①-②-③-④	740
Linking	2	2	-	1	PCUAL. ①-②-③-④	740
Linking	4	2	-	1	PC4UAL. ①-②-③-④	1,040

To Order, Specify:

① List Model Code with the color code

- B Black
- S Silver
- W White

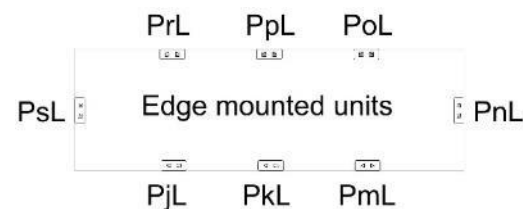
② List the AV Plate code, if applicable:

- 0 Blank Plate to Cover Hole
- 1 2 Data Jacks
- 21 2 Data Jacks and 1 HDMI
- 24 1 HDMI
- 25 2 HDMI
- 48 1 Data Jacks and 1 HDMI

③ List the Location Code of your boxes



Use edge mounted location s to mount into
Coby Apron Tables



④ List the Qty and Length of Starter Cables



- Code: PSTS72F
72" Starter Cable, add \$270 list per cable
- Code: PSTS96F
96" Starter Cable, add \$390 list per cable
- Code: PSTS120F
120" Starter Cable, add \$430 list per cable

Linking Tip

- No more than 8 units can link together
- Starter Infeed cables have a 20 amp plug end which requires a 20-amp wall receptacle. A plug adapter is required if using a standard 15-amp receptacle. The adapter is included.

LINKING UNIT'S FEATURES:

- 15A/120V AC Spill-Resistant Receptacles
- 2.1A/5V Shared; Dual USB Charging Ports
- ETL Listed for US and Canada



Power only sold with Hi5 products



FLARE


	# OF OUTLETS	# OF USB-A	# OF USB-C	# OF AV PLATES	MODEL CODE	LIST PRICE
Non-Linking	4	2	2	-	PF. ①-32-②-③	1,740
Non-Linking	6	2	2	-	PF2. ①-32-②-③	1,880
Linking	4	2	2	-	PFL. ①-32-②-③	1,870
Linking	6	2	2	-	PF2L. ①-32-②-③	2,000

To Order, Specify:

① List Model Code with the color code

B Black
 S Stainless

② List the Location Code of your boxes



③ List the Qty and Length of Starter Cables

Code: PLUG72
 72" Starter Cable, add \$90 list per cable
Code: PLUG108
 108" Starter Cable, add \$150 list per cable

Tip

- Every non-linking unit needs a starter cable.
- Linking units need one starter cable per run of tables
- No more than 6 units can link together

FEATURES:

- Brushed stainless steel frame
- 4 Power Size: 6.1" x 8.6" long x .87" raised off the Tabletop
- 6 Power Size: 6.1" x 11.8" long x .87" raised off the Tabletop
- Secured with 4 x screw clamps, as standard, for surfaces 0.40"-1.18"
- Reversible Type A USB
- Blue LED - 5V Standard Fast Charge
- Power and cord: 32" pigtail to a male GST connector to be used with PLUG LINKING SYSTEM
- Certifications: cETLus Listed - UL962A/CSA22.2

Power only sold with Hi5 products



GLOW



	# OF OUTLETS	# OF USB-A	# OF USB-C	# OF AV PLATES	MODEL CODE	LIST PRICE
Non-Linking	1	1	1		PG. ①-32-②-③	540
Non-Linking	1	1	1		PG. ①-32-②-③	540
Linking	1	1	1		PGL. ①-32-②-③	660
Linking	1	1	1		PGL. ①-32-②-③	660

To Order, Specify:

- List Model Code with the color code
 WSL White with Silver Ring
 BSL Black with Silver Ring

- List the Location Code of your boxes



- List the Qty and Length of Starter Cables

Code: **PLUG72**
 72" Starter Cable, add \$90 list per cable
 Code: **PLUG108**
 108" Starter Cable, add \$150 list per cable

Tip

- Every non-linking unit needs a starter cable.
- Linking units need one starter cable per run of tables
- No more than 6 units can link together

FEATURES:

- Size: 4.25" diameter x .61" raised off the Tabletop
- USB Charging: Twin USB Fast Charger maximum combined output of 25W.
- Reversible Type A USB
- Blue LED - 5V Standard Fast Charge
- A single cable pass-thru feature is built - up to .35" knock-out in fascia
- Certifications: cETLus Listed - UL962A/CSA22.2

Power only sold with Hi5 products



HALO


	# OF OUTLETS	# OF USB-A	# OF USB-C	# OF AV PLATES	MODEL CODE	LIST PRICE
Non-Linking	3	-	-		PH1. ①-12-②-③	410
Non-Linking	2	1	1		PH2. ①-12-②-③	660
Linking	3	-	-		PH1L. ①-12-②-③	530
Linking	2	1	1		PH2L. ①-12-②-③	780

To Order, Specify:

① List Model Code with the color code

B Black
 W White

② List the Location Code of your boxes



③ List the Qty and Length of Starter Cables

Code: PLUG72
 72" Starter Cable, add \$90 list per cable
Code: PLUG108
 108" Starter Cable, add \$150 list per cable

Tip

- Every non-linking unit needs a starter cable.
- Linking units need one starter cable per run of tables
- No more than 6 units can link together

FEATURES:

- Size: 5.5" diameter x 2.85" raised off the Tabletop
- Secured to the table
- USB Charging: Twin USB Fast Charger maximum combined output of 25W.
- Reversible Type A USB
- Blue LED - 5V Standard Fast Charge
- Power and cord: 12" pigtail to a male GST connector to be used with PLUG LINKING SYSTEM
- Certifications: cETLus Listed – UL962A/CSA22.2

Power only sold with Hi5 products



JAZZ

	# OF OUTLETS	# OF USB-A	# OF USB-C	# OF AV PLATES	MODEL CODE	LIST PRICE
Non-Linking	4	2	-	1	PJ. ①-108-②-③	1,510
Linking	4	2	-	1	PJL. ①-②-③-④	2,150

To Order, Specify:

① List Model Code with the color code

- B Black
- S Silver
- W White

② List the AV Plate code, if applicable:

- 0 Blank Plate to Cover Hole
- 1 2 Data Jacks
- 21 2 Data Jacks and 1 HDMI
- 24 1 HDMI
- 25 2 HDMI
- 48 1 Data Jacks and 1 HDMI

③ List the Location Code of your boxes



④ List the Qty and Length of Starter Cables

- Code: PSTS72F**
72" Starter Cable, add \$270 list per cable
- Code: PSTS96F**
96" Starter Cable, add \$390 list per cable
- Code: PSTS120F**
120" Starter Cable, add \$430 list per cable

Non-Linking Tip

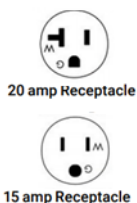
- Comes standard as a single-circuit electrical system with 108" long soft-wired cord.

Linking Tip

- If ordering linking units, a starter infeed cable is required and ordered separately.
- Starter Infeed cables have a 20 amp plug end which requires a 20-amp wall receptacle. A plug adapter is required if using a standard 15-amp receptacle. The adapter is included.

FEATURES:

- Size: 6.25" x 16.1"
- 15A/120V AC Spill-Resistant Receptacles
- 2A/5V Shared; Dual USB Ports
- • Cord Pass through for Cord Management
- ETL Listed for US and Canada



20 amp Receptacle

15 amp Receptacle

Power only sold with Hi5 products



PEARL


	# OF OUTLETS	# OF USB-A	# OF USB-C	# OF AV PLATES	MODEL CODE	LIST PRICE
Non-Linking	1	-	-		PP1. ①-72-②	90
Non-Linking	-	2	-		PP2. ①-72-②	260
Non-Linking	2	2	-		PP3. ①-72-②	300

To Order, Specify:

① List Model Code with the color code

- B Black
- S Silver
- W White

② List the Location Code of your boxes



FEATURES:

- 15A, 120VAC Tamper Resistant Receptacles
- 2.1A/10.5W USB Charging Ports
- 72" Standard Cord with NEMA 5-15 Straight Plug
- 3" Dimensions: 3.36" x 3.21"
- 2" Dimensions (USB & Power Only): 2.62" x 3.51"
- ETL Listed for US and Canada

Power only sold with Hi5 products



SLICK

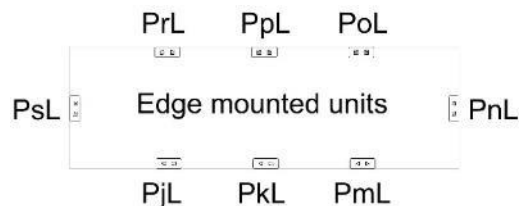
	# OF OUTLETS	# OF USB-A	# OF USB-C	# OF AV PLATES	MODEL CODE	LIST PRICE
Non-Linking	2	2	-	-	PSL1. ①-120-②	450
Linking	2	2	-	-	PSL1L. ①-12-②-③	560

To Order, Specify:

① List Model Code with the color code

- B Black
- S Silver
- W White

② List the Location Code of your boxes



③ List the Qty and Length of Starter Cables

- Code: PER-72
72" Starter Cable, \$650 list per cable
- Code: PER-108
108" Starter Cable, \$660 list per cable
- Code: PER-120
120" Starter Cable, \$670 list per cable
- Code: PER-132
132" Starter Cable, \$680 list per cable
- Code: PER-144
144" Starter Cable, \$690 list per cable
- Code: PER-168
168" Starter Cable, \$710 list per cable
- Code: PER-180
180" Starter Cable, \$730 list per cable
- Code: PER-204
204" Starter Cable, \$770 list per cable

Non-Linking Tip

- Comes standard with a 120" soft-wired cord.

Linking Tip

- If ordering linking units, a starter infeed cable is required and ordered separately. If ordering multiple linking units, jumpers come standard, and the lengths are determined by Hi5.

FEATURES:

- Size: 2.3" x 6" long x 1.81 high
- 2 - 15A, 120V AC Power Outlets
- 2 - 2.1A/10.5W USB Charging Ports
- UL 962A and UL 111 Listed
- UL 1310 Recognized
- Meets UL Spill Requirements
- Class 2, FCC Part 15 A Approved
- Meets USB.org BaT2ery Charging 1.2 Specifications

Power only sold with Hi5 products



SPUNK

	# OF OUTLETS	# OF USB-A	# OF USB-C	# OF AV PLATES	MODEL CODE	LIST PRICE
Non-Linking	2	-	-	-	PSP1.S-32- 1	510
Non-Linking	1	1	1	-	PSP2.S-32- 1	760
Linking	2	-	-	-	PSP1L.S-32- 1-2	630
Linking	1	1	1	-	PSP2L.S-32- 1-2	880

To Order, Specify:

1 List the Location Code of your boxes



2 List the Qty and Length of Starter Cables

- Code: PLUG72**
72" Starter Cable, add \$90 list per cable
- Code: PLUG108**
108" Starter Cable, add \$150 list per cable

Tip

- Every non-linking unit needs a starter cable.
- Linking units need one starter cable per run of tables
- No more than 6 units can link together

FEATURES:

- Construction: Brushed stainless steel
- USB Charging: Twin USB Fast Charger maximum combined output of 25W.
- Reversible Type A USB
- Blue LED - 5V Standard Fast Charge
- Patented Replaceable Cartridge
- Power and cord: 32" pigtail to a male GST connector to be used with PLUG LINKING SYSTEM
- Certifications: cETLus Listed – UL962A/CSA22.2

Power only sold with Hi5 products



TINYBRITE

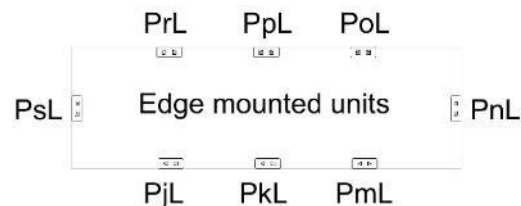
	# OF OUTLETS	# OF USB-A	# OF USB-C	# OF AV PLATES	MODEL CODE	LIST PRICE
Non-Linking	2	-	-	-	PT1. ①-32-②	280
Non-Linking	1	1	1	-	PT2. ①-32-②	530
Linking	2	-	-	-	PT1L. ①-32-②-③	400
Linking	1	1	1	-	PT2L. ①-32-②-③	650

To Order, Specify:

① List Model Code with the color code

B Black
 W White

② List the Location Code of your boxes



③ List the Qty and Length of Starter Cables

Code: PLUG72
 72" Starter Cable, add \$90 list per cable
 Code: PLUG108
 108" Starter Cable, add \$150 list per cable

Tip

- Every non-linking unit needs a starter cable.
- Linking units need one starter cable per run of tables
- No more than 6 units can link together

FEATURES:

- Construction: polycarbonate & metal
- USB Charging: Twin USB Fast Charger maximum combined output of 25W.
- Reversible Type A USB
- Blue LED - 5V Standard Fast Charge
- Patented Replaceable Cartridge
- Power and cord: 12" pigtail to a male GST connector to be used with PLUG LINKING SYSTEM
- Certifications: cETLus Listed - UL962A/CSA22.2

Power only sold with Hi5 products



VOLT

	# OF OUTLETS	# OF USB-A	# OF USB-C	# OF AV PLATES	MODEL CODE	LIST PRICE
Linking	6	2	-	1	PV. ①-②-③-④	3,340

To Order, Specify:

① List Model Code with the color code

- B Black
- S Silver
- W White

② List the AV Plate code, if applicable:

- 0 Blank Plate to Cover Hole
- 1 2 Data Jacks
- 21 2 Data Jacks and 1 HDMI
- 24 1 HDMI
- 25 2 HDMI
- 48 1 Data Jacks and 1 HDMI

③ List the Location Code of your boxes



④ List the Qty and Length of Starter Cables

- Code: PSTS72F**
72" Starter Cable, add \$270 list per cable
- Code: PSTS96F**
96" Starter Cable, add \$390 list per cable
- Code: PSTS120F**
120" Starter Cable, add \$430 list per cable

Non-Linking Tip

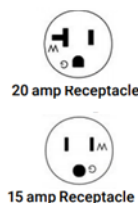
- Comes standard as a single-circuit electrical system with 108" long soft-wired cord.

Linking Tip

- If ordering linking units, a starter infeed cable is required and ordered separately.
- Starter Infeed cables have a 20 amp plug end which requires a 20-amp wall receptacle. A plug adapter is required if using a standard 15-amp receptacle. The adapter is included.

FEATURES:

- 11.2" x 15" x 5.29 high Outer Pan included
- 20A/120V AC Receptacles
- 2.1A/5V Shared; Dual USB Charging Ports
- Circuit 1 and 2 Options - Link Up-to 6 Units across 2 Circuits
- Power Inserts - UL Listed for US and Canada



Power only sold with Hi5 products



WINK

	# OF OUTLETS	# OF USB-A	# OF USB-C	# OF AV PLATES	MODEL CODE	LIST PRICE
Non-Linking	3	-	-	-	PW1. ①-32-②-③	480
Non-Linking	2	1	1	-	PW2. ①-32-②-③	720
Linking	3	-	-	-	PW1L. ①-32-②-③	600
Linking	2	1	1	-	PW2L. ①-32-②-③	850

To Order, Specify:

① List Model Code with the color code

- B Black
- S Stainless Steel
- W White

② List the Location Code of your boxes



③ List the Qty and Length of Starter Cables

- Code: **PLUG72**
72" Starter Cable, add \$90 list per cable
- Code: **PLUG108**
108" Starter Cable, add \$150 list per cable

Tip

- Every non-linking unit needs a starter cable.
- Linking units need one starter cable per run of tables
- No more than 6 units can link together

FEATURES:

- Size: 5.37 – 5.9" diameter
- Secured to table top
- USB Charging: Twin USB Fast Charger maximum combined output of 25W.
- Reversible Type A USB
- Blue LED - 5V Standard Fast Charge
- Patented Replaceable Cartridge
- Power and cord: 32" pigtail to a male GST connector to be used with PLUG LINKING SYSTEM
- Certifications: cETLus Listed – UL962A/CSA22.2

Power only sold with Hi5 products



ZEST

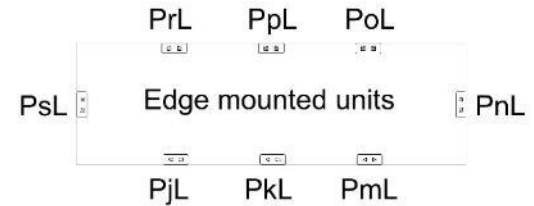
	# OF OUTLETS	# OF USB-A	# OF USB-C	# OF AV PLATES	MODEL CODE	LIST PRICE
Non-Linking	2	-	-	-	PZE1. ①-108-②	200
Linking	2	-	-	-	PZE1L. ①-12-②-③	360

To Order, Specify:

① List Model Code with the color code

B Black
 W White

② List the Location Code of your boxes



③ List the Qty and Length of Starter Cables

- Code: PER-72
72" Starter Cable, \$650 list per cable
- Code: PER-108
108" Starter Cable, \$660 list per cable
- Code: PER-120
120" Starter Cable, \$670 list per cable
- Code: PER-132
132" Starter Cable, \$680 list per cable
- Code: PER-144
144" Starter Cable, \$690 list per cable
- Code: PER-168
168" Starter Cable, \$710 list per cable
- Code: PER-180
180" Starter Cable, \$730 list per cable
- Code: PER-204
204" Starter Cable, \$770 list per cable

Non-Linking Tip

- Comes standard with a 108" soft-wired cord.

Linking Tip

- If ordering linking units, a starter infeed cable is required and ordered separately. If ordering multiple linking units, jumpers come standard, and the lengths are determined by Hi5.

FEATURES:

- Size: 3.70" x 2.30" x 1.80"
- 2- 15A, 120V AC Power Outlets
- UL 962A Listed
- UL 1363 Recognized
- Meets UL Spill Requirements
- Class 2, FCC Part A Approved

Power only sold with Hi5 products



ZING

	# OF OUTLETS	# OF USB-A	# OF USB-C	# OF AV PLATES	MODEL CODE	LIST PRICE
Non-Linking	2	2	-	-	PZ1. ①-120-②	590
Linking	2	2	-	-	PZ1L. ①-12-②-③	810

To Order, Specify:

① List Model Code with the color code

- B Black
- S Silver
- W White

② List the Location Code of your boxes



③ List the Qty and Length of Starter Cables

- Code: PER-72
72" Starter Cable, \$650 list per cable
- Code: PER-108
108" Starter Cable, \$660 list per cable
- Code: PER-120
120" Starter Cable, \$670 list per cable
- Code: PER-132
132" Starter Cable, \$680 list per cable
- Code: PER-144
144" Starter Cable, \$690 list per cable
- Code: PER-168
168" Starter Cable, \$710 list per cable
- Code: PER-180
180" Starter Cable, \$730 list per cable
- Code: PER-204
204" Starter Cable, \$770 list per cable

Non-Linking Tip

- Comes standard with a 120" soft-wired cord.

Linking Tip

- If ordering linking units, a starter infeed cable is required and ordered separately. If ordering multiple linking units, jumpers come standard, and the lengths are determined by Hi5.

FEATURES:

- Size: 5" x 7" x 1.57" high pop-up
- 2- 15A, 120V AC Power Outlets
- 2- 2.1A/10.5W USB Charging Ports
- Gas Strut Open/Close Mechanism
- UL 962A and UL 111 Listed
- UL 1310 Recognized
- Meets UL Spill Requirements
- Class 2, FCC Part 15 A Approved
- Meets USB.org BaT2ery Charging 1.2 Specifications

TERMS + CONDITIONS

Effective 03/01/2023





TERMS + CONDITIONS

Installing Dealership Responsibilities:

1. Designate non-commissioned employees (e.g., Project Manager) to be responsible for coordinating and administering inbound orders.
2. Manage all administrative responsibilities to ensure accuracy, completeness, and proper response time.
3. Provide insurance for public liability, including products, operations, and contractual liability; worker's compensation; property damage with minimum limits of \$1,000,000; transportation vehicles; and occupational disease. Insurance coverage should be maintained for any merchandise in their care or control. This period of responsibility extends from physical receipt of the product to installation and final approval (Sign-Off Agreement) by the customer.
4. Use high quality experienced installers if the Installing Dealer does not maintain their own installation crew and utilizes an outside installation company.
5. Maintain adequate warehouse storage space to accommodate at least one truckload of furniture.
6. Own a delivery vehicle (or available rentals) with appropriate furniture handling tools and equipment.
7. Maintain an inventory of tools and equipment, touch-up paint, wood touch-up capabilities, spare replacement parts, and other hardware normally required to properly install commercial furniture.
8. Maintain and use computer-aided design tools or have access to readily available contractors, if this service is required.
9. Conduct pre- and post-installation meetings with the customer and communicate any delivery requirement changes.
10. Confirm the delivery date with the customer 48 hours before delivery and deliver the product on the scheduled delivery date(s).
11. Communicate any state tax on services to the Selling Dealer as soon as possible.
12. Receive and inspect product. Coordinate and communicate any damaged or replacement product related information.
13. Take field measurements and inspect the site (accessibility, disposal facilities) within one week of receipt of the installation package.
14. Coordinate the involvement of other trades and aT2end construction trade meetings.
15. Install the product using the Hi5 provided installation instructions and dispose of all trash from the job site.
16. If the customer requests product orientation, review the request with the local Sales Rep.
17. Receive less than truckload (LTL) on orders that deliver to the job site.
18. Prepare a punch list.
19. Obtain the signature of the customer on the Sign-Off.
20. Provide any fee-based post-installation service required (e.g., add-on orders, maintenance, reconfiguration, warranty)

Selling Dealership Responsibilities:

1. Help the customer evaluate and specify the furniture.
2. Provide design consultation.
3. Select an Installing Dealer before order entry.
4. Get quote from the agreed upon fee for the installation services.
5. Procure mockups if necessary.
6. Use HI5 Furniture, Inc.'s Symbols Library and CET Designer, or another equivalent design software to prepare design specifications.
7. Close the sale.
8. Prepare purchase orders, including takeoffs.
9. Coordinate the submission of the purchase order.
10. Review the installation package with the Installing Dealer to ensure a complete understanding of its contents.
11. Verify all purchase orders and acknowledgments for accuracy.
12. Coordinate order changes and, if necessary, obtain and submit revised purchase orders.
13. Coordinate and communicate the shipping schedule with the Installing Dealer.
14. Prepare and forward an installation package to the Installing Dealer two weeks before shipment. The installation package should include:
 - Installation drawings
 - Packaging instructions
 - Copy of purchase order
 - Delivery instructions
 - Electrical plan/requirements
 - Contact names, phone number, and email address for your dealership's Dealer Coordinator and a customer contact person
 - All other information necessary to properly install the project
15. Coordinate any design changes and inform the Installing Dealer within 48 hours of the changes. Provide any backorder or shortage information to the Installing Dealer.
16. Expedite and coordinate add-on orders and, if necessary, obtain and submit revised purchase orders.
17. If the Selling Dealer holds the purchase order, they are to invoice the customer for products and services and pay the vendors.
18. File all freight claims and monitor the claim until complete.
19. File all warranty claims and monitor the claim until complete.

TERMS + CONDITIONS



These Terms of Sale are part of a quotation, bid response, or other sales document issued by Hi5 Furniture, Inc.

Ordering Information

Hi5 Furniture, Inc. sells its products on the terms set forth in these standard Terms of Sale: **ORDERS MUST BE SUBMITTED IN WRITING OR ELECTRONICALLY AS REPRESENTED BY A VALID PURCHASE ORDER, WHICH INCLUDES PRODUCT TOTAL.**

An order is not binding upon Hi5 Furniture, Inc. until Hi5 Furniture, Inc. issues an order acknowledgment to the customer, which will include price information and an anticipated delivery date.

Order Changes/Cancellations

For Specials, Customer's Own Material (C.O.M.), finish matches, custom colors, custom products, Master lock and key orders, and RUSH orders, no changes or cancellations are allowed 48 hours after order placement. All other products require approval for changes or cancellations. A change/cancellation fee may apply. Contact Sales@Hi5Furniture.com for applicable charges.

Ship-to addresses changed within five (5) business days of delivery will incur fees to cover administrative costs due to re-labeling of product and/or reconsignment fees with the carrier.

Order cancellations are complete annulments of orders. Order changes are the deletion of line items or a change in size, color, quantity, ship-to address, or scope of work. There is no penalty for additions; however, any change may cause the order, or the line items affected to be rescheduled. Order changes involving additional product and services which increase the value must be accompanied by an amended Purchase Order or other document as agreed.

ALL CHANGES MUST BE IN WRITING, REGARDLESS OF THE (DOLLAR) VALUE. CHANGES ARE NOT BINDING UPON Hi5 Furniture, Inc. UNTIL Hi5 Furniture, Inc. ISSUES AN ACKNOWLEDGMENT OF THE CHANGE.

Orders Approved for Return

An RMA (Return Materials Authorization) will be sent with details for return. All products must be packed as they were originally received and returned Freight prepaid to our factory unless otherwise noted on RMA. Customer is responsible for any additional damages in transit due to improper packaging. No collect shipments will be accepted for any reason. Please clearly mark all packages with RMA# to expedite RMA process.

Valid/Complete Purchase Order

The following information is required in order to process an order with Hi5 Furniture, Inc.:

Dealership and/or Customer Information

- Sold To: Legal name, complete address (if Hi5 Furniture, Inc. is to bill the end user, provide end user Purchase Order made out to Hi5 Furniture, Inc.) and phone and email address.
- Ship To: Legal name and address.
- Purchase Order Number: From the party Hi5 Furniture, Inc. will be billing.
- Authorized Signature: All Purchase Orders must be signed by a duly authorized representative if a signature line is present.
- Contact Name and Phone Number: Person Hi5 Furniture, Inc. with questions regarding the order.
- Shipping Contact: Name and phone number of person to be contacted regarding shipping and delivery matters.
- Tagging Instructions: This information will appear on all documentation received from Hi5 Furniture, Inc. including cartons, acknowledgments, and invoices.
- Product Total: Net dollars.
- Installation, Design, Project Management, and/or Service Fees (if a contract order)

Product Information

- Quantity
- Product Numbers
- Colors
- Product Model Codes
- Approval Drawings: An authorized signature by a duly authorized representative is required for shop drawings when applicable.
- A deposit may be required for custom materials.
- All orders will be acknowledged via email.
- All orders are acknowledged upon entering as Hi5 Furniture, Inc. interprets them. All acknowledgements are sent via e-mail attention the contact's name on the purchase order received. It is the customer's responsibility to note any discrepancies on the acknowledgement and notify Hi5 Furniture within 48 hours. If Hi5 Furniture, Inc. does not receive a signed approval sheet or notification of any changes within 48 hours, we will assume that the order is correct and are not responsible for changes or errors. Hi5 Furniture, Inc. lists an estimated ship date on every acknowledgement. Any order that is time sensitive or requires any special instructions, please note instructions and/or requirements on purchase order and we will make every attempt to accommodate your request. Hi5 Furniture, Inc. is not responsible for any labor charges or installation fees if the shipping date does not meet your requirements.

Pricing Policies

Terms of Payment

Terms of payment and credit limits will be established based on financial information. Standard payment terms on open credit are net thirty (30) days from invoice date. Advance payments or other payment security may be required by Hi5 Furniture, Inc.. The account balance must be always at or below the credit limit and current (no past-due balances). Hi5 Furniture, Inc. reserves the right to delay or cancel any delivery to a Dealership and/or Customer whose Hi5 Furniture, Inc. account balance is over the credit limit and/or past due. For custom or projects over \$100K NET, a deposit will be required.

Terms of Credit

Customer hereby authorizes Hi5 Furniture, Inc. to obtain such credit reports, financial information or other information as Hi5 Furniture, Inc. may request, including, without limitation, credit information from any financial institutions or others having a business relationship with the Dealership and/or Customer. The Dealership and/or Customer hereby authorizes any credit references to answer Hi5 Furniture, Inc.'s inquiries and provide such credit information and documentation as Hi5 Furniture, Inc. may request.

The Dealership and/or Customer hereby releases and holds Hi5 Furniture, Inc. harmless for any inconvenience whatsoever, caused by any temporary or permanent withdrawal or restriction of credit privileges hereunder, or the enforcement of any of the provisions contained in this paragraph.

Past-Due Charges

Past-due balances will be increased by a maximum of 2% per month, without forfeit of Hi5 Furniture, Inc.'s right to immediate payment.

Applicable Prices

The price of any product sold to a Dealership and/or Customer by Hi5 Furniture, Inc. will be based upon the US Dollar that is Published Price Book and discounts are subject to change without notice or approval. Product Prices do not include storage, installation or Freight charges. Applicable prices are in effect at the time of the RECEIPT of an ORDER; Hi5 Furniture, Inc. reserves the right to use the published pricing effective at the time of shipment, if the requested delivery date is more than 120 days.

Forms of payment:

1. Mail a check to: Hi5 Furniture, Inc.
4304 NW MaT2ox Road, Riverside, MO 64150
2. ACH
Email Accounting@Hi5Furniture.com for information
3. Credit Card - Hi5 accepts VISA and MasterCard
Email Accounting@Hi5Furniture.com for form to complete and processing fee



TERMS + CONDITIONS

Shipping and Delivery

Hi5 Furniture, Inc. will have the right to determine the method of shipment and routing of product. If, for any reason, a delivery has to be made to an intermediate location (i.e. a location other than the "Ship To" location noted on the order or ultimate end user location), all handling and re-delivery costs incurred would be at the Customer's expense.

U.S.A. - Contiguous

All deliveries will be FOB Destination from Hi5 Furniture, Inc.'s manufacturing facilities.

Freight Zone #1: Please add 300 net for orders less than 4K net. Freight prepaid otherwise.

Freight Zone #2: Please add 500 net for orders less than 6K net. Freight prepaid otherwise.

Freight Program is within the Continental United States Only. All Freight from that point is the responsibility of the Dealership and/or purchasing customer.

Delivery Shortages and Damage

Product shortages and damage must be noted on delivery receipts at the time of delivery and reported to the carrier for correction. Claims against Hi5 Furniture, Inc. for shortages, errors, or damage must be made within ten (10) days of the date of delivery or the Customer waives the right to make such a claim. Signed Bill of Ladings or Delivery Receipt must be sent in with claims.

All products are shipped in compliance with the National Motor Freight Classification Code. All products ship unassembled unless otherwise specified by Hi5 Furniture. Hi5 Furniture can not be held accountable for delivery of goods to installation sites that are not equipped with elevators, loading docks that accommodate 53-foot trailers or for the inspection of such its prior to delivery. Freight is dock-to-dock bases using Hi5's carrier.

Additional Freight Charges

All products are shipped FOB origin based on a dock to dock delivery only. Additional expenses will be debited from customer account and billed on as "shipping/handling." Examples of additional expenses are: Inside delivery, Residential delivery and Lift gate requirements all have variable charges.

Delivery Dates and Delay

If Hi5 Furniture, Inc. cannot deliver products as scheduled due to causes beyond its reasonable control (such as casualty, labor disputes, or accident; inability to obtain necessary labor, whether material or transportation; or changes requested by the Customer), the delivery date will be extended to compensate for the delay as determined by Hi5 Furniture, Inc.

Storage

Hi5 Furniture, Inc. may transfer product to storage at the Customer's risk and expense if the Customer is unable or unwilling to take delivery of product as originally scheduled. Upon such transfer to storage, the Customer assumes risk of loss. Hi5 Furniture, Inc. will invoice the Customer for storage fees and the Customer will make payments in accordance with Hi5 Furniture, Inc.'s standard payment terms

Storage fees are based on the net total and are charged as follows: One month 2%, Two months 4%, Three months 6%, Four months 8%, and so

Force Majeure

In the event that the performance of Customer or Hi5 Furniture, Inc. or its participating dealer(s) would be prevented, restricted, interfered with or rendered commercially impracticable by reason of Force Majeure, then upon the giving of notice to the other parties, the party affected by the Force Majeure shall be excused from performing hereunder until the Force Majeure no longer prevents, restricts, interferes with, or renders such performance commercially impracticable. "Force Majeure" shall mean: fire, explosion, breakdown of plant, epidemic, hailstorm, snow/ice storms en route, hurricane, tornado, cyclone, flood or power failure; war, revolution, civil or military disturbances, acts of public enemies, acts of terrorism, blockade or embargo; any law, order, proclamation, regulation, ordinance, demand or requirement of any applicable governmental authority or any subdivision, authority, or representative of any such government; labor difficulties, including without limitation, strikes, slowdowns, picketing or boycotts; or difficulties beyond Hi5 Furniture, Inc.'s reasonable control in obtaining necessary raw materials, labor, fuels and electric power, components or facilities, and any other circumstances beyond the control of the party affected.

Delays by Customer

Where Hi5 Furniture, Inc. has not received adequate site dimensions, Product specifications, shipping information, installation particulars or other information required by Hi5 Furniture, Inc. to permit the efficient manufacture of any Products, or where site conditions are not in accordance with the Installation Requirements set forth, or are not otherwise suitable to permit effective and efficient installation, the manufacture and/or delivery of Products may be delayed, and such event shall constitute a delay by the Customer. When manufacture, delivery or installation is delayed by the Customer or at the Customer's request:

1. Hi5 Furniture, Inc. may, at its option, present the invoice for the full price of the Products to the Customer as then due and payable;
2. the Customer shall pay to Hi5 Furniture, Inc. all reasonable storage, handling and other reasonable incidental expenses incurred by Hi5 Furniture, Inc. in connection with such delay;
3. and the Customer shall bear all risk of loss or damage to the Products being held by Hi5 Furniture, Inc. for the Customer.

Governing Law

For products purchased for delivery in the U.S. pursuant hereto, this Agreement shall be governed by and construed according to the laws of the State of Missouri.

The parties agree to the exclusive jurisdiction of the courts of Missouri for the purpose of hearing any disputes arising under the Hi5 Furniture, Inc.'s Terms & Conditions or with respect to any Products sold pursuant hereto and agree that the provisions of the United Nations Convention on Contracts for the International Sale of Goods and any other provision or law which would have the effect of applying the laws of any jurisdiction other than Missouri, as the case may be, shall be excluded.

Taxes

Hi5 Furniture, Inc. prices do not include customs duty, sales, use, value added or similar taxes. Any federal, state/provincial or other taxes or assessments based upon the sale or delivery of products or services sold applicable to the customer at present or later imposed by federal, state/provincial or municipal agencies, shall be added and paid by the Customer. Customer is responsible for all such taxes.

NOTE: For all countries a valid sales tax exemption certificate must be approved by and on file with Hi5 Furniture, Inc. prior to product shipment. Otherwise, sales tax will be due and payable to Hi5 Furniture, Inc. when such tax is invoiced to Customer.

Termination by Hi5 Furniture, Inc.

Hi5 Furniture, Inc. may immediately terminate an order upon written notice in the event bankruptcy or insolvency proceedings are instituted by or against the Customer, or the Customer is adjudicated as bankrupt, becomes insolvent, makes an assignment for the benefit of creditors, or proposes or makes any arrangements for the liquidation of its debts, or a receiver or receiver and manager is appointed with respect to all or any part of the assets of the Customer.

General Information

Use and Installation of Products
Hi5 Furniture, Inc. recommends that its products be installed by experienced commercial furniture installers according to Hi5 Furniture, Inc.'s written installation procedures. The Customer agrees to use Hi5 Furniture, Inc. products properly; not to remove or alter safety devices, warnings, or operation instructions placed on products by Hi5 Furniture, Inc., and to instruct employees as to the proper care and use of the products according to printed.

Any building where Products are to be installed shall be fully closed in, dry and protected from the natural elements, with temperatures between 40°F and 90°F (4°C and 32°C) and relative humidity not to exceed 70% at any time including receipt of products, during and after installation and shall be adequately heated and/or air-conditioned.

Electrical hardwiring, plumbing and mechanical work is not included and shall be the responsibility of the Customer. Hi5 Furniture, Inc. shall not be responsible for obtaining permits or bonds.

WARRANTY

Effective 03/01/2023





WARRANTY

OBSOLESCENCE POLICY

As we develop new products there is an emphasis to provide solutions that are compatible yet allow for enhancement of previous generations of products. This benefits the customer who desires to leverage their existing products but enhance their work environment at the same time. With this mindset, under our obsolescence policy, Hi5 Furniture, Inc. takes reasonable steps to provide our customers with products of comparable form, fit, and function. As with any material or component, supply chain challenges can impact our ability to offer previous or existing products. In addition, fabrics and finishes are significantly impacted by design trends resulting in shorter life cycles. In these situations, we will make reasonable efforts to find coordinating solutions.

Product obsolescence or discontinued announcements are published at least 90 days before the effective date. It includes a recommended alternative where suitable. If materials are available beyond the discontinued date, Hi5 will continue to provide the products as a custom request on a case-by-case basis as long as it is commercially reasonable to do so. Hi5 reserves the right to make modifications to the product line, however such modifications will be made with consideration for the functional and aesthetic characteristics of the product. This commitment to availability does not guarantee lead times, prices or surface materials and will not be extended by the renewal of any agreement between Hi5 Furniture, Inc. or any authorized dealership and the customer, including any automatic renewal provisions.

THE Hi5 Furniture, Inc. WARRANTY

To ensure customer satisfaction and peace of mind, we stand behind our products with the following Hi5 Furniture, Inc. Limited Lifetime Warranty. Please refer to www.Hi5Furniture.com for the applicable Hi5 Furniture, Inc. warranty or contact your local Authorized Commercial Furniture Dealership.

All items should be inspected at two-month intervals for missing glides, levelers, loose screws, broken or cracked welds, lose or unseated columns, etc.

What Products are Covered?

This Limited Lifetime Warranty applies to new products manufactured by Hi5 Furniture, Inc., after **March 1, 2023**, that are sold through an Authorized Commercial Furniture Dealership ("Covered Products"). In this Limited Lifetime Warranty, the terms "us," "we," "our" and similar terms refer to Hi5 Furniture, Inc., and the end-user purchaser refers to the first organization who purchased for their own internal use and not for resale or distribution.

The following products not covered by this Limited Lifetime Warranty, and neither Hi5 Furniture, Inc. nor its affiliates will have any obligation or liability relating to them:

1. software;
2. consumable items, such as baT2eries and bulbs/lamps;
3. the customer's own material (COM), or any material specified by the purchaser that is not a standard Hi5 Furniture, Inc. product offering
4. any item manufactured by a third party from whom Hi5 Furniture, Inc. purchases the item for resale without incorporating it into a Hi5 Furniture, Inc. product as a component or part (in those situations, if the purchaser is not a direct beneficiary of the manufacturer's warranty, then Hi5 Furniture, Inc. will assign to the purchaser any warranty that the manufacturer provides, to the extent the warranty is assignable);

What Problems are Covered?

Subject to the terms of this Limited Lifetime Warranty, Hi5 Furniture, Inc. warrants to the end-user purchaser of a Covered Product that the Covered Product, at the time of purchase, will be free of any defect in design or workmanship that materially impairs the performance or functionality of the Covered Product under normal use (a "Defect"). This warranty is for 24-hour / 7-day multiple shift use of the applicable Covered Product.

In this Limited Lifetime Warranty, normal use means use of a Covered Product in accordance with all the following:

1. Hi5 Furniture, Inc.'s standards instructions, guidelines, and recommendations for that Covered Product;
2. if the Covered Product is part of the Hi5 Furniture, Inc. Collection and not manufactured by Hi5 Furniture, Inc., then the applicable manufacturer's standard instructions, guidelines, and recommendations for that Covered Product; and
3. applicable laws, rules, regulations, and ordinances

A Defect excludes, and Hi5 Furniture, Inc. and its affiliates will not have any responsibility or liability for, the following:

1. normal wear and tear;
2. any damage, wear or failure of the Covered Product that occurs during transport of the Covered Product, or that is caused by improper use, care or maintenance of the Covered Product or by an act of God or other event outside of Hi5 Furniture, Inc.'s reasonable control;
3. the natural variation of color, grain or texture found in wood and leather;
4. the natural aging of materials such as wood, fabric and leather which results in colors changing over time or during use;
5. dye lot variations in fabric and leather;
6. the natural patina of leather during use;
7. "puddling" or wrinkling of fabrics, leather, or faux leather;
8. reverse crocking of dyes from clothing onto seating materials;
9. change in color (including fading) or other surface effects resulting from exposure to chemicals (such as chemicals in cleaning solutions) or
10. exposure to sunlight or other sources of ultraviolet rays;
11. any damage, wear or failure of the Covered Product caused by the integration or use of any non-Hi5 Furniture, Inc. materials, components, devices or other products into or with any Covered Product; or
12. any damage, wear, or scratching to flooring from glides, casters, or other components.

THE Hi5 Furniture, Inc. WARRANTY (continued)

What are the Warranty Periods?

A Covered Product's warranty period begins on the Covered Product's date of manufacture and ends on the expiration of the time period identified below for that Covered Product. In addition, the warranty period will automatically terminate at the time that the end-user purchaser ceases to solely own, possess, control, and use the Covered Product.

The warranty period will automatically terminate if the End User and/or Authorized Commercial Furniture Dealership fails to pay the Hi5 Furniture, Inc. invoice in full within 90 days of shipment.

Lifetime

Except for those Covered Products or related components or materials identified below as having a different warranty period, the warranty period of a Covered Product is as long as the original end-user purchaser continues to solely own the Covered Product.

Ten (10) Years

The following Covered Products have a 10-year warranty period:

- Premium Textured HPL
- Case good mechanisms (hinges, slides, latches, glides, casters, slow-close mechanisms, etc.)
- Products that are at any time used in a classroom or educational environment (other than administrative areas) except as limited or described below

Five (5) Years

The following Covered Products have a 5-year warranty period:

- Electrical power boxes including AV accessories (excluding USB receptacles)
- Accessories (e.g., cup holders and table holders)
- Vertical use markerboard laminates
- User-adjustable work-surface mechanisms
- Hi5 Furniture, Inc. seating products (framework, seating foam, glides & casters, and plastic components)
- Fabric, leathers or faux leather

One (1) Year

The following Covered Products have a 1-year warranty period:

- horizontal use markerboard laminates
- standard glides and levelers
- standard locking casters and non-locking
- gas cylinders
- Folding and Nesting mechanisms
- Outdoor products (including walls, tables, chairs and frames)
- umbrellas and umbrella base
- Union 2.0 table HPL self-edges
- Divider panels
- Height adjustable product mechanisms
 - Troubleshooting procedures provided by Hi5 Furniture, Inc. must be used to determine if a mechanism is defective, the associated error code needs to
 - be included in the Service Notification emailed to Sales@Hi5Furniture.com
- Moving components or parts

No Warranty

The following Products and conditions are excluded from the definition of "Covered Product" and therefore not covered by this Limited Lifetime Warranty, exclusions noted or defined in sections "What Products are Covered" and "What Problems are Covered"

- HPL self-edges (exception of Union 2.0 tables)
- Materials used by custom request

Service Parts – Hi5 Furniture, Inc. authorized service parts installed on a Covered Product will be covered by this Limited Lifetime Warranty for the remaining balance of the warranty period for that Covered Product, so long as the service part was installed by Hi5 Furniture, Inc. or an authorized installer to in install that Covered Product.



WARRANTY

THE Hi5 Furniture, Inc. WARRANTY (continued)

What Remedies are Available?

If a purchaser makes a valid claim under this Limited Lifetime Warranty for a Defect to a Covered Product, Hi5 Furniture, Inc., at its option, will either:

1. repair the Covered Product at Hi5 Furniture, Inc.'s cost;
2. replace the Covered Product at Hi5 Furniture, Inc.'s cost with a new or refurbished product with comparable function and performance, or
3. refund or credit the purchase price of the Covered Product (excluding taxes, duties, fees, and other amounts).

All repair and replacement work will be performed by Hi5 Furniture, Inc. or a third party engaged by Hi5 Furniture, Inc. to perform the specific repair or replacement work relating to the Defect; repair or replacement work performed by any other person will void this Warranty.

Hi5 Furniture, Inc. will not be responsible for any cost or expenses incurred by the purchaser relating to repair or replacement of a Covered Product due to a Defect, including without limitation freight, insurance, inspection, storage and similar costs and expenses. Any Covered Product that is replaced or whose purchase price is refunded or credited will become the sole and exclusive property of Hi5 Furniture, Inc.

What Conditions Apply?

All the following conditions must be satisfied to make a valid claim under this Limited Lifetime Warranty for a Defect to a Covered Product:

1. the Authorized Commercial Dealership or end-user must have notified Hi5 Furniture, Inc. in writing of the Defect within 30 days after the purchaser first learns or has notice of the Defect, and
2. in any event not later than three (3) business days after the last day of the applicable warranty period; all such notices must be sent to Hi5 Furniture, Inc. at Sales@Hi5Furniture.com Attention: Warranty Claims;
3. the purchaser must provide original Hi5 Furniture, Inc. order number and have fully complied with all instructions, requirements, and directions provided by Hi5 Furniture, Inc., the Authorized Commercial Dealership or their respective agents regarding the inspection, preservation or safeguarding of the Covered Product and the transportation and delivery of the Covered Products;
4. the Covered Product must have been installed by Authorized Commercial Dealership installers, per instructions supplied by Hi5 Furniture, Inc.;
5. all prior repairs of the Covered Product must have been performed by Hi5 Furniture, Inc. or a third party engaged by Hi5 Furniture, Inc. to perform the specific repair work;
6. the repair of the Defect of the Covered Product pursuant to this Warranty must be performed by Hi5 Furniture, Inc. or a third party engaged by Hi5 Furniture, Inc. to perform the specific warranty-repair work;
7. at all times the Covered Product must have been in a building that is (a) dry, fully closed-in and protected from the natural elements, and (b) adequately heated, ventilated and air conditioned to maintain an internal temperature between 40°F and 90°F (4°C and 32°C) and relative humidity levels not to exceed 70% at any time
8. the Covered Product must not have been modified, and the purchaser must have used and maintained the Covered Product in full conformity with all of Hi5 Furniture, Inc.'s written specifications, instructions and guides regarding use, care, and maintenance.
9. if the Covered Product is replaced or its purchase price is refunded, all bills of sale, assignments, releases, consents, approvals, and other documents and/or actions required by Hi5 Furniture, Inc. to assign and transfer to Hi5 Furniture, Inc. sole and exclusive title in the Covered Product, free and clear of all liens, claims and encumbrances, must have been executed, delivered and/or made, as applicable; and
10. all other conditions and requirements in or arising under this Limited Lifetime Warranty, applicable law or a written agreement between Hi5 Furniture, Inc. and the purchaser, must have been fully satisfied.

GENERAL TERMS

This Product Compatibility and Limited Lifetime Warranty Policy extends solely to original end-user purchasers of Covered Products and not to their successors, assigns, employees, agents, or affiliates. This Policy is not assignable or transferable in whole or in part, whether voluntarily, by operation of law or otherwise, and any purported assignment or transfer will be void.

All determinations regarding the scope, applicability, and interpretation of this Policy, including without limitation the satisfaction of and compliance with any of its conditions and requirements, will be made solely by Hi5 Furniture, Inc. in its discretion. All such determinations made by Hi5 Furniture, Inc. will be final, non-appealable and binding on all persons.

EXCEPT FOR THE EXPRESS Limited Lifetime Warranty STATED ABOVE, TO THE EXTENT ALLOWED BY LAW, Hi5 Furniture, Inc. DOES NOT MAKE, AND IT EXPRESSLY DISCLAIMS, ANY WARRANTY OR REPRESENTATION, EXPRESS OR IMPLIED, STATUTORY OR OTHERWISE, AS TO ANY PRODUCT OR SERVICE AND, IN PARTICULAR, DOES NOT MAKE, AND EXPRESSLY DISCLAIMS, ANY WARRANTY OR REPRESENTATION OF MERCHANTABILITY OR OF FITNESS FOR A PARTICULAR PURPOSE. ANY LEGALLY REQUIRED WARRANTY THAT MAY NOT BE DISCLAIMED WILL BE LIMITED IN DURATION TO ONE (1) YEAR FROM THE DATE OF MANUFACTURE.

AS SET FORTH IN THIS POLICY, REPAIR OR REPLACEMENT, OR REFUND/CREDIT OF THE PURCHASE PRICE, AT Hi5 Furniture, Inc.'s OPTION, OF A COVERED PRODUCT ARE THE EXCLUSIVE REMEDIES FOR ANY DEFECT TO THAT COVERED PRODUCT OR ANY OTHER ISSUE RELATING TO ITS MANUFACTURE OR INSTALLATION. IN NO EVENT SHALL Hi5 Furniture, Inc. OR ANY OF ITS AFFILIATES HAVE ANY LIABILITY IN TORT OR FOR ANY CONSEQUENTIAL, ECONOMIC, INDIRECT, SPECIAL, PUNITIVE, OR INCIDENTAL DAMAGES, OR FOR LOSS OF PROFITS, REVENUES, USE OR REPUTATION, WITH RESPECT TO ANY COVERED PRODUCT OR ANY OTHER PRODUCT, WHETHER CAUSED BY, ARISING FROM OR RELATING TO A DEFECT OR OTHERWISE.

Some states do not allow limitations on how long an implied warranty lasts or do not allow the exclusion or limitation of incidental or consequential damages, so the limitations or exclusions in the immediately preceding paragraph may not apply to a purchaser. This Limited Lifetime Warranty gives the purchaser specific legal rights, and the purchaser may also have other rights which vary from state to state.