

NOTICE TO AUTHORIZED USERS OF AWARD #23295 - Furniture, All Types (Except Hospital Room and Patient Handling)

This pricelist/catalog may contain items that are not within the Scope of the Contract Award and/or not within this Contractor's approved furniture Categories. All Authorized Users are strongly encouraged to review the Scope of the Award and the Contractor's Category Matrix prior to selecting items for purchase under the Contract. Per Solicitation Section 4.5 (D) - Procurement Instructions for Authorized Users: When placing orders under this Award, the Authorized User should follow and be familiar with the terms and conditions governing the Contract and are responsible for determining that the product(s) they intend to purchase fit within the scope of the Award.

References to other government contracts that may be included in a Contractor's pricelist/catalog, including any additional terms or conditions, are void under the OGS Award and should be disregarded. Only OGS' Terms and Conditions, including those within a Contractor's posted Contractor Information and Supplemental Information sheet, are valid under the Contract.

Additionally, Authorized Users are reminded that where discrepancies exist between Price List documents, the lowest price shall prevail (see Section 5.3 Price).

All orders must be placed with the Contractor, or the Contractor's OGS approved Authorized Reseller listed on the OGS website under the Award. Orders placed with a reseller not approved by OGS are not considered contract orders and therefore are not subject to the same terms and conditions of the OGS Award.

Authorized Users should contact the OGS Contract Manager listed on the Award with any questions pertaining to this pricelist/catalog.

NYS Price List Effective 4/12/24

ATTACHMENT 1-PRICING COLUMNS A THROUGH W MUST BE FILLED IN Add Additional Rows As Necessary. Do Not Delete or Add Columns. Do NOT Change Formulas In This Workbook.																																								
Contractor Name:	LIAT, LLC							LIAT Pricelists (Tables, Lounge, Shelving) effective 11/1/22																																
									Follow directions in the EO22 Required Info Instructions tab to complete the section below																															
									Product Information				Must fit into one of these categories- Applies to all products			Must meet these standards- Applies to all products					Flame Retardants- must comply with one																			
Contractor Item Number	Product Description	Manufacturer Name	Manufacturer Item Number	Product Category Number (List only one Category Number per item)	List Price	Contract Discount %	Contract Price - Column H will automatically populate once Columns F & G are complete	Product Line Note: Same as Manufacturer Name	Product Type Note: Same as Product Category Number	Product Name Note: Same as Column B - Product Description	Does the product contain electrical components?	High Recycled Content	Sustainably Sourced	Low Emitting	PVC	Lead	PFCs	Formaldehyde	Antimicrobials	Upholstered Furniture (or Furniture that does not need to comply with TB 117-2013 or TB 133) Compliant with TB 117-2013 Flame Retardant Free & Labeled	Upholstered Furniture Compliant with TB 133 Free of Halogenated Flame Retardants	Non-upholstered Furniture (or Furniture that does not need to comply with TB 117-2013 or TB 133) Flame Retardant Free																		
All	Tables	LIAT	all	6	see pricelist	51.0%	#VALUE!	LIAT	6	Tables	Yes	No	Unknown	Yes	No	No	No	No	No	Not Applicable	Yes	Yes																		
All	Lounge	LIAT	all	6	see pricelist	51.0%	#VALUE!	LIAT	6	Lounge	Yes	No	Unknown	Yes	No	No	No	No	No	Yes	Yes	Not Applicable																		
All	Shelving	LIAT	all	6	see pricelist	51.0%	#VALUE!	LIAT	6	Shelving	No	No	Unknown	Yes	No	No	No	No	No	Not Applicable	Yes	Yes																		

LIAT Price List

Tables

Effective 11/1/2022



Terms and Conditions

LIAT Terms & Conditions	5
-------------------------------	---

Ordering Information

General Ordering Information Checklist	7
Laminate/PVC Edge Options	8
Metal Options	10
Freight Zones	11
Modification Charges	12
Tables Overview	13

Hanover

Order Information	17
Specifications	18
Conference Table - Boat Top	19
Conference Table - Racetrack Top	20
Conference Table - Rectangle Top	21

LaRue

Order Information	23
Table Specifications	24
Carrel Specifications	25
Den Specifications	26
Power Bar Specifications	27
Shared Table	29
Computer Table (Single Face)	31
Computer Table (Double Face)	33
Carrel (Single Face)	35
Carrel (Double Face)	36
Den (Single Face)	37
Den (Double Face)	39
Power Bar	41

Maker

Order Information	43
Specifications	44
Shared Table	46
Work Table - Lower Shelf	47

Work Table - Storage Cabinet	48
Cabinet Accessories	49
Cabinet Accessories	50
Cabinet Accessories	51
Typicals.....	52
Typicals.....	53

Nash

Order Information	56
Specifications	57
Boat Top	59
Envelope Top.....	61
Rectangle Top.....	63
Round & Square Tops	65
Typicals.....	66

Panther

Order Information	68
Specifications	69
Boat Top	70
Bullet Top.....	71
Envelope Top.....	72
Game Top.....	73
Pod Top	74
Quad Top	75
Rectangle Top.....	76
Round Top	78
Trapezoid Top	79

Translate

Order Information	82
Specifications	83
Terminology & Tips	85
Study Table - X-Base.....	87
Study Table - Frame Base.....	88
Desking - Straight.....	89
Desking - Arc, Single Face	91
Desking - Arc, Double Face.....	93
Desking - Pod	95

Desking - Share.....	97
Typicals.....	99

Versailles

Order Information	104
Specifications	105
Terminology & Tips	107
Study Table - Leg Base	109
Study Table - Frame Base	110
Desking - Straight, Single Face	111
Desking - Straight, Double Face.....	113
Desking - Wave, Single Face	115
Desking - Wave, Double Face.....	117
Pod	119
Share	121
Typicals.....	123

Table Accessories

Add-On Power & Data	130
Built-In Power & Data	132
4trac Power Supply	138
Wire Management & Table Connectors.....	139

LIAT Terms & Conditions

The following terms & conditions apply to all LIAT, LLC products.

1. ACCEPTANCE, MODIFICATION, ASSIGNMENT: By placing this order for furniture, material or other products (sometimes collectively referred to as "Goods"), Customer agrees to these Terms and Conditions which shall prevail over inconsistent provisions in any other form or document of Customer. No change or modification shall be applicable unless set forth in writing and signed by Company. Neither this order nor any interest therein shall be assigned by Customer except with the prior written consent of Company.

2. PRICING: LIAT, LLC assumes no responsibility for the quantities or the interpretation of competitive product. Pricing is based on standard LIAT furniture including standard construction, materials, finishes and sizes. Unit prices shall prevail. Pricing subject to change without notice. Prices are those in effect at the time of order entry.

3. PAYMENT: Customer agrees to pay deposit or down payment as required by Company. Customer agrees to pay to Company the amount indicated on the Invoice, 1% 15 days, net 30 days from date of Invoice (U.S. Funds only), for Goods ordered. **INTEREST WILL BE CHARGED AFTER 30 DAYS FROM THE DATE OF INVOICE AT THE RATE OF ONE AND A HALF PERCENT (1.5%) PER MONTH.** International sales will require additional payment arrangements. No Goods shall be sold on consignment or conditional sales basis. Payment for the Goods delivered hereunder shall constitute acceptance thereof.

4. DELIVERY: The specific terms of delivery are as stated on the sales order acknowledgment. Goods which are delivered in advance of schedule are delivered at the risk of Customer. The Company is not liable for delays or failure to ship due to fire, strike, act of God, the public enemy or other causes beyond the control of the Company. With respect to LIAT, LLC, all shipments which are F.O.B. Factory or Delivered, LIAT, LLC reserves the right to select the appropriate carrier. Special requests including, but not limited to, inside delivery, installation, and call before delivery are not included in the price. Any charges arising from failure to meet shipment, rerouting while in transit, or carrier storage charges are the responsibility of the Customer. LIAT reserves the right to add a freight surcharge dependent on current market conditions.

*LIAT product is shipped knocked down. Assembly in the field is required.

5. CARE AND MAINTENANCE: To maintain your LIAT product for years of use, please follow these care and maintenance guidelines:

Wood Care and Maintenance: Use a damp, lint free cotton cloth for general dusting. Work with the grain of the wood.

Laminate Tops: Laminates may be cleaned using a damp cloth and mild soap.

Marmoleum Tops: Marmoleum can be maintained by dry or wet maintenance systems. For detailed product specifications or maintenance information, contact Forbo Industries Support Services at 1-800-842-7839 or visit their website www.forbo-industries.com.

Metal Finishes: Mix a solution of liquid soap and warm water. Saturate a clean cloth with this mixture. Wipe down metal then dry completely.

Acrylic Products: Use only products specifically recommended for cleaning acrylic, or a mild solution of dish detergent and warm water. Do **NOT** use any cleaner containing ammonia to clean your acrylic products. Do **NOT** use a dry cloth or your hand to clean the acrylic - this will rub the dirt and dust into the acrylic and can scratch the surface.

Fabric Care: The ability to be cleaned will vary based on the type of fabric. For best results, a professional service is recommended. Dirt and crumbs may be gently brushed or vacuumed off. Spill should be wiped up immediately with a cloth. If upholstery has been protected with Scotchgard or Zepel, the coating should be re-applied yearly. Vinyl textiles can be cleaned with warm soapy water and then wiped down with a warm damp cloth.

6. CLAIMS. All shipments are delivered to the carrier in good condition and Company's liability ceases after acceptance by carrier. If shipment arrives short or damaged, the Customer must file a claim immediately with the carrier. In the event of concealed damage, notify carrier and request an immediate inspection. Keep all cartons and packing material. Failure to file claim within 15 days after receipt of Goods constitutes acceptance and a waiver of any such claims.

7. DISCLAIMER OF WARRANTIES: The express warranties below are the Company's sole warranties of its Goods, there are no understandings, agreements, representations, or warranties, express or implied (including any regarding the merchantability or fitness for a particular purpose), not specified herein, respecting the Goods. Except for those obligations of the Company identified in these Terms and Conditions, all risks related to the quality and performance of the Goods and responsibility for repair or service costs rests solely on the Customer. Company reserves the right to limit the applicable warranty to the Goods depending upon the division or catalogue through which said Goods were sold. Some states do not allow limitations on implied warranties, limitations on how long an implied warranty lasts, or the exclusion or limitation of incidental or consequential damages, so the above limitations may not apply to all Customers. This warranty gives the Customer specific legal rights, and each Customer may also have other rights which vary from state to state.

8. EXPRESS WARRANTIES: The express warranties of the Company are as follows:

LIAT, LLC

LIAT, LLC WARRANTS TO THE ORIGINAL PURCHASER THAT EACH CASEGOOD WILL BE FREE FROM DEFECTS IN WORKMANSHIP GIVEN NORMAL USE FOR A PERIOD OF TWENTY (20) YEARS OF SINGLE SHIFT SERVICE. LIAT WARRANTS THEIR SEATING PRODUCTS TO THE ORIGINAL PURCHASER THAT EACH PIECE OF FURNITURE WILL BE FREE FROM DEFECTS GIVEN NORMAL USE FOR FIVE (5) YEARS. LIAT, LLC WILL, AT ITS OPTION, REPAIR OR REPLACE ANY DEFECTIVE FURNITURE WITHIN THE TERMS OF THE WARRANTY. THIS WARRANTY DOES NOT APPLY TO DAMAGE RESULTING FROM ACCIDENT, ALTERATION, OR MISUSE. ALL LIAT ELECTRICAL COMPONENTS AND ACCESSORIES ARE WARRANTED TO THE EXTENT OF THE ORIGINAL MANUFACTURER.

Goods other than furniture are sold by Company to Customer without warranty.

9. ATTORNEYS' FEES: Customer shall be responsible for all expenses and costs in connection with the enforcement by Company of these Terms and Conditions and the costs of collection (including the fees of any collection agencies to whom the Customer's account may be referred), plus reasonable attorneys' fees (which attorneys' fees shall not be less than 25% of the amount due, unless a lower amount is specified by applicable law).

10. CANCELLATION: All cancellations must be made in writing. Administrative and/or labor charges may be incurred by the Customer depending upon the production stage of the order. Orders specifying special finish cannot be cancelled once finishing has begun. Cancellations cannot be accepted once final production has begun.

11. ORDER CHANGES: All changes to an order must be made in writing and are subject to Company's ability to conform. Administrative and/or labor charges may be incurred by the Customer depending upon the production stage of the order. Once final production has begun, no changes can be accepted.

12. REMEDIES: The remedies herein reserved shall be cumulative, and additional to any other or further remedies provided in law or equity. No waiver of a breach of any provision of these Terms and Conditions shall constitute waiver

of any other breach or of such provision.

13. INSOLVENCY: Company may forthwith cancel this order in the event of the happening of any of the following or any other comparable event: insolvency of the Customer, the filing of a voluntary petition in bankruptcy, the filing of any involuntary petition to have Customer declared bankrupt provided it is not vacated within thirty (30) days from the date of filing, the appointment of a receiver or trustee for Customer provided such appointment is not vacated within thirty (30) days from the date of such appointment, or the execution by Customer of an assignment for the benefit of creditors.

14. LIMITATION OF LIABILITY: The Company shall not under any circumstances be liable to the Customer, owner of the Goods or any third party for special, indirect, incidental, or consequential damages, including, without limitation, loss of profits or revenues, loss or damage to other property or equipment, cost of capital or of purchased or replacement goods, or expense, delay or inconvenience caused by or arising from the purchase, sale, use, repair or inability to use the Goods or by any performance or non-performance under, or breach of, these Terms and Conditions. The Company's sole liability for any defective Goods shall be its repair or its replacement pursuant to the Express Warranties set forth above, or if amended, as applicable at the time of manufacture or repair of the Goods. Some states do not allow the exclusion or limitation of incidental or consequential damages, so the above limitations or exclusion may not apply to all Customers. Any action resulting from any breach on the part of Company as to the Goods or services delivered hereunder must be commenced within one year after the cause of action has occurred.

15. RETURNS AND ALLOWANCES: Reasonable touch-up and deluxing is the dealer's responsibility. The Company will not make allowances for trip or delivery charges, but will only make allowance for actual work performed to correct manufacturing defects. Allowances may be authorized only by a Company officer. It is the responsibility of the field sales representatives to inspect any defective merchandise and make suggestions and recommendations as to the proper disposition. Field personnel cannot obligate or bind the Company by definite agreement, without final authorization by a Company officer. Company will not accept automatic charge backs which do not have prior authorization. All defects must be called to the Company's attention upon arrival at the Customer's "Ship To" destination. To initiate any type of claim or request for parts, it is imperative to have the model number or fabric number, which may be located on the tag attached to the frame of the unit. Authorization for return to the Company for any reason must be issued by the Company via a Return Goods Authorization. Any authorized returns not due to damage or defect will be assessed a 30% restocking charge and all return freight charges must be prepaid. Company will not issue credit allowances for any repairs without Company's prior consent. Under no circumstances shall the Company accept COD (Cash on Delivery) returns, and any such shipment will be refused.

16. SECURITY AGREEMENT: The Company may require and Customer shall grant a security interest in Goods sold pursuant to any credit the Company may extend to the Customer.

17. GOVERNING LAW: All disputes between the parties, whether or not arising out of these Terms and Conditions, will be governed by the laws of the State of North Carolina. Customer agrees to submit to the jurisdiction of and agrees all lawsuits relating to any disputes between the Customer and the Company will be brought only in a state court located in Iredell County, North Carolina or the United States District Court for the Southern District of North Carolina. THE CUSTOMER HEREBY WAIVES THE RIGHT TO A TRIAL BY JURY IN ANY ACTION, PROCEEDING, CLAIM, OR COUNTERCLAIM WHETHER IN CONTRACT OR TORT, AT LAW OR IN EQUITY, ARISING OUT OF OR RELATING IN ANY WAY TO THESE TERMS AND CONDITIONS AND ALL OTHER DISPUTES BETWEEN THE PARTIES.

18. MITIGATION: If the Company repossesses the Goods prior to payment by the Customer of all amounts due hereunder, the Company may sell the

Goods, AS IS, WHERE IS, free and clear of all rights of the Customer at either public or private sale, and apply the net proceeds (after deducting expenses of repossession and sale) to the obligation of Customer hereunder. The Customer shall remain liable for any deficiency. THE COMPANY MAY DISPOSE OF THE GOODS IN ANY COMMERCIALY REASONABLE PLACE AND MANNER AND THE CUSTOMER WAIVES ANY NOTICE OF TIME, PLACE AND MANNER OF SALE.

19. INTEGRATION: This order for Goods, including these Terms and Conditions, along with any Credit Application, Invoice, Statement, Dealer Contract, Acknowledgment, Bill of Lading (and any exhibits, addenda or amendments thereto) of which this order may be a part, constitutes the sole and complete agreement between the Company and the Customer with respect to the purchase of the Goods.

20. DIMENSIONS/SPECIFICATIONS/FINISHES: All dimensions are approximate and may vary due to the upholstery technique of each craftsman. If exact dimensions are required, it is necessary for the Customer to state such specifications with the order. Detailed specification sheets are available for each series of Goods, and Customer should consult the Company's Customer Service Department for these specification sheets. Company reserves the right to make changes in dimensions, style, or specifications if Company believes these changes will improve the Goods' quality or appearance. Company reserves the right to substitute hardwoods due to availability at production. Due to the natural characteristics of wood, environmental effects, and material upgrades, the Company cannot guarantee exact finish matches on existing Goods previously ordered from Company. If an exact match to Customer's existing Goods are required, it must be specified so that the proper procedures can be followed to ensure an acceptable finish. Company will accept no liability for the finish if this procedure is not followed. Company reserves the right to make changes in a finish formula if Company believes the change will improve the quality or appearance of Company's Goods.

21. ACKNOWLEDGEMENT: All orders will be acknowledged promptly, showing how the order was entered, the approximate shipping time and other pertinent information. It is the Customer's obligation to examine this acknowledgment carefully and notify Company immediately of any discrepancies. Every reasonable effort is made to ship as acknowledged, however, the acknowledged ship date is approximate. Company will generally ship within five (5) working days of the acknowledged ship date. If a firm ship date is necessary, Customer must inform Company at time of order and Company will make all reasonable efforts to meet each Customer's request. Acknowledged shipping dates are contingent upon the force majeure conditions contained in these Terms and Conditions.

22. COMPANY'S PERFORMANCE OF ITS OBLIGATIONS: The production and delivery of the Goods to the extent delayed or hindered or prevented from the performance by reason of natural disasters, acts of God, strikes, lockouts, labor troubles, inability to procure materials, casualties, failure of power, restrictive governmental laws or regulations, riots, insurrection, acts of terrorism, war or other reason of a like nature not the fault of the Company shall excuse for the period of the delay the Company's performance and the period for the performance shall be extended for a period equivalent to the period of such delay.

23. ANSI / BIFMA PERFORMANCE STANDARDS: All LIAT products meet and/or exceed applicable ANSI and BIFMA performance standards.

24. ENVIRONMENTAL HUMIDITY STATEMENT: Wood acclimates to its environment and will expand and contract with changes in the environment. It is the customers responsibility to ensure that the environment where any LIAT product is kept remains at a 45% - 55% humidity level. Any damage to the furniture resulting from improper humidity levels will void the warranty.

General Ordering Information Checklist

Use this checklist to be sure you have all of the necessary information to order your Retro unit.

☐ **Catalog Number**

Use our build guides to create your catalog number.

☐ **Laminate Selection**

Standard Wilsonart or Formica. Please specify manufacturer, color, finish and model number.

☐ **PVC Edge Band**

Please select from the PVC Edge Options Page.

☐ **Accessories**



Portico Teak
Wilsonart 8210K-28



Natural Oak
Formica 346-58




Beigewood
Wilsonart 7850-60



Kensington Maple
Wilsonart 10776-60



Bleached Legno
Formica 8845-58



Huntington Maple
Wilsonart 7039-60



River Cherry
Wilsonart 7937-60



Nepal Teak
Wilsonart 7209-60



Natural Teak
Formica 8849-58



Shaker Cherry
Wilsonart 7935-60



Windsor Mahogany
Wilsonart 7039-60



Amber Cherry
Wilsonart 7919-60



Montana Walnut
Wilsonart 7110-60



Glamour Cherry
Formica 6208-58




Versailles Anigre
Wilsonart 7923-60



Empire Mahogany
Wilsonart 7122-60



Asian Night
Wilsonart 7949K-18



Frosty White
Wilsonart 1573-60




Fashion Grey
Wilsonart D381-60



Crisp Linen
Wilsonart 4942-38



Classic Linen
Wilsonart 4943-38



Linen
Wilsonart D427-60




North Sea
Wilsonart D90-60



Satin Stainless
Wilsonart 4830K-18



Pewter Mesh
Wilsonart 4878-38



Black
Wilsonart 1595-60



Slate Grey
Wilsonart D91-60



Carbon Ev
Wilsonart 4820-60

NOTE: All options shown have a Laminate/PVC edge match available. Any standard Wilsonart or Formica laminates may be used. Premium laminates may incur an upcharge.

Non-Standard PVC Edge \$965 List (one time fee)**

**Based on standard pricing & 300' roll availability



Silver

Applicable Collections:

- Panther**
- Nash**
- Maker**
- Versailles**
- Translate**
- All Lounge Legs**



Black

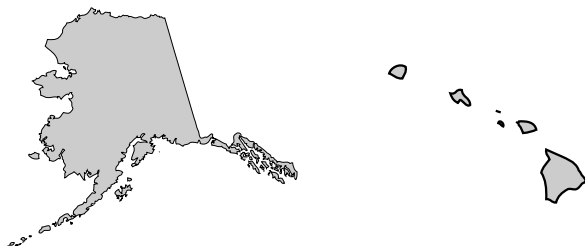
Applicable Collections:

- Panther**
- Nash**

The map of the USA is divided into three zones based on color and location. Zone 1, colored green, covers the Northeast, Midwest, and Southeast. Zone 2, colored grey, covers the West and parts of the Midwest and Northeast. Zone 3, colored dark grey, covers the Southwest and parts of the West. The Great Lakes are shown in light blue. Four labels with lines pointing to specific locations are present: 'Zone 3' in the Southwest, 'Zone 2' in the West, 'Zone 1' in the Midwest, and 'Zone 2' in the Northeast.

- Zone 3** orders less than \$10,000 list will have a freight minimum fee of **\$1,000** list, plus **15%** of list

Note. This system does not apply to our international customers or those living in Alaska and Hawaii, **freight must be quoted separately for these orders.**



***LIAT reserves the right to add a freight surcharge dependent on current market conditions.**

Use the following guide to **determine the delivered pricing** for your LIAT furniture product by **selecting your zone** from the map and reviewing the price changes for each zone. To **determine your list price**, add your prices from your selected furniture and then **add the shipping cost based on your designated zone**.

Size Changes

To order a special size product, use the price of the next largest size. If the special size is larger than what is shown, contact project management.

Catalog Number Changes

To order a modified product, add an “X” as a prefix to the catalog number. The “X” will signify that there has been a modification to ensure the product is engineered and manufactured correctly. LIAT may change the overall catalog number slightly to create a unique identifier as the quote/order goes through our in-house system.

Description Changes

When ordering a modified product, make sure to include all information pertaining to the modification in the description of the quote request / purchase order.

Approval Drawings

LIAT is always happy to send drawings for approval when requested by the customer. When modifications are made to product, LIAT requires approval drawings to be signed off prior to releasing an order to be manufactured.

LIAT Project Managers are here to assist you with any questions you may have.

● Level 1	Up to \$250 list	0-2 hours of engineering time	No significant manufacturing changes
● Level 2	Up to \$500 list	2-4 hours of engineering time	No significant manufacturing changes
● Level 3	Up to \$750 list	0-4 hours of engineering time	Slight manufacturing changes
● Level 4	Up to \$1,000 list	Significant engineering time	Slight manufacturing changes
● Level 5	\$1,000+ list	Significant engineering time	Significant manufacturing changes



Hanover
16



LaRue
22



Maker
42



Nash
55



Panther
67



Translate
80



Versailles
102

Order Information	17
Specifications	18
Conference Tables	19



Use this checklist to be sure you have all of the necessary information to place your order.

☐ **Catalog Number**

Use our build guides to create your catalog number.

☐ **Laminate Selection**

Standard Wilsonart or Formica. Please specify manufacturer, color, finish and model number.

☐ **PVC Edge Band**

See 8 for a complete list of standard LIAT PVC Edge Band options.

☐ **Metal Color Selection**

See 10 for a complete list of standard LIAT Metal Color options.

☐ **Accessories**

Tops

Table tops are constructed of 1-1/8" thick particle board core with a high pressure laminate on top and a backer sheet on the bottom. The edges are externally banded on all exposed sides a 3mm PVC band. Tables over 108" long will be constructed of a two piece top supported by three bases.

Flat Base

The bases are constructed of two 11 gauge vertical aluminum extruded columns bolted together by means of a 1/2" thick particle board bridge. Each column has inset grooves to allow panels to cross the span in a flat plane on either side with a cord drop provided in the middle of the base. Each column has an 8" x 8" leg plate that attaches to the top with (8) #14 x 3/4" self-tapping PPH screws.

V-Shaped Base

The bases are constructed of two 11 gauge vertical aluminum extruded columns bolted together by means of a 1/2" thick particle board bridge. Each column has inset grooves to allow panels to cross the span in a curved plane on either side with a cord drop provided in the middle of the base. Each column has an 8" x 8" leg plate that attaches to the top with (8) #14 x 3/4" self-tapping PPH screws.

Plastic Laminate Panels

The plastic laminate panel option is constructed of two vertical grade pieces of High Pressure Laminate fit between the vertical columns of the base.

Plain Metal Panels

The plain metal panel option is constructed of two plain 14 gauge powder coated steel panels fit between the vertical columns of the base.

Perforated Metal Panels

The perforated metal panel option is constructed of two perforated 14 gauge powder coated steel panels fit between the vertical columns of the base.

Adjustable Leveling Glides

3/8-16 x 3/4" long shank adjustable leveling glides come standard with all bases.

Electrical / Power

The standard built-in power upgrade options include cutouts for a grommet as well as M2X and E2X power units that provide various options for power outlets, data ports and USB charging. Grommets are included in the price of the table, but power units must be ordered separately. See the accessories for standard offerings, or contact project management to customize your desired size.

J-Wire Manager

All tables with a power upgrade are to come standard with one J-wire manager made of extruded plastic to hold wires. The J-wire manager is shipped loose and comes with double sided tape to assist with placement in the field. All J-wire managers must be installed with the included screws.

Part Number
Configurator

HN – **CN** – **1** **2** **3** – **4** – **5** **6**

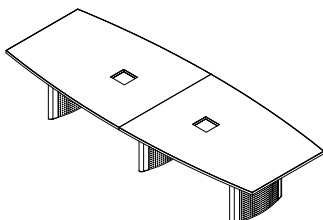
Required Selections

Component	Code	Description	42" Wide	48" Wide
1 Width	42	42" Wide Table	\$0	-
	48	48" Wide Table	-	\$0
	54	54" Wide Table	-	-
	60	60" Wide Table	-	-
2 Length	072	72" Long Table	\$4,593	\$4,603
	084	84" Long Table	\$4,756	\$4,770
	096	96" Long Table	\$4,932	\$4,942
	108	108" Long Table	\$5,104	\$5,114
	120	120" Long Table	\$7,147	\$7,209
	132	132" Long Table	\$7,381	\$7,434
	144	144" Long Table	\$7,606	\$7,629
Component	Code	Description	<=108" Long	>108" Long
3 Top Shape	A	Boat Top	\$0	\$0
4 Height	29	29" High Table	\$0	\$0
5 Base Shape	F	Flat Base	\$0	\$0
	V	V-Shaped Base	\$0	\$0
6 Panel Style	MN	Metal, Plain	\$0	\$0
	MP	Metal, Perforated	\$0	\$0
	PL	Plastic Laminate	\$0	\$0

Available Upgrades

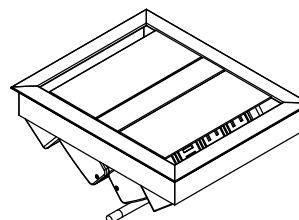
Component	Code	Description	<=108" Long	>108" Long
7 Power Cutouts	-1	(1) Power Cutout	\$0	-
	-2	(2) Power Cutouts	\$0	\$0
Component	Code	Description	1 Cutout	2 Cutouts
8 Power Unit	E2X	E2X Cutout	\$58	\$116
	M2X	M2X Cutout	\$58	\$116
	-Power unit(s) NOT included, must be ordered separately			
	G	Grommet	\$78	\$156
	-Grommet(s) included			

Quick Looks

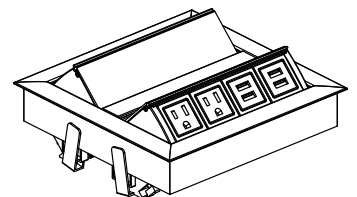


HN-CN-48144A-29-VMP-2M2X

Popular Accessories



LA-E2X4-220-C120-SA



LA-M2X4-220-C120-SA

Part Number
Configurator

HN – **CN** – **1** **2** **3** – **4** – **5** **6**

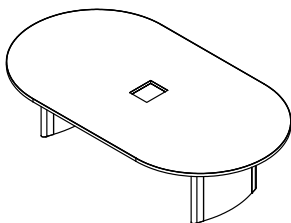
Required Selections

Component	Code	Description	42" Wide	48" Wide	54" Wide	60" Wide
1 Width	42	42" Wide Table	\$0	-	-	-
	48	48" Wide Table	-	\$0	-	-
	54	54" Wide Table	-	-	\$0	-
	60	60" Wide Table	-	-	-	\$0
2 Length	072	72" Long Table	\$4,264	\$4,364	\$4,464	\$4,569
	084	84" Long Table	\$4,383	\$4,503	\$4,627	\$4,741
	096	96" Long Table	\$4,512	\$4,646	\$4,779	\$4,918
	108	108" Long Table	\$4,655	\$4,918	\$5,080	\$5,090
	120	120" Long Table	\$6,718	\$6,861	\$7,066	\$7,209
	132	132" Long Table	\$6,861	\$7,004	\$7,209	\$7,410
	144	144" Long Table	\$6,942	\$7,147	\$7,353	\$7,553
Component	Code	Description	<=108" Long		>108" Long	
3 Top Shape	K	Racetrack	\$0		\$0	
4 Height	29	29" High Table	\$0		\$0	
5 Base Shape	F	Flat Base	\$0		\$0	
	V	V-Shaped Base	\$0		\$0	
6 Panel Style	MN	Metal, Plain	\$0		\$0	
	MP	Metal, Perforated	\$0		\$0	
	PL	Plastic Laminate	\$0		\$0	

Available Upgrades

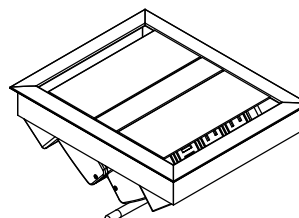
Component		Code	Description	<=108" Long	>108" Long
7	Power Cutouts	-1	(1) Power Cutout	\$0	-
		-2	(2) Power Cutouts	\$0	\$0
Component		Code	Description	1 Cutout	2 Cutouts
8	Power Unit	E2X	E2X Cutout	\$58	\$116
		M2X	M2X Cutout	\$58	\$116
		-Power unit(s) NOT included, must be ordered separately			
		G	Grommet	\$78	\$156
-Grommet(s) included					

Quick Looks

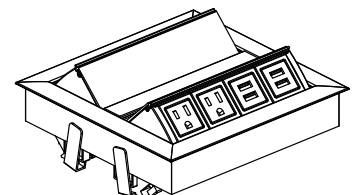


HN-CN-60108K-29-VPL-1M2X

Popular Accessories



LA-E2X4-220-C120-SA



LA-M2X4-220-C120-SA

Part Number
Configurator

HN – **CN** – **1** **2** **3** – **4** – **5** **6**

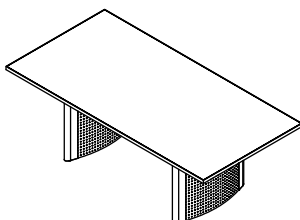
Required Selections

Component	Code	Description	42" Wide	48" Wide	54" Wide	60" Wide
1 Width	42	42" Wide Table	\$0	-	-	-
	48	48" Wide Table	-	\$0	-	-
	54	54" Wide Table	-	-	\$0	-
	60	60" Wide Table	-	-	-	\$0
2 Length	072	72" Long Table	\$4,154	\$4,254	\$4,359	\$4,460
	084	84" Long Table	\$4,293	\$4,393	\$4,531	\$4,636
	096	96" Long Table	\$4,407	\$4,541	\$4,670	\$4,808
	108	108" Long Table	\$4,550	\$4,679	\$4,846	\$4,980
	120	120" Long Table	\$6,618	\$6,756	\$6,961	\$7,104
	132	132" Long Table	\$6,756	\$6,899	\$7,104	\$7,310
	144	144" Long Table	\$6,828	\$7,033	\$7,248	\$7,453
Component	Code	Description	<=108" Long	>108" Long		
3 Top Shape	R	Rectangle	\$0	\$0		
4 Height	29	29" High Table	\$0	\$0		
5 Base Shape	F	Flat Base	\$0	\$0		
	V	V-Shaped Base	\$0	\$0		
6 Panel Style	MN	Metal, Plain	\$0	\$0		
	MP	Metal, Perforated	\$0	\$0		
	PL	Plastic Laminate	\$0	\$0		

Available Upgrades

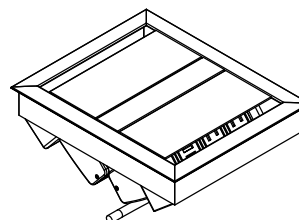
Component	Code	Description	<=108" Long	>108" Long
7 Power Cutouts	-1	(1) Power Cutout	\$0	-
	-2	(2) Power Cutouts	\$0	\$0
Component	Code	Description	1 Cutout	2 Cutouts
8 Power Unit	E2X	E2X Cutout	\$58	\$116
	M2X	M2X Cutout	\$58	\$116
		-Power unit(s) NOT included, must be ordered separately		
	G	Grommet	\$78	\$156
		-Grommet(s) included		

Quick Looks

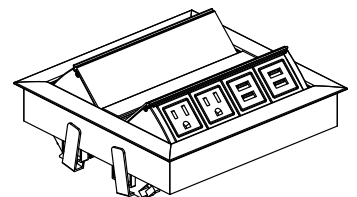


HN-CN-48096R-29-VMP

Popular Accessories



LA-E2X4-220-C120-SA



LA-M2X4-220-C120-SA

Order Information	23
Specifications	24
Shared Tables	29
Computer Tables	31
Carrels	35
Dens	37
Power Bars	41



Use this checklist to be sure you have all of the necessary information to place your order.

☐ **Catalog Number**

Use our build guides to create your catalog number.

☐ **Laminate Selection**

Standard Wilsonart or Formica. Please specify manufacturer, color, finish and model number.

☐ **PVC Edge Band**

See 8 for a complete list of standard LIAT PVC Edge Band options.

☐ **Accessories**

Tops

Table tops are constructed of 1" thick particle board core with a high pressure laminate on top and a backer sheet on the bottom. The edges are externally banded on all exposed sides with a 3mm PVC band.

Keels

Shared tables include two keels constructed of 1" thick particle board core with high pressure laminate on both faces, externally banded with a 3mm PVC band on the bottom side extending 8" down from the top and spaced 6" from one another. The keels attach to the end panels by means of Mod-eez clips and shoulder screws, and to the top by means of angle mounting brackets and screws.

Back Panel

The computer table back panel is constructed of 1" thick particle board core with high pressure laminate on both faces, externally banded with a 3mm PVC band on the bottom and top sides. The panel is captured on the inside of the end/intermediate panels and starts 13-1/2" above the ground, extending to the same height as the top. There is a 1-1/4" cord drop between the back of the top and the back panel. The back panel attaches to the end/intermediate panels by means of Mod-eez clips and shoulder screws. The back panels of double-faced units shall receive one pass-through grommet.

End/Intermediate Panel

The end and intermediate panels are constructed of 1" thick particle board core with high pressure laminate on both faces, externally banded with a 3mm PVC band on all sides. The panels protrude 1/8" above the work surface and attach to the top by means of a z-bar connector and screws. All intermediate panels include a pass-through grommet for wires. Each panel is fitted with two 1-1/4" diameter rubber cushioned adjustable leveling glides with a 15/16" stem.

Acrylic Divider

The acrylic divider extends from the top of the end and/or back panel(s), and the panel receives a 1/4" route to accept 1/4" thick clear acrylic panel, frosted on both sides and extends 12, 18 or 24" above the work surface.

Electrical / Power

The standard built-in power upgrade option is an all metal flush clamp mounted power and charging solution with 2 power and 2 USB 2.1A charging ports and 108" cord length, constructed with 12A, 120 VAC spill resistant receptacles. Power units are available in Silver Pearl (-PS), Gloss White (-PW) and Black Powder Coat (-PB) finishes.

Wire Management Tray

All computer tables include a wire management trough constructed of 1" thick particle board core with high pressure laminate on both faces, externally banded with a 3mm PVC band on the top edge. The trough attaches to the end panels by means of Mod-eez clips and shoulder screws at a 45 degree angle with house holes on either side. There should be at least 3" of space between the top and the trough for access to wires.

J-Wire Manager

All carrel and computer table products, as well as study tables with a power cutout, come standard with one J-wire manager made of extruded plastic to hold wires. The J-wire manager is shipped loose and comes with double sided tape to assist with placement in the field. All J-wire managers must be installed with the included screws.

Aluminum Reveals

All end panels are available with two 1/8" by 1/8" aluminum reveals running the width of the table. The reveals sit in an 1/8" wide x 1/16" deep route 6" above the bottom of the panel with 3" spacing.

Grain Pattern

Any wood grain laminate will run in the horizontal direction on the end and back panels. A vertical application will be limited to wood grain laminates available in a cross grain pattern and must be specified at the time of order.

Tops

Carrel tops are constructed of 1" thick particle board core with a high pressure laminate on top and a backer sheet on the bottom. The edges are externally banded on all exposed sides with a 3mm PVC band.

End/Intermediate Panel

The end and intermediate panels are constructed of 1" thick particle board core with high pressure laminate on both faces, externally banded with a 3mm PVC band on all sides. The panels attach to the top by means of a z-bar connector and screws. All intermediate panels include a pass-through grommet for wires. Each panel is fitted with two 1-1/4" diameter rubber cushioned adjustable leveling glides with a 15/16" stem.

Back Panel

The back panel is constructed of 1" thick particle board core with high pressure laminate on both faces, externally banded with a 3mm PVC band the top and bottom sides. There is a 1-1/4" cord drop between the back of the top and the back panel. The back panel attaches to the end/intermediate panels by means of Mod-eez clips and shoulder screws. Double-faced panels receive one pass-through grommet.

Shelf

The shelf is 9" deep and constructed of 1" thick particle board core with high pressure laminate on both faces, externally banded with a 3mm PVC band the front side. The shelf attaches to the end/intermediate panels by means of shoulder screws and Mod-eez clips, and are secured to the back panels with an embedded connector.

Valance

All top shelves receive a valance, which is constructed of 1" thick particle board core with high pressure laminate on both faces, externally banded with a 3mm PVC edge on the bottom edge. The valance extends 2-1/2" below the shelf, and is attached by means of (3) wood screws passing through the valance and into the shelf.

Electrical / Power

The standard built-in power upgrade option is an all metal flush clamp mounted power and charging solution with 2 power and 2 USB 2.1A charging ports and 108" cord length, constructed with 12A, 120 VAC spill resistant receptacles. Power units are available in Silver Pearl (-PS), Gloss White (-PW) and Black Powder Coat (-PB) finishes.

Aluminum Reveals

All end panels are available with two 1/8" by 1/8" aluminum reveals running the width of the table. The reveals sit in an 1/8" wide x 1/16" deep route 6" above the bottom of the panel with 3" spacing.

Grain Pattern

Any wood grain laminate will run in the horizontal direction on the end and back panels. A vertical application will be limited to wood grain laminates available in a cross grain pattern and must be specified at the time of order.

Tops

Den tops are constructed of 1" thick particle board core with a high pressure laminate on top and a backer sheet on the bottom. The edges are externally banded on all exposed sides with a 3mm PVC band.

End/Intermediate Panel

The end and intermediate panels are constructed of 1" thick particle board core with high pressure laminate on both faces, externally banded with a 3mm PVC band on all sides. The panels attach to the top by means of a z-bar connector and screws. All intermediate panels include a pass-through grommet for wires. Each panel is fitted with two 1-1/4" diameter rubber cushioned adjustable leveling glides with a 15/16" stem.

Back Panel

The back panel is constructed of 1" thick particle board core with high pressure laminate on both faces, externally banded with a 3mm PVC band the top and bottom sides. The back panel attaches to the end/intermediate panels by means of Mod-eez clips and shoulder screws, and to the top by means of a z-bar connector and screws. Double-faced panels receive one pass-through grommet.

Shelf

The shelf is 12" deep and constructed of 1" thick particle board core with high pressure laminate on both faces, externally banded with a 3mm PVC band the front side. The shelf attaches to the end/intermediate panels by means of z-bar connectors and screws.

Top Support

Single sided dens have a triangular top support constructed of 1" thick particle board core with high pressure laminate on both faces, externally banded with a 3mm PVC band the front side. The support attaches to the end/intermediate panels by means Mod-eez clips and shoulder screws, and to the top by means of z-bar connector and screws.

Disc Base

Double sided dens have a disc base that are constructed of a 4" x 16 gauge steel column attached to a round steel plate at the base that attaches to the column with (2) flathead machine screws from the bottom side. The column is welded to a 12" x 12" plate that attaches to the top with (12) #14 x 1" tapping PPH screws. The disc base includes leveling glides.

Electrical / Power

The standard built-in power upgrade option is an all metal flush clamp mounted power and charging solution with 2 power and 2 USB 2.1A charging ports and 108" cord length, constructed with 12A, 120 VAC spill resistant receptacles. Power units are available in Silver Pearl (-PS), Gloss White (-PW) and Black Powder Coat (-PB) finishes.

Aluminum Reveals

All end panels are available with two 1/8" by 1/8" aluminum reveals running the width of the table. The reveals sit in an 1/8" wide x 1/16" deep route 6" above the bottom of the panel with 3" spacing.

Grain Pattern

Any wood grain laminate will run in the horizontal direction on the end and back panels. A vertical application will be limited to wood grain laminates available in a cross grain pattern and must be specified at the time of order.

Tops

Power bar tops are constructed of 1" thick particle board core with a high pressure laminate on top and a backer sheet on the bottom. The edges are externally banded on all exposed sides with a 3mm PVC band.

Panel

The end and panels are constructed of 1" thick particle board core with high pressure laminate on both faces, externally banded with a 3mm PVC band on all exposed sides. The panels attach to the top by means of angle mounting brackets and screws. Each panel is fitted with two 1-1/4" diameter rubber cushioned adjustable leveling glides with a 15/16" stem.

Back Wall

The back wall is constructed of 1" thick particle board core panels with high pressure laminate on both faces, externally banded with a 3mm PVC band on all exposed sides. The back wall is 14-3/4" deep and attaches to the end panels by means of Mod-eez clips and shoulder screws and to the top by means of z-bar connectors and screws. The back wall includes a top cap and glides.

Electrical / Power

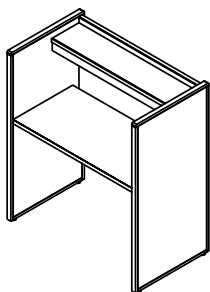
The standard built-in power upgrade option is an all metal flush clamp mounted power and charging solution with 2 power and 2 USB 2.1A charging ports and 108" cord length, constructed with 12A, 120 VAC spill resistant receptacles. Power units are available in Silver Pearl (-PS), Gloss White (-PW) and Black Powder Coat (-PB) finishes.

Aluminum Reveals

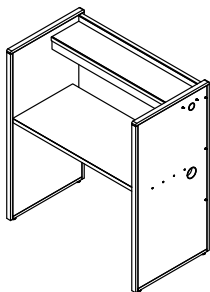
All end panels are available with two 1/8" by 1/8" aluminum reveals running the width of the table. The reveals sit in an 1/8" wide x 1/16" deep route 6" above the bottom of the panel with 3" spacing.

Grain Pattern

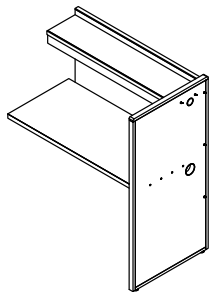
Any wood grain laminate will run in the horizontal direction on the end and back panels. A vertical application will be limited to wood grain laminates available in a cross grain pattern and must be specified at the time of order.



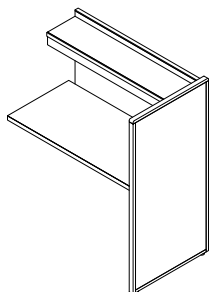
Island
Island units are stand-alone or free-standing, and come with two end panels.




Starter
*Starter units act as a starting point for a run of carrels, and come with one end panel and one intermediate panel. **All starters must be ordered with an end.***



Adder
*Adder units act as an extension for a run of carrels, and come with one intermediate panel. **All adders must be ordered with both a starter and an end unit. There is no limit to the amount of adders allowed in a given run.***



End
*End units act as an ending point for a run of carrels, and come with one end panel. **All ends must be ordered with a starter.***



Starter Adder End

Part Number
Configurator

LR – **ST** – **1** **2** – **3**

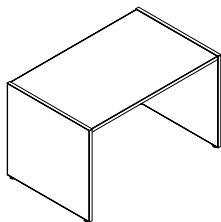
Required Selections

Component	Code	Description	30" Wide	36" Wide	42" Wide	48" Wide
1 Width	30	30" Wide Unit	\$0	-	-	-
	36	36" Wide Unit	-	\$0	-	-
	42	42" Wide Unit	-	-	\$0	-
	48	48" Wide Unit	-	-	-	\$0
2 Length	36	36" Long Unit	\$1,844	\$1,866	\$1,892	\$1,914
	42	42" Long Unit	\$1,866	\$1,892	\$1,914	\$1,935
	48	48" Long Unit	\$1,892	\$1,914	\$1,935	\$1,957
	60	60" Long Unit	\$1,935	\$1,957	\$1,983	\$2,005
	66	66" Long Unit	\$1,957	\$1,983	\$2,005	\$2,026
	72	72" Long Unit	\$1,983	\$2,005	\$2,026	\$2,048
	78	78" Long Unit	\$2,460	\$2,495	\$2,525	\$2,555
	84	84" Long Unit	\$2,563	\$2,593	\$2,627	\$2,657
	90	90" Long Unit	\$2,618	\$2,648	\$2,678	\$2,713
3 Height	25	25" High Unit	\$0	\$0	\$0	\$0
	27	27" High Unit	\$0	\$0	\$0	\$0
	29	29" High Unit	\$0	\$0	\$0	\$0
	36	36" High Unit	\$906	\$906	\$906	\$906
	42	42" High Unit	\$906	\$906	\$906	\$906

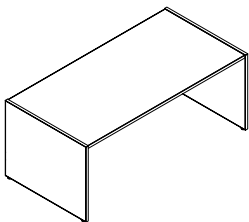
Available Upgrades

Component	Code	Description	30" Wide	36" Wide	42" Wide	48" Wide
4 Reveals	-ARV	Aluminum Reveals	\$324	\$324	\$324	\$324
5 Power	-1P	1 Cove Power Unit	\$412	\$412	\$412	\$412
	-2P	2 Cove Power Units	\$824	\$824	\$824	\$824
-2 Power / 2 USB charging unit included with 108" Cord						
6 Power Color	S	Silver	\$0	\$0	\$0	\$0
	B	Black	\$0	\$0	\$0	\$0
	W	White	\$0	\$0	\$0	\$0

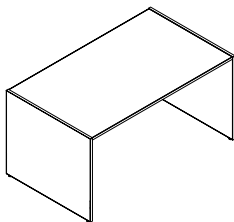
Quick Looks



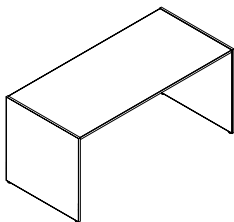
LR-ST-3048-29



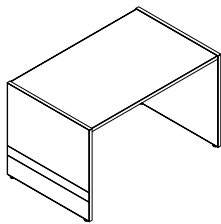
LR-ST-3672-29



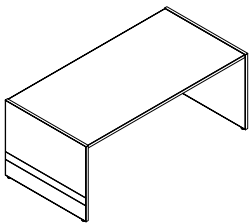
LR-ST-4272-36



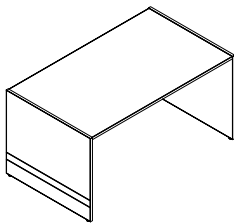
LR-ST-4290-42



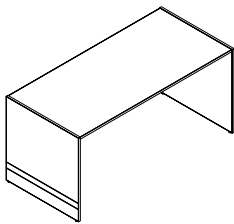
LR-ST-3048-29-ARV



LR-ST-3672-29-ARV

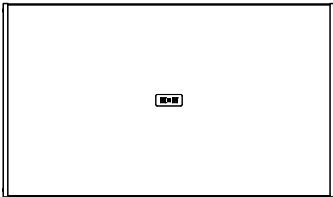


LR-ST-4272-36-ARV

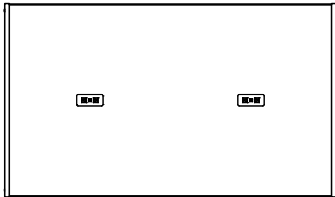


LR-ST-4290-42-ARV

Power Locations

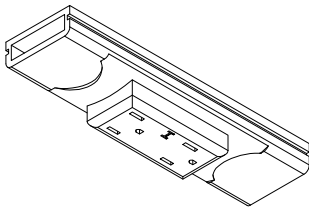


One Power Unit

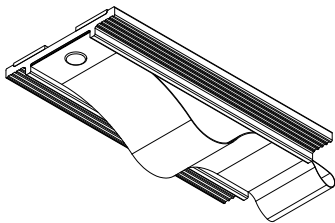


Two Power Units

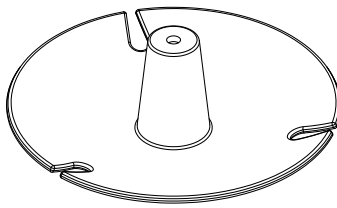
Popular Accessories



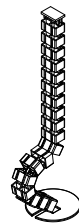
4TRAC



LA-WM7



LA-WM24-90M



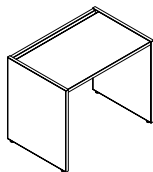
LA-WM16

Part Number
Configurator

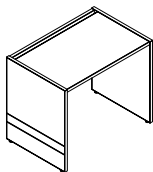
LR – **CT** – **1** – **2** – **3** – **4**

Required Selections								
Component	Code	Description	30" Long	36" Long	42" Long	60" Long	66" Long	72" Long
1 Width	21	21" Wide Unit	\$1,155	\$1,179	\$1,207	\$2,020	\$2,044	\$2,072
	24	24" Wide Unit	\$1,172	\$1,201	\$1,225	\$2,037	\$2,066	\$2,090
2 Length	30	30" Long Unit	\$0	-	-	-	-	-
	36	36" Long Unit	-	\$0	-	-	-	-
	42	42" Long Unit	-	-	\$0	-	-	-
	60	60" Long Unit	-	-	-	\$0	-	-
	66	66" Long Unit	-	-	-	-	\$0	-
	72	72" Long Unit	-	-	-	-	-	\$0
3 Height	25	25" High Unit	\$0	\$0	\$0	\$0	\$0	\$0
	27	27" High Unit	\$0	\$0	\$0	\$0	\$0	\$0
	29	29" High Unit	\$0	\$0	\$0	\$0	\$0	\$0
	36	36" High Unit	\$906	\$906	\$906	\$906	\$906	\$906
	42	42" High Unit	\$906	\$906	\$906	\$906	\$906	\$906
4 Unit Type	I	Island	\$453	\$453	\$453	\$453	\$453	\$453
	S	Starter	\$453	\$453	\$453	\$453	\$453	\$453
	A	Adder	\$0	\$0	\$0	\$0	\$0	\$0
	E	End	\$0	\$0	\$0	\$0	\$0	\$0
Available Upgrades								
Component	Code	Description	30" Long	36" Long	42" Long	60" Long	66" Long	72" Long
5 Reveals	-ARV	Aluminum Reveals	\$324	\$324	\$324	\$324	\$324	\$324
6 Acrylic Divider	-ADN	Dvider, No Returns	\$284	\$301	\$318	\$365	\$377	\$390
	Adders & Ends -ADR	Divider, w/ Returns	\$568	\$585	\$602	\$649	\$661	\$674
	Islands & Starters -ADR	Divider, w/ Returns	\$852	\$869	\$886	\$933	\$945	\$958
7 Divider Height (No Returns)	12	12" High Divider	\$0	\$0	\$0	\$0	\$0	\$0
	18	18" High Divider	\$229	\$254	\$284	\$364	\$390	\$419
	24	24" High Divider	\$288	\$313	\$347	\$436	\$462	\$496
8 Divider Height (W/ Returns)	12	12" High Divider	\$0	\$0	\$0	\$0	\$0	\$0
	18	18" High Divider	\$513	\$538	\$568	\$648	\$674	\$703
	24	24" High Divider	\$856	\$881	\$915	\$1,004	\$1,030	\$1,064
9 Power	-PS	Cove - Silver	\$412	\$412	\$412	\$412	\$412	\$412
	-PB	Cove - Black	\$412	\$412	\$412	\$412	\$412	\$412
	-PW	Cove - White	\$412	\$412	\$412	\$412	\$412	\$412
-2 Power / 2 USB charging unit included with 108" Cord								

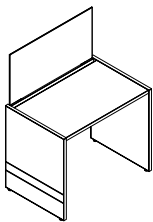
Quick Looks



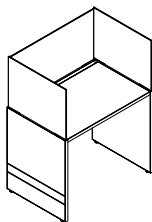
LR-CT-2436S-29-I



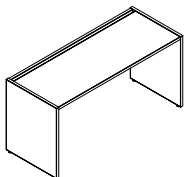
LR-CT-2436S-29-I-ARV



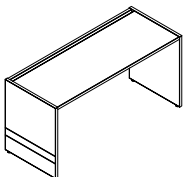
LR-CT-2436S-29-I-ARV-ADN18



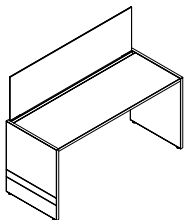
LR-CT-2436S-29-I-ARV-ADR18



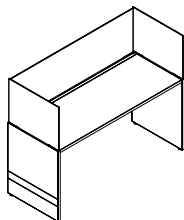
LR-CT-2460S-29-I



LR-CT-2460S-29-I-ARV



LR-CT-2460S-29-I-ARV-ADN18

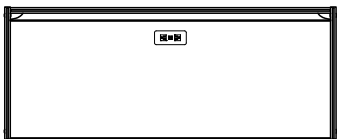


LR-CT-2460S-29-I-ARV-ADR18

Power Locations

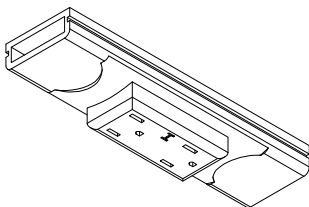


Less than 60" Long

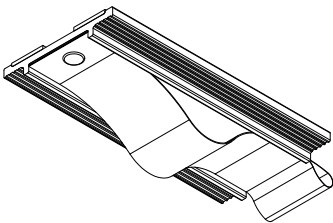


60" Long and Over

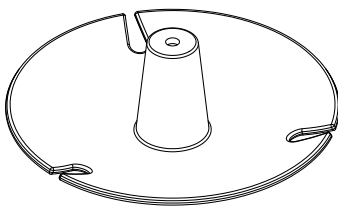
Popular Accessories



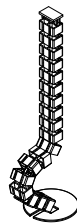
4TRAC



LA-WM7



LA-WM24-90M



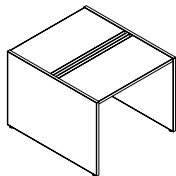
LA-WM16

Part Number
Configurator

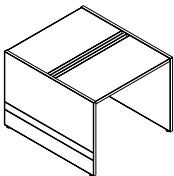
LR – **CT** – **1** – **2** – **3** – **4**

Required Selections								
Component	Code	Description	30" Long	36" Long	42" Long	60" Long	66" Long	72" Long
1 Width	42	42" Wide Unit	\$2,063	\$2,094	\$2,125	\$3,051	\$3,082	\$3,117
	48	48" Wide Unit	\$2,085	\$2,116	\$2,146	\$3,073	\$3,108	\$3,139
2 Length	30	30" Long Unit	\$0	-	-	-	-	-
	36	36" Long Unit	-	\$0	-	-	-	-
	42	42" Long Unit	-	-	\$0	-	-	-
	60	60" Long Unit	-	-	-	\$0	-	-
	66	66" Long Unit	-	-	-	-	\$0	-
	72	72" Long Unit	-	-	-	-	-	\$0
3 Height	25	25" High Unit	\$0	\$0	\$0	\$0	\$0	\$0
	27	27" High Unit	\$0	\$0	\$0	\$0	\$0	\$0
	29	29" High Unit	\$0	\$0	\$0	\$0	\$0	\$0
	36	36" High Unit	\$906	\$906	\$906	\$906	\$906	\$906
	42	42" High Unit	\$906	\$906	\$906	\$906	\$906	\$906
4 Unit Type	I	Island	\$453	\$453	\$453	\$453	\$453	\$453
	S	Starter	\$453	\$453	\$453	\$453	\$453	\$453
	A	Adder	\$0	\$0	\$0	\$0	\$0	\$0
	E	End	\$0	\$0	\$0	\$0	\$0	\$0
Available Upgrades								
Component	Code	Description	30" Long	36" Long	42" Long	60" Long	66" Long	72" Long
5 Reveals	-ARV	Aluminum Reveals	\$324	\$324	\$324	\$324	\$324	\$324
6 Acrylic Divider	-ADN	Dvider, No Returns	\$284	\$301	\$318	\$365	\$377	\$390
	Adders & Ends -ADR	Divider, w/ Returns	\$649	\$666	\$683	\$730	\$742	\$755
	Islands & Starters -ADR	Divider, w/ Returns	\$1,014	\$1,031	\$1,048	\$1,095	\$1,107	\$1,120
7 Divider Height (No Returns)	12	12" High Divider	\$0	\$0	\$0	\$0	\$0	\$0
	18	18" High Divider	\$229	\$254	\$284	\$364	\$390	\$419
	24	24" High Divider	\$288	\$313	\$347	\$436	\$462	\$496
8 Divider Height (W/ Returns)	12	12" High Divider	\$0	\$0	\$0	\$0	\$0	\$0
	18	18" High Divider	\$756	\$781	\$811	\$891	\$917	\$946
	24	24" High Divider	\$1,180	\$1,205	\$1,239	\$1,328	\$1,354	\$1,388
9 Power	-PS	Cove - Silver	\$824	\$824	\$824	\$824	\$824	\$824
	-PB	Cove - Black	\$824	\$824	\$824	\$824	\$824	\$824
	-PW	Cove - White	\$824	\$824	\$824	\$824	\$824	\$824
-2 Power / 2 USB charging unit included with 108" Cord								

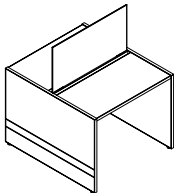
Quick Looks



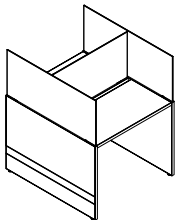
LR-CT-4236S-29-I



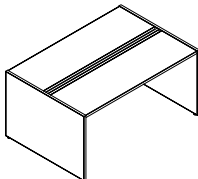
LR-CT-4236S-29-I-ARV



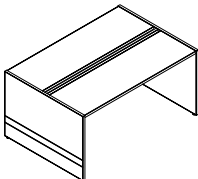
LR-CT-4236S-29-I-ARV-ADN18



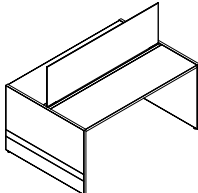
LR-CT-4236S-29-I-ARV-ADR18



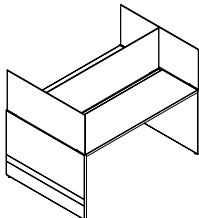
LR-CT-4260S-29-I



LR-CT-4260S-29-I-ARV

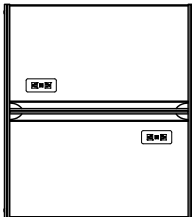


LR-CT-4260S-29-I-ARV-ADN18

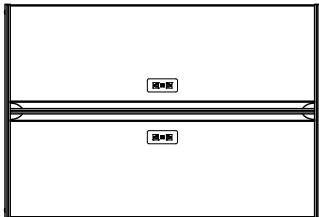


LR-CT-4260S-29-I-ARV-ADR18

Power Locations

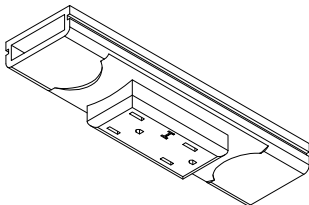


Less than 60" Long

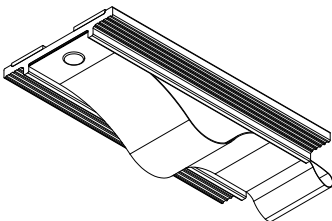


60" Long and Over

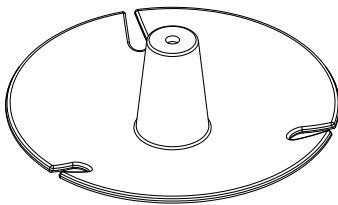
Popular Accessories



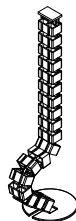
4TRAC



LA-WM7



LA-WM24-90M



LA-WM16

Part Number
Configurator

LR – **CA** – **1** **2** – **3** **4** – **5** – **6**

Required Selections

Component	Code	Description	21" Wide	24" Wide
1 Width	21	21" Wide Unit	\$0	-
	24	24" Wide Unit	-	\$0
2 Length	36	36" Long Unit	\$1,931	\$2,050
	42	42" Long Unit	\$2,059	\$2,173
3 Carrel Height	48	48" High Carrel	\$0	\$0
4 Top Height	27	27" High Top	\$0	\$0
	29	29" High Unit	\$0	\$0
	32	32" High Unit	\$0	\$0
	39	39" High Unit	\$0	\$0
5 Unit Type	I	Island	\$453	\$453
	S	Starter	\$453	\$453
	A	Adder	\$0	\$0
	E	End	\$0	\$0
Component	Code	Description	36" Long	42" Long
6 Shelf	BS	Bottom Shelf	\$0	\$0
	TS	Top Shelf	\$0	\$0

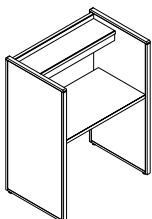
-Top shelf not available on 39" high units

Available Upgrades

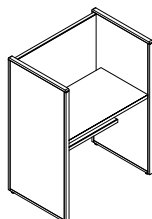
Component	Code	Description	24" Wide	30" Wide
7 Reveals	-ARV	Aluminum Reveals	\$324	\$324
8 Power	-PS	Cove - Silver	\$412	\$412
	-PB	Cove - Black	\$412	\$412
	-PW	Cove - White	\$412	\$412
	-2 Power / 2 USB charging unit included with 108" Cord			
9 Top Height Adapter	-HA27	Adapt to 27"	\$0	\$0
	-HA29	Adapt to 29"	\$0	\$0
	-HA32	Adapt to 32"	\$0	\$0
	-HA39	Adapt to 39"	\$0	\$0
10 Shelf Adapter	-Height adapters only available on Starter and Adder units			
	-SAB	Shelf Adapt to Bottom Shelf	\$0	\$0
	-SAT	Shelf Adapt to Top Shelf	\$0	\$0

-Shelf adapters only available on Starter and Adder units, -Top Shelf Adapter not available with 39" Height Adapter

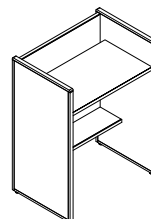
Quick Looks




LR-CA-2436-4829-I-TS



LR-CA-2436-4829-I-BS



LR-CA-2436-4839-I-BS



LA-PERNO-24L

Popular Accessories

Part Number
Configurator

LR – CA – **1** **2** – **3** **4** – **5** – **6**

Required Selections

Component	Code	Description	42" Wide	48" Wide
1 Width	42	42" Wide Unit	\$0	-
	48	48" Wide Unit	-	\$0
2 Length	36	36" Long Unit	\$2,945	\$3,021
	42	42" Long Unit	\$3,034	\$3,112
3 Carrel Height	48	48" High Carrel	\$0	\$0
4 Top Height	27	27" High Top	\$0	\$0
	29	29" High Unit	\$0	\$0
	32	32" High Unit	\$0	\$0
	39	39" High Unit	\$0	\$0
5 Unit Type	I	Island	\$453	\$453
	S	Starter	\$453	\$453
	A	Adder	\$0	\$0
	E	End	\$0	\$0
Component	Code	Description	36" Long	42" Long
6 Shelf	BS	Bottom Shelf	\$0	\$0
	TS	Top Shelf	\$0	\$0

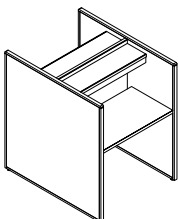
-Top shelf not available on 39" high units

Available Upgrades

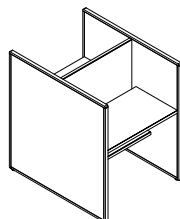
Component	Code	Description	48" Wide	60" Wide
7 Reveals	-ARV	Aluminum Reveals	\$324	\$324
8 Power	-PS	Cove - Silver	\$824	\$824
	-PB	Cove - Black	\$824	\$824
	-PW	Cove - White	\$824	\$824
-2 Power / 2 USB charging unit included with 108" Cord				
9 Top Height Adapter	-HA27	Adapt to 27"	\$0	\$0
	-HA29	Adapt to 29"	\$0	\$0
	-HA32	Adapt to 32"	\$0	\$0
	-HA39	Adapt to 39"	\$0	\$0
-Height adapters only available on Starter and Adder units				
10 Shelf Adapter	-SAB	Shelf Adapt to Bottom Shelf	\$0	\$0
	-SAT	Shelf Adapt to Top Shelf	\$0	\$0

-Shelf adapters only available on Starter and Adder units, -Top Shelf Adapter not available with 39" Height Adapter

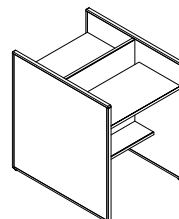
Quick Looks




LR-CA-4836-4829-I-TS



LR-CA-4836-4829-I-BS



LR-CA-4836-4839-I-BS



LA-PERNO-24L

Popular Accessories

Part Number
Configurator

LR – **DN** – **1** – **2** – **3** – **4** – **5** – **6**

Required Selections

Component	Code	Description	21" Wide	24" Wide
1 Top Width	21	21" Wide Top	\$0	-
	24	24" Wide Top	-	\$0
2 Top Length	42	42" Long Top	\$2,406	\$2,523
3 Panel Height	36	36" High Panel	\$0	\$0
	42	42" High Panel	\$0	\$0
	48	48" High Panel	\$0	\$0
4 Unit Type	I	Island	\$453	\$453
	S	Starter	\$453	\$453
	A	Adder	\$0	\$0
	E	End	\$0	\$0
5 Top Location	TLF	Top, Left Side Facing	\$0	\$0
	TRF	Top, Right Side Facing	\$0	\$0
6 Next Top	NTC	Next Top Connected	\$0	\$0
	NTN	Next Top NOT Connected	\$0	\$0

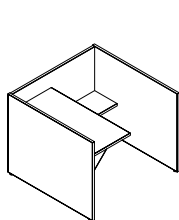
- Only applicable for Starter/Adder Units

Available Upgrades

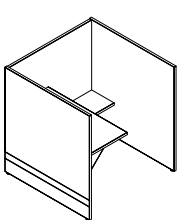
Component	Code	Description	21" Wide	24" Wide
7 Reveals	-ARV	Aluminum Reveals	\$324	\$324
8a Acylic Divider (No Returns)	-ADN12	Divider, No Returns, 12" High	\$318	\$318
	-ADN18	Divider, No Returns, 18" High	\$568	\$568
	-ADN24	Divider, No Returns, 24" High	\$631	\$631
8b Acylic Divider (W/ Returns)	-ADR12	Divider, w/ Returns, 12" High	\$954	\$954
	-ADR18	Divider, w/ Returns, 18" High	\$1,704	\$1,704
	-ADR24	Divider, w/ Returns, 24" High	\$1,893	\$1,893
8c Acylic Divider (Returns Only)	-ADO12	Divider, Only Returns, 12" High	\$636	\$636
	-ADO18	Divider, Only Returns, 18" High	\$1,136	\$1,136
	-ADO24	Divider, Only Returns, 24" High	\$1,262	\$1,262
9 Power	-PS	Cove - Silver	\$709	\$709
	-PB	Cove - Black	\$709	\$709
	-PW	Cove - White	\$709	\$709

-2 Power / 2 USB charging unit included with 108" Cord (Includes Wire Chase)

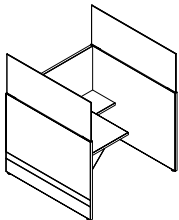
Quick Looks



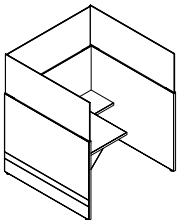
LR-DN-2142-36-I-TLF



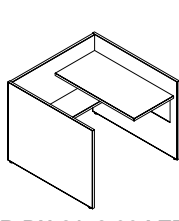
LR-DN-2142-48-I-TLF-ARV



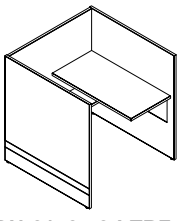
LR-DN-2142-36-I-TLF-ARV-ADO18



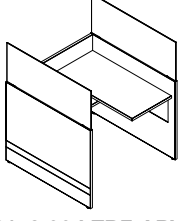
LR-DN-2142-36-I-TLF-ARV-ADR18



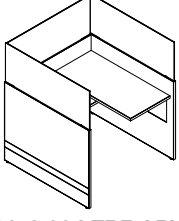
LR-DN-2142-36-I-TRF



LR-DN-2142-48-I-TRF-ARV

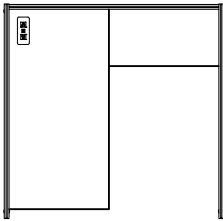


LR-DN-2142-36-I-TRF-ARV-ADO18

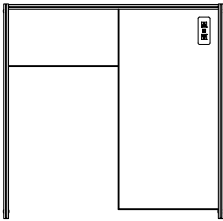


LR-DN-2142-36-I-TRF-ARV-ADR18

Power Locations

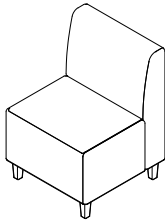


Top Left Side Facing

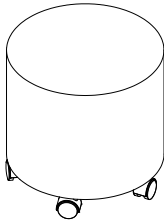


Top Right Side Facing

Works With

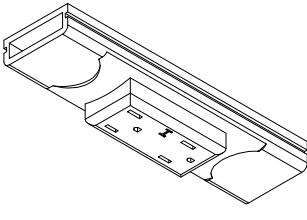


Tahoe

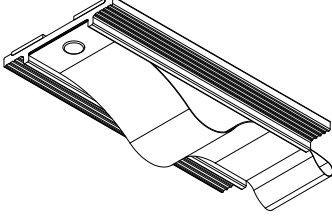


Belmont

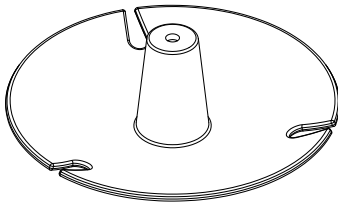
Popular Accessories



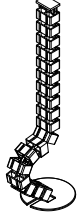
4TRAC



LA-WM7



LA-WM24-90M



LA-WM16

Part Number
Configurator

LR – **DN** – **1** – **2** – **3** – **4** – **5** – **6**

Required Selections

Component	Code	Description	30" Wide	36" Wide
1 Top Width	30	30" Wide Top	\$0	-
	36	36" Wide Top	-	\$0
2 Top Length	42	42" Long Top	\$4,635	\$4,751
3 Panel Height	36	36" High Panel	\$0	\$0
	42	42" High Panel	\$0	\$0
	48	48" High Panel	\$0	\$0
4 Unit Type	I	Island	\$453	\$453
	S	Starter	\$453	\$453
	A	Adder	\$0	\$0
	E	End	\$0	\$0
5 Top Style	TCS	Top Center, Squared	\$0	\$0
	TCR	Top Center, Rounded	\$297	\$297
6 Next Top	NTC	Next Top Connected	\$0	\$0
	NTN	Next Top NOT Connected	\$0	\$0

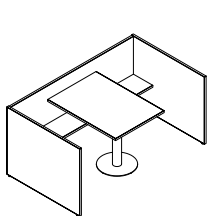
- Only applicable for Starter/Adder Units

Available Upgrades

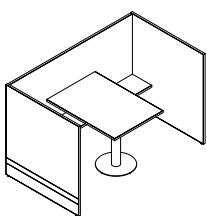
Component	Code	Description	30" Wide	36" Wide
7 Reveals	-ARV	Aluminum Reveals	\$324	\$324
8a Acylic Divider (No Returns)	-ADN12	Divider, No Returns, 12" High	\$466	\$466
	-ADN18	Divider, No Returns, 18" High	\$843	\$843
	-ADN24	Divider, No Returns, 24" High	\$932	\$932
8b Acylic Divider (W/ Returns)	-ADR12	Divider, w/ Returns, 12" High	\$1,102	\$1,102
	-ADR18	Divider, w/ Returns, 18" High	\$1,979	\$1,979
	-ADR24	Divider, w/ Returns, 24" High	\$2,194	\$2,194
8c Acylic Divider (Returns Only)	-ADO12	Divider, Only Returns, 12" High	\$636	\$636
	-ADO18	Divider, Only Returns, 18" High	\$1,136	\$1,136
	-ADO24	Divider, Only Returns, 24" High	\$1,262	\$1,262
9 Power	-PS	Cove - Silver	\$709	\$709
	-PB	Cove - Black	\$709	\$709
	-PW	Cove - White	\$709	\$709

-2 Power / 2 USB charging unit included with 108" Cord (Includes Wire Chase)

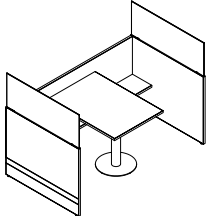
Quick Looks



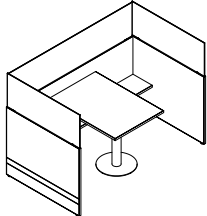
LR-DN-3042-36-I-TCS



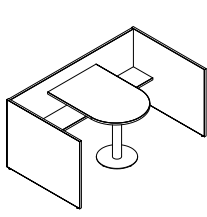
LR-DN-3042-48-I-TCS-ARV



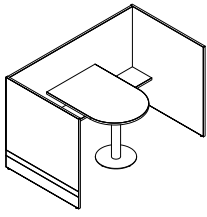
LR-DN-3042-48-I-TCS-ARV-ADO18



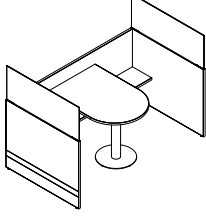
LR-DN-3042-48-I-TCS-ARV-ADR18



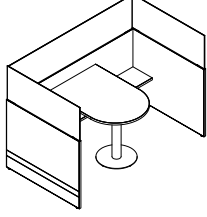
LR-DN-3042-36-I-TCR



LR-DN-3042-48-I-TCR-ARV

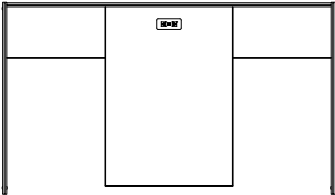


LR-DN-3042-48-I-TCR-ARV-ADO18



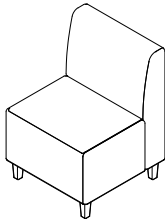
LR-DN-3042-48-I-TCR-ARV-ADR18

Power Locations

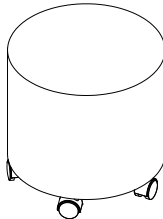


Top Centered

Works With

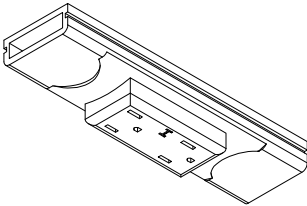


Tahoe

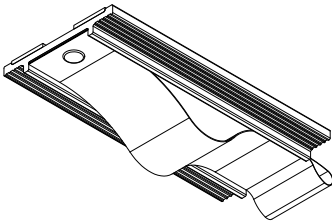


Belmont

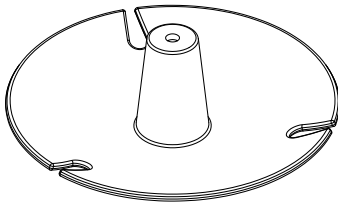
Popular Accessories



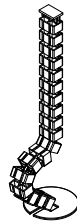
4TRAC



LA-WM7



LA-WM24-90M



LA-WM16

Part Number
Configurator

LR – **PB** – **1** – **2** – **3** – **4**

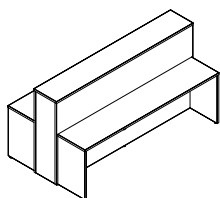
Required Selections

Component	Code	Description	60" Long	66" Long	72" Long	78" Long	84" Long	90" Long
1 Top Depth	18	18" Wide Unit	\$3,582	\$3,637	\$3,812	\$3,986	\$4,028	\$4,075
	21	21" Wide Unit	\$3,628	\$3,689	\$3,861	\$4,033	\$4,080	\$4,126
2 Length	60	60" Long Unit	\$0	-	-	-	-	-
	66	66" Long Unit	-	\$0	-	-	-	-
	72	72" Long Unit	-	-	\$0	-	-	-
	78	78" Long Unit	-	-	-	\$0	-	-
	84	84" Long Unit	-	-	-	-	\$0	-
	90	90" Long Unit	-	-	-	-	-	\$0
3 Top Height	29	29" High Unit	\$0	\$0	\$0	\$0	\$0	\$0
	36	36" High Unit	\$0	\$0	\$0	\$0	\$0	\$0
	42	42" High Unit	\$0	\$0	\$0	\$0	\$0	\$0
4 Work Surface	SF	Single Face	\$0	\$0	\$0	\$0	\$0	\$0
	DF	Double Face	\$881	\$881	\$881	\$881	\$881	\$881

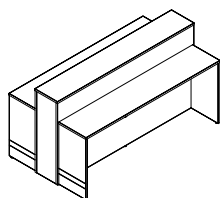
Available Upgrades

Component		Code	Description	60" Long	66" Long	72" Long	78" Long	84" Long	90" Long
5	Reveals	-ARV	Aluminum Reveals	\$324	\$324	\$324	\$324	\$324	\$324
6	Acylic Divider	-AD12	Divider, 12" High	\$365	\$377	\$390	\$390	\$390	\$390
		-AD18	Divider, 18" High	\$648	\$674	\$703	\$703	\$703	\$703
		-AD24	Divider, 24" High	\$720	\$746	\$780	\$780	\$780	\$780
Component		Code	Description	SF	DF				
7	Power	-1P	1 Cove Power Unit	\$412	\$824				
		-2P	2 Cove Power Units	\$824	\$1,648				
		-3P	3 Cove Power Units	\$1,236	\$2,472				
-2 Power / 2 USB charging unit included with 108" Cord									
8	Power Color	S	Silver	\$0	\$0				
		B	Black	\$0	\$0				
		W	White	\$0	\$0				

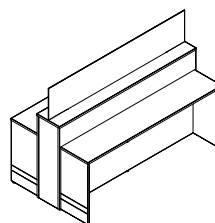
Quick Looks



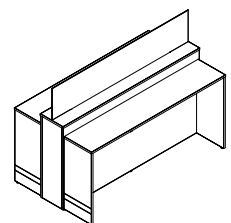
LR-PB-1890-29-DF



LR-PB-1890-36-DF-ARV



LR-PB-1890-36-DF-ARV-AD18



LR-PB-1890-42-DF-ARV-AD18

Maker

Price List

Effective 11/1/2022

Order Information	43
Specifications	44
Shared Tables	46
Work Tables	47
Accessories	49
Typicals	53



LIATfurniture.com

694 North Main Street · Troutman, NC 28166
TF 888 440 8205



Use this checklist to be sure you have all of the necessary information to place your order.

☐ **Catalog Number**

Use our build guides to create your catalog number.

☐ **Wood Species**

Maple or Oak.

☐ **Wood Finish**

See 8 for a complete list of standard LIAT Wood Finishes.

☐ **Wood Edge Profile**

☐ **Laminate Selection** ***Laminate tops only***

Standard Wilsonart or Formica. Please specify manufacturer, color, finish and model number.

☐ **PVC Edge Band** ***PVC banded tops only***

See 8 for a complete list of standard LIAT PVC Edge Band options.

☐ **Metal Color Selection**

See 10 for a complete list of standard LIAT Metal Color options. (NOTE: Silver is the standard Maker metal color; other colors may be an upcharge with an extended lead time. Contact project management for more information.)



Accessories

Environmental Humidity Statement

Wood acclimates to its environment and will expand and contract with changes in the environment. It is the customers responsibility to ensure that the environment where any LIAT product is kept remains at a 45% - 55% humidity level. Any damage to the furniture resulting from improper humidity levels will void the warranty.

Glued-Up Solid Tops

Glued-Up solid tops are constructed of 1-1/4" thick solid maple with grade A 1 face and 4 edges with sound backs, glued up with 2-1/2" to 4" wide continuous staves with the grain running the length of the table. All edges are eased. Tables 60" in length and longer will receive a 14 gauge channeled stress bar for added support.

Laminate with PVC Edge Tops

Table tops are constructed of 1-1/8" thick particle board core with a high pressure laminate on top and a backer sheet on the bottom. The edges are externally banded on all sides with a flush 3mm PVC band. Tables 60" in length and longer will receive a 14 gauge channeled stress bar for added support.

Legs

The legs are constructed of 2" square 14 gauge steel welded to a 1/4" thick steel mounting plate and support gusset. The leg plate attaches to metal inserts in the top with (6) 5/16-18 x 1" hex head bolts and lock washers. The legs are powder coated.

Frames

The frames are constructed of 2" square 14 gauge steel welded to 1/4" thick steel mounting plates and two 2" square 4 gauge horizontal cross bars. Each leg plate attaches to metal inserts in the top with (6) 5/16-18 x 1" hex head bolts and lock washers. The frames are powder coated.

Stretchers

The stretchers are constructed of 2" square 14 gauge steel welded to 1/4" thick steel mounting plates. The mounting plates attach to the end frames with (8) 1/4-20 x 5/8" PPH machine screws and lock washers. The stretchers are powder coated.

Shelves / Modesty Panels

The shelves & modesty panels are constructed of bent 14 gauge sheet steel. The mounting plates attach to the end frames with (8) 1/4-20 x 5/8" PPH machine screws and lock washers. The shelves and modesty panels are powder coated.

Glides

Each leg includes a 1-1/4" diameter rubber cushioned adjustable leveling glide with a 15/16" stem.

Casters

Mobile legs include a 3" diameter x 1-1/4" thick polyolefin caster with a 1/2-13 x 1-1/2" stem. Each caster has a dynamic load capacity of 300+ pounds.

Storage Cabinet

The storage cabinet is constructed of two end frames connected to a lower stretcher for support. Two end panels constructed of 1-1/4" thick particle board core with grade "A" veneer faces are insert in the end frames. Two back panels constructed of 1/4" thick plywood with select rotary cut face veneer and an intermediate panel constructed of 1" thick veneer core with grade "A" veneer faces are captured between two shelves constructed of 1" thick veneer core with grade "A" veneer faces. The end and intermediate panels include shelf pin holes spaced at 2" on center for the addition of an adjustable shelf.A

Adjustable Shelves

The adjustable shelves are constructed of 1" thick veneer core with grade "A" plain sliced veneer faces with a 1/4" eased external band on the front edge. The underside of the shelf is routed to accept shelf pins.

Doors

The door fronts are constructed of 3/4" thick veneer core with grade "A" plain sliced veneer faces with a vertical grain direction. The doors include hinges with 94 degree opening angles. Locks can be added to the doors to include a lock on the right hand door and a rooster catch on the left by adding a "-LK" suffix to the part number. Locks come standard being keyed randomly; it must be specified with the order if the locks are to be keyed alike.

Drawers

The drawer fronts are constructed of 3/4" thick veneer core with grade "A" plain sliced veneer faces with a vertical grain direction. The drawer boxes are constructed of 12mm birch plywood front, sides and back that are routed to accept a 1/4" thick bottom panel. The drawer box utilizes ball bearing side-mount drawer slides with a 100+ pound rating. Locks can be added to the 24 and 34 sized drawers to include a lock on the top right of the drawer by adding a "-LK" suffix to the part number. Each drawer locks separately, and locks come standard being keyed randomly; it must be specified with the order if the locks are to be keyed alike.

Electrical / Power

All tables include an optional electrical/power cutout upgrade for use with a 4-window Axil Z power unit.

J-Wire Manager

All tables with a power upgrade are to come standard with one J-wire manager made of extruded plastic to hold wires. The J-wire manager is shipped loose and comes with double sided tape to assist with placement in the field. All J-wire managers must be installed with the included screws.

Part Number
Configurator

MK – **ST** – **1** **2** – **3** – **4**

Required Selections

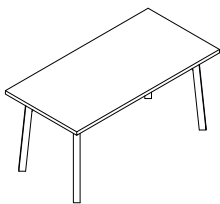
Component	Code	Description	42" Long	48" Long	60" Long	72" Long
1 Width	30	30" Wide Top	\$1,739	\$1,759	\$1,994	\$2,163
	36	36" Wide Top	\$1,804	\$1,921	\$2,220	\$2,458
	42	42" Wide Top	\$1,941	\$2,066	\$2,422	\$2,700
2 Length	42	42" Long Top	\$0	-	-	-
	48	48" Long Top	-	\$0	-	-
	60	60" Long Top	-	-	\$0	-
	72	72" Long Top	-	-	-	\$0
3 Height	29	29" High Table	\$0	\$0	\$0	\$0
	36	36" High Table	\$0	\$0	\$0	\$0
4 Surface	GS	Glued-Up Solid Top	\$0	\$0	\$0	\$0
	MM	Laminate With PVC Edge	\$0	\$0	\$0	\$0

Available Upgrades


Component	Code	Description	42" Long	48" Long	60" Long	72" Long
5 Mobile Legs	-CA	Casters	\$100	\$100	\$100	\$100
6 Power	-AZC	Axil Z Cutout, Center	\$61	\$61	\$61	\$61

-Power unit ordered separately

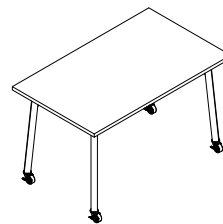
Quick Looks




MK-ST-3060-29-GS



MK-ST-3060-36-GS

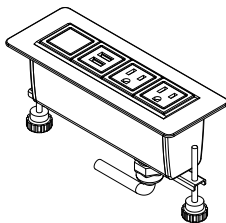


MK-ST-3660-36-GS-CA




MK-ST-3660-36-GS-AZC

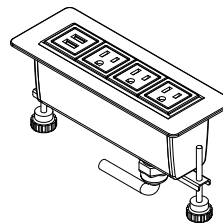
Popular Accessories



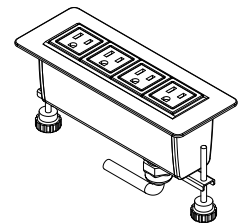
LA-AXZ4-211-C120



LA-AXZ4-220-C120



LA-AXZ4-310-C120



LA-AXZ4-400-C120

Part Number
Configurator

MK – **WT** – **1** **2** **3** – **4** – **5**

Required Selections

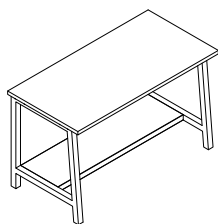
Component	Code	Description	60" Long	72" Long
1 Width	30	30" Wide Top	\$2,426	\$2,639
	36	36" Wide Top	\$2,780	\$3,062
2 Length	60	60" Long Top	\$0	-
	72	72" Long Top	-	\$0
3 Table Type	LS	Lower Shelf	\$0	\$0
4 Height	36	36" High Table	\$0	\$0
5 Surface	GS	Glued-Up Solid Top	\$0	\$0
	MM	Laminate With PVC Edge	\$0	\$0

Available Upgrades

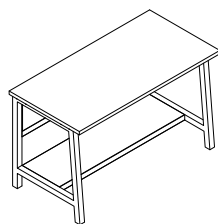
Component	Code	Description	60" Long	72" Long
6 Modesty Panel	-MP	Modesty Panel	\$368	\$412
7 Mobile Legs	-CA	Casters	\$100	\$100
8 Power	-AZC	Axil Z Cutout, Center	\$61	\$61
	-AZL	Axil Z Cutout, Left	\$61	\$61
	-AZR	Axil Z Cutout, Right	\$61	\$61

-Power unit ordered separately

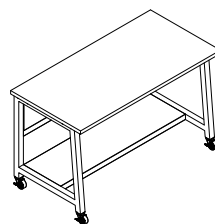
Quick Looks




MK-WT-3060LS-36-GS



MK-WT-3060LS-36-GS-MP

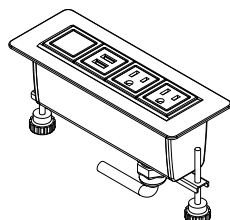


MK-WT-3060LS-36-GS-MP-CA

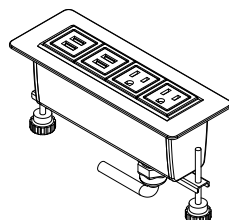


MK-WT-3060LS-36-GS-MP-AZL


Popular Accessories



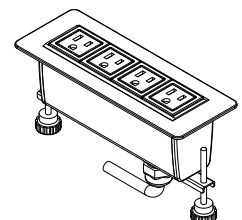
LA-AXZ4-211-C120



LA-AXZ4-220-C120



LA-AXZ4-310-C120



LA-AXZ4-400-C120

Part Number
Configurator

MK – **WT** – **1** **2** **3** – **4** – **5**

Required Selections

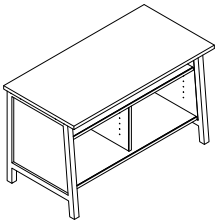
Component	Code	Description	60" Long	72" Long
1 Width	30	30" Wide Top	\$4,545	\$4,945
	36	36" Wide Top	\$5,262	\$5,776
2 Length	60	60" Long Top	\$0	-
	72	72" Long Top	-	\$0
3 Table Type	SC	Storage Cabinet	\$0	\$0
4 Height	36	36" High Table	\$0	\$0
5 Surface	GS	Glued-Up Solid Top	\$0	\$0
	MM	Laminate With PVC Edge	\$0	\$0

Available Upgrades

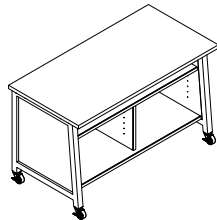
Component	Code	Description	60" Long	72" Long
6 Mobile Legs	-CA	Casters	\$100	\$100
7 Power	-AZC	Axil Z Cutout, Center	\$61	\$61
	-AZL	Axil Z Cutout, Left	\$61	\$61
	-AZR	Axil Z Cutout, Right	\$61	\$61

-Power unit ordered separately


Quick Looks



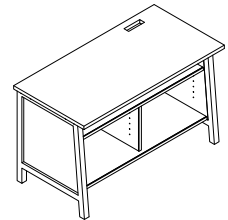
MK-WT-3060SC-36-GS



MK-WT-3060SC-36-GS-CA

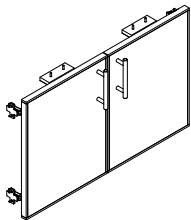


MK-WT-3060SC-36-GS-AZL

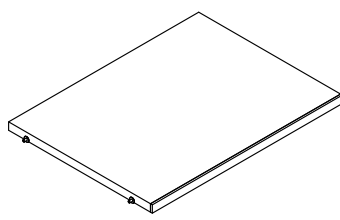


MK-WT-3060SC-36-GS-AZR

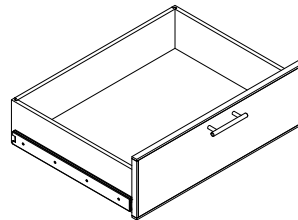
Popular Accessories



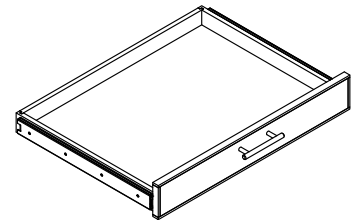
Doors



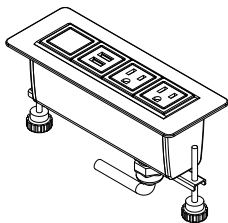
Shelves



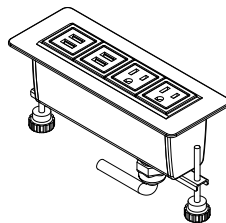
Drawers - 2/4



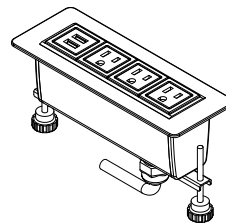
Drawers - 1/4



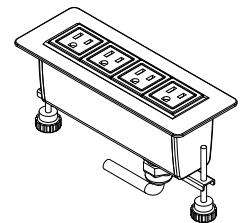
LA-AXZ4-211-C120



LA-AXZ4-220-C120



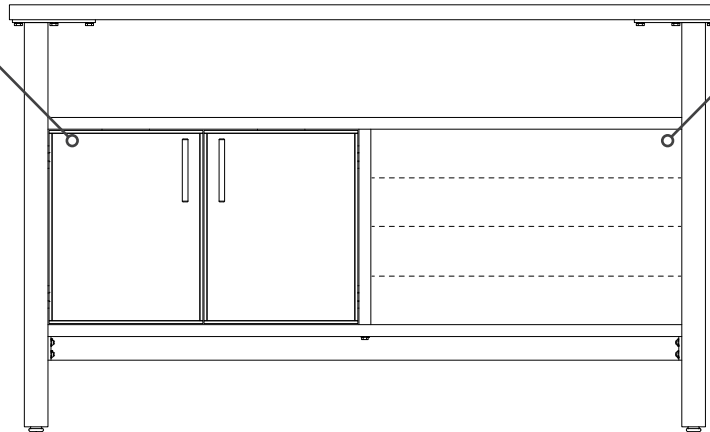
LA-AXZ4-310-C120



LA-AXZ4-400-C120

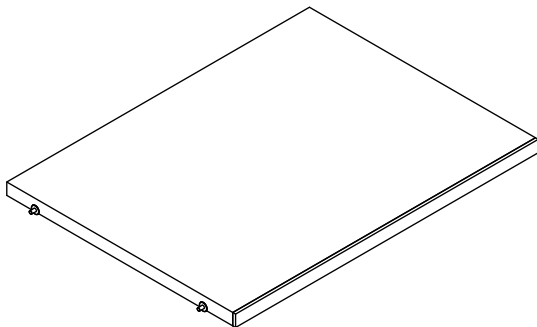
Doors

for each storage space you may add in one set of doors. We recommended combining these with some adjustable shelves to maximize the organization of your table.

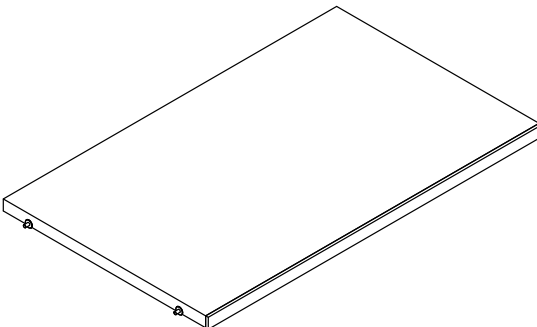


Drawers

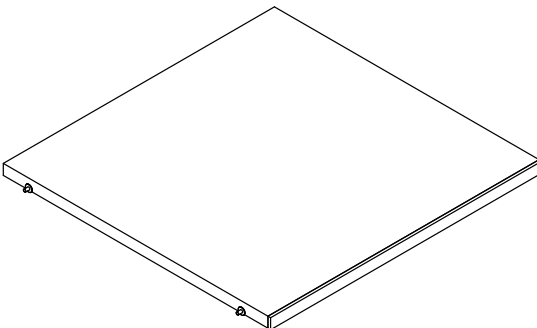
For drawers, the storage area is divided into four sections. You can choose drawers that take up 1/4, 2/4, or 3/4 sections. See our popular items for examples on ways to combine these drawers.



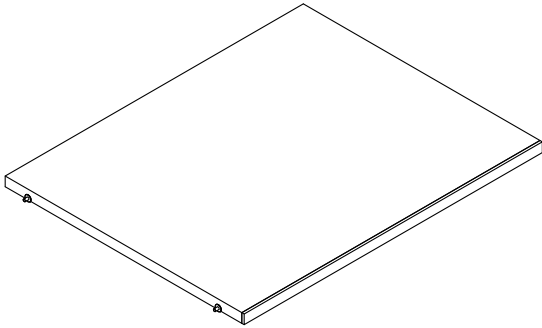
Part Number	MK-WT-3060SC-AS
Table Size	30" Wide x 60" Long Storage Cabinet Work Tables
List Price	\$106



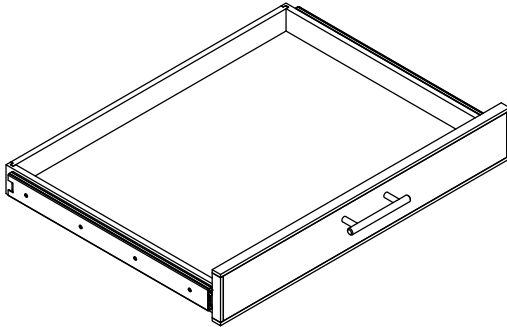
Part Number	MK-WT-3072SC-AS
Table Size	30" Wide x 72" Long Storage Cabinet Work Tables
List Price	\$131



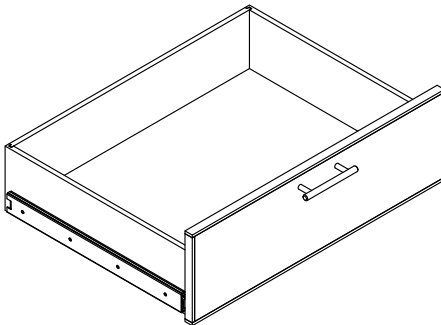
Part Number	MK-WT-3660SC-AS
Table Size	36" Wide x 60" Long Storage Cabinet Work Tables
List Price	\$138



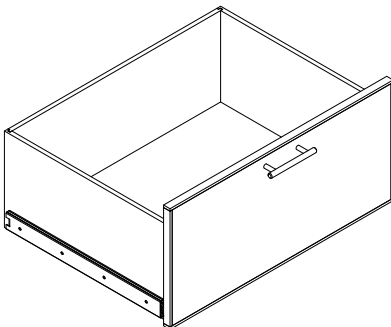
Part Number	MK-WT-3672SC-AS
Table Size	36" Wide x 72" Long Storage Cabinet Work Tables
List Price	\$169



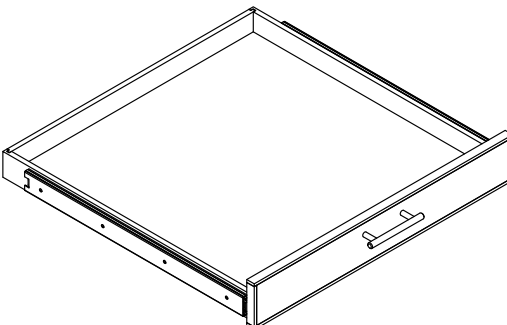
Part Number	MK-WT-3060SC-36-14DW
Proportions	1/4
Table Size	30" Wide x 60" Long Storage Cabinet Work Tables
Drawer Footprint	21-1/4" D x 26-1/4" W x 4" H
Inner Drawer	18-1/8" D x 24-3/8" W
List Price	\$378



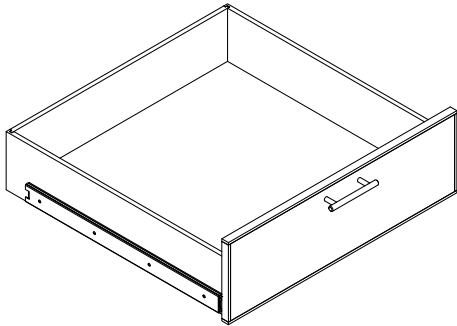
Part Number	MK-WT-3060SC-36-24DW
Proportions	2/4
Table Size	30" Wide x 60" Long Storage Cabinet Work Tables
Drawer Footprint	21-1/4" D x 26-1/4" W x 8-1/8" H
Inner Drawer	18-1/8" D x 24-3/8" W
List Price	\$461 <i>add -LK for drawer lock (+\$80)</i>



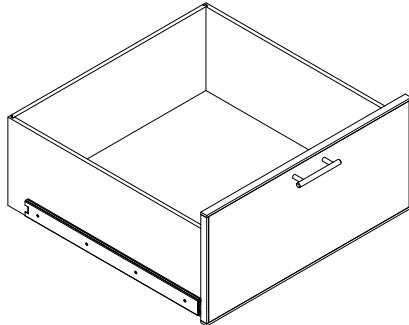
Part Number	MK-WT-3060SC-36-34DW
Proportions	3/4
Table Size	30" Wide x 60" Long Storage Cabinet Work Tables
Drawer Footprint	21-1/4" D x 26-1/4" W x 12-3/16" H
Inner Drawer	18-1/8" D x 24-3/8" W
List Price	\$546 <i>add -LK for drawer lock (+\$80)</i>



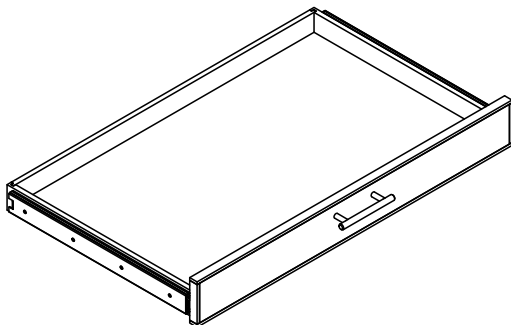
Part Number	MK-WT-3660SC-36-14DW
Proportions	1/4
Table Size	36" Wide x 60" Long Storage Cabinet Work Tables
Drawer Footprint	27-1/4" D x 26-1/4" W x 4" H
Inner Drawer	24-1/8" D x 24-3/8" W
List Price	\$386



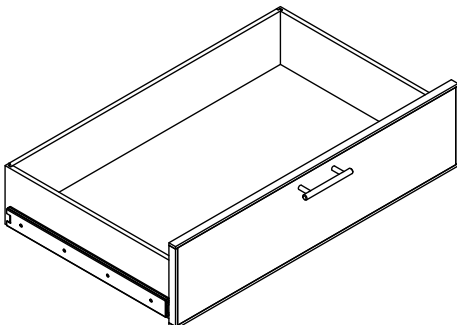
Part Number	MK-WT-3660SC-36-24DW
Proportions	2/4
Table Size	36" Wide x 60" Long Storage Cabinet Work Tables
Drawer Footprint	27-1/4" D x 26-1/4" W x 8-1/8" H
Inner Drawer	24-1/8" D x 24-3/8" W
List Price	\$471 <i>add -LK for drawer lock (+\$80)</i>



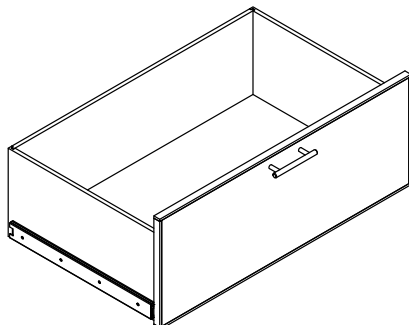
Part Number	MK-WT-3660SC-36-34DW
Proportions	3/4
Table Size	36" Wide x 60" Long Storage Cabinet Work Tables
Drawer Footprint	27-1/4" D x 26-1/4" W x 12-3/16" H
Inner Drawer	24-1/8" D x 24-3/8" W
List Price	\$564 <i>add -LK for drawer lock (+\$80)</i>



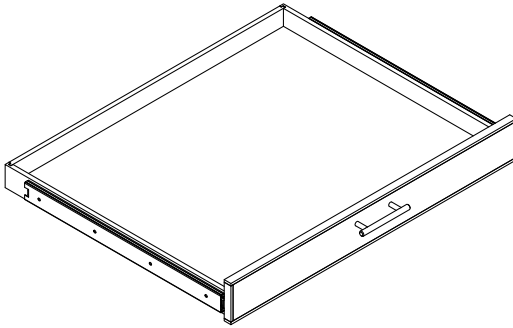
Part Number	MK-WT-3072SC-36-14DW
Proportions	1/4
Table Size	30" Wide x 72" Long Storage Cabinet Work Tables
Drawer Footprint	21-1/4" D x 32-1/4" W x 4" H
Inner Drawer	18-1/8" D x 30-3/8" W
List Price	\$396



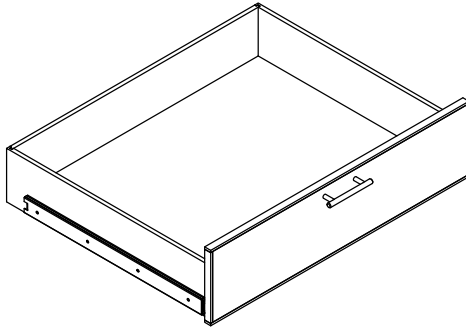
Part Number	MK-WT-3072SC-36-24DW
Proportions	2/4
Table Size	30" Wide x 72" Long Storage Cabinet Work Tables
Drawer Footprint	21-1/4" D x 32-1/4" W x 8-1/8" H
Inner Drawer	18-1/8" D x 30-3/8" W
List Price	\$489 <i>add -LK for drawer lock (+\$80)</i>



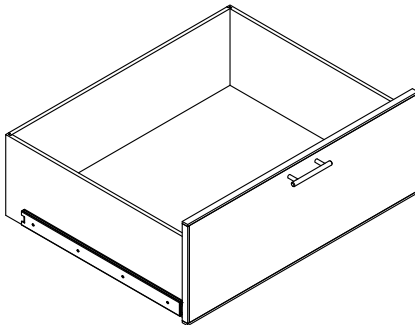
Part Number	MK-WT-3072SC-36-34DW
Proportions	3/4
Table Size	30" Wide x 72" Long Storage Cabinet Work Tables
Drawer Footprint	21-1/4" D x 32-1/4" W x 12-3/16" H
Inner Drawer	18-1/8" D x 30-3/8" W
List Price	\$605 <i>add -LK for drawer lock (+\$80)</i>



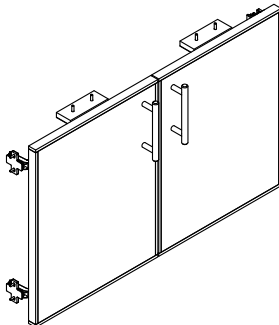
Part Number	MK-WT-3672SC-36-14DW
Proportions	1/4
Table Size	36" Wide x 72" Long Storage Cabinet Work Tables
Drawer Footprint	27-1/4" D x 32-1/4" W x 4" H
Inner Drawer	24-1/8" D x 30-3/8" W
List Price	\$404



Part Number	MK-WT-3672SC-36-24DW
Proportions	2/4
Table Size	36" Wide x 72" Long Storage Cabinet Work Tables
Drawer Footprint	27-1/4" D x 32-1/4" W x 8-1/8" H
Inner Drawer	24-1/8" D x 30-3/8" W
List Price	\$499 <i>add -LK for drawer lock (+\$80)</i>

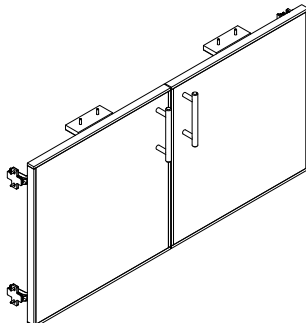


Part Number	MK-WT-3672SC-36-34DW
Proportions	3/4
Table Size	36" Wide x 72" Long Storage Cabinet Work Tables
Drawer Footprint	27-1/4" D x 32-1/4" W x 12-3/16" H
Inner Drawer	24-1/8" D x 30-3/8" W
List Price	\$610 <i>add -LK for drawer lock (+\$80)</i>




Part Number	MK-WT-6036SC-DR
Table Size	60" Long x 36" High Storage Cabinet Work Tables
List Price	\$356

add -LK for drawer lock (+\$80)



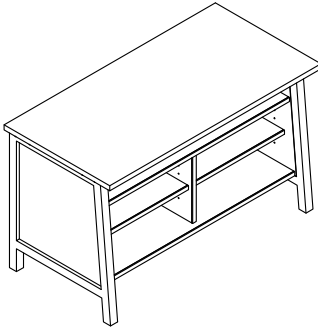
Part Number	MK-WT-7236SC-DR
Table Size	72" Long x 36" High Storage Cabinet Work Tables
List Price	\$377

add -LK for drawer lock (+\$80)



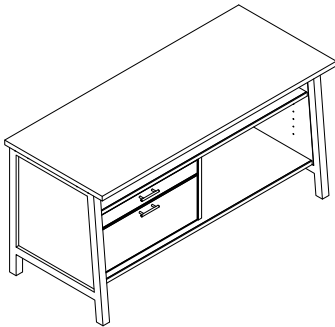
MK-001

Model Number	Qty	List	Extension
MK-WT-3060SC-36-GS	1	\$4,545	\$4,545
MK-WT-6036SC-DR	1	\$356	\$356
MK-WT-3060SC-36-24DW	2	\$461	\$922
Total List			\$5,823



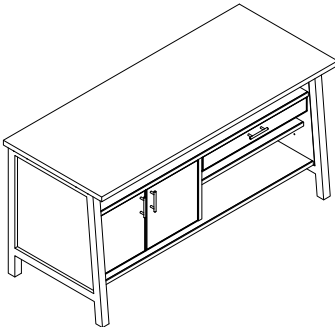
MK-002

Model Number	Qty	List	Extension
MK-WT-3060SC-36-GS	1	\$4,545	\$4,545
MK-WT-3060SC-AS	2	\$106	\$212
Total List			\$4,757



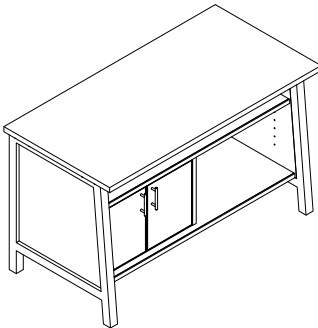
MK-003

Model Number	Qty	List	Extension
MK-WT-3072SC-36-GS	1	\$4,945	\$4,945
MK-WT-3072SC-36-14DW	1	\$396	\$396
MK-WT-3060SC-36-34DW	1	\$605	\$605
Total List			\$5,946




MK-004

Model Number	Qty	List	Extension
MK-WT-3072SC-36-GS	1	\$4,945	\$4,945
MK-WT-7236SC-DR	1	\$377	\$377
MK-WT-3072SC-36-14DW	1	\$396	\$396
MK-WT-3072SC-AS	1	\$131	\$131
Total List			\$5,849



MK-005

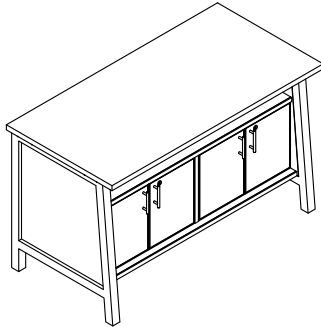
Model Number	Qty	List	Extension
MK-WT-3060SC-36-GS	1	\$4,545	\$4,545
MK-WT-6036SC-DR	1	\$356	\$356
Total List			\$4,901



MK-006

Model Number	Qty	List	Extension
MK-WT-3060SC-36-GS	1	\$4,545	\$4,545
MK-WT-3060SC-36-14DW	4	\$378	\$1,512
MK-WT-3060SC-36-24DW	2	\$461	\$922

Total List \$6,979



MK-007

Model Number	Qty	List	Extension
MK-WT-3060SC-36-GS	1	\$4,545	\$4,545
MK-WT-6036SC-DR	2	\$356	\$712

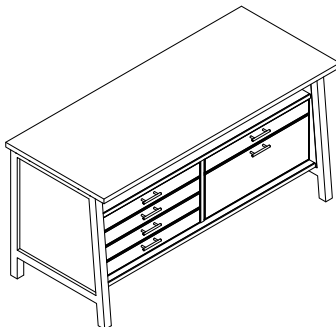
Total List \$5,257



MK-008

Model Number	Qty	List	Extension
MK-WT-3072SC-36-GS	1	\$4,945	\$4,945
MK-WT-3072SC-36-14DW	4	\$382	\$1,528
MK-WT-3072SC-36-24DW	2	\$471	\$942

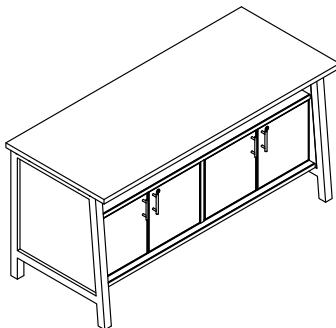
Total List \$7,415



MK-009

Model Number	Qty	List	Extension
MK-WT-3072SC-36-GS	1	\$4,945	\$4,945
MK-WT-3072SC-36-14DW	5	\$396	\$1,980
MK-WT-3072SC-36-34DW	1	\$605	\$605

Total List \$7,536



MK-010

Model Number	Qty	List	Extension
MK-WT-3072SC-36-GS	1	\$4,945	\$4,945
MK-WT-7236SC-DR	2	\$377	\$754

Total List \$5,699

Order Information	56
Specifications	57
Shared Tables	59
Typicals	66



Use this checklist to be sure you have all of the necessary information to place your order.

☐ **Catalog Number**

Use our build guides to create your catalog number.

☐ **Laminate Selection** ***Laminate tops only***

Standard Wilsonart or Formica. Please specify manufacturer, color, finish and model number.

☐ **PVC Edge Band** ***PVC banded tops only***

See 8 for a complete list of standard LIAT PVC Edge Band options.

☐ **Metal Color Selection**

See 10 for a complete list of standard LIAT Metal Color options.

☐ **Accessories**

Tops

Table tops are constructed of 1-1/8" thick particle board core with a high pressure laminate on top and a backer sheet on the bottom. The edges are externally banded on all sides with a flush 3mm PVC band. Tables 60" in length and longer will receive a 14 gauge channeled stress bar for added support.

C-Base

The C-Bases are constructed of a 2-1/4" x 13 gauge steel column offset to one side of a cast aluminum foot in a powder coat finish. The column is welded to an 8" x 8" leg plate that attaches to the top with (8) #14 x 1" tapping PPH screws. Flip-tops, mobile legs and power options are available for select sizes.

T-Base

The T-Bases are constructed of a 2-1/4" x 13 gauge steel column centered on a cast aluminum foot in a powder coat finish. The column is welded to an 8" x 8" leg plate that attaches to the top with (8) #14 x 1" tapping PPH screws. Flip-tops, mobile legs and power options are available for select sizes.

X-Base

The X-Bases are constructed of a 2-1/4" x 13 gauge steel column centered on 2 cast aluminum feet in an "X" shape in a powder coat finish. The column is welded to an 12" x 12" leg plate that attaches to the top with (12) #14 x 1" tapping PPH screws. Flip-tops, mobile legs and power options are available for select sizes.

Y-Base

The Y-Bases are constructed of a 2-1/4" x 13 gauge steel column offset on 2 cast aluminum feet in a "Y" shape in a powder coat finish. The column is welded to an 8" x 8" leg plate that attaches to the top with (8) #14 x 1" tapping PPH screws. An extruded aluminum stretch spans the length between two bases. Flip-tops, mobile legs and power options are available for select sizes.

Disc Base

The Disc Bases are constructed of a 4" x 16 gauge steel column attached to a round steel plate at the base that attaches to the column with (2) flathead machine screws from the bottom side. The column is welded to a 12" x 12" plate that attaches to the top with (12) #14 x 1" tapping PPH screws.

Adjustable Leveling Glides

3/8-16 x 3/4" adjustable leveling glides come standard with all C-Base, T-Base, X-Base and Y-Base options.

Casters

Locking Casters are available on all C-Base, T-Base, X-Base and Y-Base options.

Spacers

Spacers (leveler extensions) are available to be paired with casters on all C-Base, T-Base and Y-Base options to allow the tables to be wheel barrowed.

Modesty Panel

A modesty panel can be added to any C-Base table. The modesty panel is available plain or perforated and is formed from steel sheet metal and powder coated. The folded panel bolts to the columns of the two bases, with 3/4" of space between the top and the panel to give 10" of modesty protection.

Flip-Top

The flip-top mechanism uses a rigid wedge-locking design to eliminate all movement in the mechanism. It features a unique injection molded housing, aluminum pivot and metal slider that interact together to offer the best in fit, form and function. The folding mechanism locks and releases using a single handle located towards the front of the table.

Electrical / Power

The standard built-in power upgrade option is an all metal flush clamp mounted power and charging solution with 2 power and 2 USB 2.1A charging ports and 108" cord length, constructed with 12A, 120 VAC spill resistant receptacles. Power units are available in Silver Pearl (-PS), Gloss White (-PW) and Black Powder Coat (-PB) finishes.

Daisy Link

The power units can be daisy linked together from a single power infeed. The units are non-sequential allowing the user to reconfigure the tables in any particular order. Each unit comes with (1) power unit, (1) female/female interconnecting cable, (1) female/male interconnecting cable and (4) plastic cable clamps and screws. Add the suffix "D" to the selected power option for this upgrade.

NOTE: The starter cable is sold separately from the tables; see the accessories section for starter cable ordering information.

Part Number
Configurator

NA – ST – **1** **2** **3** – **4** – **5**

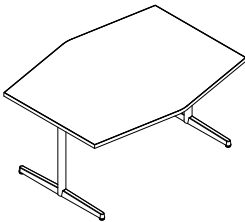
Required Selections

Component	Code	Description	24" Wide	30" Wide	36" Wide	42" Wide
1 Width	24	24" Wide Boat Top Table	\$0	-	-	-
	30	30" Wide Boat Top Table	-	\$0	-	-
	36	36" Wide Boat Top Table	-	-	\$0	-
	42	42" Wide Boat Top Table	-	-	-	\$0
2 Length	60	60" Long Boat Top Table	\$1,213	\$1,245	\$1,253	\$1,419
	72	72" Long Boat Top Table	\$1,249	\$1,273	\$1,297	\$1,480
3 Top Shape	A	Boat Top	\$0	\$0	\$0	\$0
4 Height	29	29" High Table	\$0	\$0	\$0	\$0
	36	36" High Table	\$194	\$194	\$194	\$194
	39	39" High Table	\$194	\$194	\$194	\$194
	42	42" High Table	\$194	\$194	\$194	\$194
	AS	Adjustable, Std Height (26"-35")	\$300	\$300	\$300	\$300
	AB	Adjustable, Bar Height (29"-42")	\$404	\$404	\$404	\$404
5 Base Style	TB	T-Base	\$0	\$0	\$0	\$0
	YB	Y-Base	\$266	\$284	\$348	\$428

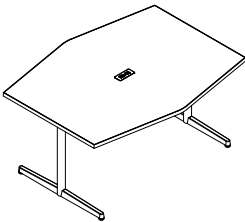
Available Upgrades

Component	Code	Description	60" Long	72" Long
6 Flip-Top	-FT	Flip-Top w/ Handle	\$517	\$517
7 Mobile Legs	-2CA	2 Casters/2 Spacers	\$106	\$106
	-4CA	4 Casters	\$106	\$106
8 Power	-PS	Cove - Silver Pearl	\$412	\$412
	-PB	Cove - Black Powder Coat	\$412	\$412
	-PW	Cove - Gloss White	\$412	\$412
-2 Power / 2 USB charging unit included with 108" Cord				
9 Daisy Link	D	Daisy Link Power Units	\$174	\$174
-Starter cable not included, see accessories for ordering information				

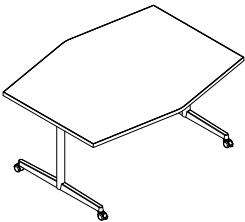
Quick Looks



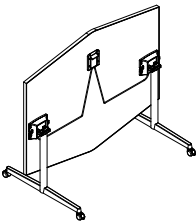
NA-ST-3660A-29-TB



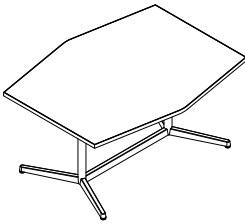
NA-ST-3660A-29-TB-PS



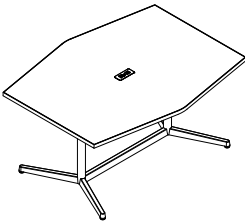
NA-ST-3660A-29-TB-4CA



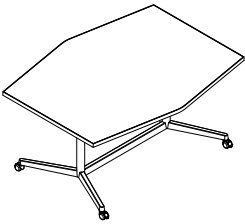
NA-ST-3660A-29-TB-FT-4CA



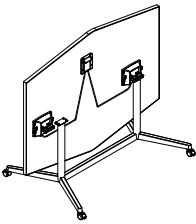
NA-ST-3660A-29-YB



NA-ST-3660A-29-YB-PS

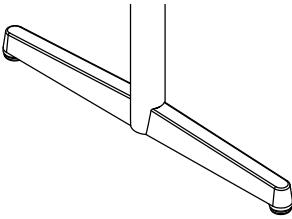


NA-ST-3660A-29-YB-4CA

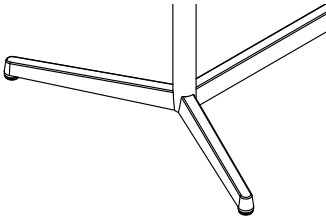


NA-ST-3660A-29-YB-FT-4CA

Base Styles

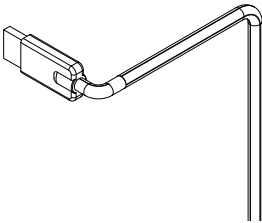


T-Base

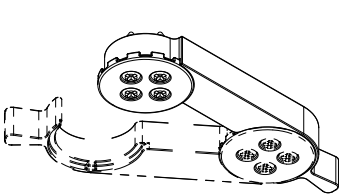


Y-Base

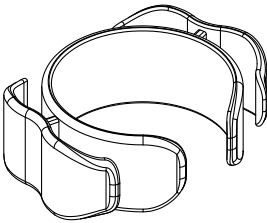
Popular Accessories



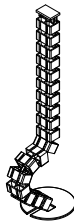
LA-DL1S-72



LA-TC900



LA-WC01



LA-WM16

Part Number
Configurator

NA – **ST** – **1** **2** **3** – **4** – **5**

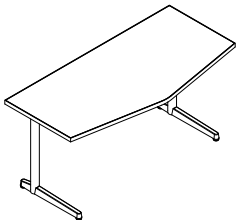
Required Selections

Component	Code	Description	21" Wide	24" Wide	30" Wide
1 Width	21	21" Wide Envelope Top Table	\$0	-	-
	24	24" Wide Envelope Top Table	-	\$0	-
	30	30" Wide Envelope Top Table	-	-	\$0
2 Length	60	60" Long Envelope Top Table	\$1,084	\$1,124	\$1,229
	72	72" Long Envelope Top Table	\$1,132	\$1,184	\$1,281
3 Top Shape	E	Envelope Top	\$0	\$0	\$0
4 Height	29	29" High Table	\$0	\$0	\$0
	36	36" High Table	\$194	\$194	\$194
	39	39" High Table	\$194	\$194	\$194
	42	42" High Table	\$194	\$194	\$194
	AS	Adjustable, Std Height (26"-35")	\$300	\$300	\$300
	AB	Adjustable, Bar Height (29"-42")	\$404	\$404	\$404
5 Base Style	CB	C-Base	\$0	\$0	\$0
	TB	T-Base	\$0	\$0	\$0

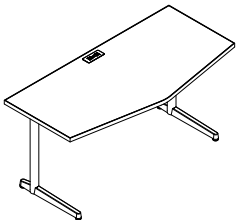
Available Upgrades

Component	Code	Description	60" Long	72" Long
6 Flip-Top	-FT	Flip-Top w/ Handle	\$517	\$517
		-Not available for 30" wide C-Base units		
7 Modesty	-MPN	Modesty Panel, Plain	\$412	\$481
	-MPP	Modesty Panel, Perforated	\$396	\$469
		-Modesty panels only available with a C-Base (CB)		
8 Mobile Legs	-2CA	2 Casters/2 Spacers	\$106	\$106
	-4CA	4 Casters	\$106	\$106
9 Power	-PS	Cove - Silver Pearl	\$412	\$412
	-PB	Cove - Black Powder Coat	\$412	\$412
	-PW	Cove - Gloss White	\$412	\$412
		-2 Power / 2 USB charging unit included with 108" Cord		
10 Daisy Link	D	Daisy Link Power Units	\$174	\$174
		-Starter cable not included, see accessories for ordering information		

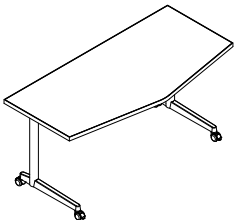
Quick Looks



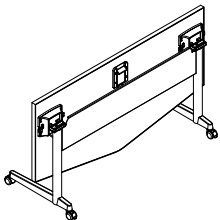
NA-ST-2460E-29-CB



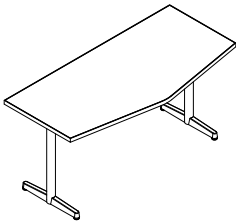
NA-ST-2460E-29-CB-PS



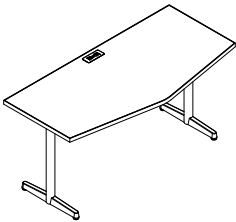
NA-ST-2460E-29-CB-4CA



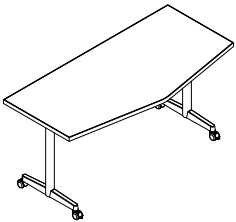
NA-ST-2460E-29-CB-FT-MPN-4CA



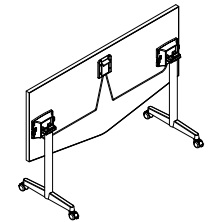
NA-ST-2460E-29-TB



NA-ST-2460E-29-TB-PS

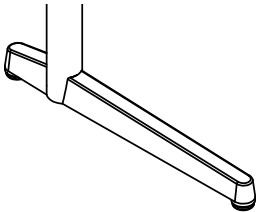


NA-ST-2460E-29-TB-4CA

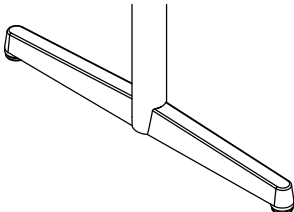


NA-ST-2460E-29-TB-FT-4CA

Base Styles

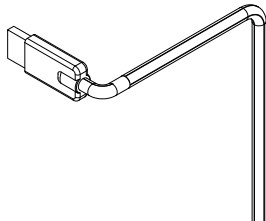


C-Base

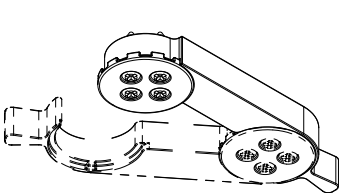


T-Base

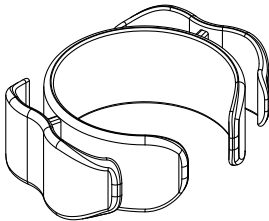
Popular Accessories



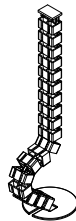
LA-DL1S-72



LA-TC900



LA-WC01



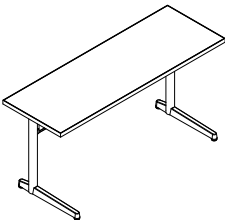
LA-WM16

Part Number
Configurator

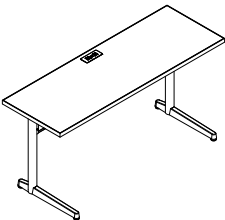
NA – **ST** – **1** **2** **3** – **4** – **5**

Required Selections									
	Component	Code	Description	21" Wide	24" Wide	30" Wide	36" Wide	42" Wide	48" Wide
1	Width	21	21" Wide Table	\$0	-	-	-	-	-
		24	24" Wide Table	-	\$0	-	-	-	-
		30	30" Wide Table	-	-	\$0	-	-	-
		36	36" Wide Table	-	-	-	\$0	-	-
		42	42" Wide Table	-	-	-	-	\$0	-
		48	48" Wide Table	-	-	-	-	-	\$0
2	Length	48	48" Long Table	\$898	\$942	\$982	\$1,035	\$1,205	\$1,333
		60	60" Long Table	\$983	\$1,043	\$1,075	\$1,229	\$1,375	\$1,499
		72	72" Long Table	\$1,015	\$1,063	\$1,099	\$1,265	\$1,411	\$1,535
3	Top Shape	R	Rectangle Top	\$0	\$0	\$0	\$0	\$0	\$0
4	Height	29	29" High Table	\$0	\$0	\$0	\$0	\$0	\$0
		36	36" High Table	\$194	\$194	\$194	\$194	\$194	\$194
		39	39" High Table	\$194	\$194	\$194	\$194	\$194	\$194
		42	42" High Table	\$194	\$194	\$194	\$194	\$194	\$194
		AS	Adj, Std Height	\$300	\$300	\$300	\$300	\$300	\$300
		AB	Adj, Bar Height	\$404	\$404	\$404	\$404	\$404	\$404
5	Base Style	CB	C-Base	\$0	\$0	\$0	-	-	-
		TB	T-Base	\$0	\$0	\$0	\$0	\$0	\$0
		YB	Y-Base	-	-	\$284	\$348	\$428	\$508
-Y Base only available on units 60" and longer									
Available Upgrades									
	Component	Code	Description	48" Long	60" Long	72" Long			
6	Flip-Top	-FT	Flip-Top w/ Handle	\$517	\$517	\$517			
		-Not available for 48" wide units							
7	Modesty	-MPN	Modesty Panel, Plain	\$388	\$412	\$481			
		-MPP	Modesty Panel, Perforated	\$368	\$396	\$469			
-Modesty panels only available with a C-Base (CB)									
8	Mobile Legs	-2CA	2 Casters/2 Spacers	\$106	\$106	\$106			
		-4CA	4 Casters	\$106	\$106	\$106			
9	Power	-PS	Cove - Silver Pearl	\$412	\$412	\$412			
		-PB	Cove - Black Powder Coat	\$412	\$412	\$412			
		-PW	Cove - Gloss White	\$412	\$412	\$412			
-2 Power / 2 USB charging unit included with 108" Cord									
10	Daisy Link	D	Daisy Link Power Units	\$174	\$174	\$174			
		-Starter cable not included, see accessories for ordering information							

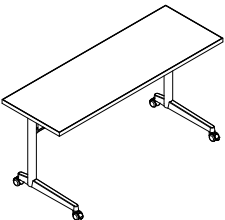
Quick Looks



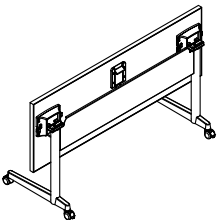
NA-ST-2160R-29-CB-MPN



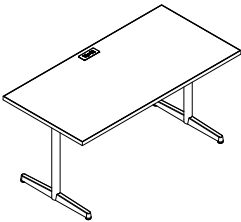
NA-ST-2160R-29-CB-MPN-PS



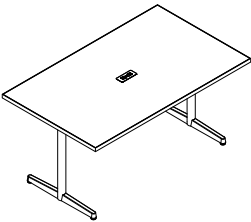
NA-ST-2160R-29-CB-MPN-4CA



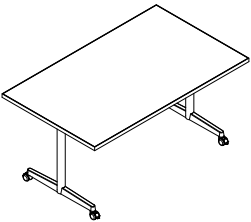
NA-ST-2160R-29-CB-FT-MPN-4CA



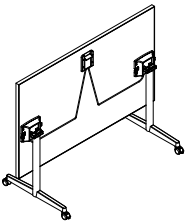
NA-ST-3060R-29-TB-PS



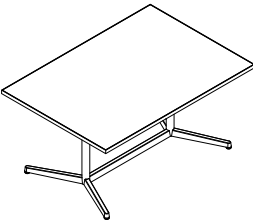
NA-ST-3660R-29-TB-PS



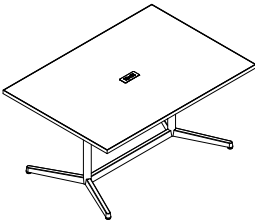
NA-ST-3660R-29-TB-4CA



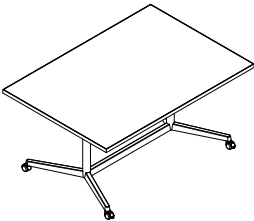
NA-ST-3660R-29-TB-FT-4CA



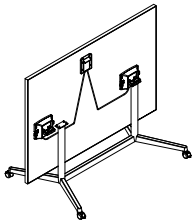
NA-ST-4260R-29-YB



NA-ST-4260R-29-YB-PS

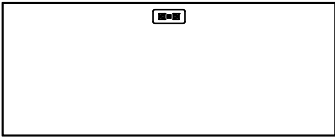


NA-ST-4260R-29-YB-4CA

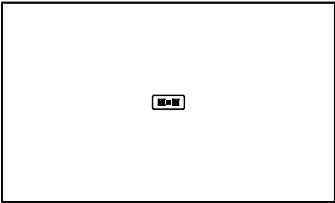


NA-ST-4260R-29-YB-FT-4CA

Power Locations

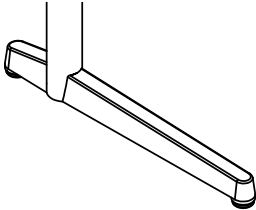


Less than 36" Wide

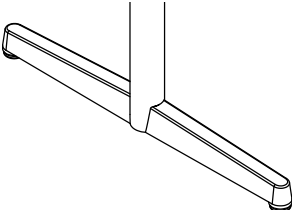


36" Wide and Over

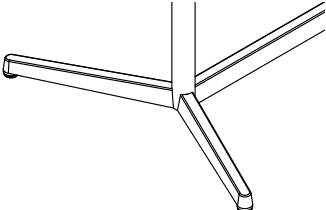
Base Styles



C-Base

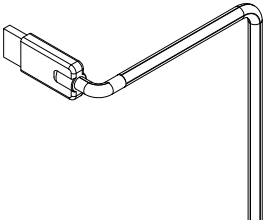


T-Base

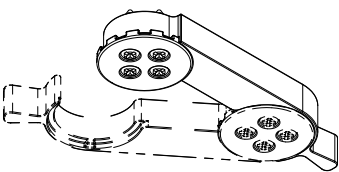


Y-Base

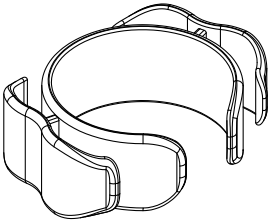
Popular Accessories



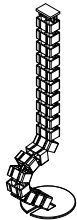
LA-DL1S-72



LA-TC900



LA-WC01



LA-WM16

Part Number
Configurator

NA – **ST** – **1** **2** **3** – **4** – **5**

Required Selections

Component	Code	Description	24"	30"	36"	42"
1 Size	24	24" Table	\$0	-	-	-
	30	30" Table	-	\$0	-	-
	36	36" Table	-	-	\$0	-
	42	42" Table	-	-	-	\$0
2 Top Shape	D	Round Top	\$833	\$878	\$930	\$1,075
	S	Square Top	\$768	\$813	\$865	\$1,010
3 Height	29	29" High Table	\$0	\$0	\$0	\$0
	36	36" High Table	\$97	\$97	\$97	\$97
	39	39" High Table	\$97	\$97	\$97	\$97
	42	42" High Table	\$97	\$97	\$97	\$97
	AS	Adjustable, Std Height (26"-35")	\$225	\$225	\$225	\$300
	AB	Adjustable, Bar Height (29"-42")	\$303	\$303	\$303	\$404
4 Base Style	DB	Disc Base	\$424	\$424	\$424	\$424
	XB	X-Base	\$0	\$0	\$0	\$0

-Disc Base not available with adjustable height

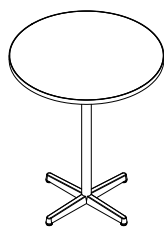
Available Upgrades

Component	Code	Description	24"	30"	36"	42"
5 Flip-Top	-FT	Flip-Top w/ Handle	\$517	\$517	\$517	\$517
		-Not available for Disc Base units				
6 Mobile Legs	-4CA	4 Casters	\$106	\$106	\$106	\$106
		-Not available for Disc Base units				

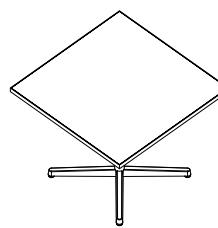
Quick Looks



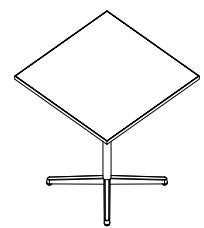
NA-ST-36D-29-XB



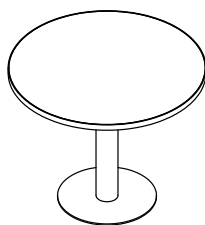
NA-ST-36D-42-XB



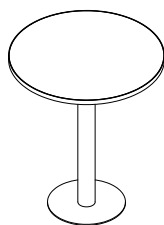
NA-ST-36S-29-XB



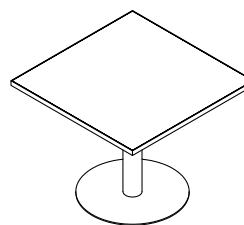
NA-ST-36S-42-XB



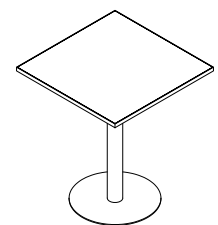
NA-ST-36D-29-DB



NA-ST-36D-42-DB



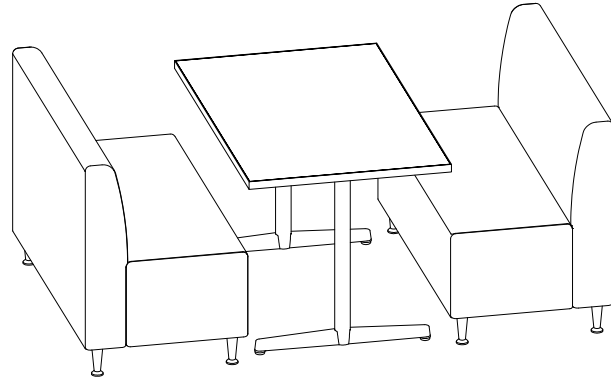
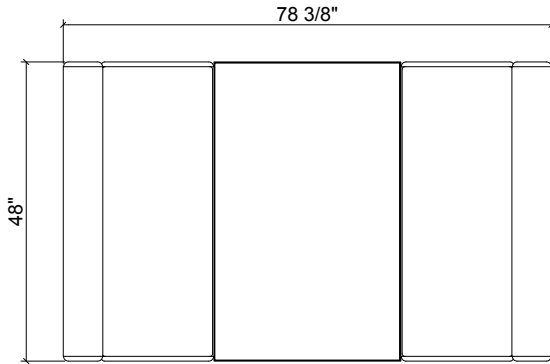
NA-ST-36S-29-DB



NA-ST-36S-42-DB

NA-001

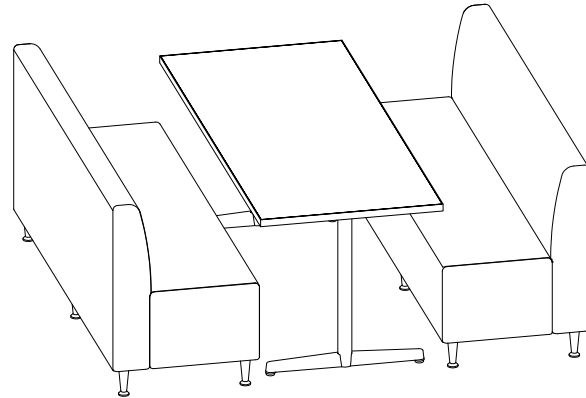
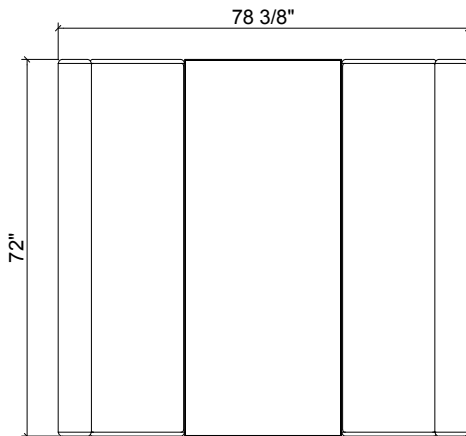
Total List \$5,662



Model Number	Qty	List	Extension
TA-LG-2448S-UB-ML-G1	2	\$2,340	\$4,680
NA-ST-3048R-29-TB	1	\$982	\$982

NA-002

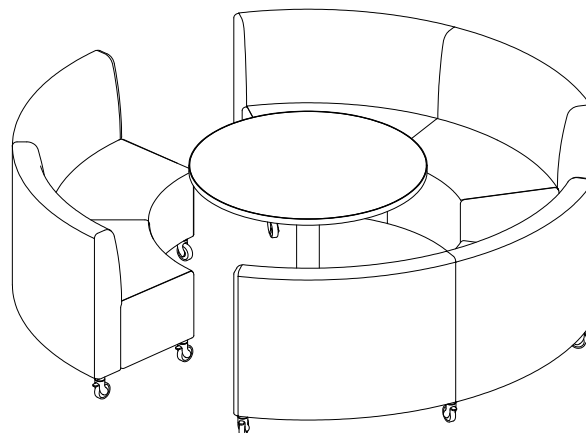
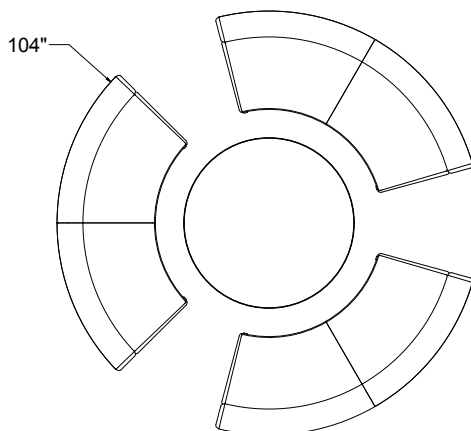
Total List \$7,049



Model Number	Qty	List	Extension
TA-LG-2472S-UB-ML-G1	2	\$2,975	\$5,950
NA-ST-3072R-29-TB	1	\$1,099	\$1,099

NA-003

Total List \$10,928



Model Number	Qty	List	Extension
TA-LG-2490IC-UB-CA-G1	3	\$3,143	\$9,429
NA-ST-42D-29-DB	1	\$1,499	\$1,499

Order Information	68
Specifications	69
Shared Tables	70



Use this checklist to be sure you have all of the necessary information to place your order.

☐ **Catalog Number**

Use our build guides to create your catalog number.

☐ **Laminate Selection** ***Laminate tops only***

Standard Wilsonart or Formica. Please specify manufacturer, color, finish and model number.

☐ **PVC Edge Band** ***PVC banded tops only***

See 8 for a complete list of standard LIAT PVC Edge Band options.

☐ **Accessories**

Tops

Table tops are constructed of 1-1/8" thick particle board core with a high pressure laminate on top and a backer sheet on the bottom. The edges are externally banded on all sides with a flush 3mm PVC band. Tables 60" in length and longer will receive a 14 gauge channeled stress bar for added support. All corners are rounded.

Standard Leg

The standard leg is constructed of a 60mm diameter steel leg connected to a square steel mounting plate with an M10 bolt. The leg plate attaches to the top with (8) #8 x 1" PPH screws. Each leg is fitted with a black 60mm diameter leveling glide that provides 1" of height adjustment. Standard legs are available at 25", 29" and 36" high tables.

Mobile Leg

The mobile leg is constructed of a 60mm diameter steel leg connected to a square steel mounting plate with an M10 bolt. The leg plate attaches to the top with (8) #8 x 1" PPH screws. Each leg is fitted with a black 60mm locking caster that provides 1/2" of height adjustment. Mobile legs are available for 29" high tables only.

Spacer Leg

The spacer leg is constructed of a 60mm diameter steel leg connected to a square steel mounting plate with an M10 bolt. The leg plate attaches to the top with (8) #8 x 1" PPH screws. Each leg is fitted with a black 60mm diameter spacer and leveling glide at the same height as the mobile leg and provides 1/2" of height adjustment. Spacer legs are available for 29" high tables only.

Maker Board Divider

The marker board divider is made of 3/4" thick, 3-ply particle board core construction with a .050" thick high pressure marker board laminate on both faces. All corners are rounded, and the edges are externally banded with a continuous black 3mm PVC edge band. The dividers are removable and are captured in edge-mount clamps that attach to the top by means of a thumb screw underneath the surface.

Modesty Panel

The modesty panel is formed from 12 gauge steel sheet metal and powder coated. The folded panel extends past the legs with a 45 degree flange on either end, and attaches to the top by means of (8) #14 x 1" PPH screws.

Electrical / Power

The standard built-in power upgrade option is an all metal flush clamp mounted power and charging solution with 2 power and 2 USB 2.1A charging ports and 108" cord length, constructed with 12A, 120 VAC spill resistant receptacles. Power units are available in Silver Pearl (-PS), Gloss White (-PW) and Black Powder Coat (-PB) finishes.

J-Wire Manager

All tables with a power upgrade are to come standard with one J-wire manager made of extruded plastic to hold wires. The J-wire manager is shipped loose and comes with double sided tape to assist with placement in the field. All J-wire managers must be installed with the included screws.

Part Number
Configurator

PA – **ST** – **1** **2** **3** – **4** – **5**

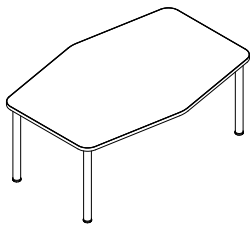
Required Selections

Component	Code	Description	24" Wide	30" Wide	36" Wide	42" Wide
1 Width	24	24" Wide Boat Top Table	\$0	-	-	-
	30	30" Wide Boat Top Table	-	\$0	-	-
	36	36" Wide Boat Top Table	-	-	\$0	-
	42	42" Wide Boat Top Table	-	-	-	\$0
2 Length	60	60" Long Boat Top Table	\$863	\$876	\$888	\$929
	66	66" Long Boat Top Table	\$876	\$888	\$900	\$962
	72	72" Long Boat Top Table	\$900	\$908	\$929	\$986
3 Top Shape	A	Boat Top	\$0	\$0	\$0	\$0
4 Height	26	26" High Table	\$0	\$0	\$0	\$0
	29	29" High Table	\$0	\$0	\$0	\$0
	36	36" High Table	\$80	\$80	\$80	\$80
5 Leg Color	SG	Steel Gray	\$0	\$0	\$0	\$0
	TB	Textured Black	\$0	\$0	\$0	\$0

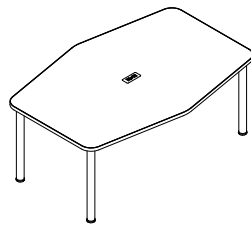
Available Upgrades

Component	Code	Description	24" Wide	30" Wide	36" Wide	42" Wide
6 Mobile Legs	-2CA	2 Casters/2 Spacers	\$130	\$130	\$130	\$130
	-4CA	4 Casters	\$130	\$130	\$130	\$130
-Casters only available on 29" high units						
7 Power	-PS	Cove - Silver Pearl	\$433	\$433	\$433	\$433
	-PB	Cove - Black Powder Coat	\$433	\$433	\$433	\$433
	-PW	Cove - Gloss White	\$433	\$433	\$433	\$433
-2 Power / 2 USB charging unit included with 108" Cord						

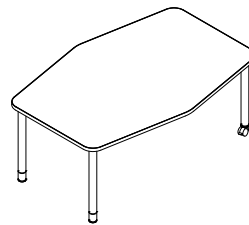
Quick Looks



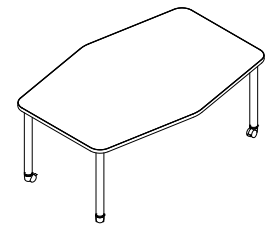
PA-ST-3672A-29-SG



PA-ST-3672A-29-SG-PS

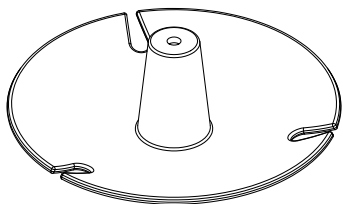


PA-ST-3672A-29-SG-2CA

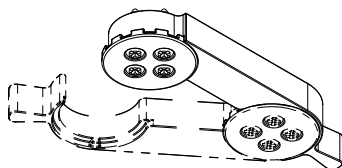


PA-ST-3672A-29-SG-4CA

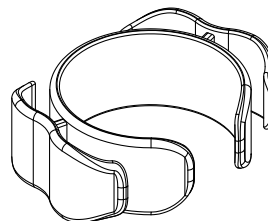
Popular Accessories



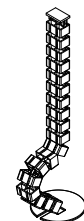
LA-WM24-90M



LA-TC900



LA-WC01



LA-WM16

Part Number
Configurator

PA – **ST** – **1** **2** **3** – **4** – **5**

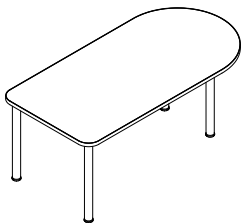
Required Selections

Component	Code	Description	36" Wide	42" Wide	48" Wide
1 Width	36	36" Wide Bullet Top Table	\$0	-	-
	42	42" Wide Bullet Top Table	-	\$0	-
	48	48" Wide Bullet Top Table	-	-	\$0
2 Length	48	48" Long Bullet Top Table	\$659	\$711	\$735
	60	60" Long Bullet Top Table	\$853	\$865	\$877
	66	66" Long Bullet Top Table	\$865	\$877	\$889
	72	72" Long Bullet Top Table	\$889	\$897	\$909
3 Top Shape	B	Bullet Top	\$0	\$0	\$0
4 Height	26	26" High Table	\$0	\$0	\$0
	29	29" High Table	\$0	\$0	\$0
	36	36" High Table	\$80	\$80	\$80
5 Leg Color	SG	Steel Gray	\$0	\$0	\$0
	TB	Textured Black	\$0	\$0	\$0

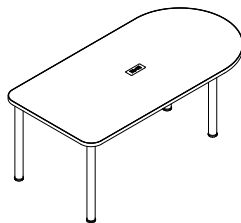
Available Upgrades

Component	Code	Description	36" Wide	42" Wide	48" Wide
6 Mobile Legs	-2CA	2 Casters/2 Spacers	\$130	\$130	\$130
	-4CA	4 Casters	\$130	\$130	\$130
-Casters only available on 29" high units					
7 Power	-PS	Cove - Silver Pearl	\$433	\$433	\$433
	-PB	Cove - Black Powder Coat	\$433	\$433	\$433
	-PW	Cove - Gloss White	\$433	\$433	\$433
-2 Power / 2 USB charging unit included with 108" Cord					

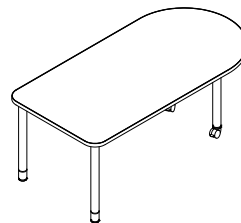
Quick Looks



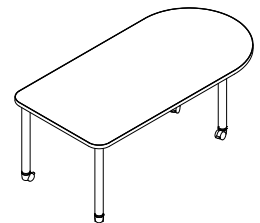
PA-ST-3672B-29-SG



PA-ST-3672B-29-SG-PS

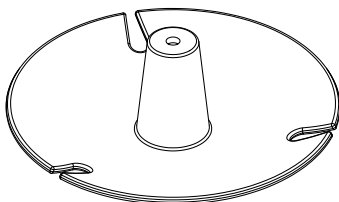


PA-ST-3672B-29-SG-2CA

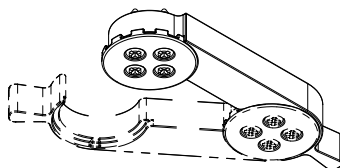


PA-ST-3672B-29-SG-4CA

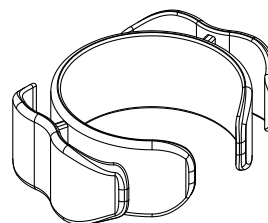
Popular Accessories



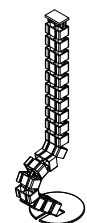
LA-WM24-90M



LA-TC900



LA-WC01



LA-WM16

Part Number
Configurator

PA – **ST** – **1** **2** **3** – **4** – **5**

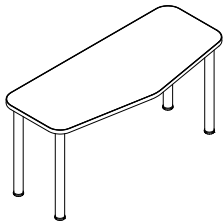
Required Selections

Component	Code	Description	21" Wide	24" Wide	30" Wide
1 Width	21	21" Wide Envelope Top Table	\$0	-	-
	24	24" Wide Envelope Top Table	-	\$0	-
	30	30" Wide Envelope Top Table	-	-	\$0
2 Length	60	60" Long Envelope Top Table	\$654	\$678	\$852
	66	66" Long Envelope Top Table	\$715	\$735	\$864
	72	72" Long Envelope Top Table	\$735	\$759	\$888
3 Top Shape	E	Envelope Top	\$0	\$0	\$0
4 Height	26	26" High Table	\$0	\$0	\$0
	29	29" High Table	\$0	\$0	\$0
	36	36" High Table	\$80	\$80	\$80
5 Leg Color	SG	Steel Gray	\$0	\$0	\$0
	TB	Textured Black	\$0	\$0	\$0

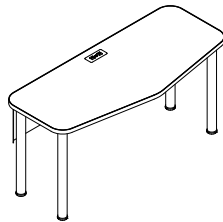
Available Upgrades

Component	Code	Description	60" Long	66" Long	72" Long
6 Modesty	-MPS	Modesty Panel - Steel Gray	\$359	\$412	\$420
	-MPB	Modesty Panel - Textured Black	\$359	\$412	\$420
	-MPW	Modesty Panel - White	\$359	\$412	\$420
7 Mobile Legs	-2CA	2 Casters/2 Spacers	\$129	\$129	\$129
	-4CA	4 Casters	\$129	\$129	\$129
-Casters only available on 29" high units					
8 Power	-PS	Cove - Silver Pearl	\$432	\$432	\$432
	-PB	Cove - Black Powder Coat	\$432	\$432	\$432
	-PW	Cove - Gloss White	\$432	\$432	\$432
-2 Power / 2 USB charging unit included with 108" Cord					

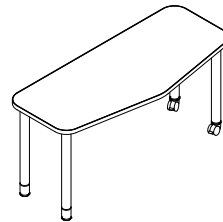
Quick Looks



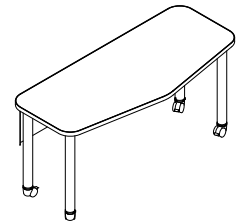
PA-ST-2160E-29-SG



PA-ST-2160E-29-SG-MPS-PS

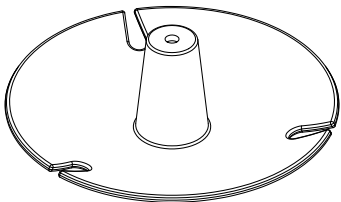


PA-ST-2160E-29-SG-2CA

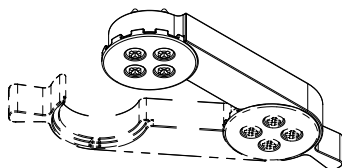


PA-ST-2160E-29-SG-MPS-4CA

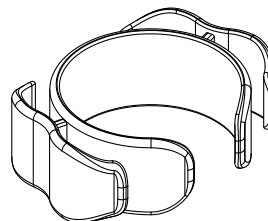
Popular Accessories



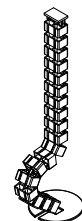
LA-WM24-90M



LA-TC900



LA-WC01



LA-WM16

Part Number
Configurator

PA – **ST** – **1** **2** **3** – **4** – **5**

Required Selections

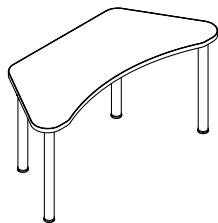
Component	Code	Description	30" Wide	36" Wide
1 Width	30	30" Wide Game Top Table	\$0	-
	36	36" Wide Game Top Table	-	\$0
2 Length	48	48" Long Game Top Table	\$598	-
	60	60" Long Game Top Table	\$654	-
	66	66" Long Game Top Table	\$715	\$864
	72	72" Long Game Top Table	\$735	\$876
3 Top Shape	G	Game Top	\$0	\$0
4 Height	26	26" High Table	\$0	\$0
	29	29" High Table	\$0	\$0
	36	36" High Table	\$80	\$80
5 Leg Color	SG	Steel Gray	\$0	\$0
	TB	Textured Black	\$0	\$0

Available Upgrades

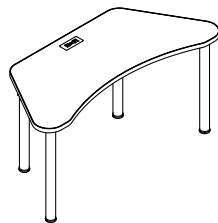
Component	Code	Description	30" Wide	36" Wide
6 Mobile Legs	-2CA	2 Casters/2 Spacers	\$129	\$129
	-4CA	4 Casters	\$129	\$129
-Casters only available on 29" high units				
7 Power	-PS	Cove - Silver Pearl	\$432	\$432
	-PB	Cove - Black Powder Coat	\$432	\$432
	-PW	Cove - Gloss White	\$432	\$432

-2 Power / 2 USB charging unit included with 108" Cord

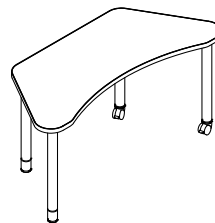
Quick Looks



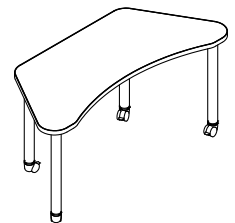
PA-ST-3066G-29-SG



PA-ST-3066G-29-SG-PS

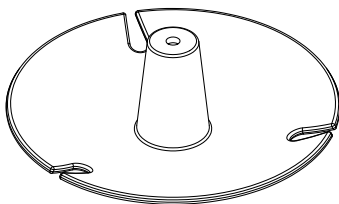


PA-ST-3066G-29-SG-2CA

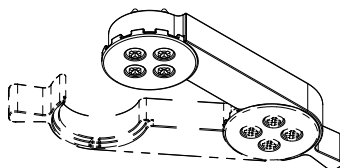


PA-ST-3066G-29-SG-4CA

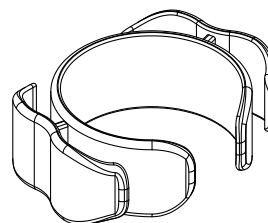
Popular Accessories



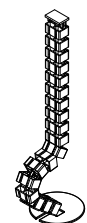
LA-WM24-90M



LA-TC900



LA-WC01



LA-WM16

Part Number
Configurator

PA – **ST** – **1** **2** **3** – **4** – **5**

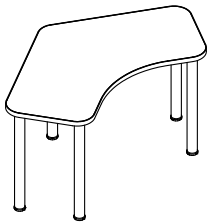
Required Selections

Component	Code	Description	21" Wide	24" Wide
1 Width	21	21" Wide Pod Top Table	\$0	-
	24	24" Wide Pod Top Table	-	\$0
2 Length	60	60" Long Pod Top Table	\$909	\$921
	66	66" Long Pod Top Table	\$933	\$953
	72	72" Long Pod Top Table	\$953	\$973
3 Top Shape	P	Pod Top	\$0	\$0
4 Height	26	26" High Table	\$0	\$0
	29	29" High Table	\$0	\$0
	36	36" High Table	\$100	\$100
5 Leg Color	SG	Steel Gray	\$0	\$0
	TB	Textured Black	\$0	\$0

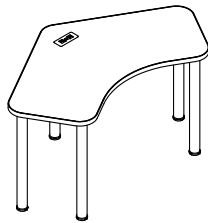
Available Upgrades

Component	Code	Description	21" Wide	24" Wide
6 Mobile Legs	-2CA	2 Casters/3 Spacers	\$162	\$162
	-5CA	5 Casters	\$162	\$162
	-Casters only available on 29" high units			
7 Power	-PS	Cove - Silver Pearl	\$432	\$432
	-PB	Cove - Black Powder Coat	\$432	\$432
	-PW	Cove - Gloss White	\$432	\$432
-2 Power / 2 USB charging unit included with 108" Cord				

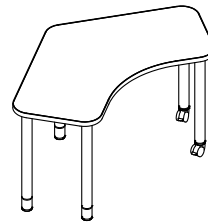
Quick Looks



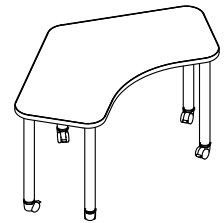
PA-ST-2160P-29-SG



PA-ST-2160P-29-SG-PS

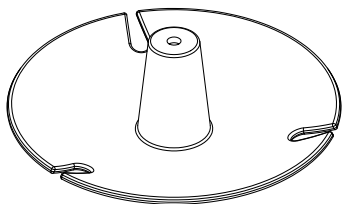


PA-ST-2160P-29-SG-2CA

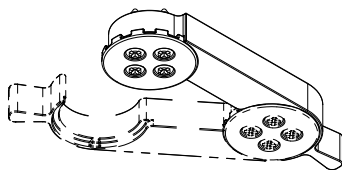


PA-ST-2160P-29-SG-MPS-5CA

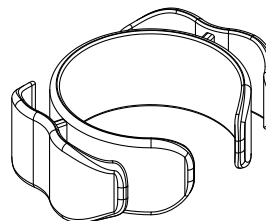
Popular Accessories



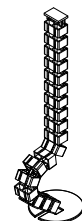
LA-WM24-90M



LA-TC900



LA-WC01



LA-WM16

Part Number
Configurator

PA – **ST** – **1** **2** – **3** – **4**

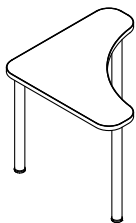
Required Selections

Component	Code	Description	30" Long	36" Long	42" Long
1 Size	30	30" Wide Quad Top Table	\$602	-	-
	36	36" Wide Quad Top Table	-	\$622	-
	42	42" Wide Quad Top Table	-	-	\$646
2 Top Shape	Q	Quad Top	\$0	\$0	\$0
3 Height	26	26" High Table	\$0	\$0	\$0
	29	29" High Table	\$0	\$0	\$0
	36	36" High Table	\$60	\$60	\$60
4 Leg Color	SG	Steel Gray	\$0	\$0	\$0
	TB	Textured Black	\$0	\$0	\$0

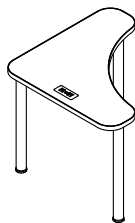
Available Upgrades

Component	Code	Description	30" Long	36" Long	42" Long
5 Mobile Legs	-2CA	2 Casters/1 Spacer	\$97	\$97	\$97
	-3CA	3 Casters	\$97	\$97	\$97
	-Casters only available on 29" high units				
6 Power	-PS	Cove - Silver Pearl	\$432	\$432	\$432
	-PB	Cove - Black Powder Coat	\$432	\$432	\$432
	-PW	Cove - Gloss White	\$432	\$432	\$432
-2 Power / 2 USB charging unit included with 108" Cord					

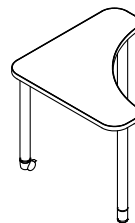
Quick Looks



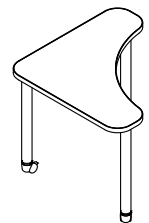
PA-ST-36Q-29-SG



PA-ST-36Q-29-SG-PS

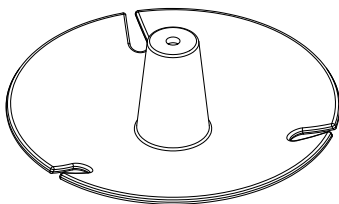


PA-ST-36Q-29-SG-2CA

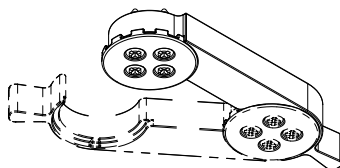


PA-ST-36Q-29-SG-3CA

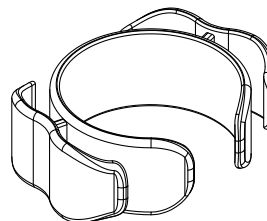
Popular Accessories



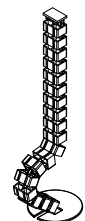
LA-WM24-90M



LA-TC900



LA-WC01



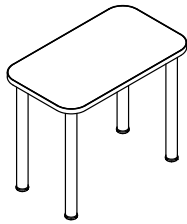
LA-WM16

Part Number
Configurator

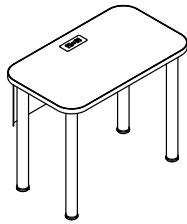
PA – **ST** – **1** **2** **3** – **4** – **5**

Required Selections								
	Component	Code	Description	36" Long	48" Long	60" Long	66" Long	72" Long
1	Width	21	21" Wide Rectangle Top	\$545	\$569	\$650	\$662	\$678
		24	24" Wide Rectangle Top	\$569	\$590	\$678	\$687	\$707
		30	30" Wide Rectangle Top	\$586	\$610	\$703	\$715	\$727
		36	36" Wide Rectangle Top	\$650	\$658	\$852	\$864	\$888
		42	42" Wide Rectangle Top	-	\$711	\$876	\$888	\$909
		48	48" Wide Rectangle Top	-	\$735	\$897	\$909	\$925
2	Length	36	36" Long Rectangle Top	\$0	-	-	-	-
		48	48" Long Rectangle Top	-	\$0	-	-	-
		60	60" Long Rectangle Top	-	-	\$0	-	-
		66	66" Long Rectangle Top	-	-	-	\$0	-
		72	72" Long Rectangle Top	-	-	-	-	\$0
3	Top Shape	R	Rectangle Top	\$0	\$0	\$0	\$0	\$0
4	Height	26	26" High Table	\$0	\$0	\$0	\$0	\$0
		29	29" High Table	\$0	\$0	\$0	\$0	\$0
		36	36" High Table	\$80	\$80	\$80	\$80	\$80
5	Leg Color	SG	Steel Gray	\$0	\$0	\$0	\$0	\$0
		TB	Textured Black	\$0	\$0	\$0	\$0	\$0
Available Upgrades								
	Component	Code	Description	36" Long	48" Long	60" Long	66" Long	72" Long
6	Modesty	-MPS	Modesty Panel - Steel Gray	\$343	\$351	\$359	\$412	\$420
		-MPB	Modesty Panel - Textured Black	\$343	\$351	\$359	\$412	\$420
		-MPW	Modesty Panel - White	\$343	\$351	\$359	\$412	\$420
		- Modesty Panels not available on units over 30" wide						
7	Mobile Legs	-2CA	2 Casters/2 Spacers	\$129	\$129	\$129	\$129	\$129
		-4CA	4 Casters	\$129	\$129	\$129	\$129	\$129
		-Casters only available on 29" high units						
8	Power	-PS	Cove - Silver Pearl	\$432	\$432	\$432	\$432	\$432
		-PB	Cove - Black Powder Coat	\$432	\$432	\$432	\$432	\$432
		-PW	Cove - Gloss White	\$432	\$432	\$432	\$432	\$432
		-2 Power / 2 USB charging unit included with 108" Cord						

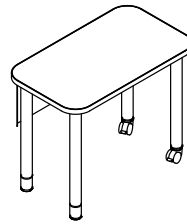
Quick Looks



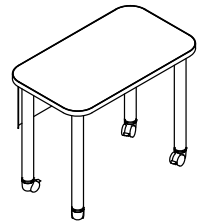
PA-ST-2136R-29-SG



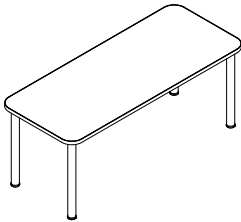
PA-ST-2136R-29-SG-MPS-PS



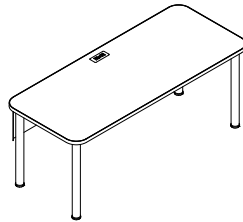
PA-ST-2136R-29-SG-MPS-2CA



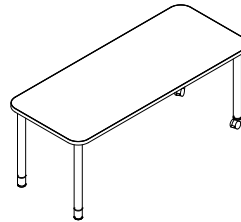
PA-ST-2136R-29-SG-MPS-4CA



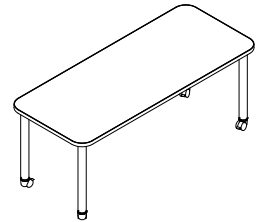
PA-ST-3072R-29-SG



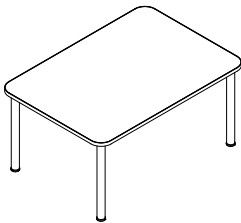
PA-ST-3072R-29-SG-MPS-PS



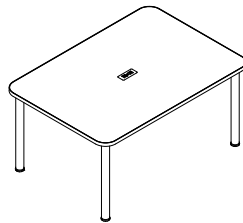
PA-ST-3072R-29-SG-2CA



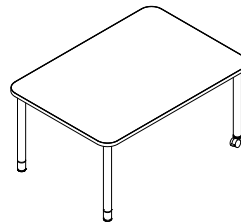
PA-ST-3072R-29-SG-4CA



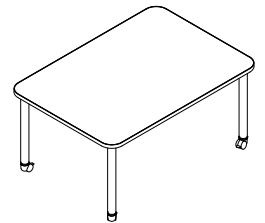
PA-ST-4260R-29-SG



PA-ST-4260R-29-SG-PS

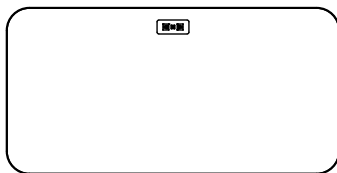


PA-ST-4260R-29-SG-2CA

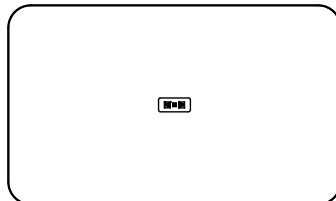


PA-ST-4260R-29-SG-4CA

Power Locations

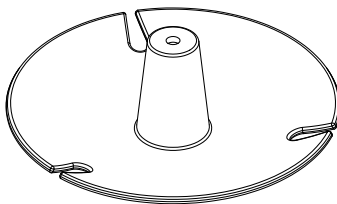


Less than 36" Wide

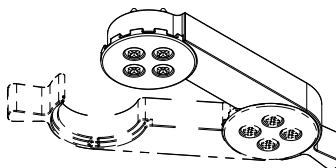


36" Wide and Over

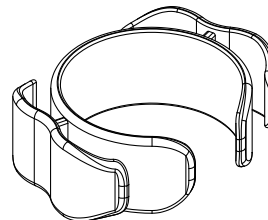
Popular Accessories



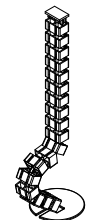
LA-WM24-90M



LA-TC900



LA-WC01



LA-WM16

Part Number
Configurator

PA – **ST** – **1** **2** – **3** – **4**

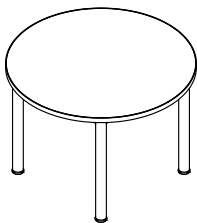
Required Selections

Component	Code	Description	42" Dia	48" Dia	54" Dia	60" Dia
1 Diameter	42	42" Dia Round Top Table	\$658	-	-	-
	48	48" Dia Round Top Table	-	\$711	-	-
	54	54" Dia Round Top Table	-	-	\$876	-
	60	60" Dia Round Top Table	-	-	-	\$897
2 Top Shape	D	Round Top	\$0	\$0	\$0	\$0
3 Height	26	26" High Table	\$0	\$0	\$0	\$0
	29	29" High Table	\$0	\$0	\$0	\$0
	36	36" High Table	\$80	\$80	\$80	\$80
4 Leg Color	SG	Steel Gray	\$0	\$0	\$0	\$0
	TB	Textured Black	\$0	\$0	\$0	\$0

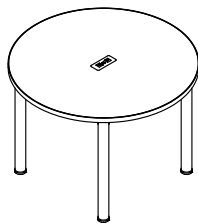
Available Upgrades

Component	Code	Description	42" Dia	48" Dia	54" Dia	60" Dia
5 Mobile Legs	-2CA	2 Casters/2 Spacers	\$129	\$129	\$129	\$129
	-4CA	4 Casters	\$129	\$129	\$129	\$129
	-Casters only available on 29" high units					
6 Power	-PS	Cove - Silver Pearl	\$432	\$432	\$432	\$432
	-PB	Cove - Black Powder Coat	\$432	\$432	\$432	\$432
	-PW	Cove - Gloss White	\$432	\$432	\$432	\$432
-2 Power / 2 USB charging unit included with 108" Cord						

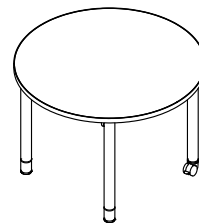
Quick Looks



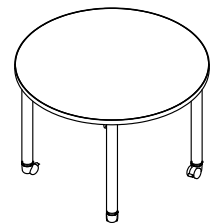
PA-ST-42D-29-SG



PA-ST-42D-29-SG-PS

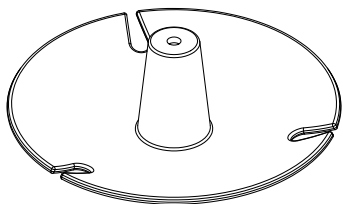


PA-ST-42D-29-SG-2CA

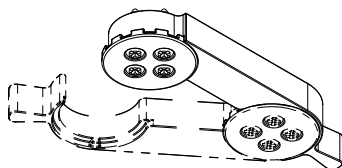


PA-ST-42D-29-SG-4CA

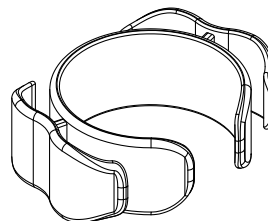
Popular Accessories



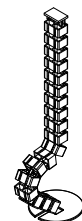
LA-WM24-90M



LA-TC900



LA-WC01



LA-WM16

Part Number
Configurator

PA – **ST** – **1** **2** **3** – **4** – **5**

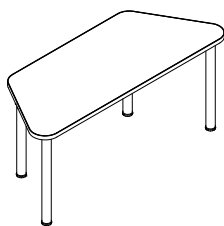
Required Selections

Component	Code	Description	24" Wide	30" Wide	36" Wide
1 Width	24	24" Wide Trapezoid Top Table	\$0	-	-
	30	30" Wide Trapezoid Top Table	-	\$0	-
	36	36" Wide Trapezoid Top Table	-	-	\$0
2 Length	36	36" Long Trapezoid Top Table	\$545	-	-
	48	48" Long Trapezoid Top Table	\$573	\$598	-
	60	60" Long Trapezoid Top Table	\$650	\$662	\$852
	66	66" Long Trapezoid Top Table	\$662	\$715	\$864
	72	72" Long Trapezoid Top Table	\$687	\$735	\$888
3 Top Shape	T	Trapezoid Top	\$0	\$0	\$0
4 Height	26	26" High Table	\$0	\$0	\$0
	29	29" High Table	\$0	\$0	\$0
	36	36" High Table	\$80	\$80	\$80
5 Leg Color	SG	Steel Gray	\$0	\$0	\$0
	TB	Textured Black	\$0	\$0	\$0

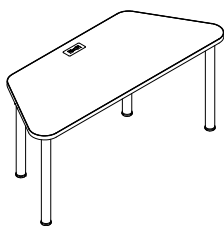
Available Upgrades

Component	Code	Description	24" Wide	30" Wide	36" Wide
6 Mobile Legs	-2CA	2 Casters/2 Spacers	\$129	\$129	\$129
	-4CA	4 Casters	\$129	\$129	\$129
	-Casters only available on 29" high units				
7 Power	-PS	Cove - Silver Pearl	\$432	\$432	\$432
	-PB	Cove - Black Powder Coat	\$432	\$432	\$432
	-PW	Cove - Gloss White	\$432	\$432	\$432
-2 Power / 2 USB charging unit included with 108" Cord					

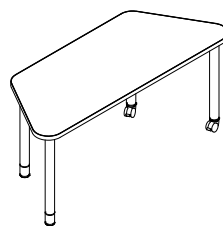
Quick Looks



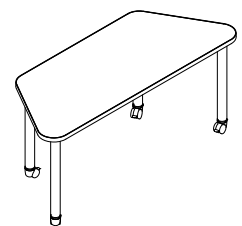
PA-ST-3072T-29-SG



PA-ST-3072T-29-SG-PS

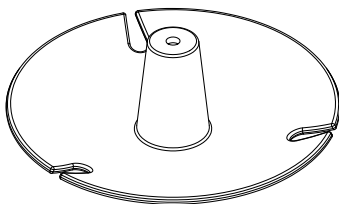


PA-ST-3072T-29-SG-2CA

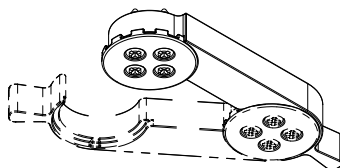


PA-ST-3072T-29-SG-4CA

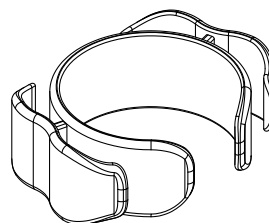
Popular Accessories



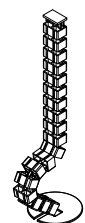
LA-WM24-90M



LA-TC900



LA-WC01



LA-WM16

Translate

Price List

Effective 11/1/2022

Order Information	81
Specifications	82
Terminology & Tips	84
Study Tables	86
Desking	88
Typicals	98



LIATfurniture.com

694 North Main Street · Troutman, NC 28166
TF 888 440 8205



Use this checklist to be sure you have all of the necessary information to place your order.

☐ **Catalog Number**

Use our build guides to create your catalog number.

☐ **Laminate Selection**

Standard Wilsonart or Formica. Please specify manufacturer, color, finish and model number.

☐ **PVC Edge Band**

See 8 for a complete list of standard LIAT PVC Edge Band options.

☐ **Metal Color Selection**

See 10 for a complete list of standard LIAT Metal Color options.

☐ **Accessories**

Tops

Table tops are constructed of 1-1/8" thick particle board core with a high pressure laminate on top and a backer sheet on the bottom. The edges are externally banded on all exposed sides a 3mm PVC band. Any top that is part of a starter/adder/end configuration will have seams, which connect with tite-joint fasteners on the underside of the top.

Table Sizes

The standard table height for Translate is 29". Additional heights of 25" and 27" are available upon request. Due to the inward taper of the frames, Translate tables cannot be ordered at heights above 29". Width and length sizes of the tables are nominal; contact project management prior to ordering should the overall dimensions be critical.

Open Frame Base

The open welded metal frame bases are constructed of 1" x 3" 16 gauge tubular steel with two horizontal rails at the top and bottom mitered and welded to two vertical rails at either side, angled with a 5 degree inward taper from the top. All corner miters and welds are to be ground smooth. Each frame includes two 1/4" thick steel support tabs welded at either end. Two metal cross stretchers running lengthwise are constructed of 1" square 16 gauge tubular steel with three holes for #14 x 3/4" PPH screws and star washers to attach the frame to the top. The cross stretchers are bolted to the metal end frames for added stability.

Acrylic Panel Frame Base

The open welded metal frame bases are constructed of 1" x 3" 16 gauge tubular steel with two horizontal rails at the top and bottom mitered and welded to two vertical rails at either side, angled with a 5 degree inward taper from the top. All corner miters and welds are to be ground smooth. Each frame includes two 1/4" thick steel support tabs welded at either end. There are two inset tabs welded to each vertical rail running the entire length of the rail. Two 1/4" thick acrylic panels are captured flush inside the frames by means of dual-lock tape. The inner panel includes mouse holes at the top and bottom for wire management. Two metal cross stretchers running lengthwise are constructed of 1" square 16 gauge tubular steel with three holes for #14 x 3/4" PPH screws and star washers to attach the frame to the top. The cross stretchers are bolted to the metal end frames for added stability.

Laminate Panel Frame Base

The open welded metal frame bases are constructed of 1" x 3" 16 gauge tubular steel with two horizontal rails at the top and bottom mitered and welded to two vertical rails at either side, angled with a 5 degree inward taper from the top. All corner miters and welds are to be ground smooth. Each frame includes two 1/4" thick steel support tabs welded at either end. There are two inset tabs welded to each vertical rail running the entire length of the rail. Two 1/4" thick wood panels with vertical grade high pressure laminate on the exposed face are captured flush inside the frames by means of dual-lock tape. The inner panel includes mouse holes at the top and bottom for wire management. Two metal cross stretchers running lengthwise are constructed of 1" square 16 gauge tubular steel with three holes for #14 x 3/4" PPH screws and star washers to attach the frame to the top. The cross stretchers are bolted to the metal end frames for added stability.

X-Base

The X-base is constructed of 1" x 3" 16 gauge tubular steel with two horizontal rails at the top and bottom mitered and welded to four vertical rails at either side, angled with a 5 degree inward taper from the top. The top horizontal rails include through holes for #14 x 3/4" PPH screws and star washers to attach the base to the top. All corner miters and welds are to be ground smooth.

Glides

Each frame is fitted with 1-1/4" diameter rubber cushioned adjustable leveling glides with a 15/16" stem.

Acrylic Divider (Single Face)

The single face acrylic divider extends 8" above the work surface and is constructed of 1/4" thick clear acrylic frosted on both sides. The divider is captured in steel glass clamps with rubber gaskets, which attach to the table top by means of #8 x 1" PFH wood screws. All edges of the divider are eased and polished. The divider runs along the back edge of single face units.

Acrylic Divider (Double Face)

The double face acrylic divider starts 1" above the work surface and extends to 8" above the work surface and is constructed of 1/4" thick clear acrylic frosted on both sides. The divider is captured between powder coated divider posts constructed of 1" square powder coated steel bars with a 1/4" thick x 3/8" deep route to hold the acrylic, and a 1/4"-20 x 1-3/4" long threaded rod extending from the bottom to pass through the work surface and frame and is held in place with a nut and star washer. The top and bottom edges of the acrylic are eased and polished. The divider runs lengthwise between the users on double face units.

Wire Manager Leg

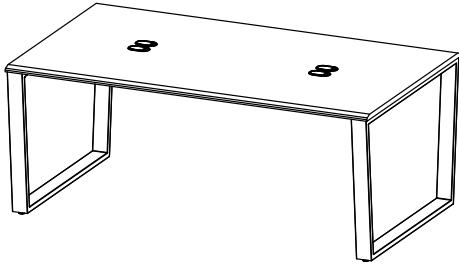
The optional removable door leg comes with an egress hole near the top and bottom of the leg. Between the two egress holes is a removable 16 gauge powder coated steel door held in place by means of four 1/8" thick x 1/2" wide x 1-1/2" long neodymium magnets with a 6.56lb pull allowing access to wire management without having to snake cords through the leg. The wire leg is only available on open frame units.

Electrical / Power

The standard built-in power upgrade options include cutouts for M2X and Mho power units that provide various options for power outlets, data ports and USB charging. Power units must be ordered separately. See the accessories for standard offerings, or contact project management to customize your desired selection.

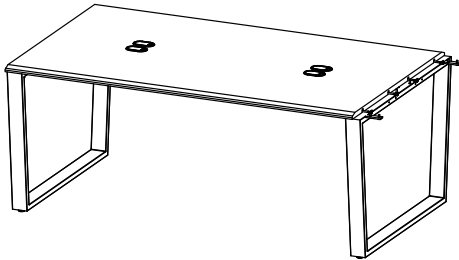
J-Wire Manager

All tables with a power upgrade are to come standard with one J-wire manager made of extruded plastic to hold wires. The J-wire manager is shipped loose and comes with double sided tape to assist with placement in the field. All J-wire managers must be installed with the included screws.



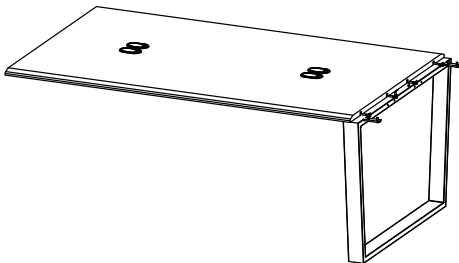
Island

Island units are stand-alone or free-standing. The top is banded on all four sides, and the table includes two end frames.



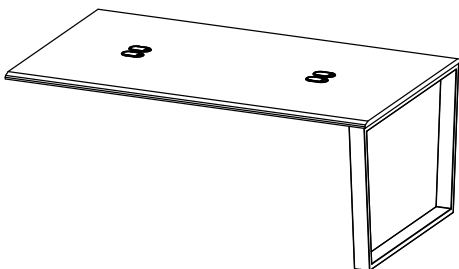
Starter

*Starter units act as a starting point for a run of tables. The top is banded on two long edges and one end, and the table includes one end frame and one intermediate frame to be shared with the next table. **All starters must be ordered with an end.***



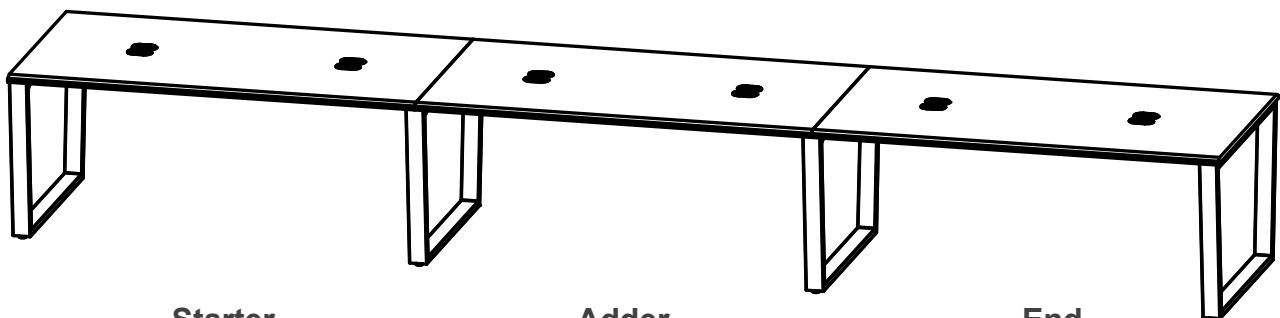
Adder

*Adder units act as an extension for a run of tables. The top is banded on two long edges, and the table includes one intermediate frame to be shared with the next table. **All adders must be ordered with both a starter and an end unit. There is no limit to the amount of adders allowed in a given run.***



End

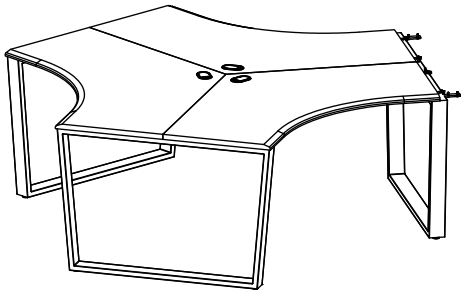
*End units act as an ending point for a run of tables. The top is banded on two long edges and one end, and the table includes one end frame and one intermediate frame to be shared with the next table. **All ends must be ordered with a starter.***



Starter

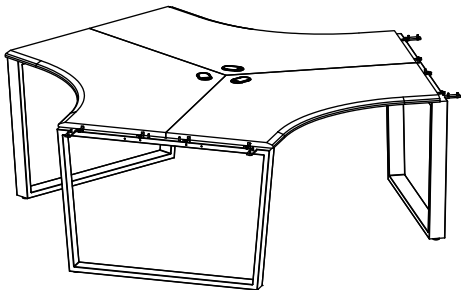
Adder

End



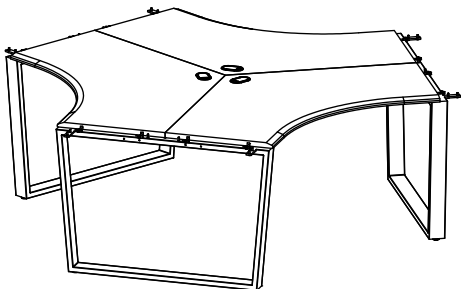
Starter 1 (Pod)

Starter 1 units start a run of tables in one direction. The top is banded on all user sides and two ends, and the table includes two end frames and one intermediate frame to be shared with the next table. **There must be one End table ordered for every Starter 1 table.**



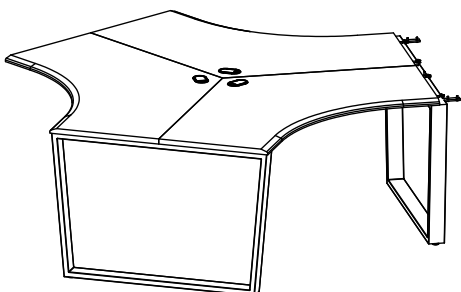
Starter 2 (Pod)

Starter 2 units start a run of tables in two directions. The top is banded on all user sides and one end, and the table includes one end frame and two intermediate frames to be shared with the next tables. **There must be two End tables ordered for every Starter 2 table.**



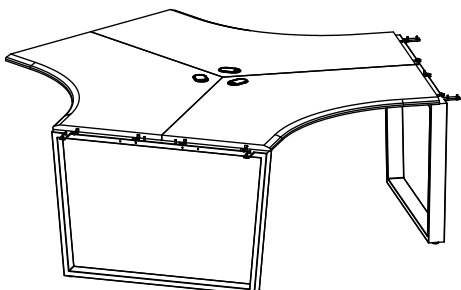
Starter 3 (Pod)

Starter 3 units start a run of tables in three directions. The top is banded on all user sides, and the table includes three intermediate frames to be shared with the next tables. **There must be three End tables ordered for every Starter 3 table.**



Adder 1 (Pod)

Adder 1 units continue a run of tables in one direction. The top is banded on all user sides and one end, and the table includes one end frame and one intermediate frame to be shared with the next table. **There is no limit to the amount of adders allowed in a given run.**



Adder 2 (Pod)

Adder 2 units continue a run of tables in two directions. The top is banded on all user sides, and the table includes two intermediate frames to be shared with the next tables. **There is no limit to the amount of adders allowed in a given run.**

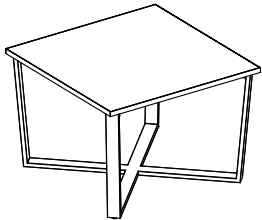
Part Number
Configurator

TR – **ST** – **1** **2** – **3** – **4** – **5**


Required Selections

Component	Code	Description	42" Wide/Dia	48" Wide/Dia	60" Wide/Dia
1 Size	42	42" Study Table	\$0	-	-
	48	48" Study Table	-	\$0	-
	60	60" Study Table	-	-	\$0
2 Top Shape	S	Square Top	\$2,651	\$2,693	\$2,833
	D	Round Top	\$2,719	\$2,761	\$3,058
3 Height	25	25" High Unit	\$0	\$0	\$0
	27	27" High Unit	\$0	\$0	\$0
	29	29" High Unit	\$0	\$0	\$0
4 Frame Style	XB	X-Base	\$0	\$0	\$0
5 Edge Detail	MM	3mm PVC Edge	\$0	\$0	\$0

Quick Looks



TR-ST-42S-29-XB-MM



TR-ST-42D-29-XB-MM

Part Number
Configurator

TR – **ST** – **1** **2** – **3** – **4** – **5**

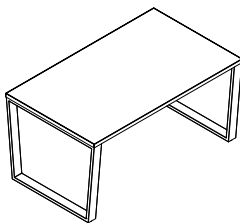
Required Selections

Component	Code	Description	30" Wide	36" Wide	42" Wide	48" Wide
1 Width	30	30" Wide Study Table	\$0	-	-	-
	36	36" Wide Study Table	-	\$0	-	-
	42	42" Wide Study Table	-	-	\$0	-
	48	48" Wide Study Table	-	-	-	\$0
2 Length	36	36" Long Study Table	\$2,674	\$2,746	-	-
	48	48" Long Study Table	\$2,695	\$2,797	\$2,877	\$2,924
	60	60" Long Study Table	\$2,763	\$2,856	\$2,945	\$2,991
	72	72" Long Study Table	\$2,830	\$2,924	\$2,983	\$3,080
3 Height	25	25" High Unit	\$0	\$0	\$0	\$0
	27	27" High Unit	\$0	\$0	\$0	\$0
	29	29" High Unit	\$0	\$0	\$0	\$0
4 Frame Style	OF	Open Frame	\$0	\$0	\$0	\$0
	AF	Frosted Acrylic Panel	\$728	\$778	\$830	\$906
	LF	Laminate Panel	\$728	\$778	\$830	\$906
5 Edge Detail	MM	3mm PVC Edge	\$0	\$0	\$0	\$0

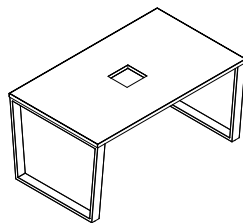
Available Upgrades

Component	Code	Description	30" Wide	36" Wide	42" Wide	48" Wide
6 Power	-MX	M2X Cutout	\$56	\$56	\$56	\$56
		-Power unit ordered separately				
7 Wire Leg	-WL1	Wire Leg Location 1	\$534	\$534	\$534	\$534
	-WL2	Wire Leg Location 2	\$534	\$534	\$534	\$534
		-Wire leg only available on Open Frame (OF) style tables				

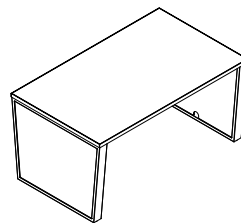
Quick Looks



TR-ST-3660-29-OF-MM



TR-ST-3660-29-OF-MM-MX



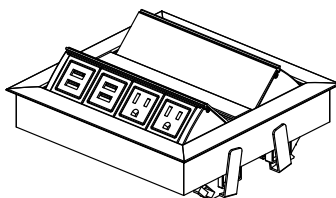
TR-ST-3660-29-LF-MM

Wire Leg Locations

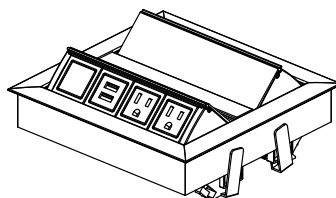


TR-ST-3660-29-LF-MM-MX

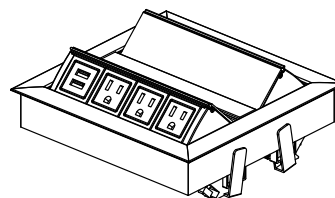
Popular Accessories



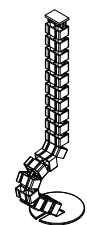
LA-M2X4-220-C120



LA-M2X4-211-C120



LA-M2X4-310-C120



LA-WM16

Part Number
Configurator

TR – DK – **1** **2** **3** – **4** – **5** – **6** – **7**

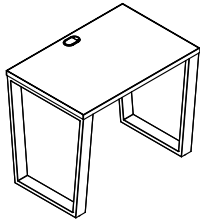
Required Selections

Component	Code	Description	24" Wide	30" Wide	42" Wide	48" Wide
1 Width	24	24" Wide Desking (Single Face)	\$0	-	-	-
	30	30" Wide Desking (Single Face)	-	\$0	-	-
	42	42" Wide Desking (Double Face)	-	-	\$0	-
	48	48" Wide Desking (Double Face)	-	-	-	\$0
2 Length	30	30" Long Straight Desking	\$1,907	\$1,937	\$2,025	\$2,055
	36	36" Long Straight Desking	\$1,937	\$1,958	\$2,119	\$2,148
	60	60" Long Straight Desking	\$2,076	\$2,102	\$2,436	\$2,462
	72	72" Long Straight Desking	\$2,102	\$2,148	\$2,555	\$2,584
3 Top Shape	S	Straight Top	\$0	\$0	\$0	\$0
4 Height	25	25" High Unit	\$0	\$0	\$0	\$0
	27	27" High Unit	\$0	\$0	\$0	\$0
	29	29" High Unit	\$0	\$0	\$0	\$0
5 Unit Type	I	Island	\$860	\$860	\$860	\$860
	S	Starter	\$860	\$860	\$860	\$860
	A	Adder	\$0	\$0	\$0	\$0
	E	End	\$0	\$0	\$0	\$0
6 Frame Style	OF	Open Frame	\$0	\$0	\$0	\$0
	-Adder units must be open frame					
	Island Units	AF Frosted Acrylic Panel	\$686	\$728	\$830	\$906
		LF Laminate Panel	\$686	\$728	\$830	\$906
	Starter & End Units	AF Frosted Acrylic Panel	\$343	\$364	\$415	\$453
		LF Laminate Panel	\$343	\$364	\$415	\$453
7 Edge Detail	MM	3mm PVC Edge	\$0	\$0	\$0	\$0

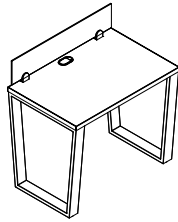
Available Upgrades

Component	Code	Description	30" Long	36" Long	60" Long	72" Long
8 Divider Style						
	24" - 30" Wide Units	-AR Acrylic Divider (Single Face)	\$365	\$407	\$542	\$589
	42" - 48" Wide Island Units	-AR Acrylic Divider (Double Face)	\$594	\$641	\$687	\$729
	42" - 48" Wide Starter Units	-AR Acrylic Divider (Double Face)	\$636	\$683	\$729	\$771
	42" - 48" Wide Adder Units	-AR Acrylic Divider (Double Face)	\$407	\$454	\$500	\$542
	42" - 48" Wide End Units	-AR Acrylic Divider (Double Face)	\$365	\$412	\$458	\$500
9 Power	-MH	Mho Cutout	\$56	\$56	\$56	\$56
	-Not available on units under 60" long; must be ordered separately.					
10 Wire Leg	-WL1	Wire Leg Location 1	\$534	\$534	\$534	\$534
	-Not available on adder units					
	-WL2	Wire Leg Location 2	\$534	\$534	\$534	\$534
	-Not available on adder units					
	-WLA	Wire Leg Location - Int. Frame	\$534	\$534	\$534	\$534

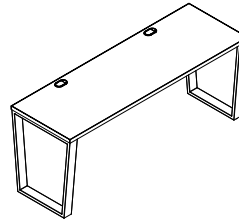
Quick Looks



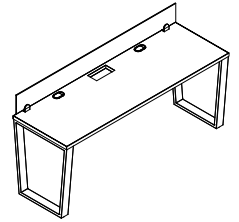
TR-DK-2436S-29-I-OF-MM



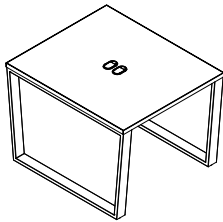
TR-DK-2436S-29-I-OF-MM-AR



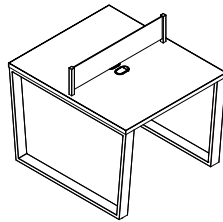
TR-DK-2472S-29-I-OF-MM



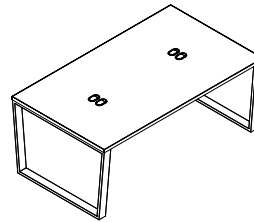
TR-DK-2472S-29-I-OF-MM-AR-MH



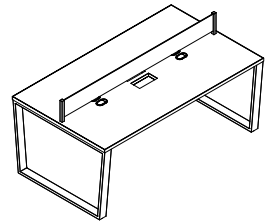
TR-DK-4236S-29-I-OF-MM



TR-DK-4236S-29-I-OF-MM-AR

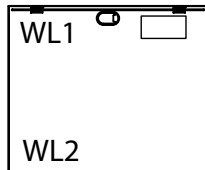


TR-DK-4272S-29-I-OF-MM

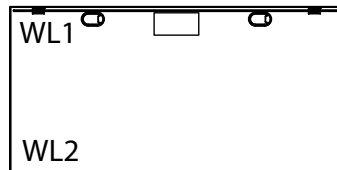


TR-DK-4272S-29-I-OF-MM-AR-MH

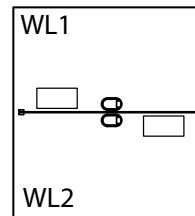
Power, Divider & Wire Leg Locations



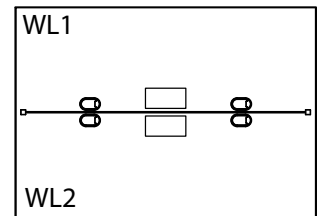
Single Face < 60" Long



Single Face \geq 60" Long

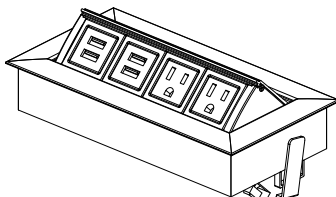


Double Face < 60" Long

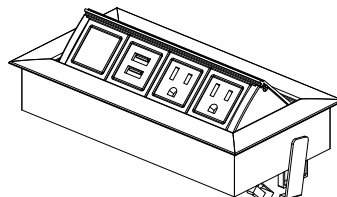


Double Face \geq 60" Long

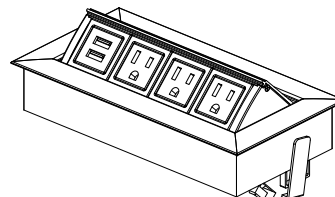
Popular Accessories



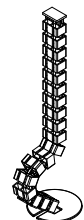
LA-MHO4-220-C120



LA-MHO4-211-C120



LA-MHO4-310-C120



LA-WM16

Part Number
Configurator

TR – **DK** – **1** **2** **3** – **4** – **5** – **6** – **7** – **8**

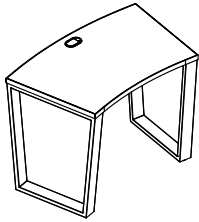
Required Selections

	Component	Code	Description	24" Wide	30" Wide		
1	Width	24	24" Wide Arc Desking	\$0	-		
		30	30" Wide Arc Desking	-	\$0		
2	Length	30	30" Long Arc Desking	\$2,047	\$2,072		
		36	36" Long Arc Desking	\$2,072	\$2,093		
		60	60" Long Arc Desking	\$2,212	\$2,241		
		72	72" Long Arc Desking	\$2,241	\$2,284		
3	Top Shape	A	Arc Top	\$0	\$0		
4	Height	25	25" High Unit	\$0	\$0		
		27	27" High Unit	\$0	\$0		
		29	29" High Unit	\$0	\$0		
5	Unit Type	I	Island	\$860	\$860		
		S	Starter	\$860	\$860		
		A	Adder	\$0	\$0		
		AR	Adder (Reversed)	\$0	\$0		
		E	End	\$0	\$0		
		ER	End (Reversed)	\$0	\$0		
6	Frame Style	OF	Open Frame	\$0	\$0		
		-Adder & Adder units must be open frame					
		Island Units	AF	Frosted Acrylic Panel	\$686	\$728	
			LF	Laminate Panel	\$686	\$728	
		Starter & End Units	AF	Frosted Acrylic Panel	\$343	\$364	
			LF	Laminate Panel	\$343	\$364	
		7	Edge Detail	MM	3mm PVC Edge	\$0	\$0
		8	User Location	IC	Inner Curve	\$0	\$0
OC	Outer Curve			\$0	\$0		

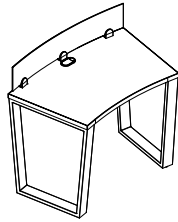
Available Upgrades

Component	Code	Description	30" Long	36" Long	60" Long	72" Long
9 Divider Style	-AR	Acrylic Divider	\$365	\$407	\$542	\$589
10 Wire Leg	-WL1	Wire Leg Location 1	\$534	\$534	\$534	\$534
	-Not available on adder units					
	-WL2	Wire Leg Location 2	\$534	\$534	\$534	\$534
	-Not available on adder units					
	-WLA	Wire Leg Location - Int Frame	\$534	\$534	\$534	\$534
-Available on starter/adder units only						

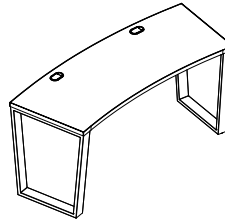
Quick Looks



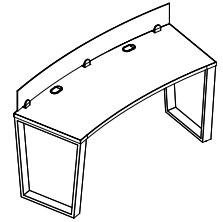
TR-DK-2436A-29-I-OF-MM-IC



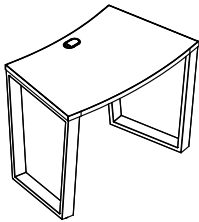
TR-DK-2436A-29-I-OF-MM-IC-AR



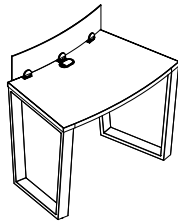
TR-DK-2460A-29-I-OF-MM-IC



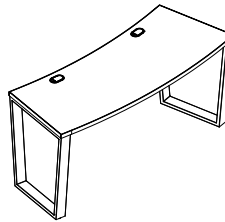
TR-DK-2460A-29-I-OF-MM-IC-AR



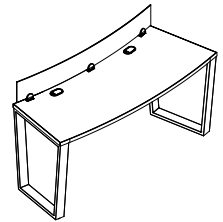
TR-DK-2436A-29-I-OF-MM-OC



TR-DK-2436A-29-I-OF-MM-OC-AR

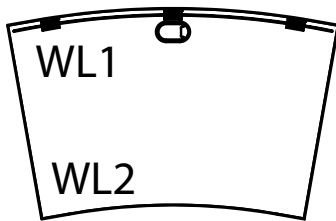


TR-DK-2460A-29-I-OF-MM-OC

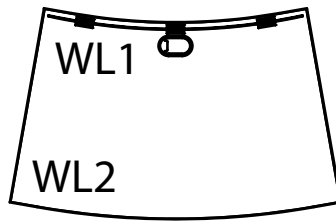


TR-DK-2460A-29-I-OF-MM-OC-AR

Divider & Wire Leg Locations

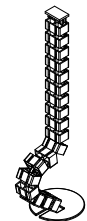


Inner Curve



Outer Curve

Popular Accessories



LA-WM16

Part Number
ConfiguratorTR – DK – **1** **2** **3** – **4** – **5** – **6** – **7**


Required Selections

Component	Code	Description	42" Wide	48" Wide
1 Width	42	42" Wide Arc Desking	\$0	-
	48	48" Wide Arc Desking	-	\$0
2 Length	36	36" Long Arc Desking	\$2,343	\$2,364
	60	60" Long Arc Desking	\$2,483	\$2,512
	72	72" Long Arc Desking	\$2,512	\$2,555
3 Top Shape	A	Arc Top	\$0	\$0
4 Height	25	25" High Unit	\$0	\$0
	27	27" High Unit	\$0	\$0
	29	29" High Unit	\$0	\$0
5 Unit Type	I	Island	\$860	\$860
	S	Starter	\$860	\$860
	A	Adder	\$0	\$0
	AR	Adder (Reversed)	\$0	\$0
	E	End	\$0	\$0
	ER	End (Reversed)	\$0	\$0
6 Frame Style	OF	Open Frame	\$0	\$0
	-Adder units must be open frame			
	Island Units	AF Frosted Acrylic Panel	\$830	\$906
		LF Laminate Panel	\$830	\$906
	Starter & End Units	AF Frosted Acrylic Panel	\$415	\$453
		LF Laminate Panel	\$415	\$453
7 Edge Detail	MM	3mm PVC Edge	\$0	\$0

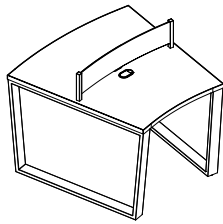
Available Upgrades

Component	Code	Description	36" Long	60" Long	72" Long
8 Divider Style	Island Units	-AR Acrylic Divider (Island)	\$641	\$687	\$729
	Starter Units	-AR Acrylic Divider (Starter)	\$683	\$729	\$771
	Adder Units	-AR Acrylic Divider (Adder)	\$454	\$500	\$542
	End Units	-AR Acrylic Divider (End)	\$412	\$458	\$500
	-WL1 & WL2 Not available on adder units				
9 Wire Leg	-WL1	Wire Leg Location 1	\$534	\$534	\$534
	-WL2	Wire Leg Location 2	\$534	\$534	\$534
	-WLA	Wire Leg Location - Intermediate Frame	\$534	\$534	\$534
-Available on starter/adder units only					

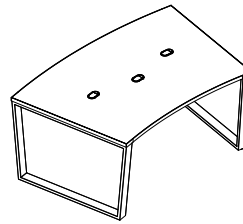
Quick Looks



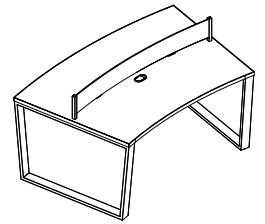
TR-DK-4236A-29-I-OF-MM




TR-DK-4236A-29-I-OF-MM-AR



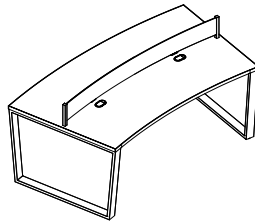
TR-DK-4260A-29-I-OF-MM



TR-DK-4260A-29-I-OF-MM-AR

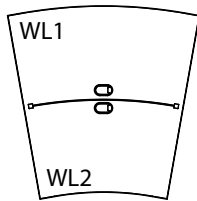


TR-DK-4272A-29-I-OF-MM

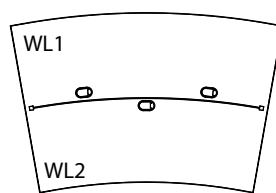


TR-DK-4272A-29-I-OF-MM-AR

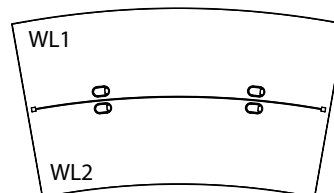
Divider & Wire Leg Locations



36" Long

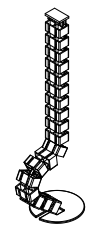


60" Long



72" Long

Popular Accessories



LA-WM16

Part Number
Configurator

TR – **DK** – **1** **2** **3** – **4** – **5** – **6** – **7**

Required Selections

Component	Code	Description	66" Long	84" Long	92" Long
1 Width	42	42" Wide Pod Desking	\$7,206	\$7,566	\$7,997
	48	48" Wide Pod Desking	\$7,299	\$7,654	\$8,095
2 Length	66	66" Long Pod Desking (3 Station)	\$0	-	-
	84	84" Long Pod Desking (6 Station)	-	\$0	-
	92	92" Long Pod Desking (6 Station)	-	-	\$0
3 Top Shape	P	Pod Top	\$0	\$0	\$0
4 Height	25	25" High Unit	\$0	\$0	\$0
	27	27" High Unit	\$0	\$0	\$0
	29	29" High Unit	\$0	\$0	\$0

Component	Code	Description	42" Wide	48" Wide
5 Unit Type	I	Island	\$860	\$860
	S1	Starter 1	\$860	\$860
	S2	Starter 2	\$860	\$860
	S3	Starter 3	\$860	\$860
	A1	Adder 1	\$0	\$0
	A2	Adder 2	\$0	\$0
	E	End	\$0	\$0
6 Frame Style	OF	Open Frame	\$0	\$0
	-Starter 3 Units & Adder 2 Units must be open Frame			
	Island Units	AF Frosted Acrylic Panel	\$1,245	\$1,359
		LF Laminate Panel	\$1,245	\$1,359
	Starter 1 Units & End Units	AF Frosted Acrylic Panel	\$830	\$906
		LF Laminate Panel	\$830	\$906
	Starter 2 Units & Adder 1 Units	AF Frosted Acrylic Panel	\$415	\$453
		LF Laminate Panel	\$415	\$453
		AF Frosted Acrylic Panel	\$0	\$0
		LF Laminate Panel	\$0	\$0
7 Edge Detail	MM	3mm PVC Edge	\$0	\$0


Available Upgrades

Component	Code	Description	66" Long	84" Long	92" Long
8 Divider Style					
	Island Units	-AR Acrylic Divider (Island)	\$2,056	\$2,098	\$2,145
	Starter 1 Units	-AR Acrylic Divider (Starter 1)	\$2,098	\$2,140	\$2,187
	Starter 2 Units	-AR Acrylic Divider (Starter 2)	\$2,140	\$2,182	\$2,229
	Starter 3 Units	-AR Acrylic Divider (Starter 3)	\$2,182	\$2,224	\$2,271
	Adder 1 Units	-AR Acrylic Divider (Adder 1)	\$1,869	\$1,911	\$1,958
	Adder 2 Units	-AR Acrylic Divider (Adder 2)	\$1,911	\$1,953	\$2,000
	End Units	-AR Acrylic Divider (End)	\$1,827	\$1,869	\$1,916

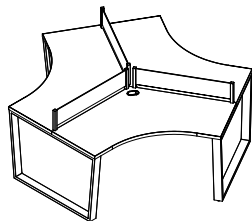
Available Upgrades

Component	Code	Description	66" Long	84" Long	92" Long
9 Power	-MH	Mho Cutout	\$168	\$168	\$168
		-Power units must be ordered separately.			
10 Wire Leg	-WL1	Wire Leg Location 1	\$534	\$534	\$534
		-Not available on adder units			
	-WL2	Wire Leg Location 2	\$534	\$534	\$534
		-Not available on adder units			
	-WLA	Wire Leg Location - Intermediate Frame	\$534	\$534	\$534
		-Available on starter/adder units only			


Quick Looks



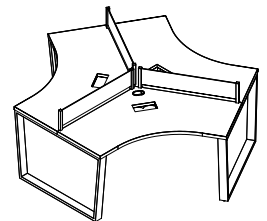
TR-DK-4266P-29-I-OF-MM



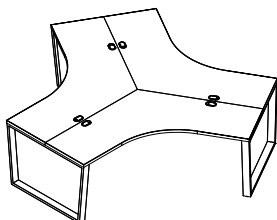
TR-DK-4266P-29-I-OF-MM-AR



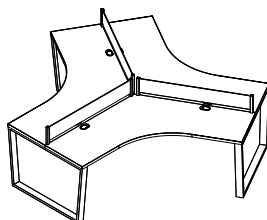
TR-DK-4266P-29-I-OF-MM-MH



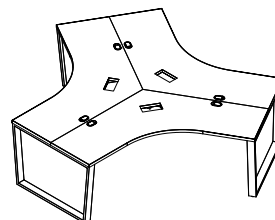
TR-DK-4266P-29-I-OF-MM-AR-MH



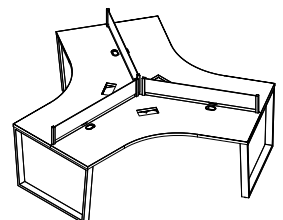
TR-DK-4284P-29-I-OF-MM



TR-DK-4284P-29-I-OF-MM-AR

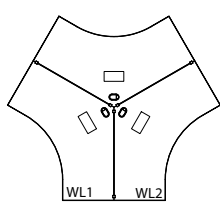


TR-DK-4284P-29-I-OF-MM-MH

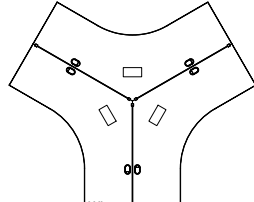


TR-DK-4284P-29-I-OF-MM-AR-MH

Power, Divider & Wire Leg Locations

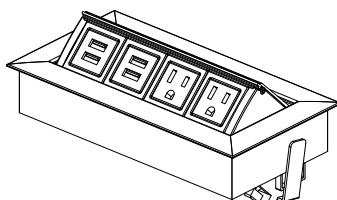


66" Long

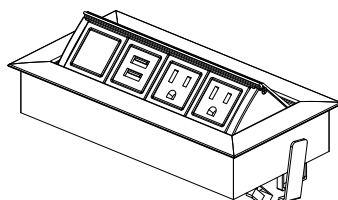


84" & 92" Long

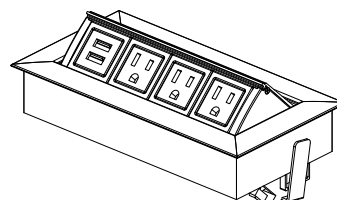
Popular Accessories



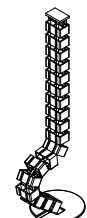
LA-MHO4-220-C120



LA-MHO4-211-C120



LA-MHO4-310-C120



LA-WM16

Part Number
Configurator

TR – **DK** – **1** **2** **3** – **4** – **5** – **6** – **7**

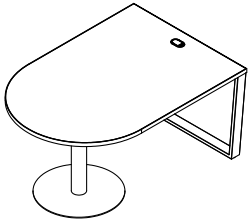
Required Selections

Component	Code	Description	42" Wide	48" Wide
1 Width	42	42" Wide Share Desking	\$0	-
	48	48" Wide Share Desking	-	\$0
2 Length	48	48" Long Share Desking	\$3,105	\$3,152
	60	60" Long Share Desking	\$3,156	\$3,203
	72	72" Long Share Desking	\$3,254	\$3,296
	84	84" Long Share Desking	\$3,321	\$3,372
3 Top Type	B	Bullet Top	\$0	\$0
	F	Fish Top	\$246	\$257
4 Height	25	25" High Unit	\$0	\$0
	27	27" High Unit	\$0	\$0
	29	29" High Unit	\$0	\$0
5 Unit Type	I	Island	\$860	\$860
	S	Starter	\$860	\$860
	E	End	\$0	\$0
6 Frame Style	OF	Open Frame	\$0	\$0
	-Starter units & End units must be open frame			
	AF	Frosted Acrylic Panel	\$415	\$453
	LF	Laminate Panel	\$415	\$453
7 Edge Detail	MM	3mm PVC Edge	\$0	\$0

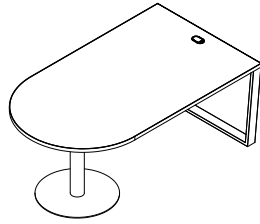
Available Upgrades

Component	Code	Description	48" Long	60" Long	72" Long	84" Long
8 Rack	-RK	Divider Post	\$229	\$229	\$229	\$229
	-Not available on Island units					
9 Power	-MX	M2X Cutout	\$56	\$56	\$56	\$56
	-DS4	4-Window Dropshare Cutout	\$56	\$56	\$56	\$56
	-DS6	6-Window Dropshare Cutout	-	\$56	\$56	\$56
-Power unit must be ordered separately.						
10 Wire Leg	-WL1	Wire Leg Location 1	\$534	\$534	\$534	\$534
	-Available on island units only					
	-WL2	Wire Leg Location 2	\$534	\$534	\$534	\$534
	-Available on island units only					
	-WLA	Wire Leg Location - Intermediate Frame	\$534	\$534	\$534	\$534
-Available on starter units only						

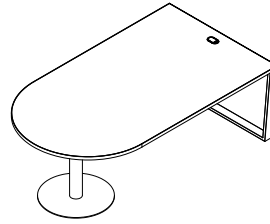
Quick Looks



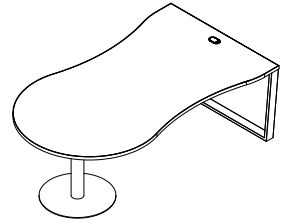
TR-DK-4260B-29-I-OF-MM



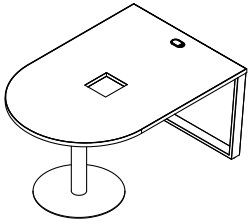
TR-DK-4272B-29-I-OF-MM



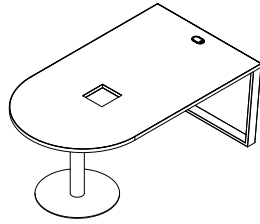
TR-DK-4884B-29-I-OF-MM



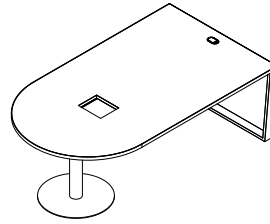
TR-DK-4884F-29-I-OF-MM



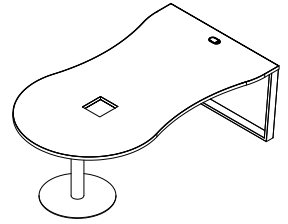
TR-DK-4260B-29-I-OF-MM-MX



TR-DK-4272B-29-I-OF-MM-MX

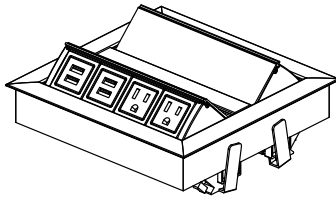


TR-DK-4884B-29-I-OF-MM-MX

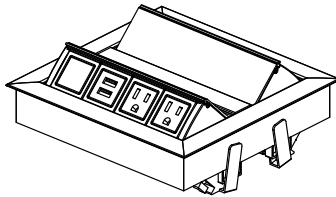


TR-DK-4884F-29-I-OF-MM-MX

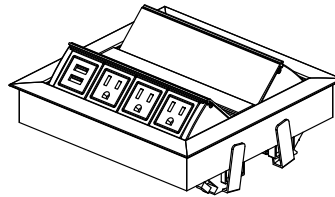
Popular Accessories



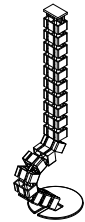
LA-M2X4-220-C120



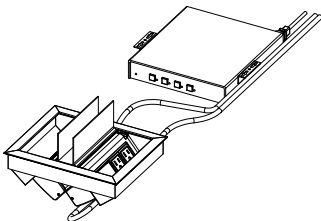
LA-M2X4-211-C120



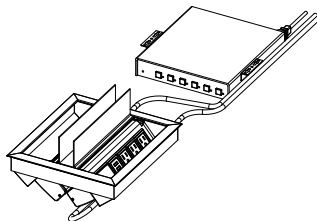
LA-M2X4-310-C120



LA-WM16



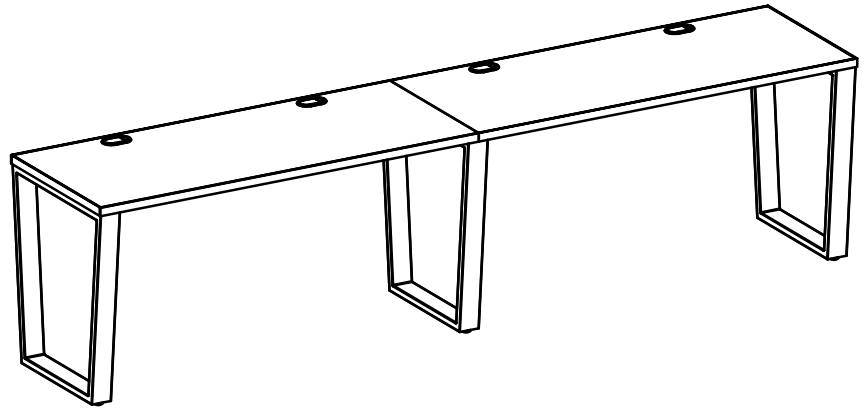
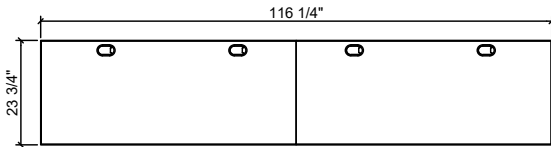
LA-DSX4-200-C120-SB



LA-DSX6-200-C120-SB

TR-001

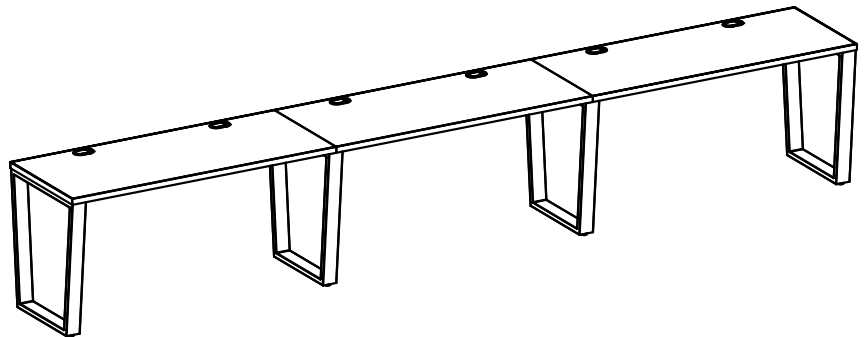
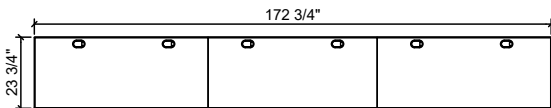
Total List \$5,012



Model Number	Qty	List	Extension
TR-DK-2460S-29-S-OF-MM	1	\$2,936	\$2,936
TR-DK-2460S-29-E-OF-MM	1	\$2,076	\$2,076

TR-002

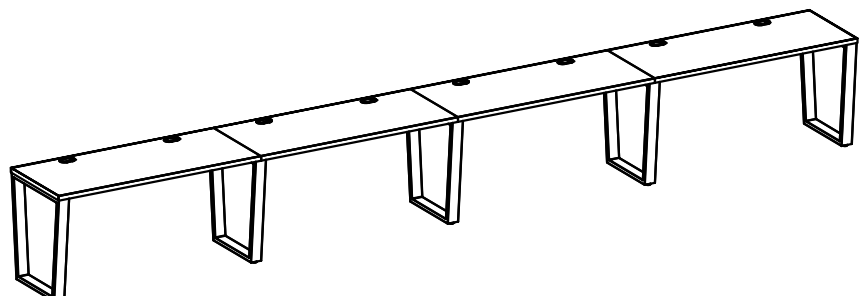
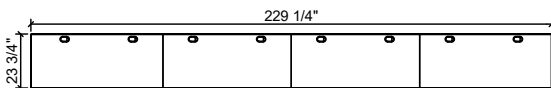
Total List \$7,088



Model Number	Qty	List	Extension
TR-DK-2460S-29-S-OF-MM	1	\$2,936	\$2,936
TR-DK-2460S-29-A-OF-MM	1	\$2,076	\$2,076
TR-DK-2460S-29-E-OF-MM	1	\$2,076	\$2,076

TR-003

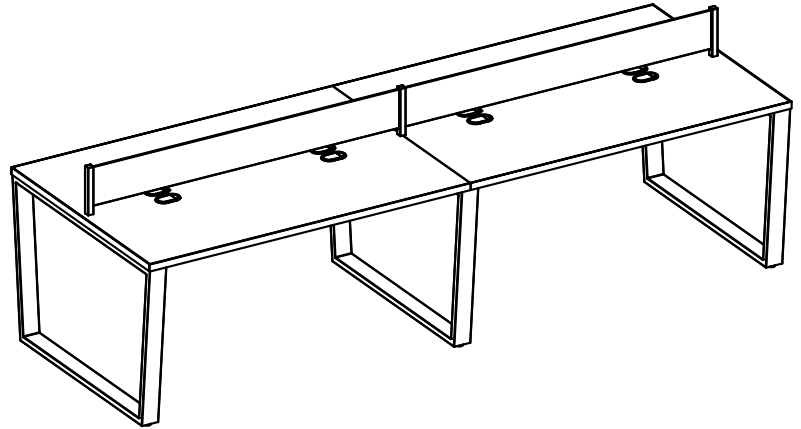
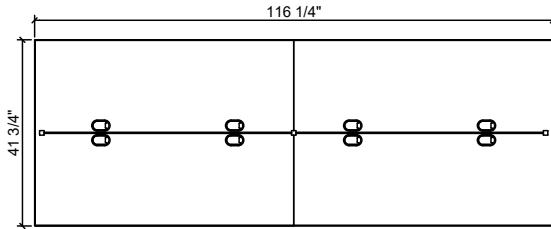
Total List \$9,164



Model Number	Qty	List	Extension
TR-DK-2460S-29-S-OF-MM	1	\$2,936	\$2,936
TR-DK-2460S-29-A-OF-MM	2	\$2,076	\$4,152
TR-DK-2460S-29-E-OF-MM	1	\$2,076	\$2,076

TR-004

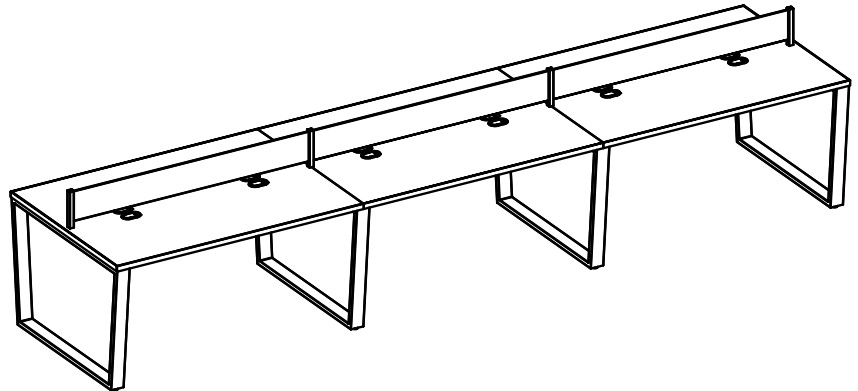
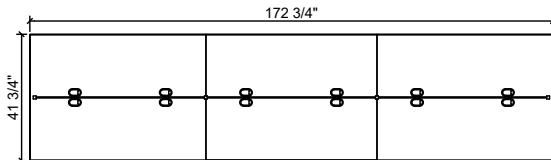
Total List \$6,919



Model Number	Qty	List	Extension
TR-DK-4260S-29-S-OF-MM-AR	1	\$4,025	\$4,025
TR-DK-4260S-29-E-OF-MM-AR	1	\$2,894	\$2,894

TR-005

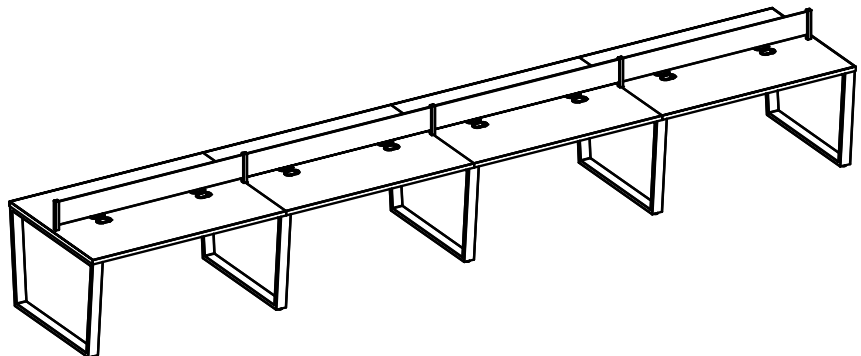
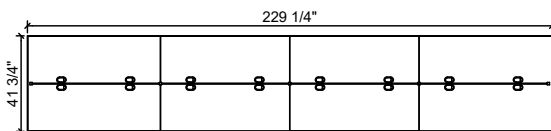
Total List \$9,855



Model Number	Qty	List	Extension
TR-DK-4260S-29-S-OF-MM-AR	1	\$4,025	\$4,025
TR-DK-4260S-29-A-OF-MM-AR	1	\$2,936	\$2,936
TR-DK-4260S-29-E-OF-MM-AR	1	\$2,894	\$2,894

TR-006

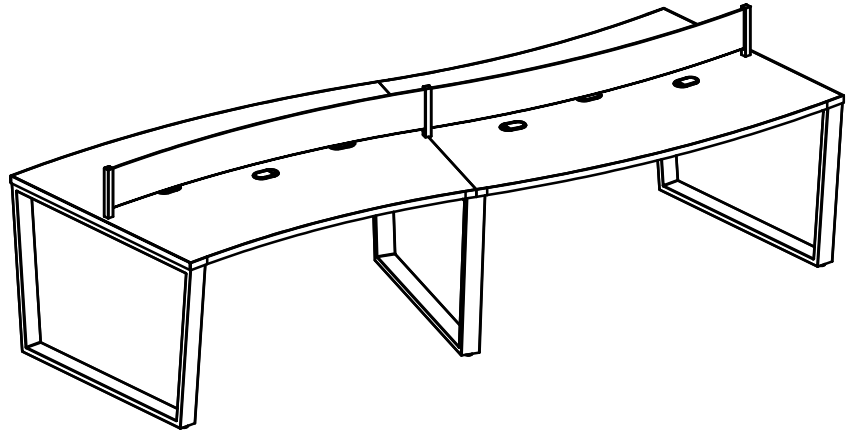
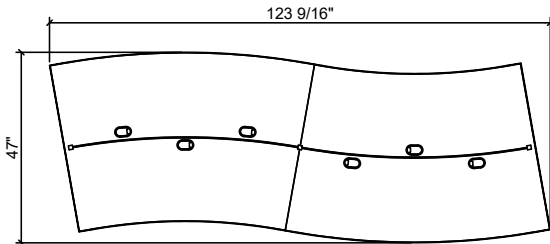
Total List \$12,791



Model Number	Qty	List	Extension
TR-DK-4260S-29-S-OF-MM-AR	1	\$4,025	\$4,025
TR-DK-4260S-29-A-OF-MM-AR	2	\$2,936	\$5,872
TR-DK-4260S-29-E-OF-MM-AR	1	\$2,894	\$2,894

TR-007

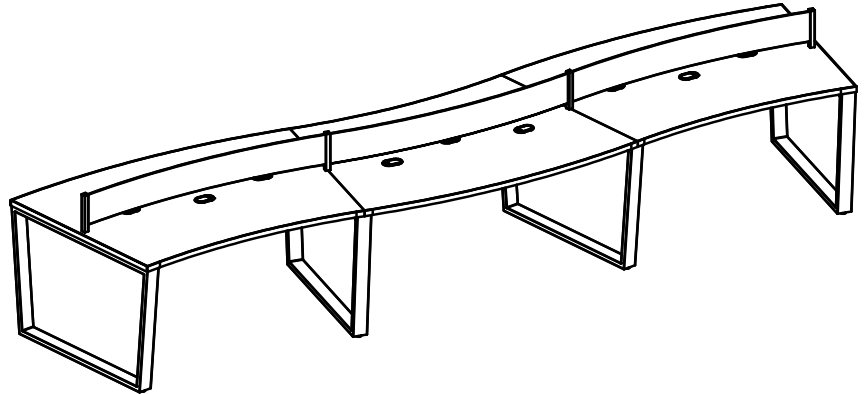
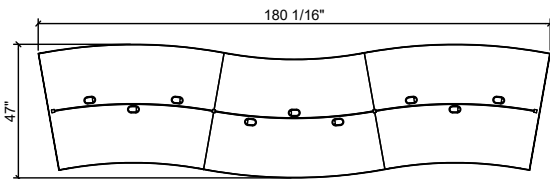
Total List \$7,013



Model Number	Qty	List	Extension
TR-DK-4260A-29-S-OF-MM-AR	1	\$4,072	\$4,072
TR-DK-4260A-29-ER-OF-MM-AR	1	\$2,941	\$2,941

TR-008

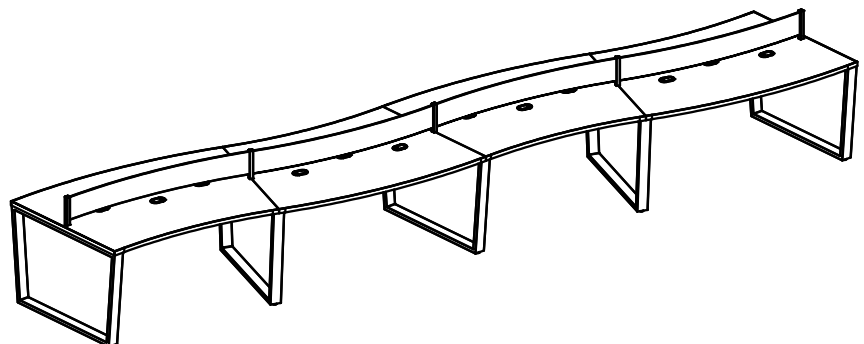
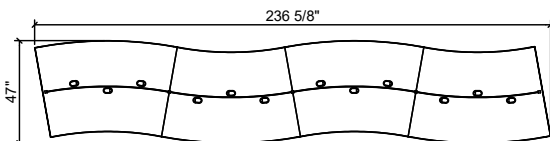
Total List \$9,996



Model Number	Qty	List	Extension
TR-DK-4260A-29-S-OF-MM-AR	1	\$4,072	\$4,072
TR-DK-4260A-29-AR-OF-MM-AR	1	\$2,983	\$2,983
TR-DK-4260A-29-E-OF-MM-AR	1	\$2,941	\$2,941

TR-009

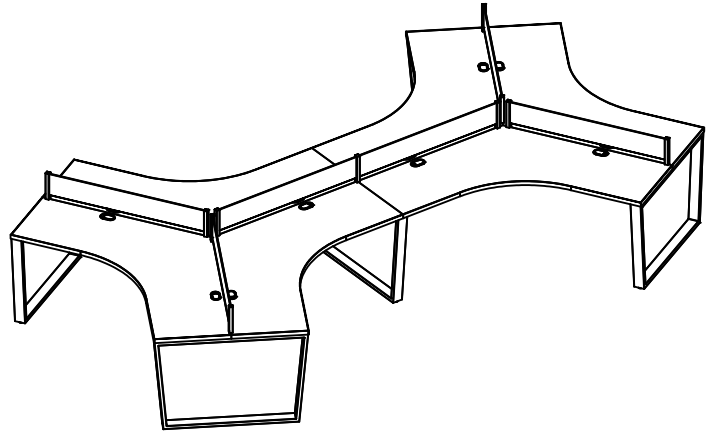
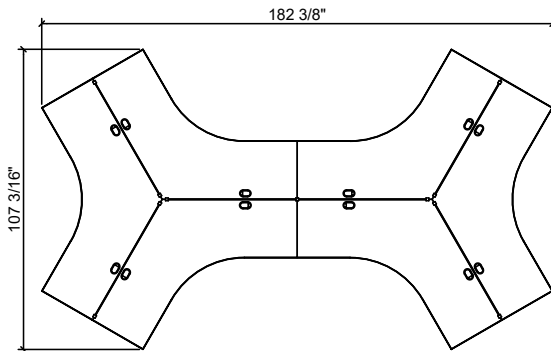
Total List \$12,979



Model Number	Qty	List	Extension
TR-DK-4260A-29-S-OF-MM	1	\$4,072	\$4,072
TR-DK-4260A-29-AR-OF-MM	1	\$2,983	\$2,983
TR-DK-4260A-29-A-OF-MM	1	\$2,983	\$2,983
TR-DK-4260A-29-ER-OF-MM	1	\$2,941	\$2,941

TR-010

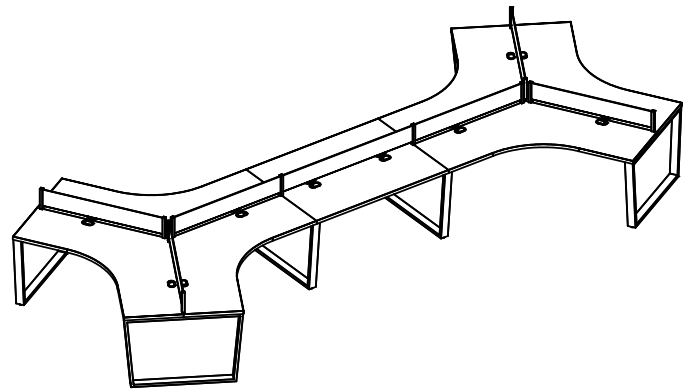
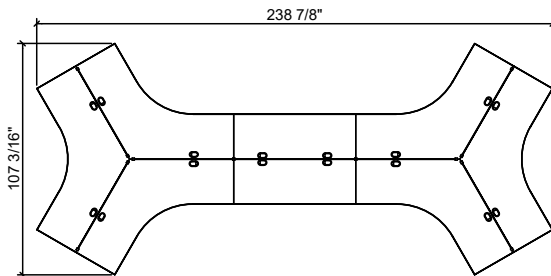
Total List \$20,001



Model Number	Qty	List	Extension
TR-DK-4284P-29-S1-OF-MM-AR	1	\$10,566	\$10,566
TR-DK-4284P-29-E-OF-MM-AR	1	\$9,435	\$9,435

TR-011

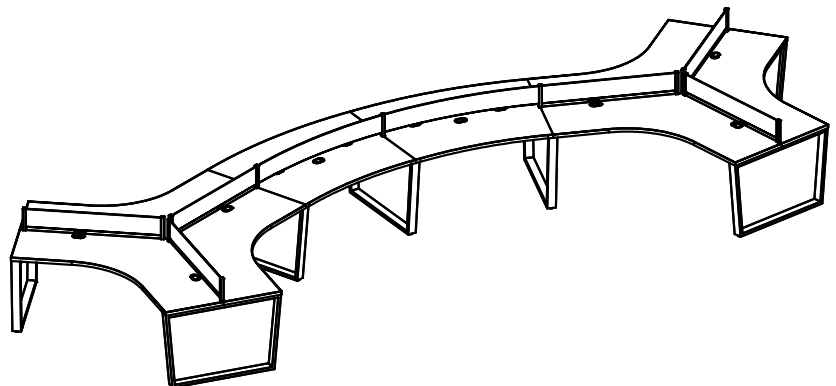
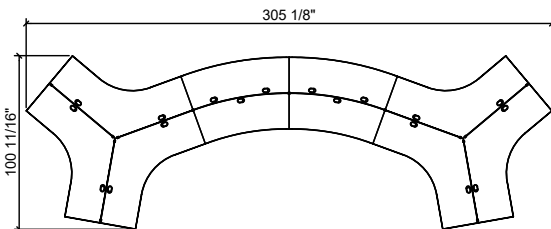
Total List \$22,937



Model Number	Qty	List	Extension
TR-DK-4284P-29-S1-OF-MM-AR	1	\$10,566	\$10,566
TR-DK-4260S-29-A-OF-MM-AR	1	\$2,936	\$2,936
TR-DK-4284P-29-E-OF-MM-AR	1	\$9,435	\$9,435

TR-012

Total List \$25,967



Model Number	Qty	List	Extension
TR-DK-4284P-29-S1-OF-MM-AR	1	\$10,566	\$10,566
TR-DK-4260A-29-A-OF-MM	2	\$2,983	\$5,966
TR-DK-4284P-29-E-OF-MM-AR	1	\$9,435	\$9,435

Versailles

Price List

Effective 11/1/2022

Order Information	103
Specifications	105
Terminology & Tips	106
Study Tables	108
Desking	110
Typicals	122



LIATfurniture.com

694 North Main Street · Troutman, NC 28166
TF 888 440 8205



Use this checklist to be sure you have all of the necessary information to place your order.

☐ **Catalog Number**

Use our build guides to create your catalog number.

☐ **Laminate Selection**

Standard Wilsonart or Formica. Please specify manufacturer, color, finish and model number.

☐ **PVC Edge Band**

See 8 for a complete list of standard LIAT PVC Edge Band options.

☐ **Metal Color Selection**

See 10 for a complete list of standard LIAT Metal Color options.

☐ **Accessories**

Tops

Table tops are constructed of 1-1/8" thick particle board core with a high pressure laminate on top and a backer sheet on the bottom. The edges are externally banded on all exposed sides a 3mm PVC band. Any top that is part of a starter/adder/end configuration will have seams, which connect with tite-joint fasteners on the underside of the top.

Table Sizes

The standard table height for Versailles is 29". Additional heights of 25", 27" and 39" are available upon request. Width and length sizes of the tables are nominal; contact project management prior to ordering should the overall dimensions be critical.

Round Legs

The round leg shape is constructed of 2" diameter 16 gauge tubular steel with a 1" diameter x 2" high steel pintel welded to a 4" x 4" metal plate and powder coated. The plate attaches to the underside of the table top with 5/16"-18 x 1" bolts engaging threaded inserts.

Diamond Legs

The round leg shape is constructed of 1-1/2" square 16 gauge tubular steel with a 3/4" square x 2" high steel pintel welded to a 4" x 4" metal plate and powder coated. The plate attaches to the underside of the table top with 5/16"-18 x 1" bolts engaging threaded inserts.

Square Legs

The round leg shape is constructed of 2" square 16 gauge tubular steel with a 1" square x 2" high steel pintel welded to a 4" x 4" metal plate and powder coated. The plate attaches to the underside of the table top with 5/16"-18 x 1" bolts engaging threaded inserts.

Open Frame Base

The welded metal frame base is constructed of a 1" x 2" 16 gauge tubular steel cross bar welded to two standard shaped 16 gauge tubular steel legs with 2" high pintels. The metal cross stretcher(s) running length wise are constructed of 1" x 2" rectangular 16 gauge tubular steel and have at least two "T" shaped support brackets welded on the top for additional table support. Any table 42" wide or more will have two cross stretchers. The cross stretcher(s) are bolted to the metal end frames for added stability. The legs attach to the table top by using #12 x 1" PPH screws and star washers.

Acrylic Panel Frame Base

The welded metal frame base is constructed of an upper and lower 1" x 2" 16 gauge tubular steel cross bar welded to two standard shaped 16 gauge tubular steel legs with 2" high pintels. There are two tabs welded to each cross bar. A 1/4" thick acrylic panel is captured between the legs and cross bars by inserting decorative threaded ball and cap rods through the tabs and panel. The metal cross stretcher(s) running length wise are constructed of 1" x 2" rectangular 16 gauge tubular steel and have at least two "T" shaped support brackets welded on the top for additional table support. Any table 42" wide or more will have two cross stretchers. The cross stretcher(s) are bolted to the metal end frames for added stability. The legs attach to the table top by using #12 x 1" PPH screws and star washers.

Laminate Panel Frame Base

The welded metal frame base is constructed of an upper and lower 1" x 2" 16 gauge tubular steel cross bar welded to two standard shaped 16 gauge tubular steel legs with 2" high pintels. There are two tabs welded to each cross bar. A 1/4" thick panel with vertical grade high pressure laminate on both faces is captured between the legs and cross bars by inserting decorative threaded ball and cap rods through the tabs and panel. The metal cross stretcher(s) running length wise are constructed of 1" x 2" rectangular 16 gauge tubular steel and have at least two "T" shaped support brackets welded on the top for additional table support. Any table 42" wide or more will have two cross stretchers. The cross stretcher(s) are bolted to the metal end frames for added stability. The legs attach to the table top by using #12 x 1" PPH screws and star washers.

Electrical / Power

The standard built-in power upgrade options include cutouts for Axil Z power units that provide various options for power outlets, data ports and USB charging. Power units must be ordered separately. See the accessories for standard offerings, or contact project management to customize your desired selection.

Wire Manager Leg (Round)

The optional wire leg for the round shaped leg comes with an egress hole near the top and bottom of the leg. Between the two egress holes is a flipper door held in place with spring loaded hinges allowing access to wire management without having to snake cords through the leg.

Wire Manager Leg (Square & Diamond)

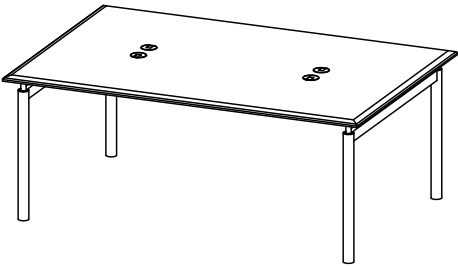
The optional wire leg for the square and diamond shaped legs come with an egress hole near the top and bottom of the leg. Between the two egress holes is a removable 16 gauge powder coated steel door held in place by means of four 1/8" thick x 1/2" wide x 1-1/2" long neodymium magnets with a 6.56lb pull allowing access to wire management without having to snake cords through the leg.

Wire Manager Tray

The optional wire manager tray is available only on tables with two cross stretchers (42" wide and above). It is constructed of 1/4" thick black melamine and is captured between the horizontal cross stretchers running the length of the table. Connecting tabs with threaded holes are recessed 1/4" from the bottom of the stretchers so the tray lies flush with the bottom of the stretchers.

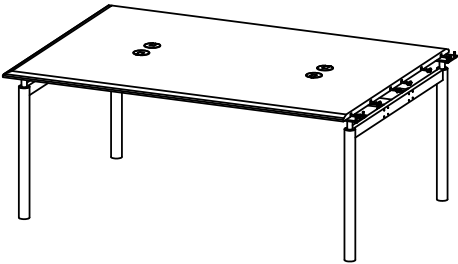
J-Wire Manager

All tables with a power upgrade are to come standard with one J-wire manager made of extruded plastic to hold wires. The J-wire manager is shipped loose and comes with double sided tape to assist with placement in the field. All J-wire managers must be installed with the included screws.



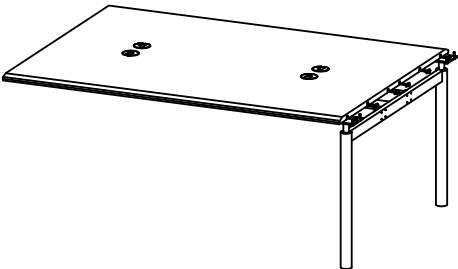
Island

Island units are stand-alone or free-standing. The top is banded on all four sides, and the table includes two end frames.



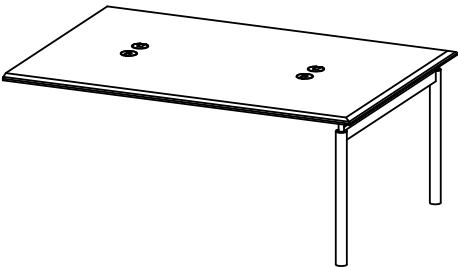
Starter

*Starter units act as a starting point for a run of tables. The top is banded on two long edges and one end, and the table includes one end frame and one intermediate frame to be shared with the next table. **All starters must be ordered with an end.***



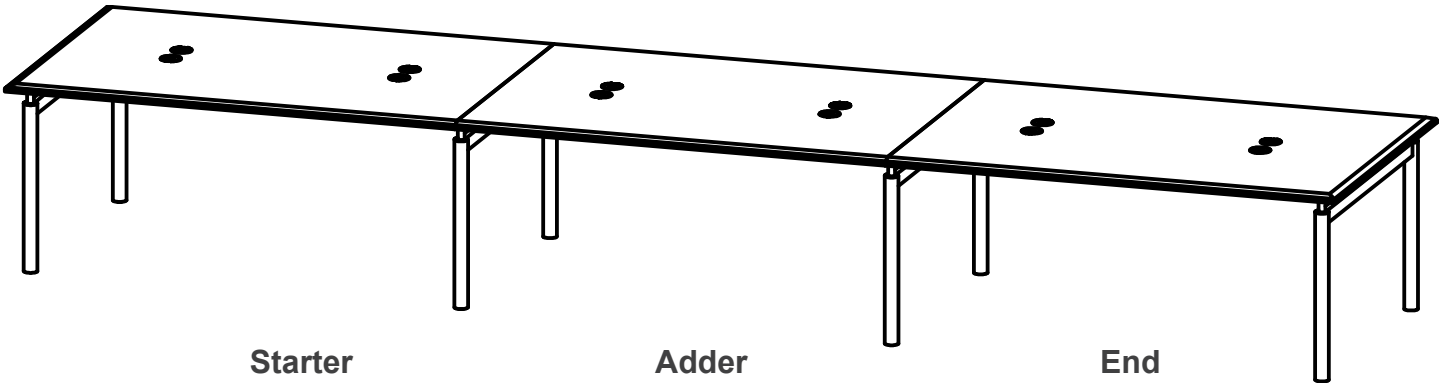
Adder

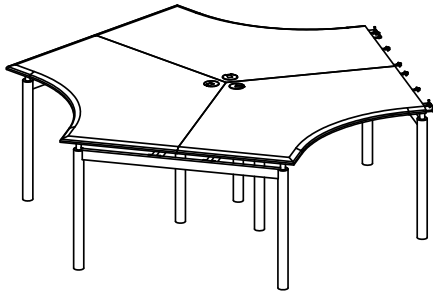
*Adder units act as an extension for a run of tables. The top is banded on two long edges, and the table includes one intermediate frame to be shared with the next table. **All adders must be ordered with both a starter and an end unit. There is no limit to the amount of adders allowed in a given run.***



End

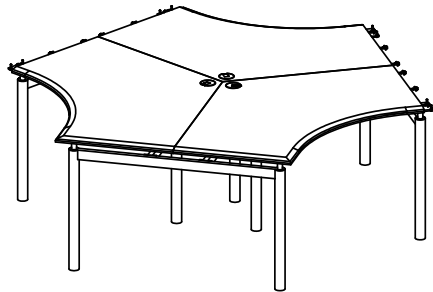
*End units act as an ending point for a run of tables. The top is banded on two long edges and one end, and the table includes one end frame and one intermediate frame to be shared with the next table. **All ends must be ordered with a starter.***





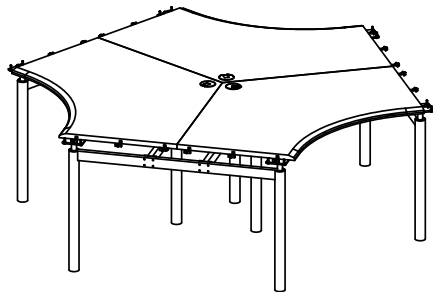
Starter 1 (Pod)

Starter 1 units start a run of tables in one direction. The top is banded on all user sides and two ends, and the table includes two end frames and one intermediate frame to be shared with the next table. **There must be one End table ordered for every Starter 1 table.**



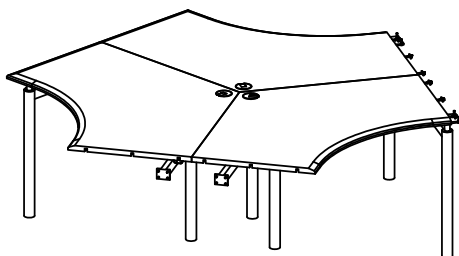
Starter 2 (Pod)

Starter 2 units start a run of tables in two directions. The top is banded on all user sides and one end, and the table includes one end frame and two intermediate frames to be shared with the next tables. **There must be two End tables ordered for every Starter 2 table.**



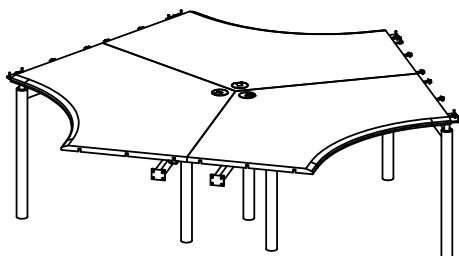
Starter 3 (Pod)

Starter 3 units start a run of tables in three directions. The top is banded on all user sides, and the table includes three intermediate frames to be shared with the next tables. **There must be three End tables ordered for every Starter 3 table.**



Adder 1 (Pod)

Adder 1 units continue a run of tables in one direction. The top is banded on all user sides and one end, and the table includes one end frame and one intermediate frame to be shared with the next table. **There is no limit to the amount of adders allowed in a given run.**



Adder 2 (Pod)

Adder 2 units continue a run of tables in two directions. The top is banded on all user sides, and the table includes two intermediate frames to be shared with the next tables. **There is no limit to the amount of adders allowed in a given run.**

Part Number
Configurator

VS – **ST** – **1** **2** – **3** – **4** – **5**

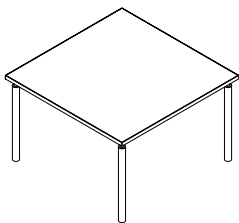
Required Selections

Component	Code	Description	36" Wide/Dia	42" Wide/Dia	48" Wide/Dia	60" Wide/Dia
1 Size	36	36" Study Table	\$0	-	-	-
	42	42" Study Table	-	\$0	-	-
	48	48" Study Table	-	-	\$0	-
	60	60" Study Table	-	-	-	\$0
2 Top Shape	S	Square Top	\$1,909	\$1,953	\$1,996	-
	D	Round Top	-	\$2,023	\$2,066	\$2,373
	A	Amoeba Top	-	\$2,259	\$2,381	\$2,745
3 Height	25	25" High Unit	\$0	\$0	\$0	\$0
	27	27" High Unit	\$0	\$0	\$0	\$0
	29	29" High Unit	\$0	\$0	\$0	\$0
4 Leg Shape	RL	Round Legs	\$0	\$0	\$0	\$0
	DL	Diamond Legs	\$0	\$0	\$0	\$0
	SL	Square Legs	\$0	\$0	\$0	\$0
5 Edge Detail	MM	3mm PVC Edge	\$0	\$0	\$0	\$0

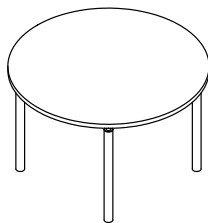
Available Upgrades

Component	Code	Description	Round Leg	Diamond Leg	Square Leg
6 Power	-AZ	Axil Z Cutout	\$66	\$66	\$66
7 Wire Leg	-WL	Wire Leg	\$517	\$517	\$517

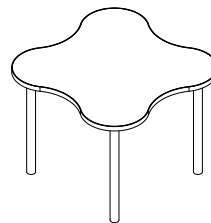
Quick Looks



VS-ST-48S-29-RL-MM



VS-ST-48D-29-RL-MM



VS-ST-48A-29-RL-MM

Part Number
Configurator

VS – **ST** – **1** **2** – **3** – **4** **5** – **6**

Required Selections

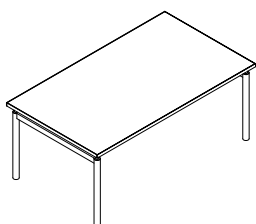
Component	Code	Description	30" Wide	36" Wide	42" Wide	48" Wide
1 Width	30	30" Wide Study Table	\$0	-	-	-
	36	36" Wide Study Table	-	\$0	-	-
	42	42" Wide Study Table	-	-	\$0	-
	48	48" Wide Study Table	-	-	-	\$0
2 Length	36	36" Long Study Table	\$2,287	\$2,361	-	-
	48	48" Long Study Table	\$2,308	\$2,413	\$2,791	\$2,839
	60	60" Long Study Table	\$2,378	\$2,475	\$2,861	\$2,909
	72	72" Long Study Table	\$2,448	\$2,545	\$2,900	\$3,001
3 Height	25	25" High Unit	\$0	\$0	\$0	\$0
	27	27" High Unit	\$0	\$0	\$0	\$0
	29	29" High Unit	\$0	\$0	\$0	\$0
	39	39" High Unit	\$280	\$280	\$280	\$280
4 Leg Shape	R	Round Legs	\$0	\$0	\$0	\$0
	D	Diamond Legs	\$0	\$0	\$0	\$0
	S	Square Legs	\$0	\$0	\$0	\$0
5 Frame Style	O	Open Frame	\$0	\$0	\$0	\$0
	A	Frosted Acrylic Panel	\$936	\$988	\$1,040	\$1,120
	H	Laminate Panel	\$936	\$988	\$1,040	\$1,120
6 Edge Detail	MM	3mm PVC Edge	\$0	\$0	\$0	\$0

Available Upgrades

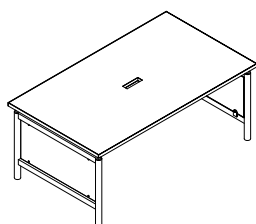
Component	Code	Description	30" Wide	36" Wide	42" Wide	48" Wide
7 Power	-AZ	Axil Z Cutout	-	-	\$66	\$66
		-Not available on units under 42" wide				
		-Power unit ordered seperately				

Component	Code	Description	36" Long	48" Long	60" Long	72" Long
8 Wire Management	-WM	Wire Management Tray	\$241	\$315	\$337	\$359
		-Not available on units under 42" wide				
9 Wire Leg	-WL1	Wire Leg Location 1	\$517	\$517	\$517	\$517
	-WL2	Wire Leg Location 2	\$517	\$517	\$517	\$517


Quick Looks



VS-ST-4272-29-RO-MM



VS-ST-4272-29-RA-MM-AZ-WM



LA-AXZ4-220-C120

Wire Leg Locations



TR-ST-3660-29-LF-MM-MX

Part Number
Configurator

VS – **DK** – **1** **2** **3** – **4** – **5** – **6** **7** – **8**

Required Selections

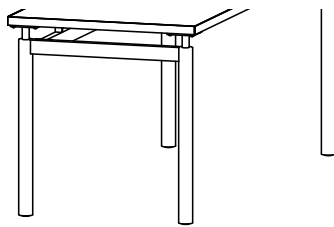
Component		Code	Description	24" Wide	30" Wide
1	Width	24	24" Wide Straight Desking	\$0	-
		30	30" Wide Straight Desking	-	\$0
2	Length	30	30" Long Straight Desking (1 Station)	\$1,586	\$1,616
		36	36" Long Straight Desking (1 Station)	\$1,616	\$1,638
		60	60" Long Straight Desking (2 Station)	\$1,761	\$1,787
		72	72" Long Straight Desking (2 Station)	\$1,787	\$1,835
3	Top Type	SS	Solid Staight Top	\$0	\$0
4	Height	25	25" High Unit	\$0	\$0
		27	27" High Unit	\$0	\$0
		29	29" High Unit	\$0	\$0
		39	39" High Unit	\$280	\$280
5	Unit Type	I	Island	\$797	\$797
		S	Starter	\$797	\$797
		A	Adder	\$0	\$0
		E	End	\$0	\$0
6	Leg Shape	R	Round Legs	\$0	\$0
		D	Diamond Legs	\$0	\$0
		S	Square Legs	\$0	\$0
7	Frame Style	O	Open Frame	\$0	\$0
		-Adder units must be open frame			
Island Units		A	Frosted Acrylic Panel	\$892	\$936
		H	Laminate Panel	\$892	\$936
Starter & End Units		A	Frosted Acrylic Panel	\$446	\$468
		H	Laminate Panel	\$446	\$468

8 Edge Detail	MM	3mm PVC Edge	\$0	\$0
----------------------	----	--------------	-----	-----

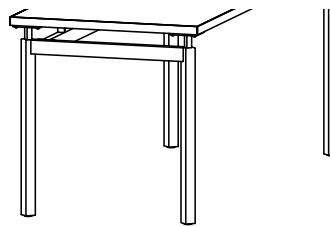
Available Upgrades

Component	Code	Description	30" Long	36" Long	60" Long	72" Long
9 Divider Style	-AR	Acrylic Divider	\$377	\$420	\$560	\$609
10 Power	-AZ	Axil Z Cutout	\$66	\$66	\$66	\$66
-Power unit must be ordered separately.						
11 Wire Leg	-WL1	Wire Leg Location 1	\$517	\$517	\$517	\$517
	-WL2	Wire Leg Location 2	\$517	\$517	\$517	\$517
	-WL3	Wire Leg Location 3	\$517	\$517	\$517	\$517
	-WL4	Wire Leg Location 4	\$517	\$517	\$517	\$517

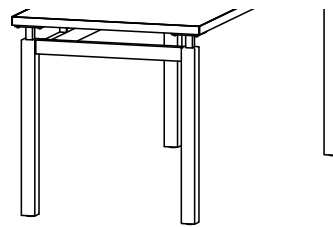
Quick Looks



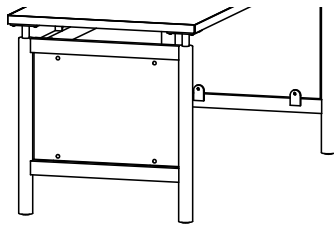
Round Leg, Open Frame



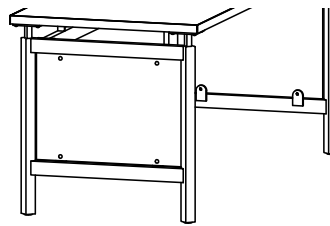
Diamond Leg, Open Frame



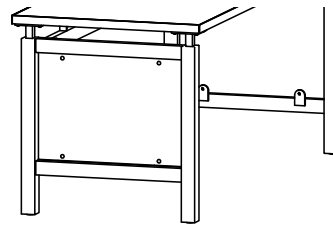
Square Leg, Open Frame



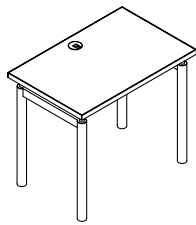
Round Leg, Panel Frame



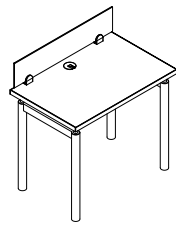
Diamond Leg, Panel Frame



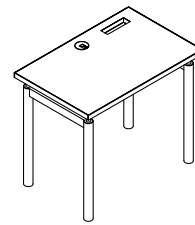
Square Leg, Panel Frame



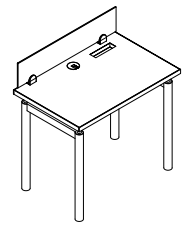
VS-DK-2436SS-29-I-RO-MM



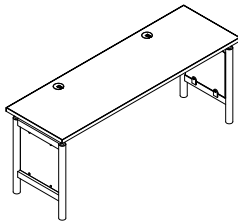
VS-DK-2436SS-29-I-RO-MM-AR



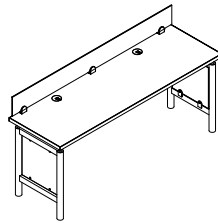
VS-DK-2436SS-29-I-RO-MM-AZ



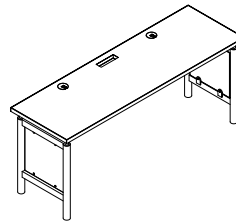
VS-DK-2436SS-29-I-RO-MM-AR-AZ



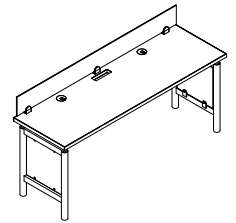
VS-DK-2472SS-29-I-RA-MM



VS-DK-2472SS-29-I-RA-MM-AR

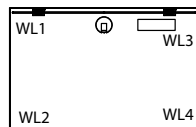


VS-DK-2472SS-29-I-RA-MM-AZ

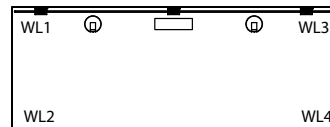


VS-DK-2472SS-29-I-RA-MM-AR-AZ

Power, Divider & Wire Leg Locations




Less than 60" Long

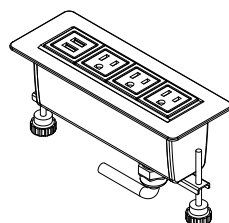


60" Long and Over

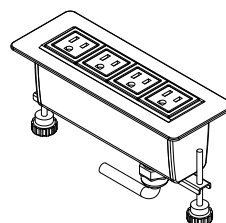
Popular Accessories



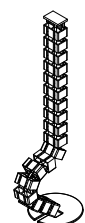
LA-AXZ4-220-C120



LA-AXZ4-310-C120



LA-AXZ4-400-C120



LA-WM16

Part Number
Configurator

VS – **DK** – **1** **2** **3** – **4** – **5** – **6** **7** – **8**

Required Selections

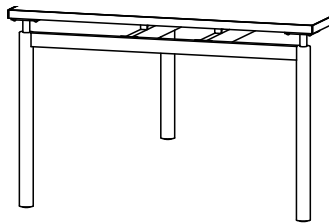
Component	Code	Description	30" Long	36" Long	60" Long	72" Long
1 Width	48	48" Wide Straight Desking	\$2,033	\$2,129	\$2,453	\$2,575
2 Length	30	30" Long Straight Desking (2 Station)	\$0	-	-	-
	36	36" Long Straight Desking (2 Station)	-	\$0	-	-
	60	60" Long Straight Desking (4 Station)	-	-	\$0	-
	72	72" Long Straight Desking (4 Station)	-	-	-	\$0
3 Top Type	SS	Solid Straight Top	\$0	\$0	\$0	\$0
	XS	Split Straight Top	\$315	\$315	\$315	\$315
4 Height	25	25" High Unit	\$0	\$0	\$0	\$0
	27	27" High Unit	\$0	\$0	\$0	\$0
	29	29" High Unit	\$0	\$0	\$0	\$0
	39	39" High Unit	\$280	\$280	\$280	\$280

Component	Code	Description	48" Wide
5 Unit Type	I	Island	\$797
	S	Starter	\$797
	A	Adder	\$0
	E	End	\$0
6 Leg Shape	R	Round Legs	\$0
	D	Diamond Legs	\$0
	S	Square Legs	\$0
7 Frame Style	O	Open Frame	\$0
-Adder units must be open frame			
Island Units	A	Frosted Acrylic Panel	\$1,120
	H	Laminate Panel	\$1,120
Starter & End Units	A	Frosted Acrylic Panel	\$560
	H	Laminate Panel	\$560
8 Edge Detail	MM	3mm PVC Edge	\$0

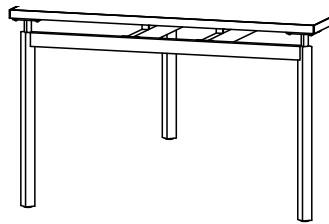
Available Upgrades

Component	Code	Description	30" Long	36" Long	60" Long	72" Long
9 Divider Style	-AR	Acrylic Divider (Solid Top)	\$377	\$420	\$560	\$609
	Island Units -AR	Acrylic Divider (Split Top Island)	\$754	\$803	\$851	\$894
	Starter Units -AR	Acrylic Divider (Split Top Starter)	\$797	\$846	\$894	\$937
	Adder Units -AR	Acrylic Divider (Split Top Adder)	\$490	\$539	\$587	\$630
	End Units -AR	Acrylic Divider (Split Top End)	\$447	\$496	\$544	\$587
10 Power	-AZ	Axil Z Cutout	\$132	\$132	\$132	\$132
-Power unit must be ordered separately.						
11 Wire Management	-WM	Wire Manager Tray	\$219	\$241	\$337	\$359
12 Wire Leg	-WL1	Wire Leg Location 1	\$517	\$517	\$517	\$517
	-WL2	Wire Leg Location 2	\$517	\$517	\$517	\$517
	-WLA	Wire Leg Location, Int. Frame	\$517	\$517	\$517	\$517

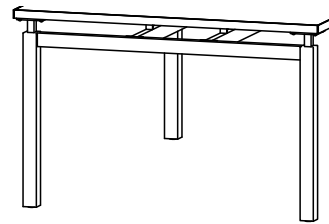
Quick Looks



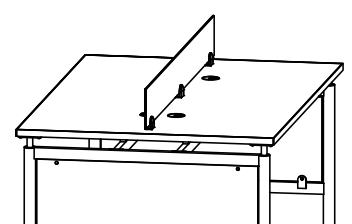
Round Leg, Open Frame



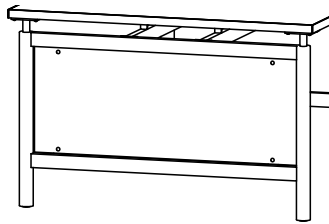
Diamond Leg, Open Frame



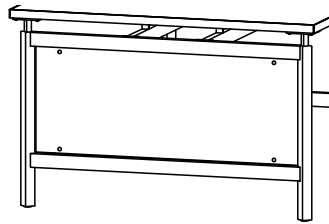
Square Leg, Open Frame



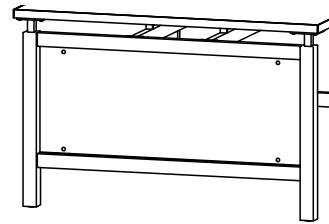
Solid Top



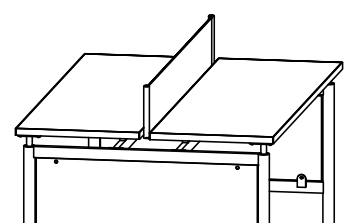
Round Leg, Panel Frame



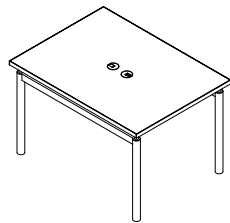
Diamond Leg, Panel Frame



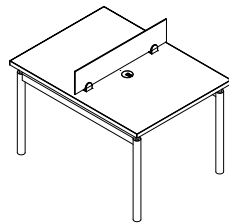
Square Leg, Panel Frame



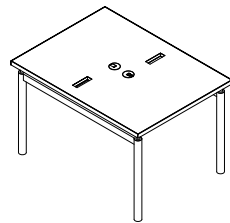
Split Top



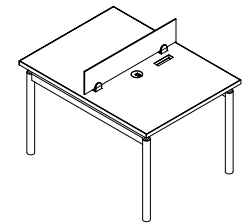
VS-DK-4836SS-29-I-RO-MM



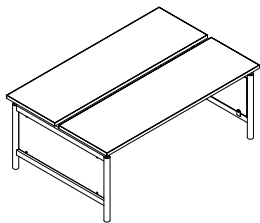
VS-DK-4836SS-29-I-RO-MM-AR



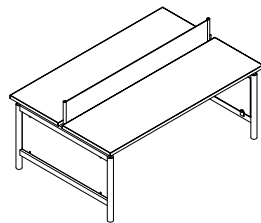
VS-DK-4836SS-29-I-RO-MM-AZ



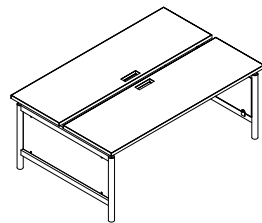
VS-DK-2436SS-29-I-RO-MM-AR-AZ



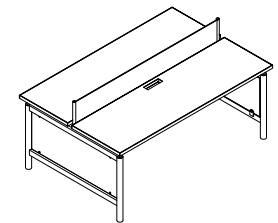
VS-DK-4872XS-29-I-RA-MM



VS-DK-4872XS-29-I-RA-MM-AR

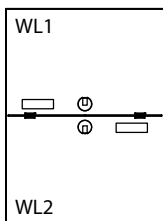


VS-DK-4872XS-29-I-RA-MM-AZ

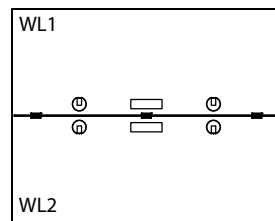


VS-DK-2472XS-29-I-RA-MM-AR-AZ

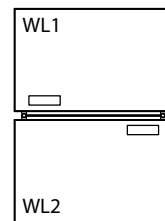
Power, Divider & Wire Leg Locations



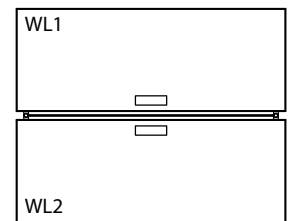
Solid Top, Less than 60" Long



Solid Top, 60" Long and Over




Split Top, Less than 60" Long

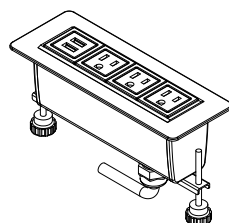


Split Top, 60" Long and Over


Popular Accessories



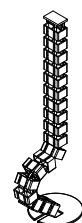
LA-AXZ4-220-C120



LA-AXZ4-310-C120



LA-AXZ4-400-C120



LA-WM16

Part Number
Configurator

VS – **DK** – **1** **2** **3** – **4** – **5** – **6** **7** – **8**

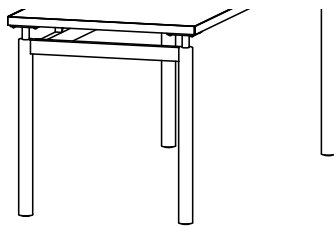
Required Selections

	Component	Code	Description	24" Wide
1	Width	24	24" Wide Wave Desking	\$0
2	Length	60	60" Long Wave Desking (2 Station)	\$1,962
		72	72" Long Wave Desking (2 Station)	\$2,001
3	Top Type	SW	Solid Wave Top	\$0
4	Height	25	25" High Unit	\$0
		27	27" High Unit	\$0
		29	29" High Unit	\$0
		39	39" High Unit	\$280
5	Unit Type	I	Island	\$797
		S	Starter	\$797
		A	Adder	\$0
		E	End	\$0
6	Leg Shape	R	Round Legs	\$0
		D	Diamond Legs	\$0
		S	Square Legs	\$0
7	Frame Style	O	Open Frame	\$0
		-Adder units must be open frame		
	Island Units	A	Frosted Acrylic Panel	\$892
		H	Laminate Panel	\$892
	Starter & End Units	A	Frosted Acrylic Panel	\$446
		H	Laminate Panel	\$446
8	Edge Detail	MM	3mm PVC Edge	\$0

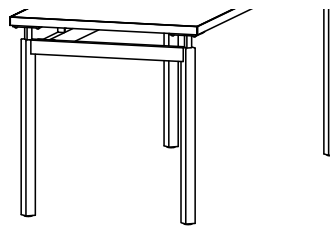
Available Upgrades

Component	Code	Description	60" Long	72" Long
9 Divider Style	-AR	Acrylic Divider	\$560	\$609
10 Power	-AZ	Axil Z Cutout	\$66	\$66
		-Power unit must be ordered separately.		
11 Wire Leg	-WL1	Wire Leg Location 1	\$517	\$517
	-WL2	Wire Leg Location 2	\$517	\$517
	-WL3	Wire Leg Location 3	\$517	\$517
	-WL4	Wire Leg Location 4	\$517	\$517

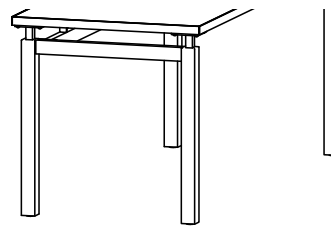
Quick Looks



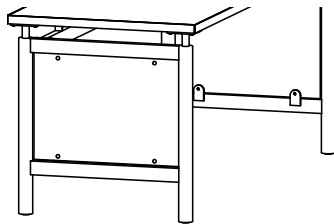
Round Leg, Open Frame



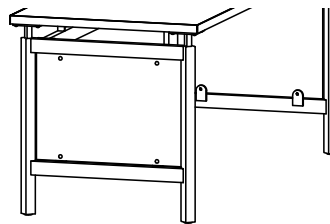
Diamond Leg, Open Frame



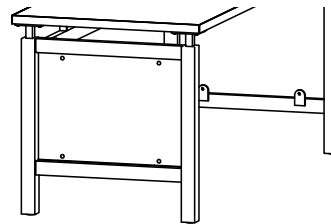
Square Leg, Open Frame



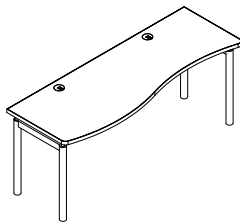
Round Leg, Panel Frame



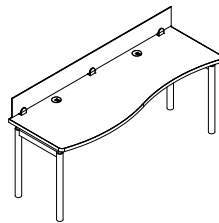
Diamond Leg, Panel Frame



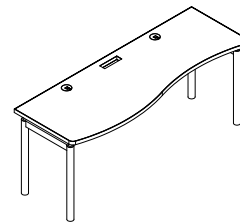
Square Leg, Panel Frame



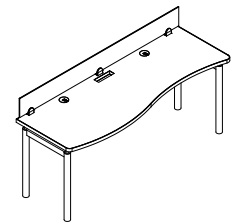
VS-DK-2472SW-29-I-RO-MM



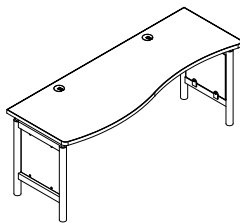
VS-DK-2472SW-29-I-RO-MM-AR



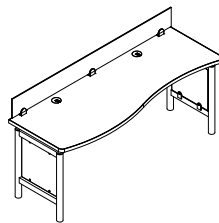
VS-DK-2472SW-29-I-RO-MM-AZ



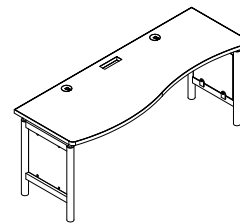
VS-DK-2472SW-29-I-RO-MM-AR-AZ



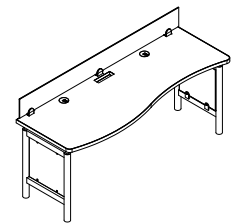
VS-DK-2472SW-29-I-RA-MM



VS-DK-2472SW-29-I-RA-MM-AR

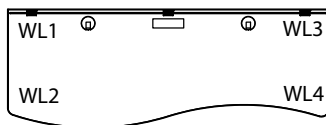


VS-DK-2472SW-29-I-RA-MM-AZ




VS-DK-2472SW-29-I-RA-MM-AR-AZ

Power, Divider & Wire Leg Locations

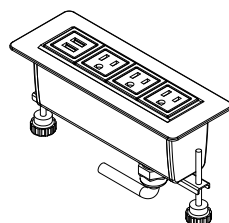


60" Long and Over


Popular Accessories



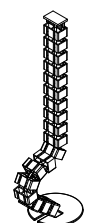
LA-AXZ4-220-C120



LA-AXZ4-310-C120



LA-AXZ4-400-C120



LA-WM16

Part Number
Configurator

VS – **DK** – **1** **2** **3** – **4** – **5** – **6** **7** – **8**

Required Selections

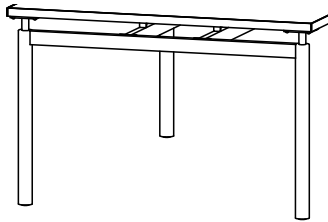
Component	Code	Description	60" Long	72" Long
1 Width	48	48" Wide Wave Desking	\$3,122	\$3,214
2 Length	60	60" Long Wave Desking (4 Station)	\$0	-
	72	72" Long Wave Desking (4 Station)	-	\$0
3 Top Type	XW	Split Wave Top	\$0	\$0
4 Height	25	25" High Unit	\$0	\$0
	27	27" High Unit	\$0	\$0
	29	29" High Unit	\$0	\$0
	39	39" High Unit	\$280	\$280

Component	Code	Description	48" Wide
5 Unit Type	I	Island	\$797
	S	Starter	\$797
	A	Adder	\$0
	E	End	\$0
6 Leg Shape	R	Round Legs	\$0
	D	Diamond Legs	\$0
	S	Square Legs	\$0
7 Frame Style	O	Open Frame	\$0
-Adder units must be open frame			
Island Units	A	Frosted Acrylic Panel	\$1,120
	H	Laminate Panel	\$1,120
Starter & End Units	A	Frosted Acrylic Panel	\$560
	H	Laminate Panel	\$560
8 Edge Detail	MM	3mm PVC Edge	\$0

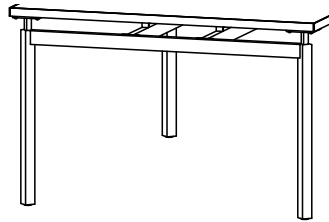
Available Upgrades

Component	Code	Description	60" Long	72" Long
9 Divider Style				
Island Units	-AR	Acrylic Divider (Split Top Island)	\$1,201	\$1,244
Starter Units	-AR	Acrylic Divider (Split Top Starter)	\$1,244	\$1,287
Adder Units	-AR	Acrylic Divider (Split Top Adder)	\$937	\$980
End Units	-AR	Acrylic Divider (Split Top End)	\$894	\$937
10 Power	-AZ	Axil Z Cutout	\$132	\$132
-Power unit must be ordered separately.				
11 Wire Management	-WM	Wire Manager Tray	\$337	\$359
12 Wire Leg	-WL1	Wire Leg Location 1	\$517	\$517
	-WL2	Wire Leg Location 2	\$517	\$517
	-WLA	Wire Leg, Intermediate Frame	\$517	\$517

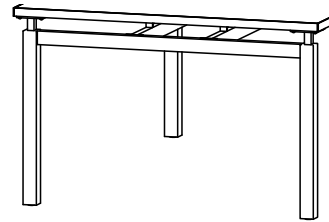
Quick Looks



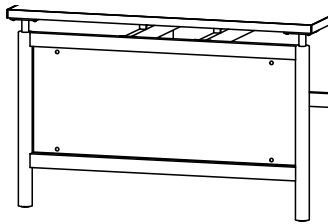
Round Leg, Open Frame



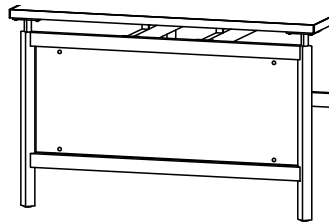
Diamond Leg, Open Frame



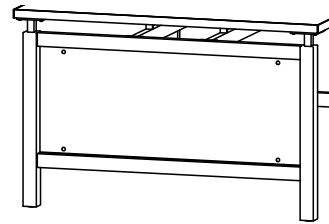
Square Leg, Open Frame



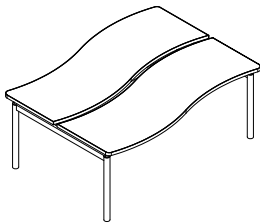
Round Leg, Panel Frame



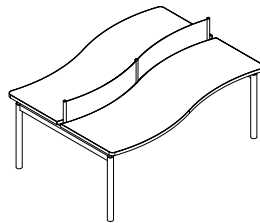
Diamond Leg, Panel Frame



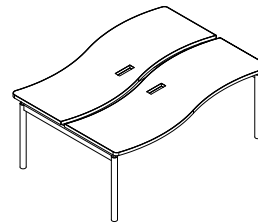
Square Leg, Panel Frame



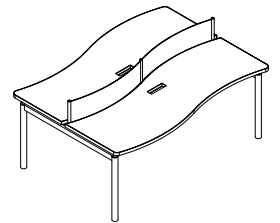
VS-DK-4872XW-29-I-RO-MM



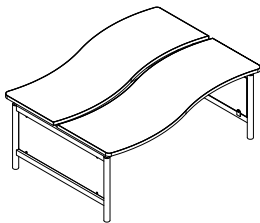
VS-DK-4872XW-29-I-RO-MM-AR



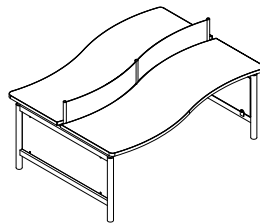
VS-DK-4872XW-29-I-RO-MM-AZ



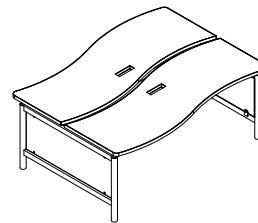
VS-DK-4872XW-29-I-RO-MM-AR-AZ



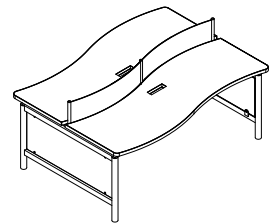
VS-DK-4872XW-29-I-RA-MM



VS-DK-4872XW-29-I-RA-MM-AR

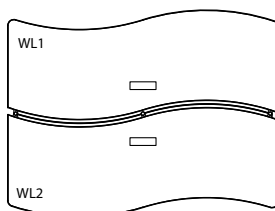


VS-DK-4872XW-29-I-RA-MM-AZ




VS-DK-4872XW-29-I-RA-MM-AR-AZ

Power, Divider & Wire Leg Locations

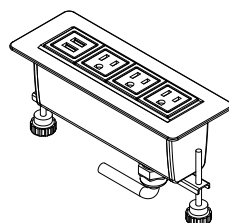


60" Long and Over


Popular Accessories



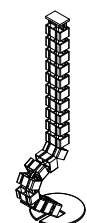
LA-AXZ4-220-C120



LA-AXZ4-310-C120



LA-AXZ4-400-C120



LA-WM16

Part Number
Configurator

VS – **DK** – **1** **2** **3** – **4** – **5** – **6** **7** – **8**

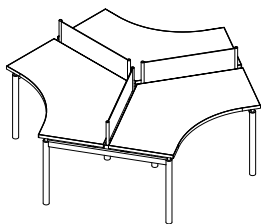
Required Selections

Component		Code	Description	66" Long	84" Long	92" Long
1	Width	48	48" Wide Pod Desking	\$8,329	\$8,696	\$9,147
2	Length	66	66" Long Pod Desking (3 Station)	\$0	-	-
		84	84" Long Pod Desking (6 Station)	-	\$0	-
		92	92" Long Pod Desking (6 Station)	-	-	\$0
3	Top Type	SP	Solid Pod Top	\$0	\$0	\$0
		XP	Split Pod Top	\$389	\$429	\$459
4	Height	25	25" High Unit	\$0	\$0	\$0
		27	27" High Unit	\$0	\$0	\$0
		29	29" High Unit	\$0	\$0	\$0
		39	39" High Unit	\$622	\$622	\$622
Component		Code	Description	48" Wide		
5	Unit Type	I	Island	\$797		
		S1	Starter 1	\$797		
		S2	Starter 2	\$797		
		S3	Starter 3	\$797		
		A1	Adder 1	\$0		
		A2	Adder 2	\$0		
		E	End	\$0		
6	Leg Shape	R	Round Legs	\$0		
		D	Diamond Legs	\$0		
		S	Square Legs	\$0		
7	Frame Style	O	Open Frame	\$0		
		-Starter 3 Units & Adder 2 Units must be open Frame				
Island Units		A	Frosted Acrylic Panel	\$1,680		
		H	Laminate Panel	\$1,680		
Starter 1 Units & End Units		A	Frosted Acrylic Panel	\$1,120		
		H	Laminate Panel	\$1,120		
Starter 2 Units & Adder 1 Units		A	Frosted Acrylic Panel	\$560		
		H	Laminate Panel	\$560		
8	Edge Detail	MM	3mm PVC Edge	\$0		

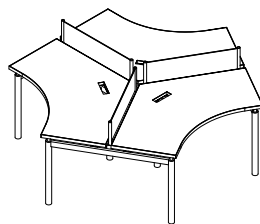
Available Upgrades

Component	Code	Description	66" Long	84" Long	92" Long
9 Divider Style	-AR	Acrylic Divider (Solid Top)	\$1,287	\$1,414	\$1,567
Island Units	-AR	Acrylic Divider (Split Top Island)	\$2,363	\$2,512	\$2,661
Starter 1 Units	-AR	Acrylic Divider (Split Top Starter 1)	\$2,406	\$2,555	\$2,704
Starter 2 Units	-AR	Acrylic Divider (Split Top Starter 2)	\$2,449	\$2,598	\$2,747
Starter 3 Units	-AR	Acrylic Divider (Split Top Starter 3)	\$2,492	\$2,641	\$2,790
Adder 1 Units	-AR	Acrylic Divider (Split Top Adder 1)	\$2,099	\$2,248	\$2,397
Adder 2 Units	-AR	Acrylic Divider (Split Top Adder 2)	\$2,142	\$2,291	\$2,440
End Units	-AR	Acrylic Divider (Split Top End)	\$2,056	\$2,205	\$2,354
10 Power	-AZ	Axil Z Cutout	\$198	\$198	\$198
-Power units must be ordered separately.					
11 Wire Management	-WM	Wire Manager Tray	\$723	\$1,011	\$1,077
12 Wire Leg	-WL1	Wire Leg Location 1	\$517	\$517	\$517
	-WL2	Wire Leg Location 2	\$517	\$517	\$517
	-WLC	Wire Leg Location C	\$517	\$517	\$517

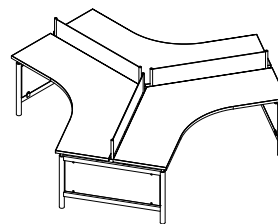
Quick Looks



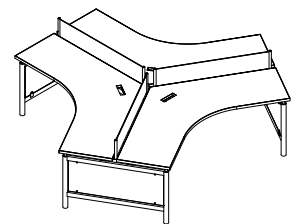
VS-DK-4866XP-29-I-RO-AR



VS-DK-4866XP-29-I-RO-AR-AZ

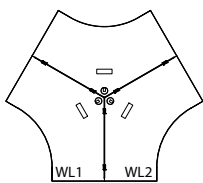


VS-DK-4892XP-29-I-RA-AR

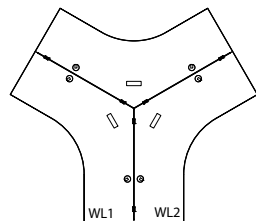


VS-DK-4892XP-29-I-RA-AR-AZ

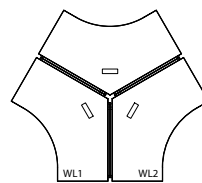
Power, Divider & Wire Leg Locations



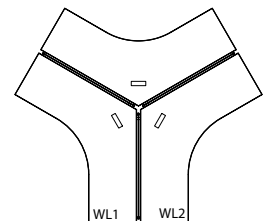
Solid Top, 66" Long



Solid Top, 84" & 92" Long

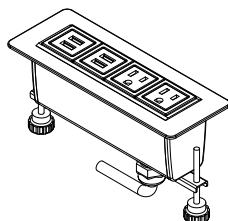


Split Top, 66" Long

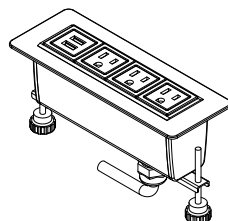


Split Top, 60" 84" & 92" Long


Popular Accessories



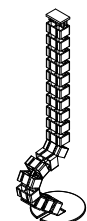
LA-AXZ4-220-C120



LA-AXZ4-310-C120



LA-AXZ4-400-C120



LA-WM16

Part Number
ConfiguratorVS – DK – **1** **2** **3** – **4** – **5** – **6** **7** – **8**

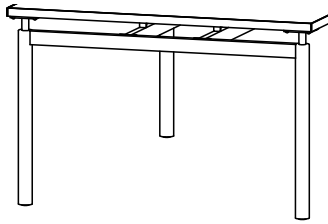
Required Selections

Component		Code	Description	48" Long	60" Long	72" Long	84" Long
1	Width	48	48" Wide Share Desking	\$2,799	\$2,851	\$2,952	\$3,026
2	Length	48	48" Long Share Desking	\$0	-	-	-
		60	60" Long Share Desking	-	\$0	-	-
		72	72" Long Share Desking	-	-	\$0	-
		84	84" Long Share Desking	-	-	-	\$0
3	Top Type	SB	Solid Bullet Top	\$0	\$0	\$0	\$0
		SF	Solid Fish Top	-	-	-	\$245
4	Height	25	25" High Unit	\$0	\$0	\$0	\$0
		27	27" High Unit	\$0	\$0	\$0	\$0
		29	29" High Unit	\$0	\$0	\$0	\$0
		39	39" High Unit	\$280	\$280	\$280	\$280
Component		Code	Description	48" Wide			
5	Unit Type	I	Island	\$797			
		S	Starter	\$797			
		E	End	\$0			
6	Leg Shape	R	Round Legs	\$0			
		D	Diamond Legs	\$0			
		S	Square Legs	\$0			
7	Frame Style	O	Open Frame	\$0			
		-Starter units & End units must be open frame					
		A	Frosted Acrylic Panel	\$560			
		H	Laminate Panel	\$560			
8	Edge Detail	MM	3mm PVC Edge	\$0			

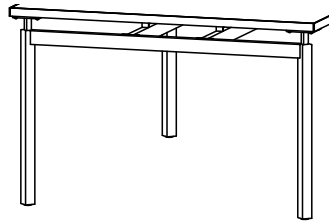
Available Upgrades

Component	Code	Description	48" Long	60" Long	72" Long	84" Long
9 Power	-AZ	Axil Z Cutout	\$66	\$66	\$66	\$66
	-DS4	4-Window Dropshare Cutout	\$66	\$66	\$66	\$66
	-DS6	6-Window Dropshare Cutout	-	\$66	\$66	\$66
-Power unit must be ordered separately.						
10 Wire Management	-WM	Wire Manager Tray	\$241	\$315	\$337	\$359
11 Wire Leg	-WL1	Wire Leg Location 1	\$517	\$517	\$517	\$517
	-WL2	Wire Leg Location 2	\$517	\$517	\$517	\$517
	-WL3	Wire Leg Location 3	\$517	\$517	\$517	\$517
	-Not available on End units					
	-WL4	Wire Leg Location 4	\$517	\$517	\$517	\$517
-Not available on End units						

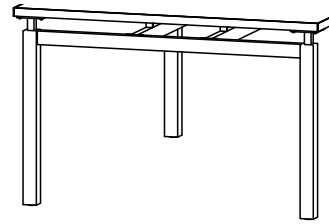
Quick Looks



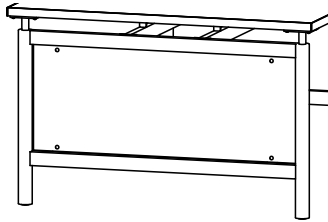
Round Leg, Open Frame



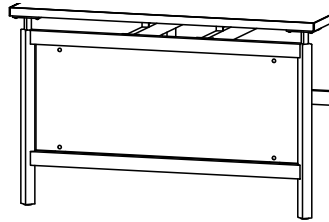
Diamond Leg, Open Frame



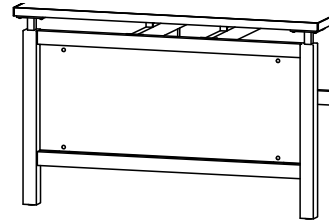
Square Leg, Open Frame



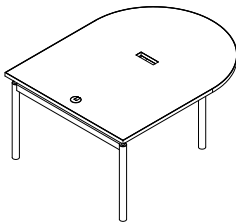
Round Leg, Panel Frame



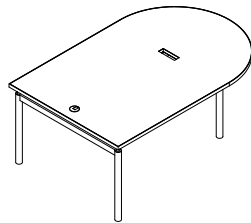
Diamond Leg, Panel Frame



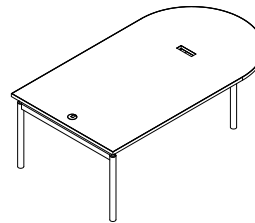
Square Leg, Panel Frame



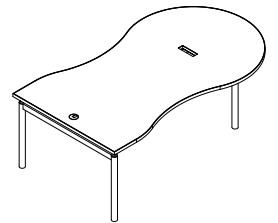
VS-DK-4860SB-29-I-RO-MM-AZ



VS-DK-4872SB-29-I-RO-MM-AZ

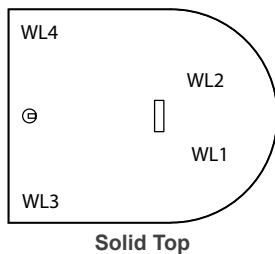


VS-DK-4884SB-29-I-RO-MM-AZ

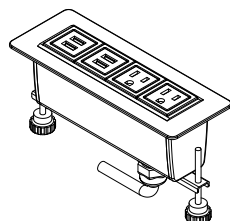


VS-DK-4884SF-29-I-RO-MM-AZ

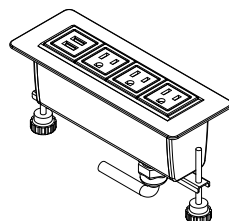
Power & Wire Leg Locations




Popular Accessories



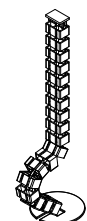
LA-AXZ4-220-C120



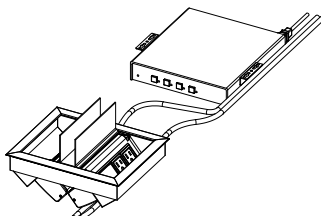
LA-AXZ4-310-C120



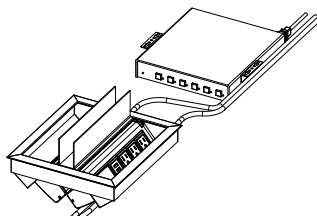
LA-AXZ4-400-C120



LA-WM16



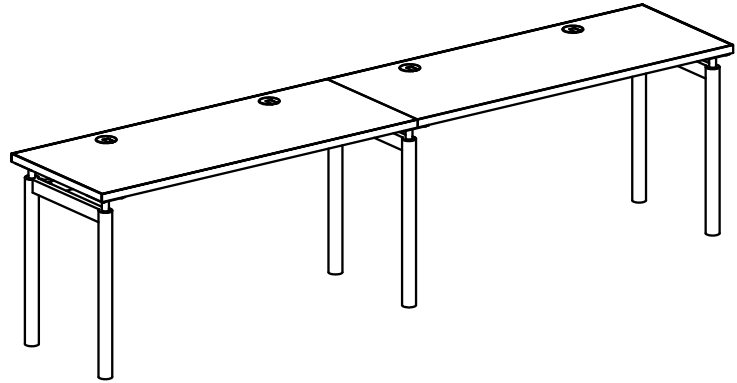
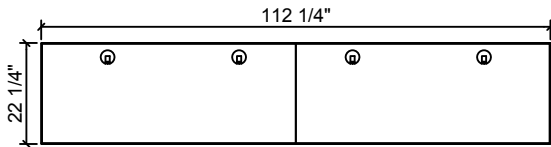
LA-DSX4-200-C120-SB



LA-DSX6-200-C120-SB

VS-001

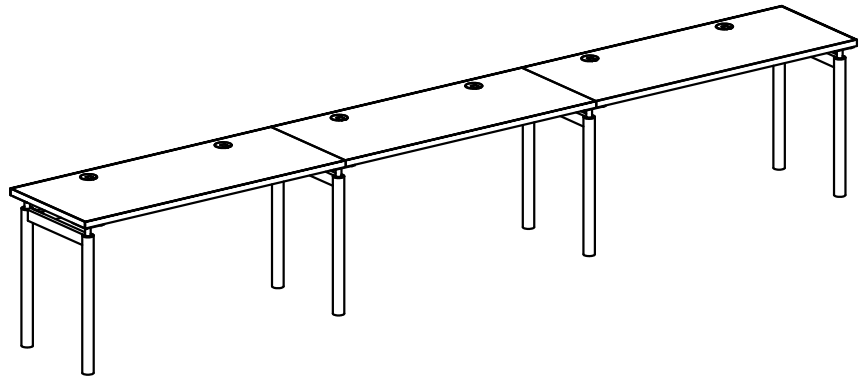
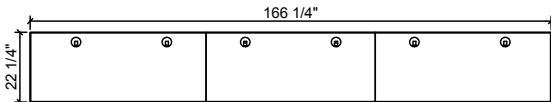
Total List \$4,319



Model Number	Qty	List	Extension
VS-DK-2460SS-29-S-RO-MM	1	\$2,558	\$2,558
VS-DK-2460SS-29-E-RO-MM	1	\$1,761	\$1,761

VS-002

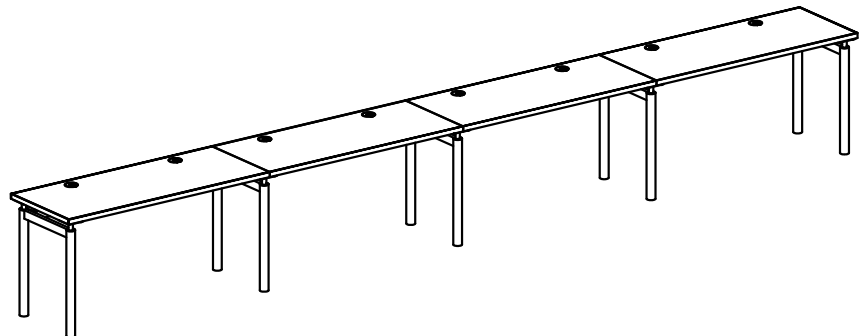
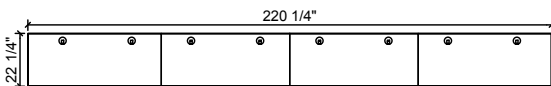
Total List \$6,080



Model Number	Qty	List	Extension
VS-DK-2460SS-29-S-RO-MM	1	\$2,558	\$2,558
VS-DK-2460SS-29-A-RO-MM	1	\$1,761	\$1,761
VS-DK-2460SS-29-E-RO-MM	1	\$1,761	\$1,761

VS-003

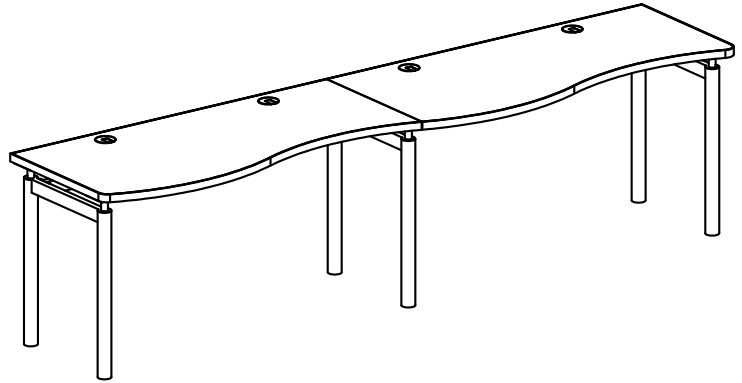
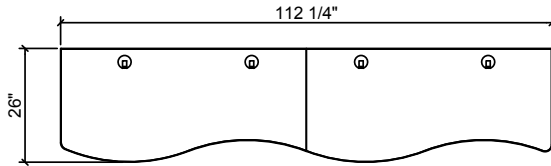
Total List \$7,841



Model Number	Qty	List	Extension
VS-DK-2460SS-29-S-RO-MM	1	\$2,558	\$2,558
VS-DK-2460SS-29-A-RO-MM	2	\$1,761	\$3,522
VS-DK-2460SS-29-E-RO-MM	1	\$1,761	\$1,761

VS-004

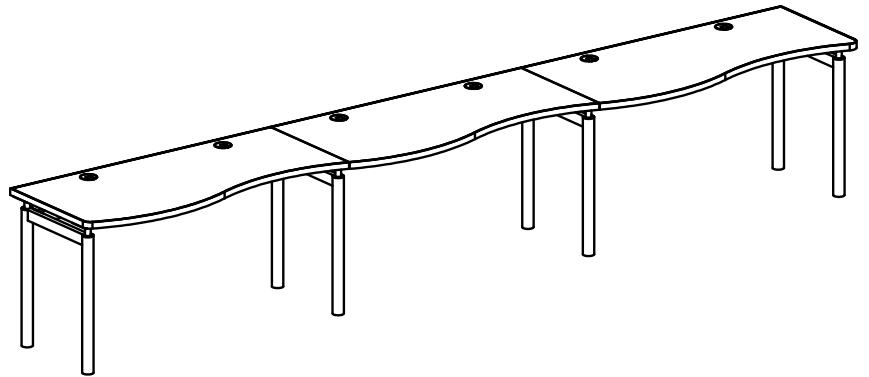
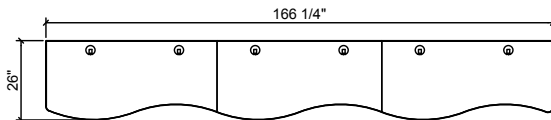
Total List \$4,799



Model Number	Qty	List	Extension
VS-DK-2460SW-29-S-RO-MM	1	\$2,798	\$2,798
VS-DK-2460SW-29-E-RO-MM	1	\$2,001	\$2,001

VS-005

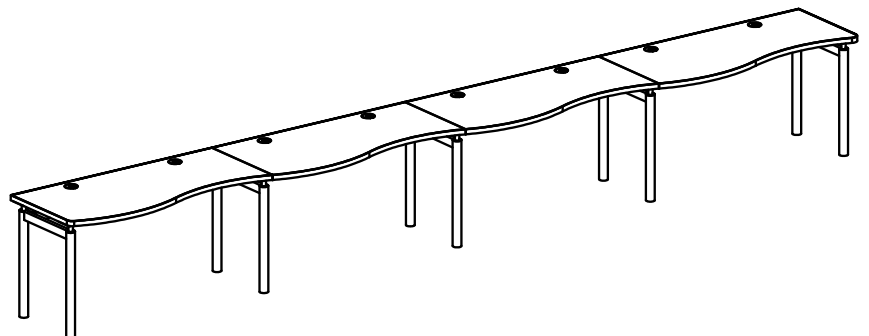
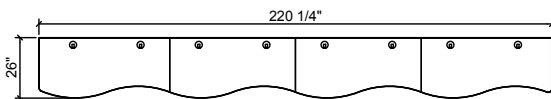
Total List \$6,800



Model Number	Qty	List	Extension
VS-DK-2460SW-29-S-RO-MM	1	\$2,798	\$2,798
VS-DK-2460SW-29-A-RO-MM	1	\$2,001	\$2,001
VS-DK-2460SW-29-E-RO-MM	1	\$2,001	\$2,001

VS-006

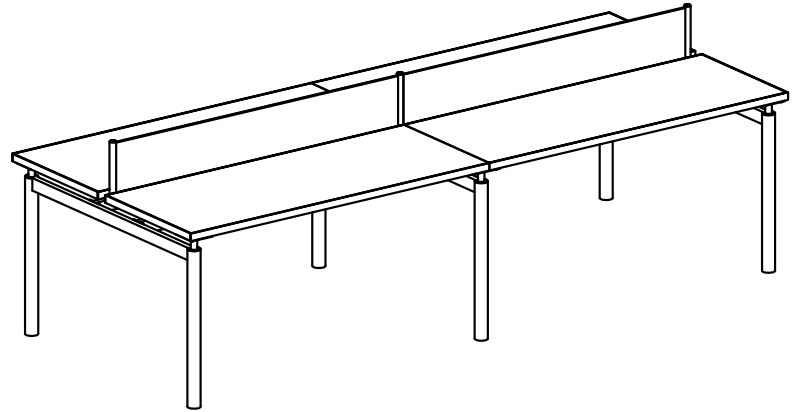
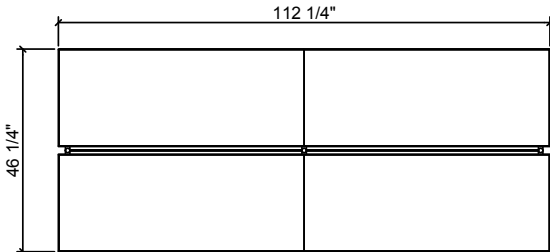
Total List \$8,801



Model Number	Qty	List	Extension
VS-DK-2460SW-29-S-RO-MM	1	\$2,798	\$2,798
VS-DK-2460SW-29-A-RO-MM	2	\$2,001	\$4,002
VS-DK-2460SW-29-E-RO-MM	1	\$2,001	\$2,001

VS-007

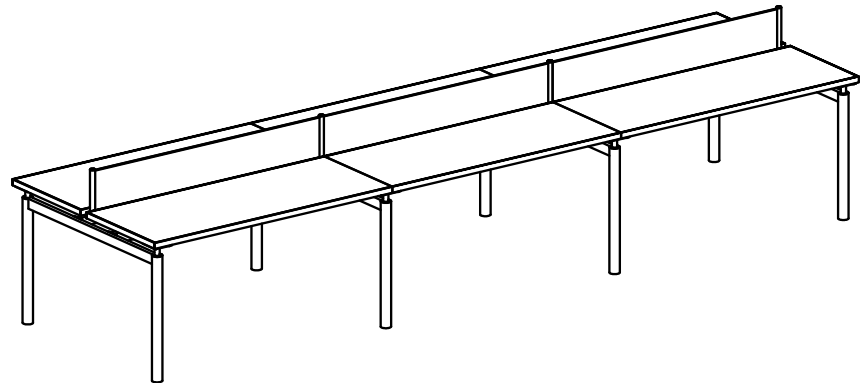
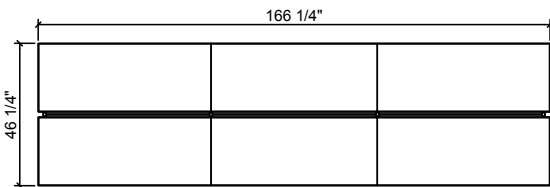
Total List \$8,409



Model Number	Qty	List	Extension
VS-DK-4860XS-29-S-RO-MM-AR-WM	1	\$4,778	\$4,778
VS-DK-4860XS-29-E-RO-MM-AR-WM	1	\$3,631	\$3,631

VS-008

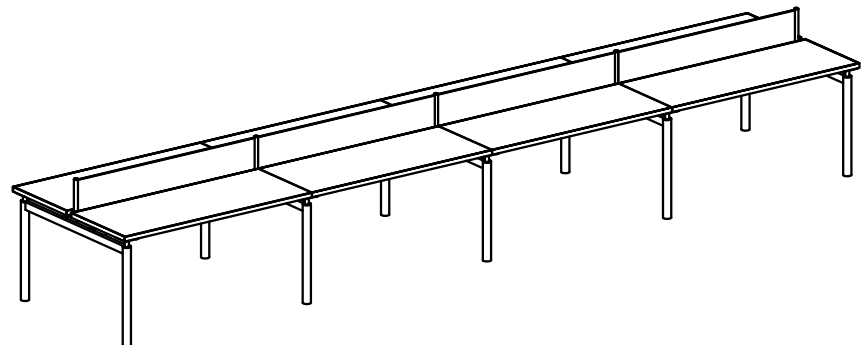
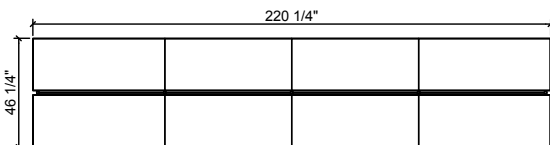
Total List \$12,040



Model Number	Qty	List	Extension
VS-DK-4860XS-29-S-RO-MM-AR-WM	1	\$4,735	\$4,735
VS-DK-4860XS-29-A-RO-MM-AR-WM	1	\$3,674	\$3,674
VS-DK-4860XS-29-E-RO-MM-AR-WM	1	\$3,631	\$3,631

VS-009

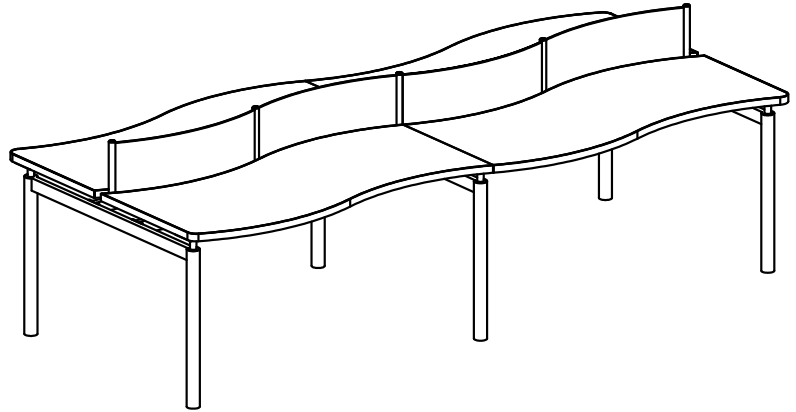
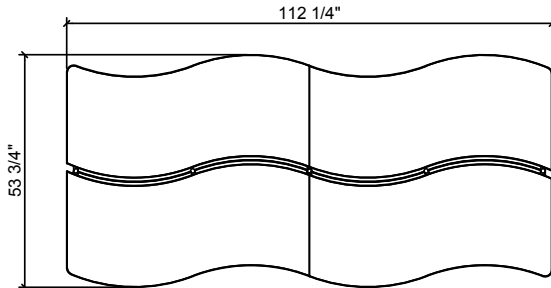
Total List \$15,714



Model Number	Qty	List	Extension
VS-DK-4860XS-29-S-RO-MM-AR-WM	1	\$4,735	\$4,735
VS-DK-4860XS-29-A-RO-MM-AR-WM	2	\$3,674	\$7,348
VS-DK-4860XS-29-E-RO-MM-AR-WM	1	\$3,631	\$3,631

VS-010

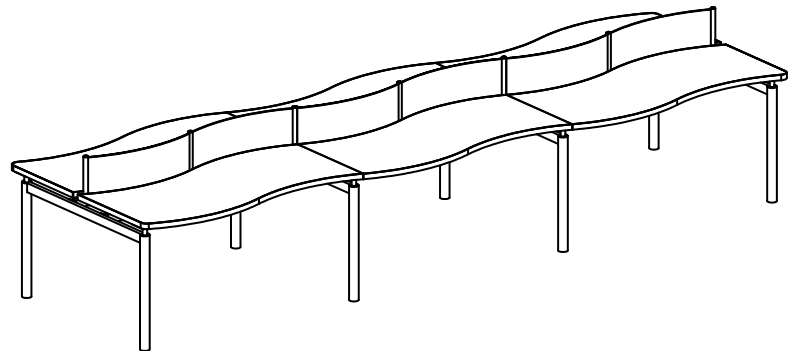
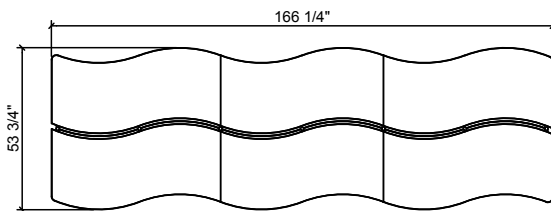
Total List \$9,853



Model Number	Qty	List	Extension
VS-DK-4860XW-29-S-RO-MM-AR-WM	1	\$5,500	\$5,500
VS-DK-4860XW-29-E-RO-MM-AR-WM	1	\$4,353	\$4,353

VS-011

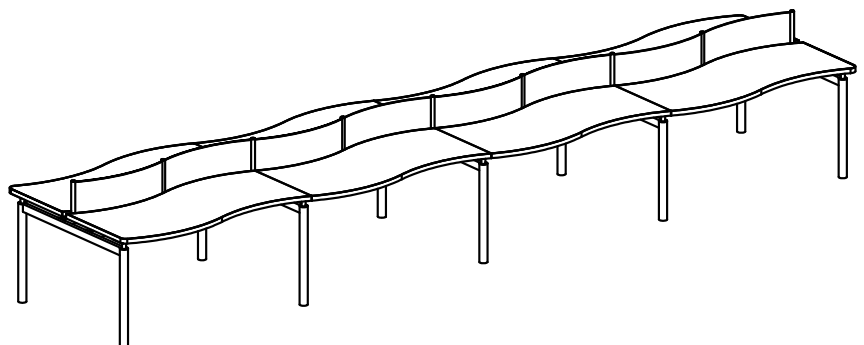
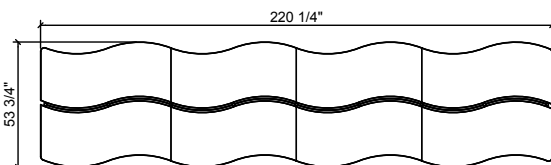
Total List \$14,249



Model Number	Qty	List	Extension
VS-DK-4860XW-29-S-RO-MM-AR-WM	1	\$5,500	\$5,500
VS-DK-4860XW-29-A-RO-MM-AR-WM	1	\$4,396	\$4,396
VS-DK-4860XW-29-E-RO-MM-AR-WM	1	\$4,353	\$4,353

VS-012

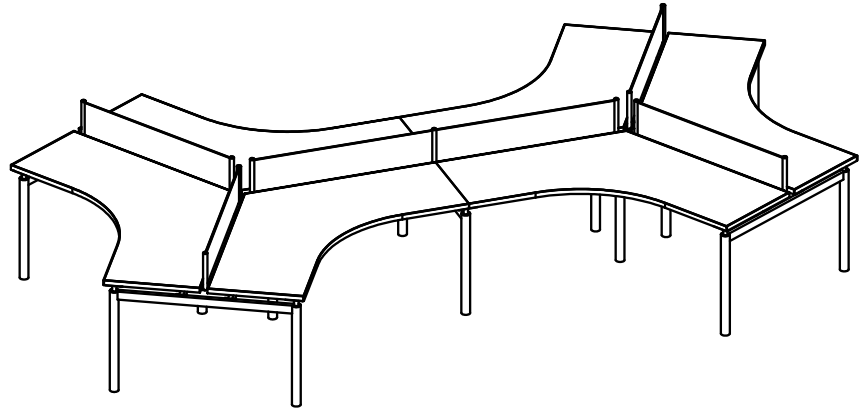
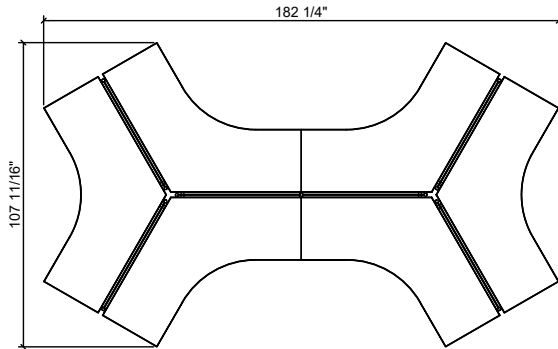
Total List \$18,645



Model Number	Qty	List	Extension
VS-DK-4860XW-29-S-RO-MM-AR-WM	1	\$5,500	\$5,500
VS-DK-4860XW-29-A-RO-MM-AR-WM	2	\$4,396	\$8,792
VS-DK-4860XW-29-E-RO-MM-AR-WM	1	\$4,353	\$4,353

VS-013

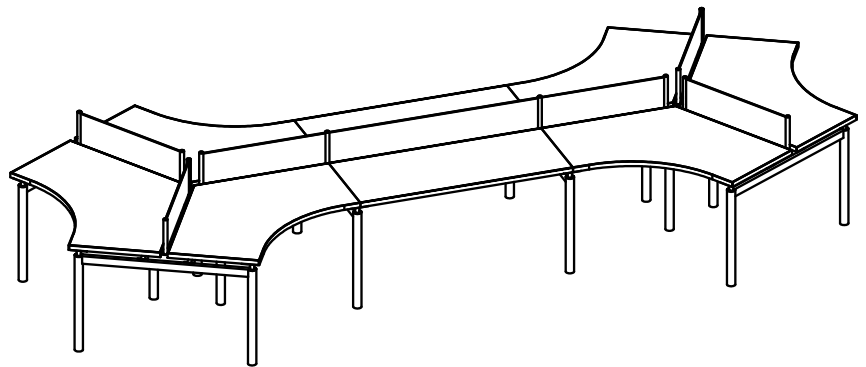
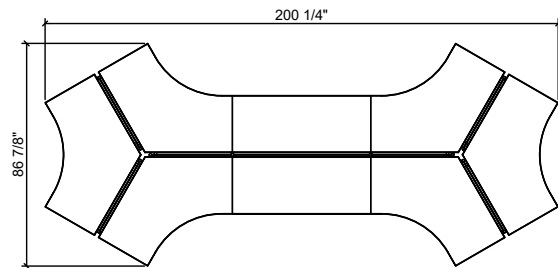
Total List \$26,346



Model Number	Qty	List	Extension
VS-DK-4884XP-29-S1-RO-MM-AR-WM	1	\$14,005	\$14,005
VS-DK-4884XP-29-E-RO-MM-AR-WM	1	\$12,341	\$12,341

VS-014

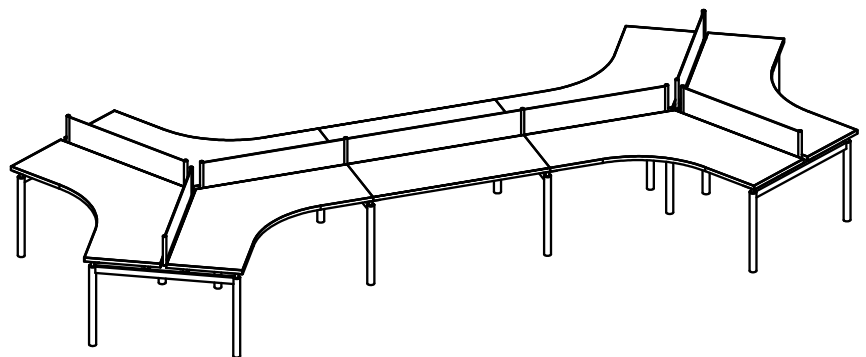
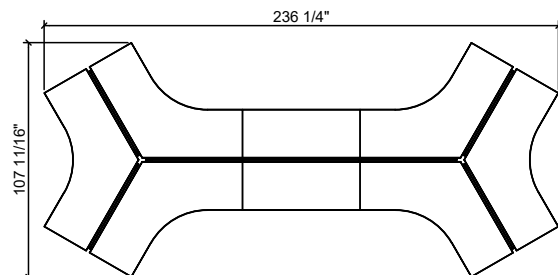
Total List \$27,815



Model Number	Qty	List	Extension
VS-DK-4866XP-29-S1-RO-MM-AR-WM	1	\$12,644	\$12,644
VS-DK-4860XS-29-A-RO-MM-AR-WM	1	\$3,674	\$3,674
VS-DK-4866XP-29-E-RO-MM-AR-WM	1	\$11,497	\$11,497

VS-015

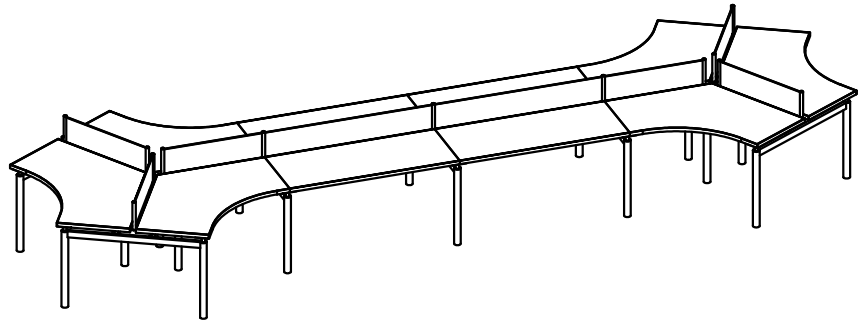
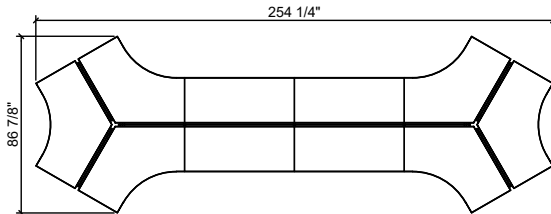
Total List \$30,020



Model Number	Qty	List	Extension
VS-DK-4884XP-29-S1-RO-MM-AR-WM	1	\$14,005	\$14,005
VS-DK-4860XS-29-A-RO-MM-AR-WM	1	\$3,674	\$3,674
VS-DK-4884XP-29-E-RO-MM-AR-WM	1	\$12,341	\$12,341

VS-016

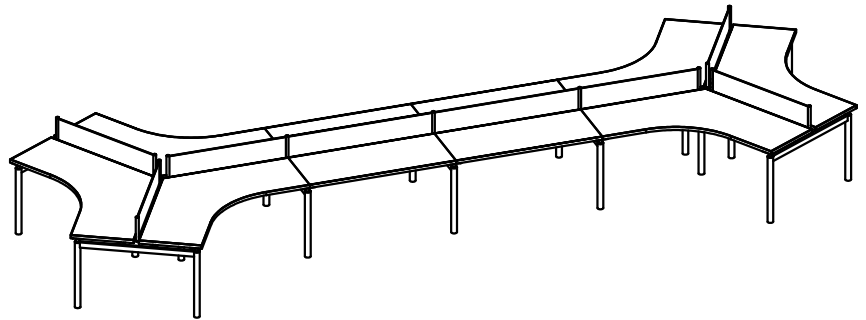
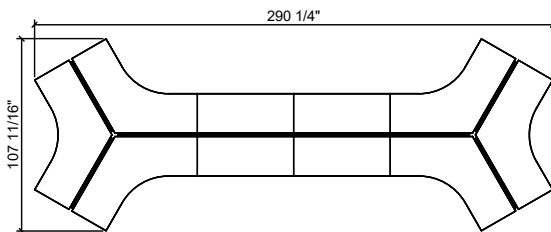
Total List \$31,489



Model Number	Qty	List	Extension
VS-DK-4866XP-29-S1-RO-MM-AR-WM	1	\$12,644	\$12,644
VS-DK-4860XS-29-A-RO-MM-AR-WM	2	\$3,674	\$7,348
VS-DK-4866XP-29-E-RO-MM-AR-WM	1	\$11,497	\$11,497

VS-017

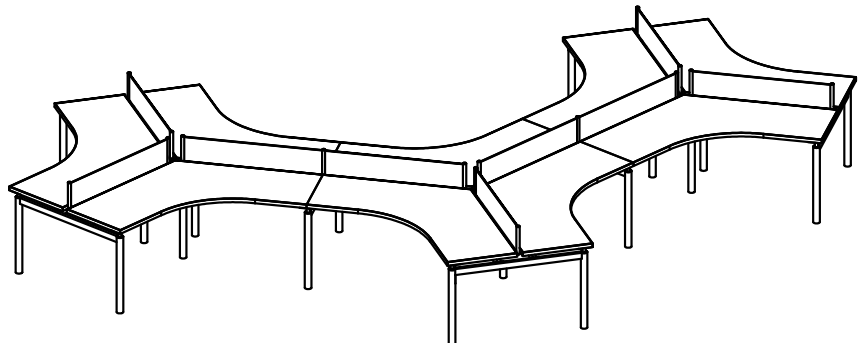
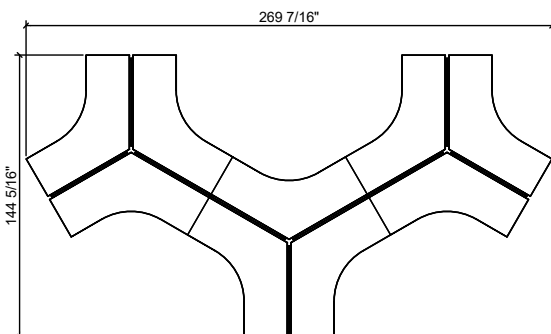
Total List \$33,694



Model Number	Qty	List	Extension
VS-DK-4884XP-29-S1-RO-MM-AR-WM	1	\$14,005	\$14,005
VS-DK-4860XS-29-A-RO-MM-AR-WM	2	\$3,674	\$7,348
VS-DK-4884XP-29-E-RO-MM-AR-WM	1	\$12,341	\$12,341

VS-018

Total List \$38,213



Model Number	Qty	List	Extension
VS-DK-4884XP-29-S2-RO-MM-AR-WM	1	\$13,531	\$13,531
VS-DK-4884XP-29-E-RO-MM-AR-WM	2	\$12,341	\$24,682

Table Accessories

Price List

Effective 10/11/2022

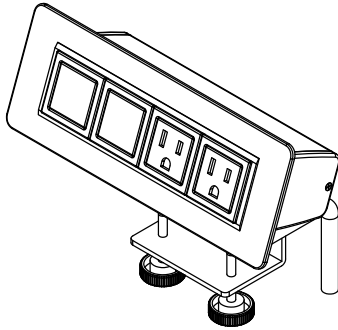
Add-On Power & Data	129
Built-In Power & Data	131
4trac Power Supply	137
Wire Management	138
Table Connectors	139



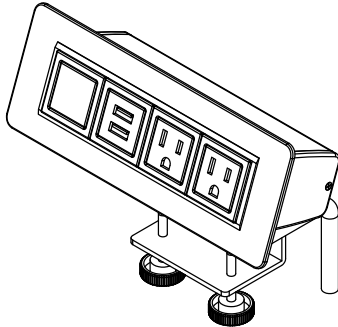
LIATfurniture.com

694 North Main Street · Troutman, NC 28166
TF 888 440 8205

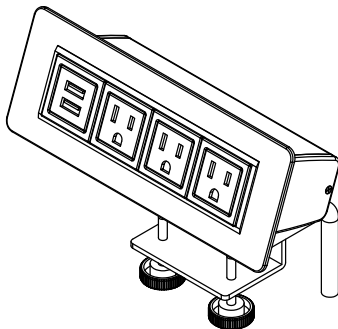




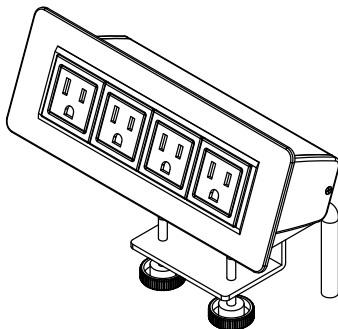
Part Number	LA-AXX4-202-C120
Description	Axil X, Edge Mount
Power/Data	2 Power, 2 Open Data
Power Supply	120" Long Cord, 15A plug
Finish Options	White (-W) ; Black (-B) ; Silver (-S)
List Price	\$374



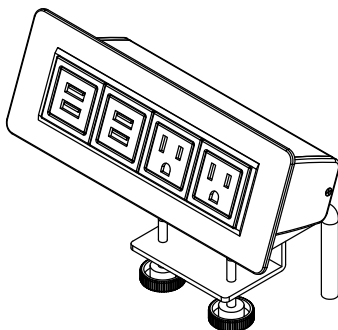
Part Number	LA-AXX4-211-C120
Description	Axil X, Edge Mount
Power/Data	2 Power, 1 USB, 1 Open Data
Power Supply	120" Long Cord, 15A plug
Finish Options	White (-W) ; Black (-B) ; Silver (-S)
List Price	\$469




Part Number	LA-AXX4-310-C120
Description	Axil X, Edge Mount
Power/Data	3 Power, 1 USB
Power Supply	120" Long Cord, 15A plug
Finish Options	White (-W) ; Black (-B) ; Silver (-S)
List Price	\$489




Part Number	LA-AXX4-400-C120
Description	Axil X, Edge Mount
Power/Data	4 Power
Power Supply	120" Long Cord, 15A plug
Finish Options	White (-W) ; Black (-B) ; Silver (-S)
List Price	\$502




Part Number	LA-AXX4-220-C120
Description	Axil X, Edge Mount
Power/Data	2 Power, 2 USB
Power Supply	120" Long Cord, 15A plug
Finish Options	White (-W) ; Black (-B) ; Silver (-S)
List Price	\$563




Part Number	LA-AXY4-202-C120
Description	Axil Y, Edge Mount
Power/Data	2 Power, 2 Open Data
Power Supply	120" Long Cord, 15A plug
Finish Options	White (-W) ; Black (-B) ; Silver (-S)
List Price	\$374




Part Number	LA-AXY4-211-C120
Description	Axil Y, Edge Mount
Power/Data	2 Power, 1 USB, 1 Open Data
Power Supply	120" Long Cord, 15A plug
Finish Options	White (-W) ; Black (-B) ; Silver (-S)
List Price	\$469



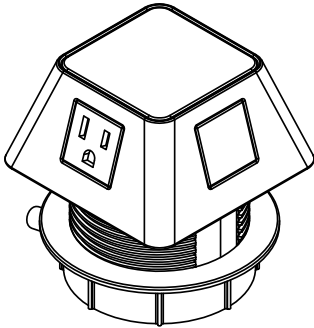
Part Number	LA-AXY4-310-C120
Description	Axil Y, Edge Mount
Power/Data	3 Power, 1 USB
Power Supply	120" Long Cord, 15A plug
Finish Options	White (-W) ; Black (-B) ; Silver (-S)
List Price	\$489



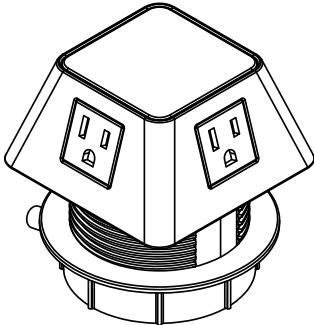
Part Number	LA-AXY4-400-C120
Description	Axil Y, Edge Mount
Power/Data	4 Power
Power Supply	120" Long Cord, 15A plug
Finish Options	White (-W) ; Black (-B) ; Silver (-S)
List Price	\$502



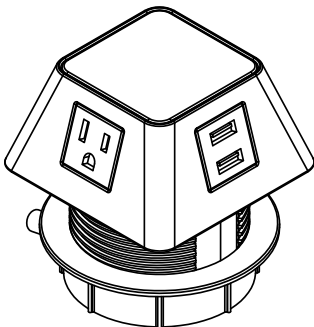
Part Number	LA-AXY4-220-C120
Description	Axil Y, Edge Mount
Power/Data	2 Power, 2 USB
Power Supply	120" Long Cord, 15A plug
Finish Options	White (-W) ; Black (-B) ; Silver (-S)
List Price	\$563



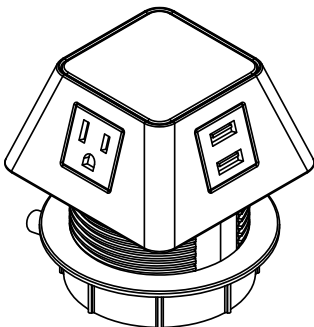
Part Number	LA-MOH4-202-C120
Description	Moire, Hole Mount
Power/Data	2 Power, 2 Open Data
Power Supply	120" Long Cord, 15A plug
Finish Options	Gloss White (-W) ; Gloss Black (-B)
List Price	\$341



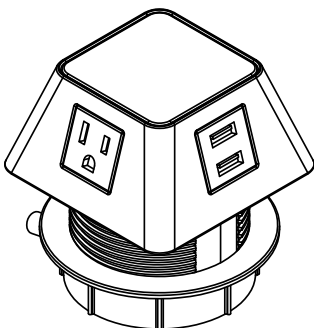
Part Number	LA-MOH4-400-C120
Description	Moire, Hole Mount
Power/Data	4 Power
Power Supply	120" Long Cord, 15A plug
Finish Options	Gloss White (-W) ; Gloss Black (-B)
List Price	\$338



Part Number	LA-MOH4-310-C120
Description	Moire, Hole Mount
Power/Data	3 Power, 1 USB
Power Supply	120" Long Cord, 15A plug
Finish Options	Gloss White (-W) ; Gloss Black (-B)
List Price	\$374

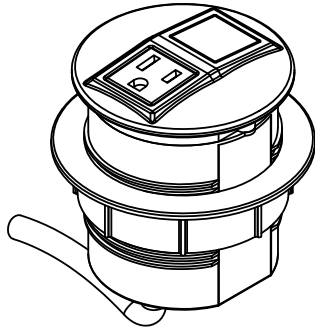


Part Number	LA-MOH4-211-C120
Description	Moire, Hole Mount
Power/Data	2 Power, 1 USB, 1 Open Data
Power Supply	120" Long Cord, 15A plug
Finish Options	Gloss White (-W) ; Gloss Black (-B)
List Price	\$374

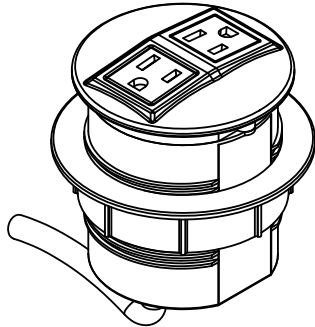


Part Number	LA-MOH4-220-C120
Description	Moire, Hole Mount
Power/Data	2 Power, 2 USB
Power Supply	120" Long Cord, 15A plug
Finish Options	Gloss White (-W) ; Gloss Black (-B)
List Price	\$460

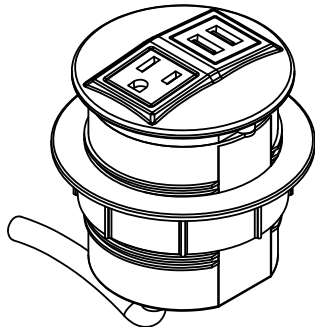
***Built-in Power & Data options require a hole in the top. Not all items work with all collections. Contact Project Management to ensure your power selection will work with your table.*



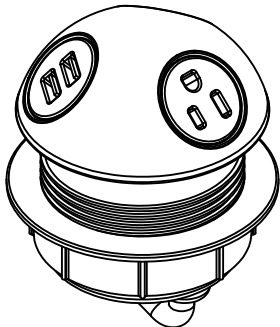
Part Number	LA-NOD2-101-C120
Description	Node, Hole Mount
Power/Data	1 Power, 1 Open Data
Power Supply	120" Long Cord, 15A plug
Finish Options	Parchment (-PP) ; Silver (-SP) ; Midnight (-MP)
List Price	\$200



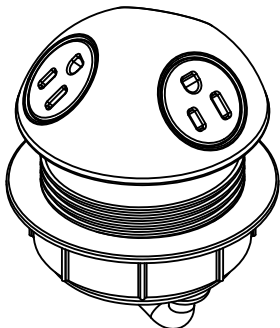
Part Number	LA-NOD2-200-C120
Description	Node, Hole Mount
Power/Data	2 Power
Power Supply	120" Long Cord, 15A plug
Finish Options	Parchment (-PP) ; Silver (-SP) ; Midnight (-MP)
List Price	\$211



Part Number	LA-NOD2-110-C120
Description	Node, Hole Mount
Power/Data	1 Power, 1 USB
Power Supply	120" Long Cord, 15A plug
Finish Options	Parchment (-PP) ; Silver (-SP) ; Midnight (-MP)
List Price	\$304

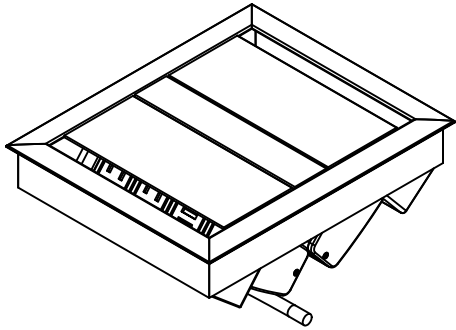


Part Number	LA-HEM3-210-C120
Description	Hemisphere, Hole Mount
Power/Data	2 Power, 1 USB
Power Supply	120" Long Cord, 15A plug
Finish Options	Soft Touch Black (-B) ; Soft Touch White (-W)
List Price	\$280

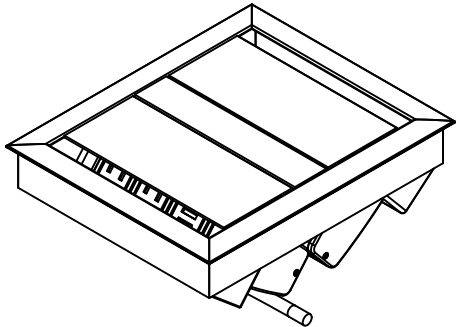


Part Number	LA-HEM3-300-C120
Description	Hemisphere, Hole Mount
Power/Data	3 Power
Power Supply	120" Long Cord, 15A plug
Finish Options	Soft Touch Black (-B) ; Soft Touch White (-W)
List Price	\$280

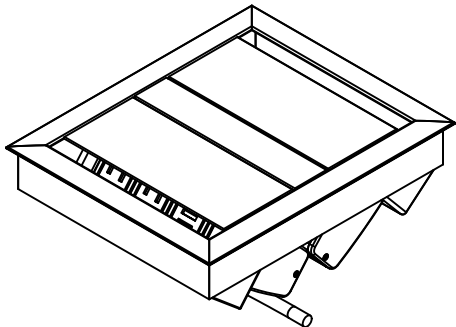
***Built-in Power & Data options require a hole in the top. Not all items work with all collections. Contact Project Management to ensure your power selection will work with your table.*



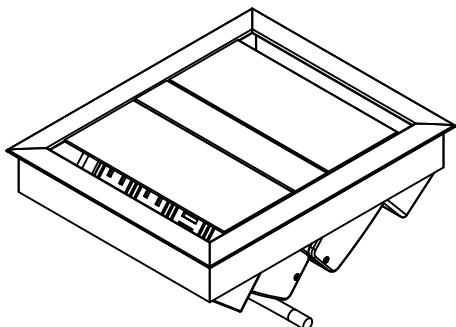
Part Number	LA-E2X4-202-C120
Description	E2X, Flat Mount with Lid
Power/Data	2 Power, 2 Open Data
Power Supply	(2) 120" Long Cord, 15A plugs
Finish Options	Silver Aluminum (-SA); Black Aluminum (-BA)
List Price	\$930



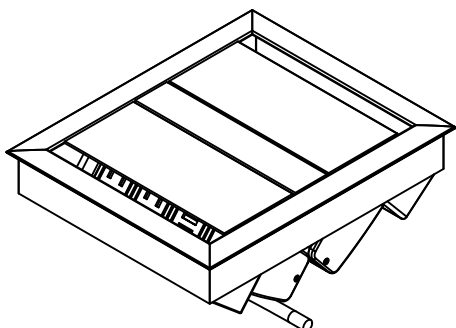
Part Number	LA-E2X4-400-C120
Description	E2X, Flat Mount with Lid
Power/Data	4 Power
Power Supply	(2) 120" Long Cord, 15A plugs
Finish Options	Silver Aluminum (-SA); Black Aluminum (-BA)
List Price	\$1,123



Part Number	LA-E2X4-310-C120
Description	E2X, Flat Mount with Lid
Power/Data	3 Power, 1 USB
Power Supply	(2) 120" Long Cord, 15A plugs
Finish Options	Silver Aluminum (-SA); Black Aluminum (-BA)
List Price	\$1,151

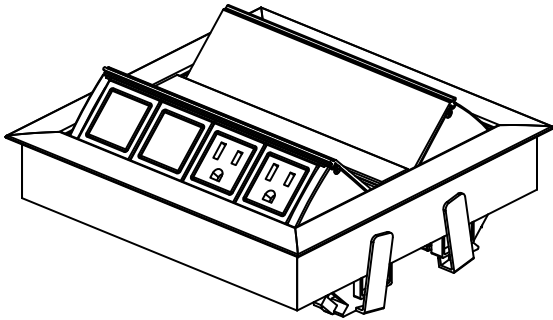


Part Number	LA-E2X4-211-C120
Description	E2X, Flat Mount with Lid
Power/Data	2 Power, 1 USB, 1 Open Data
Power Supply	(2) 120" Long Cord, 15A plugs
Finish Options	Silver Aluminum (-SA); Black Aluminum (-BA)
List Price	\$1,132

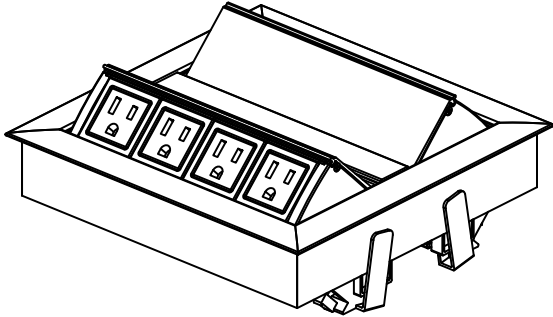


Part Number	LA-E2X4-220-C120
Description	E2X, Flat Mount with Lid
Power/Data	2 Power, 2 USB
Power Supply	(2) 120" Long Cord, 15A plugs
Finish Options	Silver Aluminum (-SA); Black Aluminum (-BA)
List Price	\$1,320

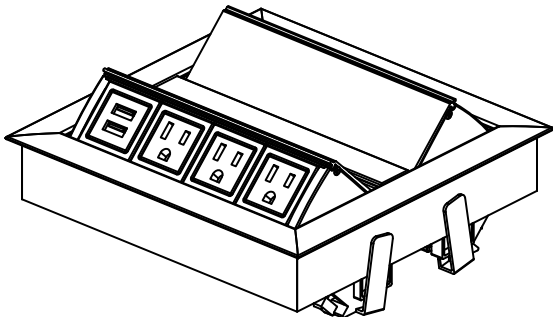
***Built-in Power & Data options require a hole in the top. Not all items work with all collections. Contact Project Management to ensure your power selection will work with your table.*



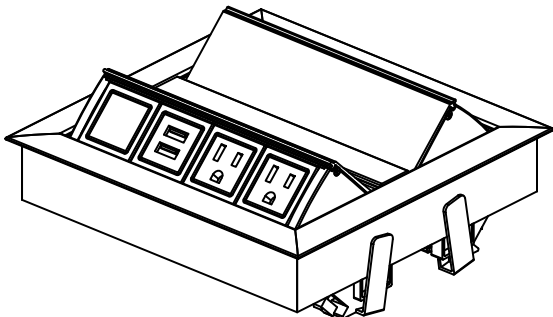
Part Number	LA-M2X4-202-C120
Description	M2X, Double Face Flip-Up / Flat Mount
Power/Data	2 Power, 2 Open Data
Power Supply	(2) 120" Long Cord, 15A plugs
Finish Options	Silver Aluminum (-SA) ; Black Aluminum (-BA)
List Price	\$1,113



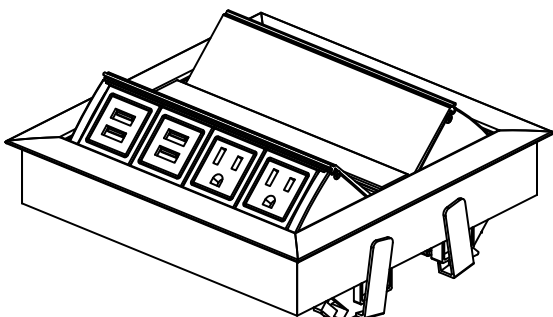
Part Number	LA-M2X4-400-C120
Description	M2X, Double Face Flip-Up / Flat Mount
Power/Data	4 Power
Power Supply	(2) 120" Long Cord, 15A plugs
Finish Options	Silver Aluminum (-SA) ; Black Aluminum (-BA)
List Price	\$1,268



Part Number	LA-M2X4-310-C120
Description	M2X, Double Face Flip-Up / Flat Mount
Power/Data	3 Power, 1 USB
Power Supply	(2) 120" Long Cord, 15A plugs
Finish Options	Silver Aluminum (-SA) ; Black Aluminum (-BA)
List Price	\$1,300

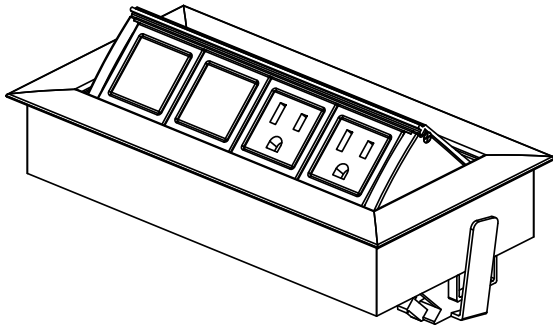


Part Number	LA-M2X4-211-C120
Description	M2X, Double Face Flip-Up / Flat Mount
Power/Data	2 Power, 1 USB, 1 Open Data
Power Supply	(2) 120" Long Cord, 15A plugs
Finish Options	Silver Aluminum (-SA) ; Black Aluminum (-BA)
List Price	\$1,306

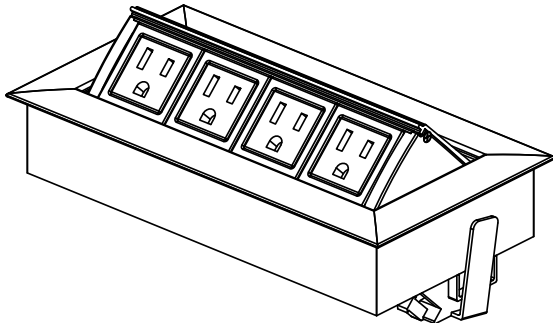


Part Number	LA-M2X4-220-C120
Description	M2X, Double Face Flip-Up / Flat Mount
Power/Data	2 Power, 2 USB
Power Supply	(2) 120" Long Cord, 15A plugs
Finish Options	Silver Aluminum (-SA) ; Black Aluminum (-BA)
List Price	\$1,466

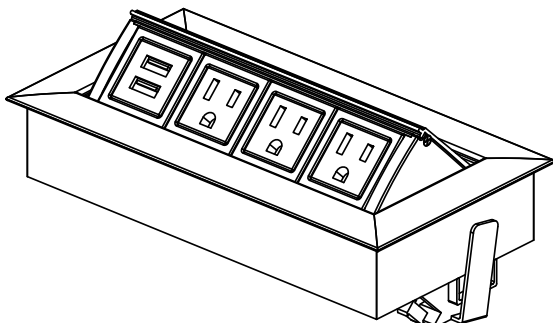
***Built-in Power & Data options require a hole in the top. Not all items work with all collections. Contact Project Management to ensure your power selection will work with your table.*



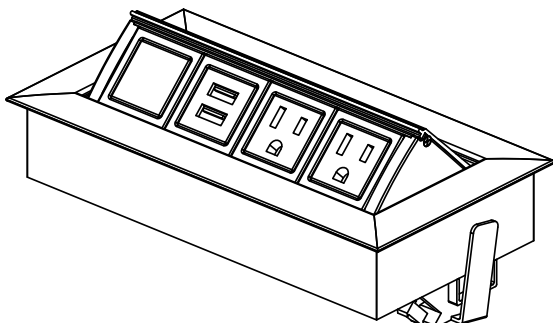
Part Number	LA-MHO4-202-C120
Description	Mho, Single Face Flip-Up / Flat Mount
Power/Data	2 Power, 2 Open Data
Power Supply	120" Long Cord, 15A plug
Finish Options	Silver Aluminum (-SA); Black Aluminum (-BA)
List Price	\$521



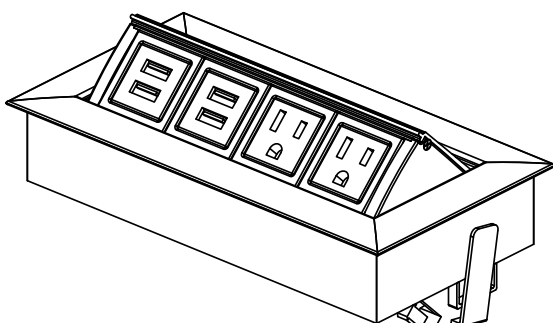
Part Number	LA-MHO4-400-C120
Description	Mho, Single Face Flip-Up / Flat Mount
Power/Data	4 Power
Power Supply	120" Long Cord, 15A plug
Finish Options	Silver Aluminum (-SA); Black Aluminum (-BA)
List Price	\$617



Part Number	LA-MHO4-310-C120
Description	Mho, Single Face Flip-Up / Flat Mount
Power/Data	3 Power, 1 USB
Power Supply	120" Long Cord, 15A plug
Finish Options	Silver Aluminum (-SA); Black Aluminum (-BA)
List Price	\$629

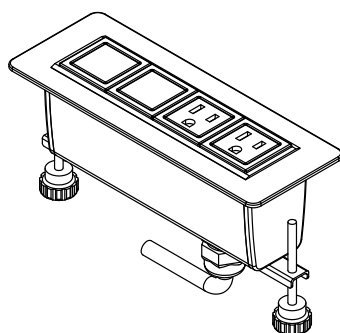


Part Number	LA-MHO4-211-C120
Description	Mho, Single Face Flip-Up / Flat Mount
Power/Data	2 Power, 1 USB, 1 Open Data
Power Supply	120" Long Cord, 15A plug
Finish Options	Silver Aluminum (-SA); Black Aluminum (-BA)
List Price	\$664

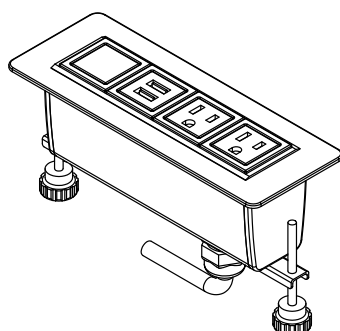


Part Number	LA-MHO4-220-C120
Description	Mho, Single Face Flip-Up / Flat Mount
Power/Data	2 Power, 2 USB
Power Supply	120" Long Cord, 15A plug
Finish Options	Silver Aluminum (-SA); Black Aluminum (-BA)
List Price	\$712

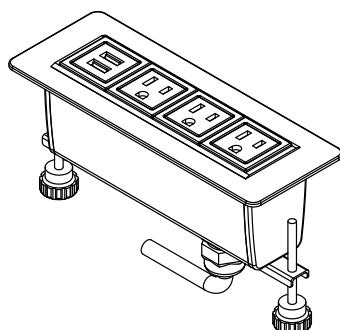
***Built-in Power & Data options require a hole in the top. Not all items work with all collections. Contact Project Management to ensure your power selection will work with your table.*



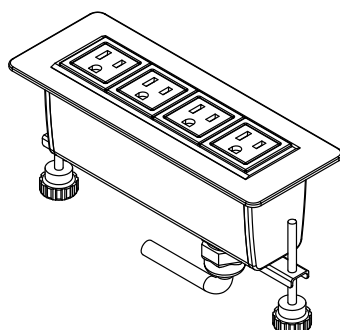
Part Number	LA-AXZ4-202-C120
Description	Axil Z, Flat Mount
Power/Data	2 Power, 2 Open Data
Power Supply	120" Long Cord, 15A plug
Finish Options	White (-W) ; Black (-B) ; Silver (-S)
List Price	\$374



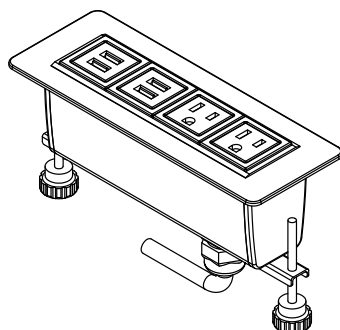
Part Number	LA-AXZ4-211-C120
Description	Axil Z, Flat Mount
Power/Data	2 Power, 1 USB, 1 Open Data
Power Supply	120" Long Cord, 15A plug
Finish Options	White (-W) ; Black (-B) ; Silver (-S)
List Price	\$469



Part Number	LA-AXZ4-310-C120
Description	Axil Z, Flat Mount
Power/Data	3 Power, 1 USB
Power Supply	120" Long Cord, 15A plug
Finish Options	White (-W) ; Black (-B) ; Silver (-S)
List Price	\$489

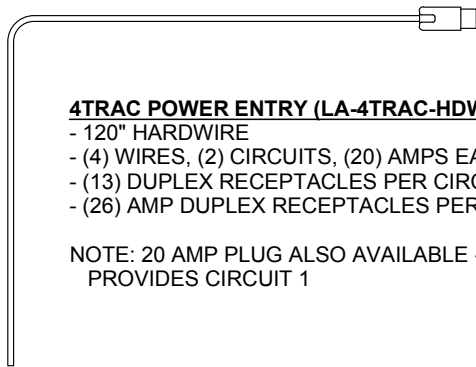


Part Number	LA-AXZ4-400-C120
Description	Axil Z, Flat Mount
Power/Data	4 Power
Power Supply	120" Long Cord, 15A plug
Finish Options	White (-W) ; Black (-B) ; Silver (-S)
List Price	\$502



Part Number	LA-AXZ4-220-C120
Description	Axil Z, Flat Mount
Power/Data	2 Power, 2 USB
Power Supply	120" Long Cord, 15A plug
Finish Options	White (-W) ; Black (-B) ; Silver (-S)
List Price	\$563

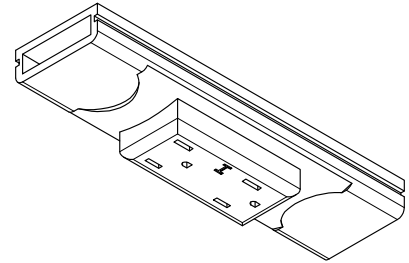
***Built-in Power & Data options require a hole in the top. Not all items work with all collections. Contact Project Management to ensure your power selection will work with your table.*



4TRAC POWER ENTRY (LA-4TRAC-HDWPE-120)


- 120" HARDWIRE
- (4) WIRES, (2) CIRCUITS, (20) AMPS EACH
- (13) DUPLEX RECEPTACLES PER CIRCUIT
- (26) AMP DUPLEX RECEPTACLES PER INFEEED MAX

NOTE: 20 AMP PLUG ALSO AVAILABLE - ONLY PROVIDES CIRCUIT 1



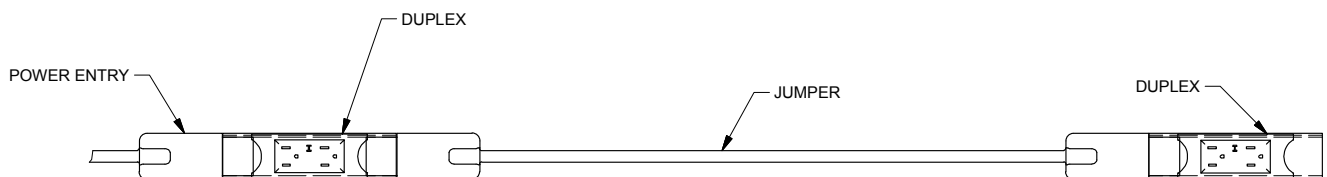
4TRAC DUPLEX RECEPTACLE (LA-DUP-C1/C2)

- PROVIDES (2) 15 AMP RECEPTACLES
- MOUNTING BRACKET INCLUDED



4TRAC JUMPER (LA-4TRAC-JMP-##)

- CONNECTS 2 DUPLEX'S



Power Supply

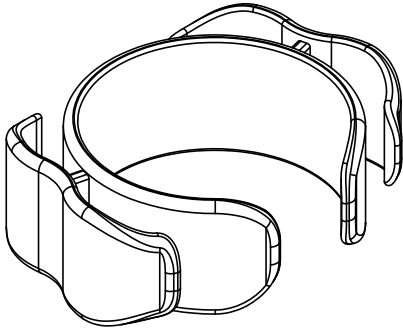
LA-4TRAC-HDWPE-120	Hardwire Power Entry; 120" Long; (4) Wires, (2) Circuits, 20 Amps Ea	\$133 List
LA-4TRAC-HDWPE-144	Hardwire Power Entry; 144" Long; (4) Wires, (2) Circuits, 20 Amps Ea	\$143 List
LA-4TRAC-20APE-120	20Amp RA Plug Power Entry; 120" Long; Circuit 1 Only	\$347 List
LA-4TRAC-20APE-144	20Amp RA Plug Power Entry; 120" Long; Circuit 1 Only	\$361 List

Duplex Receptacles

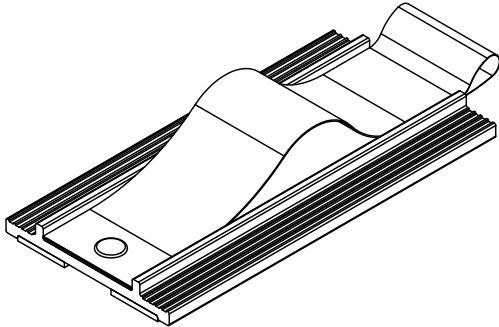
LA-4TRAC-DUP-C1	Duplex Receptacle w/ Mounting Bracket; Circuit 1	\$72 List
LA-4TRAC-DUP-C2	Duplex Receptacle w/ Mounting Bracket; Circuit 2	\$72 List

Jumpers


LA-4TRAC-JMP-01	Hard Jumper	\$43 List
LA-4TRAC-JMP-24	24" Jumper	\$75 List
LA-4TRAC-JMP-30	30" Jumper	\$77 List
LA-4TRAC-JMP-36	36" Jumper	\$80 List
LA-4TRAC-JMP-42	42" Jumper	\$85 List
LA-4TRAC-JMP-48	48" Jumper	\$89 List
LA-4TRAC-JMP-60	60" Jumper	\$102 List
LA-4TRAC-JMP-66	66" Jumper	\$106 List
LA-4TRAC-JMP-72	72" Jumper	\$110 List



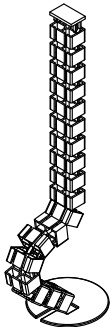
Part Number	LA-WC01
Description	Table Leg Wire Clip
Size	1-3/16" T x 60mm Dia
Finish Options	Graphite (- GF); Aluminum (- AL); Transparent (- TR)
List Price	\$30



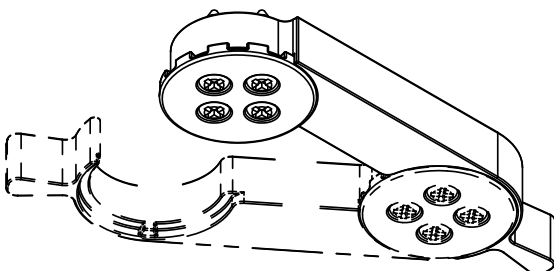
Part Number	LA-WM7
Description	VELCRO Wire Management Guide
Size	1-3/4" W x 3-1/2" L
Finish Options	Black
List Price	\$30




Part Number	LA-WM24-90M
Description	Under Counter Sombrero Cable Wrap
Size	1-1/2" T x 4" Dia
Finish Options	Black
List Price	\$50




Part Number	LA-WM16
Description	Snake Wire Manager
Size	31-1/8" L
Finish Options	Metallic Silver (- 23); Black (- 90)
List Price	\$250



Part Number	LA-TC900
Description	"Lock" Table Connector; 1 Set
Size	5/8" T x 2" W x 5-1/2" L
Finish Options	Black
List Price	\$50



Part Number	VS-DK-25RL-UT-WL
Description	Table Wire Leg
Size	23 3/4" T x 3 1/2" Dia
Finish Options	Metallic Silver (-23) ; Black (-90)
List Price	\$483



Part Number	VS-DK-29RL-UT-WL
Description	Table Wire Leg
Size	23 3/4" T x 3 1/2" Dia
Finish Options	Metallic Silver (-23) ; Black (-90)
List Price	\$583



LIATFURNITURE.COM

694 North Main Street • Troutman, NC 28166

P 704 528 4506 • F 704 528 6519

LIAT Price List

Shelving & End Panels

Effective 11/1/2022



Terms and Conditions

LIAT Terms & Conditions 3

Ordering Information

General Ordering Information Checklist 5

Laminate/PVC Edge Options..... 6

Metal Shelf Options 8

Freight Zones 9

Modification Charges..... 10

Shelving Overview 11

Blueridge

Order Information 13

Specifications 14

Terminology & Tips 16

Shelf Counts & Spacing, Non-Mobile 18

Shelf Counts & Spacing, Mobile..... 20

Non-Mobile Single-Faced Shelving, Straight..... 22

Non-Mobile Single-Faced Shelving, Curved..... 23

Non-Mobile Double-Faced Shelving, Straight 24

Non-Mobile Double-Faced Shelving, Curved 25

Mobile Single-Faced Shelving, Straight..... 26

Mobile Single-Faced Shelving, Curved 27

Mobile Double-Faced Shelving, Straight 28

Mobile Double-Faced Shelving, Curved..... 29

Canopy Tops

Order Information 31

Specifications 32

Plastic Laminate (1 Side)..... 33

Plastic Laminate (2 Sides)..... 34

End Panels

Order Information 36

Specifications 37

Quick Looks..... 38

Concord..... 39

LIAT Terms & Conditions

The following terms & conditions apply to all LIAT, LLC products.

1. ACCEPTANCE, MODIFICATION, ASSIGNMENT: By placing this order for furniture, material or other products (sometimes collectively referred to as "Goods"), Customer agrees to these Terms and Conditions which shall prevail over inconsistent provisions in any other form or document of Customer. No change or modification shall be applicable unless set forth in writing and signed by Company. Neither this order nor any interest therein shall be assigned by Customer except with the prior written consent of Company.

2. PRICING: LIAT, LLC assumes no responsibility for the quantities or the interpretation of competitive product. Pricing is based on standard LIAT furniture including standard construction, materials, finishes and sizes. Unit prices shall prevail. Pricing subject to change without notice. Prices are those in effect at the time of order entry.

3. PAYMENT: Customer agrees to pay deposit or down payment as required by Company. Customer agrees to pay to Company the amount indicated on the Invoice, 1% 15 days, net 30 days from date of Invoice (U.S. Funds only), for Goods ordered. **INTEREST WILL BE CHARGED AFTER 30 DAYS FROM THE DATE OF INVOICE AT THE RATE OF ONE AND A HALF PERCENT (1.5%) PER MONTH.** International sales will require additional payment arrangements. No Goods shall be sold on consignment or conditional sales basis. Payment for the Goods delivered hereunder shall constitute acceptance thereof.

4. DELIVERY: The specific terms of delivery are as stated on the sales order acknowledgment. Goods which are delivered in advance of schedule are delivered at the risk of Customer. The Company is not liable for delays or failure to ship due to fire, strike, act of God, the public enemy or other causes beyond the control of the Company. With respect to LIAT, LLC, all shipments which are F.O.B. Factory or Delivered, LIAT, LLC reserves the right to select the appropriate carrier. Special requests including, but not limited to, inside delivery, installation, and call before delivery are not included in the price. Any charges arising from failure to meet shipment, rerouting while in transit, or carrier storage charges are the responsibility of the Customer. LIAT reserves the right to add a freight surcharge dependent on current market conditions.

*LIAT product is shipped knocked down. Assembly in the field is required.

5. CARE AND MAINTENANCE: To maintain your LIAT product for years of use, please follow these care and maintenance guidelines:

Wood Care and Maintenance: Use a damp, lint free cotton cloth for general dusting. Work with the grain of the wood.

Laminate Tops: Laminates may be cleaned using a damp cloth and mild soap.

Marmoleum Tops: Marmoleum can be maintained by dry or wet maintenance systems. For detailed product specifications or maintenance information, contact Forbo Industries Support Services at 1-800-842-7839 or visit their website www.forbo-industries.com.

Metal Finishes: Mix a solution of liquid soap and warm water. Saturate a clean cloth with this mixture. Wipe down metal then dry completely.

Acrylic Products: Use only products specifically recommended for cleaning acrylic, or a mild solution of dish detergent and warm water. Do **NOT** use any cleaner containing ammonia to clean your acrylic products. Do **NOT** use a dry cloth or your hand to clean the acrylic - this will rub the dirt and dust into the acrylic and can scratch the surface.

Fabric Care: The ability to be cleaned will vary based on the type of fabric. For best results, a professional service is recommended. Dirt and crumbs may be gently brushed or vacuumed off. Spill should be wiped up immediately with a cloth. If upholstery has been protected with Scotchgard or Zepel, the coating should be re-applied yearly. Vinyl textiles can be cleaned with warm soapy water and then wiped down with a warm damp cloth.

6. CLAIMS. All shipments are delivered to the carrier in good condition and Company's liability ceases after acceptance by carrier. If shipment arrives short or damaged, the Customer must file a claim immediately with the carrier. In the event of concealed damage, notify carrier and request an immediate inspection. Keep all cartons and packing material. Failure to file claim within 15 days after receipt of Goods constitutes acceptance and a waiver of any such claims

7. DISCLAIMER OF WARRANTIES: The express warranties below are the Company's sole warranties of its Goods, there are no understandings, agreements, representations, or warranties, express or implied (including any regarding the merchantability or fitness for a particular purpose), not specified herein, respecting the Goods. Except for those obligations of the Company identified in these Terms and Conditions, all risks related to the quality and performance of the Goods and responsibility for repair or service costs rests solely on the Customer. Company reserves the right to limit the applicable warranty to the Goods depending upon the division or catalogue through which said Goods were sold. Some states do not allow limitations on implied warranties, limitations on how long an implied warranty lasts, or the exclusion or limitation of incidental or consequential damages, so the above limitations may not apply to all Customers. This warranty gives the Customer specific legal rights, and each Customer may also have other rights which vary from state to state.

8. EXPRESS WARRANTIES: The express warranties of the Company are as follows:

LIAT, LLC

LIAT, LLC WARRANTS TO THE ORIGINAL PURCHASER THAT EACH CASEGOOD WILL BE FREE FROM DEFECTS IN WORKMANSHIP GIVEN NORMAL USE FOR A PERIOD OF TWENTY (20) YEARS OF SINGLE SHIFT SERVICE. LIAT WARRANTS THEIR SEATING PRODUCTS TO THE ORIGINAL PURCHASER THAT EACH PIECE OF FURNITURE WILL BE FREE FROM DEFECTS GIVEN NORMAL USE FOR FIVE (5) YEARS. LIAT, LLC WILL, AT ITS OPTION, REPAIR OR REPLACE ANY DEFECTIVE FURNITURE WITHIN THE TERMS OF THE WARRANTY. THIS WARRANTY DOES NOT APPLY TO DAMAGE RESULTING FROM ACCIDENT, ALTERATION, OR MISUSE. ALL LIAT ELECTRICAL COMPONENTS AND ACCESSORIES ARE WARRANTED TO THE EXTENT OF THE ORIGINAL MANUFACTURER.

Goods other than furniture are sold by Company to Customer without warranty.

9. ATTORNEYS' FEES: Customer shall be responsible for all expenses and costs in connection with the enforcement by Company of these Terms and Conditions and the costs of collection (including the fees of any collection agencies to whom the Customer's account may be referred), plus reasonable attorneys' fees (which attorneys' fees shall not be less than 25% of the amount due, unless a lower amount is specified by applicable law).

10. CANCELLATION: All cancellations must be made in writing. Administrative and/or labor charges may be incurred by the Customer depending upon the production stage of the order. Orders specifying special finish cannot be cancelled once finishing has begun. Cancellations cannot be accepted once final production has begun.

11. ORDER CHANGES: All changes to an order must be made in writing and are subject to Company's ability to conform. Administrative and/or labor charges may be incurred by the Customer depending upon the production stage of the order. Once final production has begun, no changes can be accepted.

12. REMEDIES: The remedies herein reserved shall be cumulative, and additional to any other or further remedies provided in law or equity. No waiver of a breach of any provision of these Terms and Conditions shall constitute waiver

of any other breach or of such provision.

13. INSOLVENCY: Company may forthwith cancel this order in the event of the happening of any of the following or any other comparable event: insolvency of the Customer, the filing of a voluntary petition in bankruptcy, the filing of any involuntary petition to have Customer declared bankrupt provided it is not vacated within thirty (30) days from the date of filing, the appointment of a receiver or trustee for Customer provided such appointment is not vacated within thirty (30) days from the date of such appointment, or the execution by Customer of an assignment for the benefit of creditors.

14. LIMITATION OF LIABILITY: The Company shall not under any circumstances be liable to the Customer, owner of the Goods or any third party for special, indirect, incidental, or consequential damages, including, without limitation, loss of profits or revenues, loss or damage to other property or equipment, cost of capital or of purchased or replacement goods, or expense, delay or inconvenience caused by or arising from the purchase, sale, use, repair or inability to use the Goods or by any performance or non-performance under, or breach of, these Terms and Conditions. The Company's sole liability for any defective Goods shall be its repair or its replacement pursuant to the Express Warranties set forth above, or if amended, as applicable at the time of manufacture or repair of the Goods. Some states do not allow the exclusion or limitation of incidental or consequential damages, so the above limitations or exclusion may not apply to all Customers. Any action resulting from any breach on the part of Company as to the Goods or services delivered hereunder must be commenced within one year after the cause of action has occurred.

15. RETURNS AND ALLOWANCES: Reasonable touch-up and deluxing is the dealer's responsibility. The Company will not make allowances for trip or delivery charges, but will only make allowance for actual work performed to correct manufacturing defects. Allowances may be authorized only by a Company officer. It is the responsibility of the field sales representatives to inspect any defective merchandise and make suggestions and recommendations as to the proper disposition. Field personnel cannot obligate or bind the Company by definite agreement, without final authorization by a Company officer. Company will not accept automatic charge backs which do not have prior authorization. All defects must be called to the Company's attention upon arrival at the Customer's "Ship To" destination. To initiate any type of claim or request for parts, it is imperative to have the model number or fabric number, which may be located on the tag attached to the frame of the unit. Authorization for return to the Company for any reason must be issued by the Company via a Return Goods Authorization. Any authorized returns not due to damage or defect will be assessed a 30% restocking charge and all return freight charges must be prepaid. Company will not issue credit allowances for any repairs without Company's prior consent. Under no circumstances shall the Company accept COD (Cash on Delivery) returns, and any such shipment will be refused.

16. SECURITY AGREEMENT: The Company may require and Customer shall grant a security interest in Goods sold pursuant to any credit the Company may extend to the Customer.

17. GOVERNING LAW: All disputes between the parties, whether or not arising out of these Terms and Conditions, will be governed by the laws of the State of North Carolina. Customer agrees to submit to the jurisdiction of and agrees all lawsuits relating to any disputes between the Customer and the Company will be brought only in a state court located in Iredell County, North Carolina or the United States District Court for the Southern District of North Carolina. THE CUSTOMER HEREBY WAIVES THE RIGHT TO A TRIAL BY JURY IN ANY ACTION, PROCEEDING, CLAIM, OR COUNTERCLAIM WHETHER IN CONTRACT OR TORT, AT LAW OR IN EQUITY, ARISING OUT OF OR RELATING IN ANY WAY TO THESE TERMS AND CONDITIONS AND ALL OTHER DISPUTES BETWEEN THE PARTIES.

18. MITIGATION: If the Company repossesses the Goods prior to payment by the Customer of all amounts due hereunder, the Company may sell the

Goods, AS IS, WHERE IS, free and clear of all rights of the Customer at either public or private sale, and apply the net proceeds (after deducting expenses of repossession and sale) to the obligation of Customer hereunder. The Customer shall remain liable for any deficiency. THE COMPANY MAY DISPOSE OF THE GOODS IN ANY COMMERCIALY REASONABLE PLACE AND MANNER AND THE CUSTOMER WAIVES ANY NOTICE OF TIME, PLACE AND MANNER OF SALE.

19. INTEGRATION: This order for Goods, including these Terms and Conditions, along with any Credit Application, Invoice, Statement, Dealer Contract, Acknowledgment, Bill of Lading (and any exhibits, addenda or amendments thereto) of which this order may be a part, constitutes the sole and complete agreement between the Company and the Customer with respect to the purchase of the Goods.

20. DIMENSIONS/SPECIFICATIONS/FINISHES: All dimensions are approximate and may vary due to the upholstery technique of each craftsman. If exact dimensions are required, it is necessary for the Customer to state such specifications with the order. Detailed specification sheets are available for each series of Goods, and Customer should consult the Company's Customer Service Department for these specification sheets. Company reserves the right to make changes in dimensions, style, or specifications if Company believes these changes will improve the Goods' quality or appearance. Company reserves the right to substitute hardwoods due to availability at production. Due to the natural characteristics of wood, environmental effects, and material upgrades, the Company cannot guarantee exact finish matches on existing Goods previously ordered from Company. If an exact match to Customer's existing Goods are required, it must be specified so that the proper procedures can be followed to ensure an acceptable finish. Company will accept no liability for the finish if this procedure is not followed. Company reserves the right to make changes in a finish formula if Company believes the change will improve the quality or appearance of Company's Goods.

21. ACKNOWLEDGEMENT: All orders will be acknowledged promptly, showing how the order was entered, the approximate shipping time and other pertinent information. It is the Customer's obligation to examine this acknowledgment carefully and notify Company immediately of any discrepancies. Every reasonable effort is made to ship as acknowledged, however, the acknowledged ship date is approximate. Company will generally ship within five (5) working days of the acknowledged ship date. If a firm ship date is necessary, Customer must inform Company at time of order and Company will make all reasonable efforts to meet each Customer's request. Acknowledged shipping dates are contingent upon the force majeure conditions contained in these Terms and Conditions.

22. COMPANY'S PERFORMANCE OF ITS OBLIGATIONS: The production and delivery of the Goods to the extent delayed or hindered or prevented from the performance by reason of natural disasters, acts of God, strikes, lockouts, labor troubles, inability to procure materials, casualties, failure of power, restrictive governmental laws or regulations, riots, insurrection, acts of terrorism, war or other reason of a like nature not the fault of the Company shall excuse for the period of the delay the Company's performance and the period for the performance shall be extended for a period equivalent to the period of such delay.

23. ANSI / BIFMA PERFORMANCE STANDARDS: All LIAT products meet and/or exceed applicable ANSI and BIFMA performance standards.

24. ENVIRONMENTAL HUMIDITY STATEMENT: Wood acclimates to its environment and will expand and contract with changes in the environment. It is the customers responsibility to ensure that the environment where any LIAT product is kept remains at a 45% - 55% humidity level. Any damage to the furniture resulting from improper humidity levels will void the warranty.

General Ordering Information Checklist

Use this checklist to be sure you have all of the necessary information to order your Retro unit.

☐ **Catalog Number**

Use our build guides to create your catalog number.

☐ **Laminate Selection**

Standard Wilsonart or Formica. Please specify manufacturer, color, finish and model number.

☐ **PVC Edge Band**

Please select from the PVC Edge Options Page.

☐ **Accessories**

Laminate/PVC Edge Options



Portico Teak
Wilsonart 8210K-28



Natural Oak
Formica 346-58



Beigewood
Wilsonart 7850-60



Kensington Maple
Wilsonart 10776-60



Bleached Legno
Formica 8845-58



Huntington Maple
Wilsonart 7039-60



River Cherry
Wilsonart 7937-60



Nepal Teak
Wilsonart 7209-60



Natural Teak
Formica 8849-58



Shaker Cherry
Wilsonart 7935-60



Windsor Mahogany
Wilsonart 7039-60



Amber Cherry
Wilsonart 7919-60



Montana Walnut
Wilsonart 7110-60



Glamour Cherry
Formica 6208-58




Versailles Anigre
Wilsonart 7923-60




Empire Mahogany
Wilsonart 7122-60



Asian Night
Wilsonart 7949K-18



Frosty White
Wilsonart 1573-60




Fashion Grey
Wilsonart D381-60



Crisp Linen
Wilsonart 4942-38



Classic Linen
Wilsonart 4943-38



Linen
Wilsonart D427-60



North Sea
Wilsonart D90-60



Satin Stainless
Wilsonart 4830K-18



Pewter Mesh
Wilsonart 4878-38



Black
Wilsonart 1595-60



Slate Grey
Wilsonart D91-60



Carbon Ev
Wilsonart 4820-60

NOTE: All options shown have a Laminate/PVC edge match available. Any standard Wilsonart or Formica laminates may be used. Premium laminates may incur an upcharge.

Non-Standard PVC Edge \$965 List (one time fee)**

**Based on standard pricing & 300' roll availability



Arctic White



Medium Grey



Autumn White



Oyster



Black



Sand



Champagne Putty



Stone



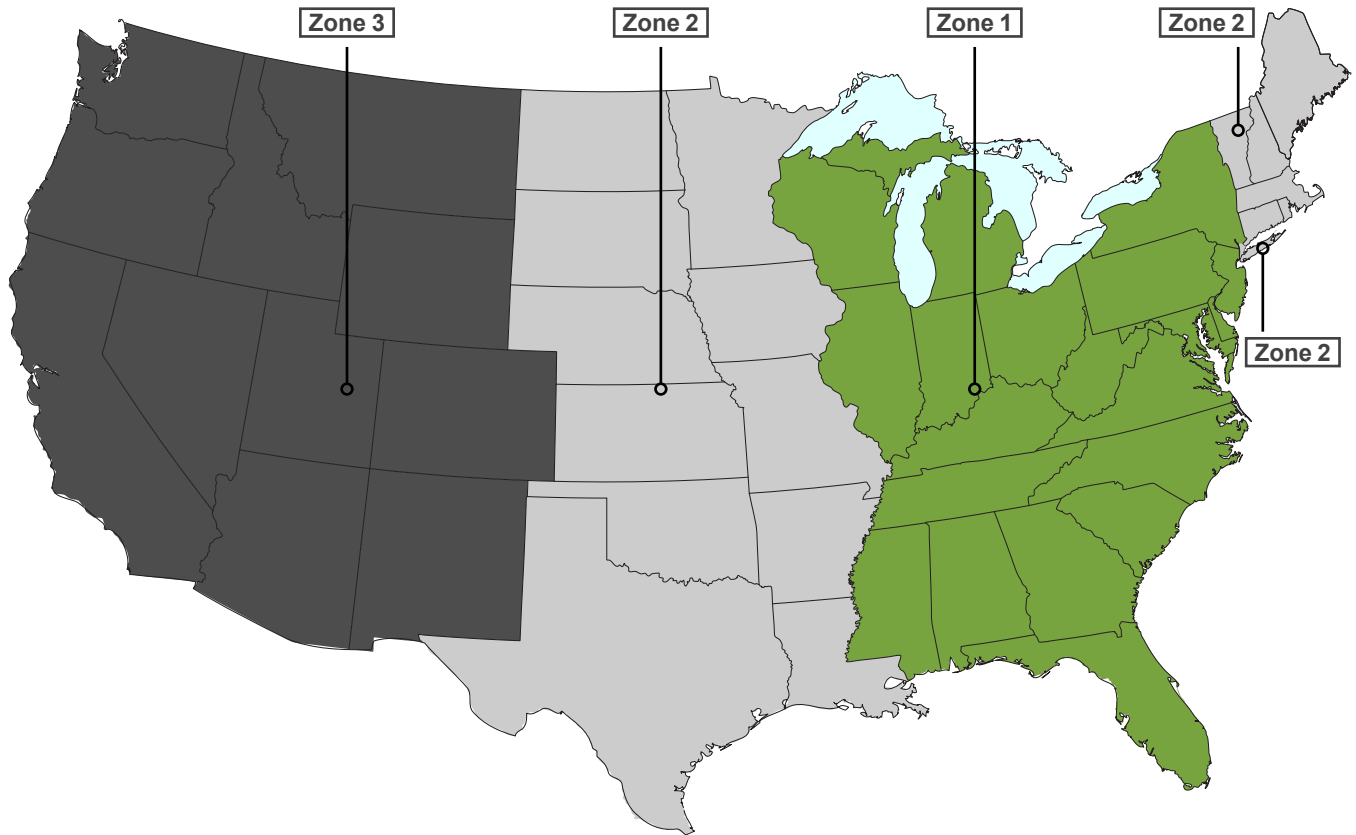
Light Grey



Tan

Use the following guide to **determine the delivered pricing** for your LIAT furniture product by **selecting your zone** from the map and reviewing the price changes for each zone. To **determine your list price**, add your prices from your selected furniture and then **add the shipping cost based on your designated zone**.

USA



- **Zone 1** No extra cost
- **Zone 2** Add 7% to the list price
- **Zone 3** Add 15% to the list price

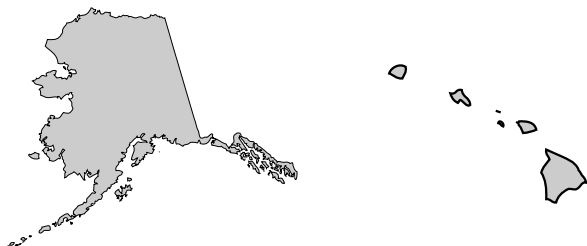
Zone 1 orders less than \$10,000 list will have a freight minimum fee of **\$1,000** list.

Zone 2 orders less than \$10,000 list will have a freight minimum fee of **\$1,000** list, plus **7%** of list

Zone 3 orders less than \$10,000 list will have a freight minimum fee of **\$1,000** list, plus **15%** of list

Hawaii, Alaska, and International

Note. This system does not apply to our international customers or those living in Alaska and Hawaii, **freight must be quoted separately for these orders.**



***Most LIAT product is shipped knocked down (KD). Assembly in the field is required.**

***LIAT reserves the right to add a freight surcharge dependent on current market conditions.**

Use the following guide to **determine the delivered pricing** for your LIAT furniture product by **selecting your zone** from the map and reviewing the price changes for each zone. To **determine your list price**, add your prices from your selected furniture and then **add the shipping cost based on your designated zone**.

Size Changes

To order a special size product, use the price of the next largest size. If the special size is larger than what is shown, contact project management.

Catalog Number Changes

To order a modified product, add an “X” as a prefix to the catalog number. The “X” will signify that there has been a modification to ensure the product is engineered and manufactured correctly. LIAT may change the overall catalog number slightly to create a unique identifier as the quote/order goes through our in-house system.

Description Changes


When ordering a modified product, make sure to include all information pertaining to the modification in the description of the quote request / purchase order.

Approval Drawings


LIAT is always happy to send drawings for approval when requested by the customer. When modifications are made to product, LIAT requires approval drawings to be signed off prior to releasing an order to be manufactured.

LIAT Project Managers are here to assist you with any questions you may have.


● Level 1	Up to \$250 list	0-2 hours of engineering time	No significant manufacturing changes
● Level 2	Up to \$500 list	2-4 hours of engineering time	No significant manufacturing changes
● Level 3	Up to \$750 list	0-4 hours of engineering time	Slight manufacturing changes
● Level 4	Up to \$1,000 list	Significant engineering time	Slight manufacturing changes
● Level 5	\$1,000+ list	Significant engineering time	Significant manufacturing changes



Blueridge
12



Canopy Tops
30



End Panels
35

Blueridge

Price List

Effective 11/1/2022

Order Information	13	Stationary, DF Straight	24
Specifications	14	Stationary, DF Curved	25
Terminology & Tips	16	Mobile, SF Straight	26
Shelf Counts & Spacing	18	Mobile, SF Curved	27
Stationary, SF Straight	22	Mobile, DF Straight	28
Stationary, SF Curved	23	Mobile, DF Curved	29



LIATfurniture.com

694 North Main Street · Troutman, NC 28166
TF 888 440 8205



Use this checklist to be sure you have all of the necessary information to place your order.

☐ **Catalog Number**

Use our build guides to create your catalog number.

☐ **Laminate Selection**

Standard Wilsonart or Formica. Please specify manufacturer, color, finish and model number.

☐ **PVC Edge Band**

See 7 for a complete list of standard LIAT PVC Edge Band options.

☐ **Metal Shelf Color** ***Metal shelf units only***

See page 8 for a complete list of standard LIAT PVC Edge Band options.

☐ **Accessories**

General Construction

Blueridge non-mobile shelving has a modular island/starter/adder/end design, which allows for easy reconfiguration. Blueridge mobile shelving is free standing only.

Sizes

Selected sizes are nominal and actual dimensions vary depending on the selected unit type. Adder units and End units have a width equal to the nominal width whereas Island and Starter units have a width that is 1" larger than the nominal width, creating a run of shelving that is the selected nominal width on centers.

Creep Factor

Due to variations in laminate thicknesses, there is a creep factor to the overall length of a shelving run where the actual length may be longer than expected. If there is a critical dimension that must be fit, it is the customer's responsibility to contact Project Management to notify LIAT of that situation.

Toe Kick

The toe kick is to be used on non-mobile shelving and is constructed of 1" thick particle board core with a vertical grade high pressure laminate on both sides, with a 3mm PVC band on two long edges. The toe kick is machined for recessed specialty cam lock connectors to engage metal inserts in the end & intermediate panels.

Modular Top

The modular top is to be used on non-mobile shelving and is constructed of 1" thick particle board core with a vertical grade high pressure laminate on both sides, with a 3mm PVC band on two long edges. The modular top is machined for specialty cam lock connectors to engage metal inserts in the end & intermediate panels.

Horizontal panel

The horizontal panel is to be used on mobile shelving and is constructed of 1" thick particle board core with a vertical grade high pressure laminate on both sides, with a 3mm PVC band on all edges. The horizontal panel is machined for metal inserts to engage with specialty cam lock connectors in the end & intermediate panels.

End and Intermediate Panel, Non-Mobile Shelving

The end and intermediate panels for non-mobile shelving are 1" thick particle board core with a vertical grade high pressure laminate on both sides, with a 3mm PVC band on two vertical edges and the top edge. The inside face(s) of the panels receive two rows of holes per face board to accept shelf pins, spaced 32mm apart on center. The panels are grooved to accept a 1/16" thick back panel unless otherwise noted. The panels are machined for metal inserts to engage with specialty cam lock connectors in the toe kicks and modular tops.

End and Intermediate Panel, Mobile Shelving

The end and intermediate panels for mobile shelving are 1" thick particle board core with a vertical grade high pressure laminate on both sides, with a 3mm PVC band on two vertical edges. Any mobile shelving unit over 36" in width will receive an intermediate panel. The inside face(s) of the panels receive two rows of holes per face board to accept shelf pins, spaced 32mm apart on center. The panels are grooved to accept a 1/16" thick back panel unless otherwise noted. The panels are machined for specialty cam lock connectors to engage metal inserts in the horizontal panels.

Back Panel

All back panels, single face and double face and curved units are two sheets of vertical grade high pressure laminate, laminated back-to-back.

Adjustable Shelf (Book Case)

The adjustable shelves are constructed of 1" thick particle board core with a vertical grade high pressure laminate on both sides, with a 3mm PVC band on one long edges. The underside of the shelves are routed to accept shelf pins.

Picture Book Shelf

The adjustable shelves are constructed of 1" thick particle board core with a vertical grade high pressure laminate on both sides, with a 3mm PVC band on one long edges. The underside of the shelves are routed to accept shelf pins. The top of the shelf receives five evenly spaced black wire dividers which are inserted into 3/16" diameter holes. Shorter width shelves may receive less than five dividers due to space limitations.

Metal Shelf

The adjustable metal shell is constructed of 20 gauge steel and is 3/4" thick with the front and rear edges being square formed. The ends of the shelves are notched to accept shelf pins. The shelves are powder coated.

Fixed Shelf

All shelving units 60" and higher require a shelf to be attached to the end and/or intermediate panels by means of (2) L-shaped brackets and pan head wood screws that will align with the shelf pin holes on vertical panels.

Corner Fillers

The corner fillers are constructed of 1" thick particle board core with a vertical grade high pressure laminate on one side and a backing sheet on the back side. Solid hardwood cleats are provided for attachment to the shelving run and the wall.

NOTE: For a proper fit, corner fillers may require trimming on installation.

Top Fillers

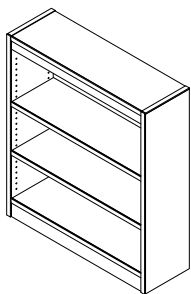
The top fillers are constructed of 1" thick particle board core with a vertical grade high pressure laminate on one side and a backing sheet on the back side, and receive a 3mm thick eased external band on one edge in the length dimension. Solid hardwood cleats are provided for attachment to the shelving run and the wall.

NOTE: For a proper fit, top fillers should be ordered oversized and require trimming on installation.

Face Fillers

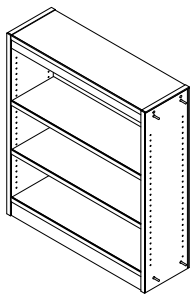
The face fillers are constructed of 1" thick particle board core with a vertical grade high pressure laminate on one side and a backing sheet on the back side. Solid hardwood cleats are provided for attachment to the shelving run and the wall.

NOTE: For a proper fit, face fillers should be ordered oversized and require trimming on installation.



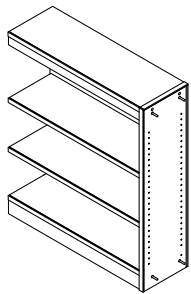
Island

Island units are stand-alone or free-standing, and come with two end panels.



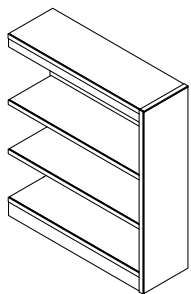
Starter

*Starter units act as a starting point for a run of shelving, and come with one end panel and one intermediate panel. **All starters must be ordered with an end.***




Adder

*Adder units act as an extension for a run of shelving units, and come with one intermediate panel. **All adders must be ordered with both a starter and an end unit. There is no limit to the amount of adders allowed in a given run.***



End

*End units act as an ending point for a run of shelving, and come with one end panel. **All ends must be ordered with a starter.***



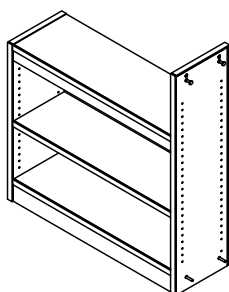
Island



Starter

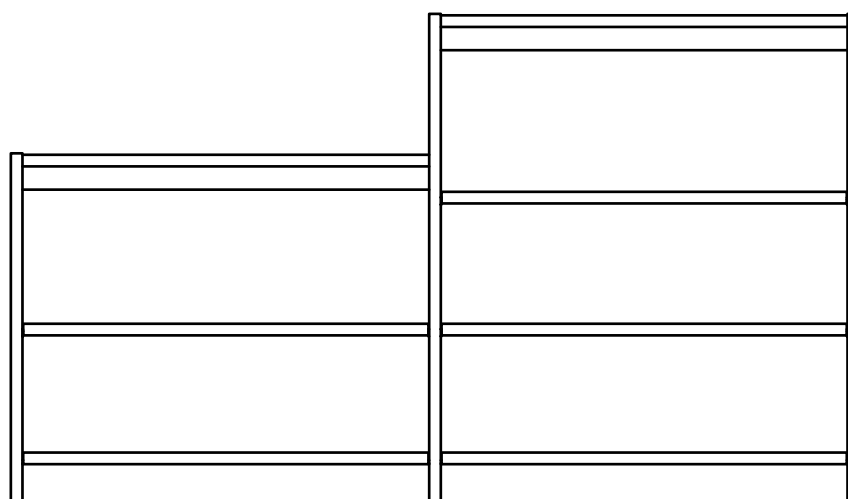
Adder

End



Height Adapter

Height adapter shelving units utilize an intermediate panel machined for different heights each side. The height adapter shelving unit is on the left side of the change in height. Only starters and adders can be height adapters.




Height Adapter

Non Height Adapter


The following images are provided as a reference to show the spacing/details and number of shelves for each of our standard heights to help with the planning process.



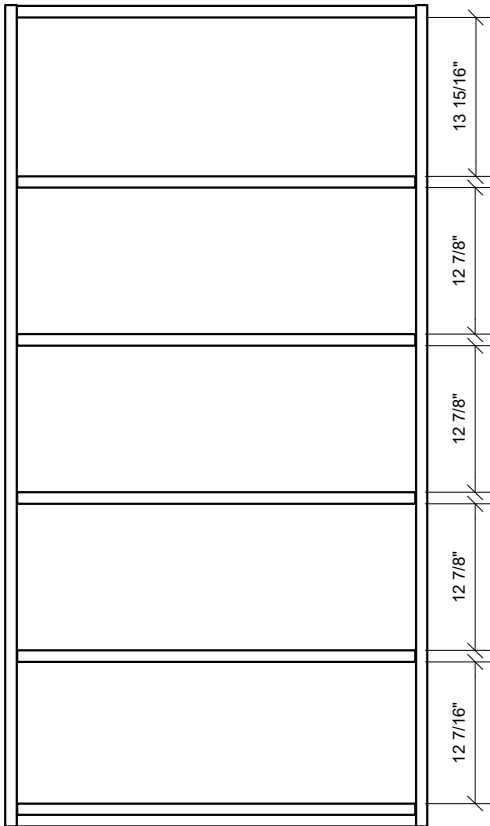
30" H Unit



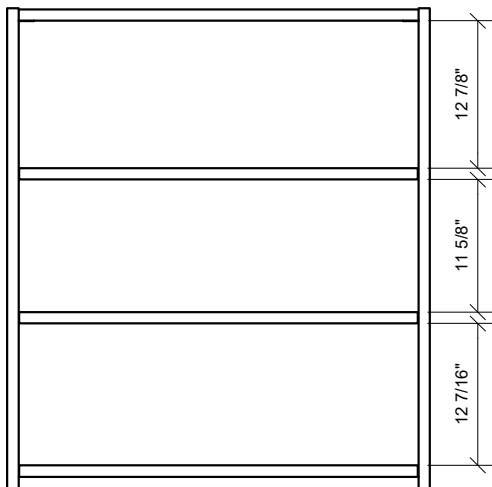
36" H Unit




60" H Unit




72" H Unit



42" H Unit




48" H Unit




82" H Unit


The following images are provided as a reference to show the spacing/details and number of shelves for each of our standard heights to help with the planning process.




30" H Unit



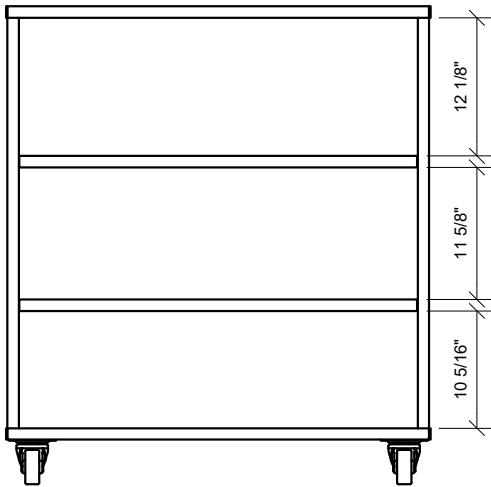
36" H Unit



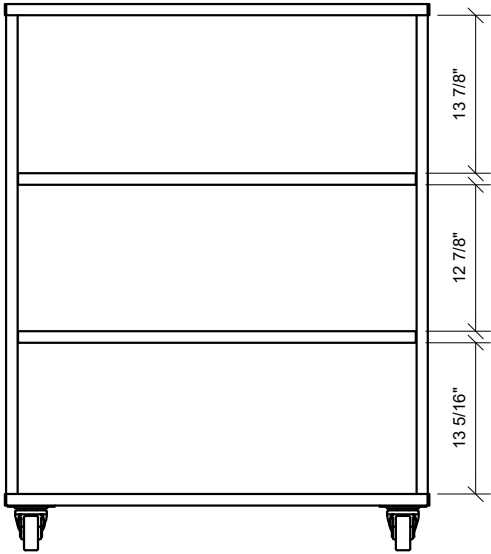
54" H Unit



60" H Unit



42" H Unit



48" H Unit

Part Number
Configurator

BL – **SH** – **1** **2** – **3** **4** – **5**

Required Selections

Component	Code	Description	30" High	36" High	42" High	48" High	60" High	72" High	82" High
1 Height	30	30" High Shelving	\$0	-	-	-	-	-	-
	36	36" High Shelving	-	\$0	-	-	-	-	-
	42	42" High Shelving	-	-	\$0	-	-	-	-
	48	48" High Shelving	-	-	-	\$0	-	-	-
	60	60" High Shelving	-	-	-	-	\$0	-	-
	72	72" High Shelving	-	-	-	-	-	\$0	-
	82	82" High Shelving	-	-	-	-	-	-	\$0
2 Depth	10	10" Deep Shelving	\$764	\$825	\$976	\$1,005	\$1,278	\$1,392	\$1,583
	12	12" Deep Shelving	\$764	\$825	\$976	\$1,005	\$1,278	\$1,392	\$1,583
3 Width	30	30" Wide Shelving	\$0	\$0	\$0	\$0	\$0	\$0	\$0
	31	31" Wide Shelving	\$0	\$0	\$0	\$0	\$0	\$0	\$0
	32	32" Wide Shelving	\$0	\$0	\$0	\$0	\$0	\$0	\$0
	33	33" Wide Shelving	\$0	\$0	\$0	\$0	\$0	\$0	\$0
	34	34" Wide Shelving	\$0	\$0	\$0	\$0	\$0	\$0	\$0
	35	35" Wide Shelving	\$0	\$0	\$0	\$0	\$0	\$0	\$0
	36	36" Wide Shelving	\$0	\$0	\$0	\$0	\$0	\$0	\$0
4 Shelves	BC	Book Case	\$0	\$0	\$0	\$0	\$0	\$0	\$0
	MS	Metal Shelf	\$136	\$136	\$204	\$204	\$340	\$340	\$408
	PB	Picture Book	\$136	\$136	\$204	\$204	\$340	\$340	\$408
5 Unit Type	I	Island	\$89	\$91	\$90	\$103	\$161	\$161	\$264
	S	Starter	\$89	\$91	\$90	\$103	\$161	\$161	\$264
	A	Adder	\$0	\$0	\$0	\$0	\$0	\$0	\$0
	E	End	\$0	\$0	\$0	\$0	\$0	\$0	\$0

Available Upgrades

Component	Code	Description	30" High	36" High	42" High	48" High	60" High	72" High	82" High
6 Fin. Back	-FB	Finished Back	\$0	\$0	\$0	\$0	\$0	\$0	\$0
7 Adapter	-HA30	Adapt to 30" High	-	\$46	\$46	\$46	\$46	\$46	\$46
	-HA36	Adapt to 36" High	\$180	-	\$46	\$46	\$46	\$46	\$46
	-HA42	Adapt to 42" High	\$180	\$180	-	\$46	\$46	\$46	\$46
	-HA48	Adapt to 48" High	\$180	\$180	\$180	-	\$46	\$46	\$46
	-HA60	Adapt to 60" High	\$180	\$180	\$180	\$180	-	\$46	\$46
	-HA72	Adapt to 72" High	\$180	\$180	\$180	\$180	\$180	-	\$46
	-HA82	Adapt to 82" High	\$180	\$180	\$180	\$180	\$180	\$180	-

-Height Adapters only available on Starter and Adder units.

Part Number
Configurator

BL – **SH** – **1** **2** – **3** **4** – **5** – **6**

Required Selections

Component	Code	Description	30" High	36" High	42" High	48" High	60" High	72" High	82" High
1 Height	30	30" High Shelving	\$0	-	-	-	-	-	-
	36	36" High Shelving	-	\$0	-	-	-	-	-
	42	42" High Shelving	-	-	\$0	-	-	-	-
	48	48" High Shelving	-	-	-	\$0	-	-	-
	60	60" High Shelving	-	-	-	-	\$0	-	-
	72	72" High Shelving	-	-	-	-	-	\$0	-
	82	82" High Shelving	-	-	-	-	-	-	\$0
2 Depth	10	10" Deep Shelving	\$1,011	\$1,119	\$1,288	\$1,321	\$1,758	\$1,839	\$2,114
	12	12" Deep Shelving	\$1,011	\$1,119	\$1,288	\$1,321	\$1,758	\$1,839	\$2,114
3 Radius	R48	48" Radius Shelving	\$0	\$0	\$0	\$0	\$0	\$0	\$0
	R60	60" Radius Shelving	\$0	\$0	\$0	\$0	\$0	\$0	\$0
	R72	72" Radius Shelving	\$0	\$0	\$0	\$0	\$0	\$0	\$0
4 Shelves	BC	Book Case	\$0	\$0	\$0	\$0	\$0	\$0	\$0
	PB	Picture Book	\$136	\$136	\$204	\$204	\$340	\$340	\$408
5 Curve Type	IC	Inner Curve	\$0	\$0	\$0	\$0	\$0	\$0	\$0
	OC	Outer Curve	\$0	\$0	\$0	\$0	\$0	\$0	\$0
6 Unit Type	I	Island	\$115	\$146	\$169	\$177	\$257	\$273	\$289
	S	Starter	\$115	\$146	\$169	\$177	\$257	\$273	\$289
	A	Adder	\$0	\$0	\$0	\$0	\$0	\$0	\$0
	E	End	\$0	\$0	\$0	\$0	\$0	\$0	\$0

Available Upgrades

Component	Code	Description	30" High	36" High	42" High	48" High	60" High	72" High	82" High
7 Adapter	-HA30	Adapt to 30" High	-	\$46	\$46	\$46	\$46	\$46	\$46
	-HA36	Adapt to 36" High	\$180	-	\$46	\$46	\$46	\$46	\$46
	-HA42	Adapt to 42" High	\$180	\$180	-	\$46	\$46	\$46	\$46
	-HA48	Adapt to 48" High	\$180	\$180	\$180	-	\$46	\$46	\$46
	-HA60	Adapt to 60" High	\$180	\$180	\$180	\$180	-	\$46	\$46
	-HA72	Adapt to 72" High	\$180	\$180	\$180	\$180	\$180	-	\$46
	-HA82	Adapt to 82" High	\$180	\$180	\$180	\$180	\$180	\$180	-

-Height Adapters only available on Starter and Adder units.

Part Number
Configurator

BL – **SH** – **1** **2** – **3** **4** – **5**

Required Selections										
Component	Code	Description	30" High	36" High	42" High	48" High	60" High	72" High	82" High	
1 Height	30	30" High Shelving	\$0	-	-	-	-	-	-	
	36	36" High Shelving	-	\$0	-	-	-	-	-	
	42	42" High Shelving	-	-	\$0	-	-	-	-	
	48	48" High Shelving	-	-	-	\$0	-	-	-	
	60	60" High Shelving	-	-	-	-	\$0	-	-	
	72	72" High Shelving	-	-	-	-	-	\$0	-	
	82	82" High Shelving	-	-	-	-	-	-	\$0	
2 Depth	20	20" Deep Shelving	\$1,048	\$1,117	\$1,368	\$1,405	\$1,837	\$1,925	\$2,278	
	24	24" Deep Shelving	\$1,048	\$1,117	\$1,368	\$1,405	\$1,837	\$1,925	\$2,278	
3 Width	30	30" Wide Shelving	\$0	\$0	\$0	\$0	\$0	\$0	\$0	
	31	31" Wide Shelving	\$0	\$0	\$0	\$0	\$0	\$0	\$0	
	32	32" Wide Shelving	\$0	\$0	\$0	\$0	\$0	\$0	\$0	
	33	33" Wide Shelving	\$0	\$0	\$0	\$0	\$0	\$0	\$0	
	34	34" Wide Shelving	\$0	\$0	\$0	\$0	\$0	\$0	\$0	
	35	35" Wide Shelving	\$0	\$0	\$0	\$0	\$0	\$0	\$0	
	36	36" Wide Shelving	\$0	\$0	\$0	\$0	\$0	\$0	\$0	
4 Shelves	BC	Book Case	\$0	\$0	\$0	\$0	\$0	\$0	\$0	
	MS	Metal Shelf	\$272	\$272	\$408	\$408	\$680	\$680	\$816	
	PB	Picture Book	\$272	\$272	\$408	\$408	\$680	\$680	\$816	
6 Unit Type	I	Island	\$157	\$186	\$236	\$265	\$282	\$315	\$386	
	S	Starter	\$157	\$186	\$236	\$265	\$282	\$315	\$386	
	A	Adder	\$0	\$0	\$0	\$0	\$0	\$0	\$0	
	E	End	\$0	\$0	\$0	\$0	\$0	\$0	\$0	
Available Upgrades										
Component	Code	Description	30" High	36" High	42" High	48" High	60" High	72" High	82" High	
9 Adapter	-HA30	Adapt to 30" High	-	\$46	\$46	\$46	\$46	\$46	\$46	
	-HA36	Adapt to 36" High	\$180	-	\$46	\$46	\$46	\$46	\$46	
	-HA42	Adapt to 42" High	\$180	\$180	-	\$46	\$46	\$46	\$46	
	-HA48	Adapt to 48" High	\$180	\$180	\$180	-	\$46	\$46	\$46	
	-HA60	Adapt to 60" High	\$180	\$180	\$180	\$180	-	\$46	\$46	
	-HA72	Adapt to 72" High	\$180	\$180	\$180	\$180	\$180	-	\$46	
	-HA82	Adapt to 82" High	\$180	\$180	\$180	\$180	\$180	\$180	-	
-Height Adapters only available on Starter and Adder units.										

Part Number
Configurator

BL – **SH** – **1** **2** – **3** **4** – **5** – **6**

Required Selections

Component	Code	Description	30" High	36" High	42" High	48" High	60" High	72" High	82" High
1 Height	30	30" High Shelving	\$0	-	-	-	-	-	-
	36	36" High Shelving	-	\$0	-	-	-	-	-
	42	42" High Shelving	-	-	\$0	-	-	-	-
	48	48" High Shelving	-	-	-	\$0	-	-	-
	60	60" High Shelving	-	-	-	-	\$0	-	-
	72	72" High Shelving	-	-	-	-	-	\$0	-
	82	82" High Shelving	-	-	-	-	-	-	\$0
2 Depth	20	20" Deep Shelving	\$1,416	\$1,514	\$1,800	\$1,841	\$2,413	\$2,555	\$2,855
	24	24" Deep Shelving	\$1,416	\$1,514	\$1,800	\$1,841	\$2,413	\$2,555	\$2,855
3 Radius	R48	48" Radius Shelving	\$0	\$0	\$0	\$0	\$0	\$0	\$0
	R60	60" Radius Shelving	\$0	\$0	\$0	\$0	\$0	\$0	\$0
	R72	72" Radius Shelving	\$0	\$0	\$0	\$0	\$0	\$0	\$0
4 Shelves	BC	Book Case	\$0	\$0	\$0	\$0	\$0	\$0	\$0
	PB	Picture Book	\$272	\$272	\$408	\$408	\$680	\$680	\$816
5 Curve Type	DF	Double Faced	\$0	\$0	\$0	\$0	\$0	\$0	\$0
6 Unit Type	I	Island	\$115	\$146	\$169	\$177	\$257	\$273	\$289
	S	Starter	\$115	\$146	\$169	\$177	\$257	\$273	\$289
	A	Adder	\$0	\$0	\$0	\$0	\$0	\$0	\$0
	E	End	\$0	\$0	\$0	\$0	\$0	\$0	\$0

Available Upgrades

Component	Code	Description	30" High	36" High	42" High	48" High	60" High	72" High	82" High
7 Adapter	-HA30	Adapt to 30" High	-	\$46	\$46	\$46	\$46	\$46	\$46
	-HA36	Adapt to 36" High	\$180	-	\$46	\$46	\$46	\$46	\$46
	-HA42	Adapt to 42" High	\$180	\$180	-	\$46	\$46	\$46	\$46
	-HA48	Adapt to 48" High	\$180	\$180	\$180	-	\$46	\$46	\$46
	-HA60	Adapt to 60" High	\$180	\$180	\$180	\$180	-	\$46	\$46
	-HA72	Adapt to 72" High	\$180	\$180	\$180	\$180	\$180	-	\$46
	-HA82	Adapt to 82" High	\$180	\$180	\$180	\$180	\$180	\$180	-

-Height Adapters only available on Starter and Adder units.

Part Number
Configurator

BL – **MS** – **1** **2** – **3** **4** – **5**

Required Selections

Component	Code	Description	30" High	36" High	42" High	48" High	54" High	60" High
1 Height	30	30" High Shelving	\$0	-	-	-	-	-
	36	36" High Shelving	-	\$0	-	-	-	-
	42	42" High Shelving	-	-	\$0	-	-	-
	48	48" High Shelving	-	-	-	\$0	-	-
	54	54" High Shelving	-	-	-	-	\$0	-
	60	60" High Shelving	-	-	-	-	-	-
2 Depth	16	16" Deep Shelving	\$0	\$0	\$0	\$0	\$0	\$0
	18	18" Deep Shelving	\$0	\$0	\$0	\$0	\$0	\$0
	20	20" Deep Shelving	\$0	\$0	\$0	\$0	\$0	\$0
3 Width	30	30" Wide Shelving	\$1,335	\$1,383	\$1,666	\$1,697	\$1,895	\$2,126
	36	36" Wide Shelving	\$1,356	\$1,404	\$1,687	\$1,722	\$2,049	\$2,193
	42	42" Wide Shelving	\$1,883	\$1,954	\$2,450	\$2,482	\$2,924	\$3,161
	48	48" Wide Shelving	\$1,896	\$1,971	\$2,467	\$2,490	\$2,944	\$3,628
	54	54" Wide Shelving	\$1,904	\$1,979	\$2,475	\$2,624	\$2,969	\$3,649
	60	60" Wide Shelving	\$1,921	\$1,992	\$2,488	\$2,644	\$3,211	\$3,674
	66	66" Wide Shelving	\$2,104	\$2,179	\$2,609	\$2,669	\$3,436	\$3,941
	72	72" Wide Shelving	\$2,129	\$2,200	\$2,629	\$2,690	\$3,457	\$3,961
4 Shelves	BC	Book Case	\$0	\$0	\$0	\$0	\$0	\$0
	MS	Metal Shelf	\$272	\$272	\$544	\$544	\$816	\$1,088
	PB	Picture Book	\$272	\$272	\$544	\$544	\$816	\$1,088
5 Unit Type	SF	Single Faced	\$0	\$0	\$0	\$0	\$0	\$0

Part Number
Configurator

BL – **MS** – **1** **2** – **3** **4** – **5**

Required Selections

Component	Code	Description	30" High	36" High	42" High	48" High	54" High	60" High
1	Height	30 30" High Shelving	\$0	-	-	-	-	-
		36 36" High Shelving	-	\$0	-	-	-	-
		42 42" High Shelving	-	-	\$0	-	-	-
		48 48" High Shelving	-	-	-	\$0	-	-
		54 54" High Shelving	-	-	-	-	\$0	-
		60 60" High Shelving	-	-	-	-	-	-
2	Depth	16 16" Deep Shelving	\$0	\$0	\$0	\$0	\$0	\$0
		18 18" Deep Shelving	\$0	\$0	\$0	\$0	\$0	\$0
		20 20" Deep Shelving	\$0	\$0	\$0	\$0	\$0	\$0
3	Width	R48 48" Radius Shelving	\$2,447	\$2,630	\$3,260	\$3,408	\$3,950	\$4,589
		R60 60" Radius Shelving	\$2,447	\$2,630	\$3,260	\$3,408	\$3,950	\$4,589
		R72 72" Radius Shelving	\$2,447	\$2,630	\$3,260	\$3,408	\$3,950	\$4,589
4	Shelves	BC Book Case	\$0	\$0	\$0	\$0	\$0	\$0
		PB Picture Book	\$272	\$272	\$544	\$544	\$816	\$1,088
5	Curve Type	IC Inner Curve	\$0	\$0	\$0	\$0	\$0	\$0
		OC Outer Curve	\$0	\$0	\$0	\$0	\$0	\$0

Part Number
Configurator

BL – **MS** – **1** **2** – **3** **4** – **5**

Required Selections

Component	Code	Description	30" High	36" High	42" High	48" High	54" High	60" High
1 Height	30	30" High Shelving	\$0	-	-	-	-	-
	36	36" High Shelving	-	\$0	-	-	-	-
	42	42" High Shelving	-	-	\$0	-	-	-
	48	48" High Shelving	-	-	-	\$0	-	-
	54	54" High Shelving	-	-	-	-	\$0	-
	60	60" High Shelving	-	-	-	-	-	-
2 Depth	20	20" Deep Shelving	\$0	\$0	\$0	\$0	\$0	\$0
	24	24" Deep Shelving	\$0	\$0	\$0	\$0	\$0	\$0
3 Width	30	30" Wide Shelving	\$1,425	\$1,473	\$1,846	\$1,877	\$2,298	\$2,507
	36	36" Wide Shelving	\$1,579	\$1,627	\$1,934	\$1,969	\$2,478	\$2,799
	42	42" Wide Shelving	\$2,130	\$2,159	\$2,969	\$3,004	\$3,597	\$4,215
	48	48" Wide Shelving	\$2,263	\$2,334	\$2,989	\$3,029	\$3,618	\$4,327
	54	54" Wide Shelving	\$2,284	\$2,359	\$3,014	\$3,271	\$3,955	\$4,502
	60	60" Wide Shelving	\$2,309	\$2,493	\$3,256	\$3,317	\$3,976	\$4,594
	66	66" Wide Shelving	\$2,397	\$2,513	\$3,414	\$3,475	\$4,197	\$4,861
	72	72" Wide Shelving	\$2,422	\$2,538	\$3,435	\$3,496	\$4,222	\$4,881
4 Shelves	BC	Book Case	\$0	\$0	\$0	\$0	\$0	\$0
	MS	Metal Shelf	\$272	\$272	\$544	\$544	\$816	\$1,088
	PB	Picture Book	\$544	\$544	\$1,088	\$1,088	\$1,632	\$2,176
5 Unit Type	DF	Double Faced	\$0	\$0	\$0	\$0	\$0	\$0

Part Number
Configurator

BL – **MS** – **1** **2** – **3** **4** – **5**

Required Selections

Component	Code	Description	30" High	36" High	42" High	48" High	54" High	60" High
1 Height	30	30" High Shelving	\$0	-	-	-	-	-
	36	36" High Shelving	-	\$0	-	-	-	-
	42	42" High Shelving	-	-	\$0	-	-	-
	48	48" High Shelving	-	-	-	\$0	-	-
	54	54" High Shelving	-	-	-	-	\$0	-
	60	60" High Shelving	-	-	-	-	-	-
2 Depth	20	20" Deep Shelving	\$0	\$0	\$0	\$0	\$0	\$0
	24	24" Deep Shelving	\$0	\$0	\$0	\$0	\$0	\$0
3 Width	R48	48" Radius Shelving	\$2,848	\$3,256	\$4,062	\$4,098	\$4,933	\$6,152
	R60	60" Radius Shelving	\$2,848	\$3,256	\$4,062	\$4,098	\$4,933	\$6,152
	R72	72" Radius Shelving	\$2,848	\$3,256	\$4,062	\$4,098	\$4,933	\$6,152
4 Shelves	BC	Book Case	\$0	\$0	\$0	\$0	\$0	\$0
	PB	Picture Book	\$544	\$544	\$1,088	\$1,088	\$1,632	\$2,176
5 Curve Type	DF	Double Faced	\$0	\$0	\$0	\$0	\$0	\$0

Canopy Tops

Price List

Effective 11/1/2022

Ordering Information	31
Specifications	32
Plastic Laminate	33



LIATfurniture.com

694 North Main Street · Troutman, NC 28166
TF 888 440 8205

LIAT 

Use this checklist to be sure you have all of the necessary information to place your order.

☐ **Catalog Number**

Use our build guides to create your catalog number.

☐ **Laminate Selection** ***Laminate tops only***

Standard Wilsonart or Formica. Please specify manufacturer, color, finish and model number.

☐ **PVC Edge Band** ***PVC banded tops only***

See 7 for a complete list of standard LIAT PVC Edge Band options.

☐ **Accessories**

Plastic Laminate Tops

Plastic laminate canopy tops are constructed of 1-1/8" thick particle board core with a high pressure laminate on top and a backer sheet on the bottom. High pressure laminate on 2 sides is available and must be specified in the part number. Overall top finished sizes must be specified by the customer and can only be specified to an 1/8" tolerance. Any top over 90" long will have seams, which connect with tite-joint fasteners on the underside of the top.

PVC banded tops will be banded on both edges in the length dimension. Tops will be banded on both edges in the width dimension unless specified as "Captured". Captured tops are not banded on the edges in the width dimension. Tops will not be banded at the seams.

Hardware

The only hardware provided with canopy tops are tite-joints and biscuits to attach seamed tops together. All attachment hardware must be provided by the customer.

Part Number
Configurator

CT – **L1** – **1** **2** – **3**

Required Selections

Component Code		Description	10" Wide	12" Wide	14" Wide	20" Wide	24" Wide	28" Wide	32" Wide
1	Width	10 10" Wide	\$0	-	-	-	-	-	-
		12 10" Wide	-	\$0	-	-	-	-	-
		14 10" Wide	-	-	\$0	-	-	-	-
		16 10" Wide	-	-	-	-	-	-	-
		20 10" Wide	-	-	-	\$0	-	-	-
		24 10" Wide	-	-	-	-	\$0	-	-
		28 10" Wide	-	-	-	-	-	\$0	-
		32 10" Wide	-	-	-	-	-	-	\$0
2	Length	036 36" Long	\$180	\$206	\$232	\$311	\$364	\$416	\$469
		072 72" Long	\$311	\$364	\$416	\$574	\$679	\$784	\$889
		108 108" Long	\$442	\$521	\$600	\$836	\$994	\$1,151	\$1,309
		144 144" Long	\$574	\$679	\$784	\$1,099	\$1,309	\$1,519	\$1,729
		180 180" Long	\$705	\$836	\$967	\$1,361	\$1,624	\$1,886	\$2,149
		216 216" Long	\$836	\$994	\$1,151	\$1,624	\$1,939	\$2,254	\$2,569
		252 252" Long	\$967	\$1,151	\$1,335	\$1,886	\$2,254	\$2,621	\$2,989
		288 288" Long	\$1,099	\$1,309	\$1,519	\$2,149	\$2,569	\$2,989	\$3,409
		324 324" Long	\$1,230	\$1,466	\$1,702	\$2,411	\$2,884	\$3,356	\$3,829
		360 360" Long	\$1,361	\$1,624	\$1,886	\$2,674	\$3,199	\$3,724	\$4,249
		396 396" Long	\$1,492	\$1,781	\$2,070	\$2,936	\$3,514	\$4,091	\$4,669
		432 432" Long	\$1,624	\$1,939	\$2,254	\$3,199	\$3,829	\$4,459	\$5,089
3	Edge	MM PVC Edge	\$0	\$0	\$0	\$0	\$0	\$0	\$0
		WS Wood Edge, SF	\$300	\$300	\$300	\$300	\$300	\$300	\$300
		WD Wood Edge, DF	\$360	\$360	\$360	\$360	\$360	\$360	\$360

Available Upgrades

Component Code		Description	10" Wide	12" Wide	14" Wide	20" Wide	24" Wide	28" Wide	32" Wide
4	Captured	-CAP Captured	\$0	\$0	\$0	\$0	\$0	\$0	\$0

Part Number
Configurator

CT – **L2** – **1** **2** **3**

Required Selections

Component Code		Description	10" Wide	12" Wide	14" Wide	20" Wide	24" Wide	28" Wide	32" Wide
1	Width	10 10" Wide	\$0	-	-	-	-	-	-
		12 10" Wide	-	\$0	-	-	-	-	-
		14 10" Wide	-	-	\$0	-	-	-	-
		16 10" Wide	-	-	-	-	-	-	-
		20 10" Wide	-	-	-	\$0	-	-	-
		24 10" Wide	-	-	-	-	\$0	-	-
		28 10" Wide	-	-	-	-	-	\$0	-
		32 10" Wide	-	-	-	-	-	-	\$0
2	Length	036 36" Long	\$213	\$245	\$278	\$377	\$442	\$508	\$574
		072 72" Long	\$377	\$442	\$508	\$705	\$836	\$967	\$1,099
		108 108" Long	\$541	\$639	\$738	\$1,033	\$1,230	\$1,427	\$1,624
		144 144" Long	\$705	\$836	\$967	\$1,361	\$1,624	\$1,886	\$2,149
		180 180" Long	\$869	\$1,033	\$1,197	\$1,689	\$2,017	\$2,345	\$2,674
		216 216" Long	\$1,033	\$1,230	\$1,427	\$2,017	\$2,411	\$2,805	\$3,199
		252 252" Long	\$1,197	\$1,427	\$1,656	\$2,345	\$2,805	\$3,264	\$3,724
		288 288" Long	\$1,361	\$1,624	\$1,886	\$2,674	\$3,199	\$3,724	\$4,249
		324 324" Long	\$1,525	\$1,820	\$2,116	\$3,002	\$3,592	\$4,183	\$4,774
		360 360" Long	\$1,689	\$2,017	\$2,345	\$3,330	\$3,986	\$4,642	\$5,299
		396 396" Long	\$1,853	\$2,214	\$2,575	\$3,658	\$4,380	\$5,102	\$5,824
		432 432" Long	\$2,017	\$2,411	\$2,805	\$3,986	\$4,774	\$5,561	\$6,349
3	Edge	MM PVC Edge	\$0	\$0	\$0	\$0	\$0	\$0	\$0
		WS Wood Edge, SF	\$450	\$450	\$450	\$450	\$450	\$450	\$450
		WD Wood Edge, DF	\$540	\$540	\$540	\$540	\$540	\$540	\$540

Available Upgrades

Component Code		Description	10" Wide	12" Wide	14" Wide	20" Wide	24" Wide	28" Wide	32" Wide
4	Captured	-CAP Captured	\$0	\$0	\$0	\$0	\$0	\$0	\$0

End Panels

Price List

Effective 11/1/2022

Order Information	36
Specifications	37
Quick Looks	38
Concord	39



LIATfurniture.com

694 North Main Street · Troutman, NC 28166
TF 888 440 8205



Use this checklist to be sure you have all of the necessary information to place your order.

☐ **Catalog Number**

Use our build guides to create your catalog number.

☐ **Laminate Selection** ***Concord End Panels only***

Standard Wilsonart or Formica. Please specify manufacturer, color, finish and model number.

☐ **PVC Edge Band** ***Concord End Panels only***

See 7 for a complete list of standard LIAT PVC Edge Band options.

☐ **Accessories**

Concord

Concord end panels are constructed of a 1" thick particle board core with vertical grade high pressure laminate on both faces. The edges are externally banded with a PVC edge band. Overall thickness finishes out close to 1-1/16". Overall sizes must be provided by the customer at the time of order. No hardware is included for mounting end panels.

Slats are available on Concord end panels with the top slat being located 12" from the top for 6-slat panels, and 3" from the top for full-slat panels. Slats will be routed on 3-1/2" centers and have PVC slats inserted. Slatwall panels use 1-1/8" core and finish out close to 1-3/16" thick.



Concord

Part Number
Configurator

EP – **CO** – **1** **2**

Required Selections									
Component	Code	Description	42" High	48" High	54" High	66" High	78" High	84" High	90" High
1 Height	42	42" High Panel	\$0	-	-	-	-	-	-
	48	48" High Panel	-	\$0	-	-	-	-	-
	54	54" High Panel	-	-	\$0	-	-	-	-
	66	66" High Panel	-	-	-	\$0	-	-	-
	78	78" High Panel	-	-	-	-	\$0	-	-
	84	84" High Panel	-	-	-	-	-	\$0	-
	90	90" High Panel	-	-	-	-	-	-	\$0
2 Depth	10	10" Wide Panel	\$174	\$206	\$237	\$259	\$281	\$308	\$339
	12	12" Wide Panel	\$210	\$246	\$277	\$313	\$344	\$371	\$420
	14	14" Wide Panel	\$246	\$281	\$321	\$366	\$406	\$442	\$491
	16	16" Wide Panel	\$277	\$321	\$366	\$424	\$460	\$509	\$567
	18	18" Wide Panel	\$313	\$362	\$415	\$473	\$522	\$576	\$638
	20	20" Wide Panel	\$348	\$406	\$455	\$531	\$580	\$638	\$718
	22	22" Wide Panel	\$379	\$442	\$500	\$589	\$638	\$714	\$790
	24	24" Wide Panel	\$420	\$478	\$553	\$638	\$705	\$763	\$865
	26	26" Wide Panel	\$464	\$527	\$611	\$700	\$758	\$834	\$937
	28	28" Wide Panel	\$500	\$576	\$669	\$749	\$816	\$901	\$1,017
	30	30" Wide Panel	\$540	\$625	\$718	\$803	\$883	\$963	\$1,088
	32	32" Wide Panel	\$571	\$660	\$758	\$856	\$946	\$1,044	\$1,133
Available Upgrades									
Component	Code	Description	42" High	48" High	54" High	66" High	78" High	84" High	90" High
3 Slats	6S	6 Slats	\$145	\$145	\$145	\$145	\$145	\$145	\$145
	FS	Full Slats	\$267	\$291	\$339	\$412	\$509	\$557	\$582
4 Slat Color	B	Black Slats	\$0	\$0	\$0	\$0	\$0	\$0	\$0
	G	Light Gray Slats	\$0	\$0	\$0	\$0	\$0	\$0	\$0
	W	White Slats	\$0	\$0	\$0	\$0	\$0	\$0	\$0



LIATFURNITURE.COM

694 North Main Street • Troutman, NC 28166

P 704 528 4506 • F 704 528 6519

LIAT Price List

Lounge

Effective 11/1/2022



LIAT 
LOUNGE

Terms and Conditions

LIAT Terms & Conditions	6
-------------------------------	---

Ordering Information

General Ordering Information Checklist	7
Laminate/PVC Edge Options.....	8
Metal Options	10
PET Felt Options	11
Fabric & Textile Grades	12
Freight Zones	21
Modification Charges.....	22
Lounge Overview.....	23

Belmont

Order Information	27
Specifications	28
Ottoman, Curved	29
Ottoman, Hexagon	30
Ottoman, Pie.....	31
Ottoman, Rectangle.....	32
Ottoman, Round	33
Ottoman, Square	34
Ottoman, Trapezoid.....	35
Ottoman, Triangle.....	36
Occasional Table, Hexagon.....	37
Occasional Table, Rectangle.....	38
Occasional Table, Round.....	39
Occasional Table, Square.....	40
Shared Table, Hexagon	41
Shared Table, Rectangle	42
Shared Table, Round.....	43
Shared Table, Square.....	44
Typicals.....	45

Canton

Order Information	48
Specifications	49
Upholstered Back	50
Bench Ottoman.....	51

Round Ottoman	52
Square Ottoman	53

Haywood

Order Information	55
Specifications	56
Upholstered Back	57
Oval Ottoman	59
Round Ottoman	60
Square Ottoman	61
Linking Occasional Table	62
Oval Occasional Table	63
Round Occasional Table	64
Square Occasional Table	65
Typicals	66

Korak

Order Information	72
Specifications	73
Straight	74
Inner Corner	76
Outer Corner	78
Typicals	79

Lenoir

Order Information	83
Specifications	84
Straight Lounge	85
Curved Lounge	87
Rectangle Occasional Table	89
Round Occasional Table	90
Square Occasional Table	91
Typicals	92

Sentro

Order Information	96
Specifications	97
Lounge	98
Ottoman	99

Shelby

Order Information	101
Specifications	102
Lounge.....	105
Carrel.....	107
Return.....	108
Typicals.....	109

Tahoe

Order Information	112
Specifications	113
Lounge, Single Face Straight - Upholstered Back.....	114
Lounge, Double Face Straight - Upholstered Back	115
Lounge, Curved - Upholstered Back	116
Lounge, Straight - No Back	117
Lounge, Curved - No Back	118
Lounge, Other - No Back.....	119
Occasional Table	120
Top Cushion.....	121
Fabric Panel	122
Typicals.....	123

Vance

Order Information	126
Specifications	127
Lounge.....	128
Occasional Tables	129

Lounge Accessories

Built-In Power & Data	130
-----------------------------	-----

LIAT Terms & Conditions

The following terms & conditions apply to all LIAT, LLC products.

1. ACCEPTANCE, MODIFICATION, ASSIGNMENT: By placing this order for furniture, material or other products (sometimes collectively referred to as "Goods"), Customer agrees to these Terms and Conditions which shall prevail over inconsistent provisions in any other form or document of Customer. No change or modification shall be applicable unless set forth in writing and signed by Company. Neither this order nor any interest therein shall be assigned by Customer except with the prior written consent of Company.

2. PRICING: LIAT, LLC assumes no responsibility for the quantities or the interpretation of competitive product. Pricing is based on standard LIAT furniture including standard construction, materials, finishes and sizes. Unit prices shall prevail. Pricing subject to change without notice. Prices are those in effect at the time of order entry.

3. PAYMENT: Customer agrees to pay deposit or down payment as required by Company. Customer agrees to pay to Company the amount indicated on the Invoice, 1% 15 days, net 30 days from date of Invoice (U.S. Funds only), for Goods ordered. **INTEREST WILL BE CHARGED AFTER 30 DAYS FROM THE DATE OF INVOICE AT THE RATE OF ONE AND A HALF PERCENT (1.5%) PER MONTH.** International sales will require additional payment arrangements. No Goods shall be sold on consignment or conditional sales basis. Payment for the Goods delivered hereunder shall constitute acceptance thereof.

4. DELIVERY: The specific terms of delivery are as stated on the sales order acknowledgment. Goods which are delivered in advance of schedule are delivered at the risk of Customer. The Company is not liable for delays or failure to ship due to fire, strike, act of God, the public enemy or other causes beyond the control of the Company. With respect to LIAT, LLC, all shipments which are F.O.B. Factory or Delivered, LIAT, LLC reserves the right to select the appropriate carrier. Special requests including, but not limited to, inside delivery, installation, and call before delivery are not included in the price. Any charges arising from failure to meet shipment, rerouting while in transit, or carrier storage charges are the responsibility of the Customer. LIAT reserves the right to add a freight surcharge dependent on current market conditions.

*LIAT product is shipped knocked down. Assembly in the field is required.

5. CARE AND MAINTENANCE: To maintain your LIAT product for years of use, please follow these care and maintenance guidelines:

Wood Care and Maintenance: Use a damp, lint free cotton cloth for general dusting. Work with the grain of the wood.

Laminate Tops: Laminates may be cleaned using a damp cloth and mild soap.

Marmoleum Tops: Marmoleum can be maintained by dry or wet maintenance systems. For detailed product specifications or maintenance information, contact Forbo Industries Support Services at 1-800-842-7839 or visit their website www.forbo-industries.com.

Metal Finishes: Mix a solution of liquid soap and warm water. Saturate a clean cloth with this mixture. Wipe down metal then dry completely.

Acrylic Products: Use only products specifically recommended for cleaning acrylic, or a mild solution of dish detergent and warm water. Do **NOT** use any cleaner containing ammonia to clean your acrylic products. Do **NOT** use a dry cloth or your hand to clean the acrylic - this will rub the dirt and dust into the acrylic and can scratch the surface.

Fabric Care: The ability to be cleaned will vary based on the type of fabric. For best results, a professional service is recommended. Dirt and crumbs may be gently brushed or vacuumed off. Spill should be wiped up immediately with a cloth. If upholstery has been protected with Scotchgard or Zepel, the coating should be re-applied yearly. Vinyl textiles can be cleaned with warm soapy water and then wiped down with a warm damp cloth.

6. CLAIMS. All shipments are delivered to the carrier in good condition and Company's liability ceases after acceptance by carrier. If shipment arrives short or damaged, the Customer must file a claim immediately with the carrier. In the event of concealed damage, notify carrier and request an immediate inspection. Keep all cartons and packing material. Failure to file claim within 15 days after receipt of Goods constitutes acceptance and a waiver of any such claims.

7. DISCLAIMER OF WARRANTIES: The express warranties below are the Company's sole warranties of its Goods, there are no understandings, agreements, representations, or warranties, express or implied (including any regarding the merchantability or fitness for a particular purpose), not specified herein, respecting the Goods. Except for those obligations of the Company identified in these Terms and Conditions, all risks related to the quality and performance of the Goods and responsibility for repair or service costs rests solely on the Customer. Company reserves the right to limit the applicable warranty to the Goods depending upon the division or catalogue through which said Goods were sold. Some states do not allow limitations on implied warranties, limitations on how long an implied warranty lasts, or the exclusion or limitation of incidental or consequential damages, so the above limitations may not apply to all Customers. This warranty gives the Customer specific legal rights, and each Customer may also have other rights which vary from state to state.

8. EXPRESS WARRANTIES: The express warranties of the Company are as follows:

LIAT, LLC

LIAT, LLC WARRANTS TO THE ORIGINAL PURCHASER THAT EACH CASEGOOD WILL BE FREE FROM DEFECTS IN WORKMANSHIP GIVEN NORMAL USE FOR A PERIOD OF TWENTY (20) YEARS OF SINGLE SHIFT SERVICE. LIAT WARRANTS THEIR SEATING PRODUCTS TO THE ORIGINAL PURCHASER THAT EACH PIECE OF FURNITURE WILL BE FREE FROM DEFECTS GIVEN NORMAL USE FOR FIVE (5) YEARS. LIAT, LLC WILL, AT ITS OPTION, REPAIR OR REPLACE ANY DEFECTIVE FURNITURE WITHIN THE TERMS OF THE WARRANTY. THIS WARRANTY DOES NOT APPLY TO DAMAGE RESULTING FROM ACCIDENT, ALTERATION, OR MISUSE. ALL LIAT ELECTRICAL COMPONENTS AND ACCESSORIES ARE WARRANTED TO THE EXTENT OF THE ORIGINAL MANUFACTURER.

Goods other than furniture are sold by Company to Customer without warranty.

9. ATTORNEYS' FEES: Customer shall be responsible for all expenses and costs in connection with the enforcement by Company of these Terms and Conditions and the costs of collection (including the fees of any collection agencies to whom the Customer's account may be referred), plus reasonable attorneys' fees (which attorneys' fees shall not be less than 25% of the amount due, unless a lower amount is specified by applicable law).

10. CANCELLATION: All cancellations must be made in writing. Administrative and/or labor charges may be incurred by the Customer depending upon the production stage of the order. Orders specifying special finish cannot be cancelled once finishing has begun. Cancellations cannot be accepted once final production has begun.

11. ORDER CHANGES: All changes to an order must be made in writing and are subject to Company's ability to conform. Administrative and/or labor charges may be incurred by the Customer depending upon the production stage of the order. Once final production has begun, no changes can be accepted.

12. REMEDIES: The remedies herein reserved shall be cumulative, and additional to any other or further remedies provided in law or equity. No waiver of a breach of any provision of these Terms and Conditions shall constitute waiver

of any other breach or of such provision.

13. INSOLVENCY: Company may forthwith cancel this order in the event of the happening of any of the following or any other comparable event: insolvency of the Customer, the filing of a voluntary petition in bankruptcy, the filing of any involuntary petition to have Customer declared bankrupt provided it is not vacated within thirty (30) days from the date of filing, the appointment of a receiver or trustee for Customer provided such appointment is not vacated within thirty (30) days from the date of such appointment, or the execution by Customer of an assignment for the benefit of creditors.

14. LIMITATION OF LIABILITY: The Company shall not under any circumstances be liable to the Customer, owner of the Goods or any third party for special, indirect, incidental, or consequential damages, including, without limitation, loss of profits or revenues, loss or damage to other property or equipment, cost of capital or of purchased or replacement goods, or expense, delay or inconvenience caused by or arising from the purchase, sale, use, repair or inability to use the Goods or by any performance or non-performance under, or breach of, these Terms and Conditions. The Company's sole liability for any defective Goods shall be its repair or its replacement pursuant to the Express Warranties set forth above, or if amended, as applicable at the time of manufacture or repair of the Goods. Some states do not allow the exclusion or limitation of incidental or consequential damages, so the above limitations or exclusion may not apply to all Customers. Any action resulting from any breach on the part of Company as to the Goods or services delivered hereunder must be commenced within one year after the cause of action has occurred.

15. RETURNS AND ALLOWANCES: Reasonable touch-up and deluxing is the dealer's responsibility. The Company will not make allowances for trip or delivery charges, but will only make allowance for actual work performed to correct manufacturing defects. Allowances may be authorized only by a Company officer. It is the responsibility of the field sales representatives to inspect any defective merchandise and make suggestions and recommendations as to the proper disposition. Field personnel cannot obligate or bind the Company by definite agreement, without final authorization by a Company officer. Company will not accept automatic charge backs which do not have prior authorization. All defects must be called to the Company's attention upon arrival at the Customer's "Ship To" destination. To initiate any type of claim or request for parts, it is imperative to have the model number or fabric number, which may be located on the tag attached to the frame of the unit. Authorization for return to the Company for any reason must be issued by the Company via a Return Goods Authorization. Any authorized returns not due to damage or defect will be assessed a 30% restocking charge and all return freight charges must be prepaid. Company will not issue credit allowances for any repairs without Company's prior consent. Under no circumstances shall the Company accept COD (Cash on Delivery) returns, and any such shipment will be refused.

16. SECURITY AGREEMENT: The Company may require and Customer shall grant a security interest in Goods sold pursuant to any credit the Company may extend to the Customer.

17. GOVERNING LAW: All disputes between the parties, whether or not arising out of these Terms and Conditions, will be governed by the laws of the State of North Carolina. Customer agrees to submit to the jurisdiction of and agrees all lawsuits relating to any disputes between the Customer and the Company will be brought only in a state court located in Iredell County, North Carolina or the United States District Court for the Southern District of North Carolina. THE CUSTOMER HEREBY WAIVES THE RIGHT TO A TRIAL BY JURY IN ANY ACTION, PROCEEDING, CLAIM, OR COUNTERCLAIM WHETHER IN CONTRACT OR TORT, AT LAW OR IN EQUITY, ARISING OUT OF OR RELATING IN ANY WAY TO THESE TERMS AND CONDITIONS AND ALL OTHER DISPUTES BETWEEN THE PARTIES.

18. MITIGATION: If the Company repossesses the Goods prior to payment by the Customer of all amounts due hereunder, the Company may sell the

Goods, AS IS, WHERE IS, free and clear of all rights of the Customer at either public or private sale, and apply the net proceeds (after deducting expenses of repossession and sale) to the obligation of Customer hereunder. The Customer shall remain liable for any deficiency. THE COMPANY MAY DISPOSE OF THE GOODS IN ANY COMMERCIALY REASONABLE PLACE AND MANNER AND THE CUSTOMER WAIVES ANY NOTICE OF TIME, PLACE AND MANNER OF SALE.

19. INTEGRATION: This order for Goods, including these Terms and Conditions, along with any Credit Application, Invoice, Statement, Dealer Contract, Acknowledgment, Bill of Lading (and any exhibits, addenda or amendments thereto) of which this order may be a part, constitutes the sole and complete agreement between the Company and the Customer with respect to the purchase of the Goods.

20. DIMENSIONS/SPECIFICATIONS/FINISHES: All dimensions are approximate and may vary due to the upholstery technique of each craftsman. If exact dimensions are required, it is necessary for the Customer to state such specifications with the order. Detailed specification sheets are available for each series of Goods, and Customer should consult the Company's Customer Service Department for these specification sheets. Company reserves the right to make changes in dimensions, style, or specifications if Company believes these changes will improve the Goods' quality or appearance. Company reserves the right to substitute hardwoods due to availability at production. Due to the natural characteristics of wood, environmental effects, and material upgrades, the Company cannot guarantee exact finish matches on existing Goods previously ordered from Company. If an exact match to Customer's existing Goods are required, it must be specified so that the proper procedures can be followed to ensure an acceptable finish. Company will accept no liability for the finish if this procedure is not followed. Company reserves the right to make changes in a finish formula if Company believes the change will improve the quality or appearance of Company's Goods.

21. ACKNOWLEDGEMENT: All orders will be acknowledged promptly, showing how the order was entered, the approximate shipping time and other pertinent information. It is the Customer's obligation to examine this acknowledgment carefully and notify Company immediately of any discrepancies. Every reasonable effort is made to ship as acknowledged, however, the acknowledged ship date is approximate. Company will generally ship within five (5) working days of the acknowledged ship date. If a firm ship date is necessary, Customer must inform Company at time of order and Company will make all reasonable efforts to meet each Customer's request. Acknowledged shipping dates are contingent upon the force majeure conditions contained in these Terms and Conditions.

22. COMPANY'S PERFORMANCE OF ITS OBLIGATIONS: The production and delivery of the Goods to the extent delayed or hindered or prevented from the performance by reason of natural disasters, acts of God, strikes, lockouts, labor troubles, inability to procure materials, casualties, failure of power, restrictive governmental laws or regulations, riots, insurrection, acts of terrorism, war or other reason of a like nature not the fault of the Company shall excuse for the period of the delay the Company's performance and the period for the performance shall be extended for a period equivalent to the period of such delay.

23. ANSI / BIFMA PERFORMANCE STANDARDS: All LIAT products meet and/or exceed applicable ANSI and BIFMA performance standards.

24. ENVIRONMENTAL HUMIDITY STATEMENT: Wood acclimates to its environment and will expand and contract with changes in the environment. It is the customers responsibility to ensure that the environment where any LIAT product is kept remains at a 45% - 55% humidity level. Any damage to the furniture resulting from improper humidity levels will void the warranty.

General Ordering Information Checklist

Use this checklist to be sure you have all of the necessary information to order your Retro unit.

☐ **Catalog Number**

Use our build guides to create your catalog number.

☐ **Fabrics & Textiles**

Please specify Fabric Vendor, Pattern Name, Pattern Color.

☐ **Laminate Selection**

Standard Wilsonart or Formica. Please specify manufacturer, color, finish and model number.

☐ **PVC Edge Band**

Please select from the PVC Edge Options Page.

☐ **Accessories**



Portico Teak
Wilsonart 8210K-28



Natural Oak
Formica 346-58



Beigewood
Wilsonart 7850-60



Kensington Maple
Wilsonart 10776-60



Bleached Legno
Formica 8845-58



Huntington Maple
Wilsonart 7039-60



River Cherry
Wilsonart 7937-60



Nepal Teak
Wilsonart 7209-60



Natural Teak
Formica 8849-58



Shaker Cherry
Wilsonart 7935-60




Windsor Mahogany
Wilsonart 7039-60



Amber Cherry
Wilsonart 7919-60



Montana Walnut
Wilsonart 7110-60



Glamour Cherry
Formica 6208-58




Versailles Anigre
Wilsonart 7923-60



Empire Mahogany
Wilsonart 7122-60



Asian Night
Wilsonart 7949K-18



Frosty White
Wilsonart 1573-60




Fashion Grey
Wilsonart D381-60



Crisp Linen
Wilsonart 4942-38



Classic Linen
Wilsonart 4943-38



Linen
Wilsonart D427-60



North Sea
Wilsonart D90-60



Satin Stainless
Wilsonart 4830K-18



Pewter Mesh
Wilsonart 4878-38



Black
Wilsonart 1595-60



Slate Grey
Wilsonart D91-60



Carbon Ev
Wilsonart 4820-60

NOTE: All options shown have a Laminate/PVC edge match available. Any standard Wilsonart or Formica laminates may be used. Premium laminates may incur an upcharge.

Non-Standard PVC Edge \$965 List (one time fee)**

**Based on standard pricing & 300' roll availability



Silver



Zinc




Moon



Nickel



Armor



Mineral



Cast




Ebony



Cashmere



Burnt Umber



Admiral



Oxford



Hunter



Citrine



Aries



Ruby

Woven Textiles	1/1/2023
PATTERN	GRADE
April	CALL
Baby Bear	6
Bacci	7
Baltic- O	8
Beach Blanket	7
Bonnie	5
Catwalk	CALL
Chimera	6
Cornered	7
Cuddle	6
Fionna	5
Focus	8
Fulton	3
Grit	7
Haywire	8
Impulse	CALL
Kapow	4
Kazam	4
Kri	8
La Piazza	6
Lafayette	4
Limerick	CALL
Lucid Lines	8
Lumber Jack	CALL
Lumber Jane	CALL
Luzon	8
Mesa	6
Metro	6
Mindbender	7
Miragi- O	CALL
Mohair Magic	CALL
Morph	7
My Way	8
Pacific- O	8
Palms	6
Party Boat	8
Phantasea	CALL
Renna	6
Ritzi	5
Stitch In Time	7
Tas	CALL
Technohound	5
Top Coats	7
Undercover	5
Uptick	7
Varick	3

Coated Textiles	1/1/2023
PATTERN	GRADE
A New Twist	4
Big Bang	4
Bronte	5
Buckaroo	CALL
Bull's Eye	CALL
Bye Bye Birdie	6
Calf Crazy	CALL
Canyon	3
Cheap Seats	5
Copy Cow	4
Cowtown	6
Crosshatch	4
Dash of Color	5
Dazzler	CALL
E-Scape	CALL
Extra Celestial	7
Gelato	7
Glaze	4
Hemingway	6
Hemp Canvas	6
Highland	5
Hitch	4
Hula Hoop	6
Huxley	6
Jigsaw	5
Lamb of Luxury	CALL
Mammoth Deception	CALL
Metal Mesh	CALL
Minotaurus	CALL
Mock Croc	5
Mooskin	CALL
Nightingale	5
Not-A-Hide	4
Parley	3
Patina Glaze	4
Persuasion	3
Phoenix	3
Plastic Basket	5
Ripple In Time	5
Roseus Basket	CALL
Shagreen	4
Shiki Silk	4
Shiny Hide	CALL
Silicone Grid	CALL
Silicone Mountain	CALL
Silicone Prime	CALL
Silicone Slopes	CALL
Simply Hyde	6
Sistine	5
Sky Writing	6
Sleek	6
Space Cow	6
Splash	5

Spree	CALL
Sticks and Strings	5
Stripes	CALL
Tartan	CALL
Taurus	CALL
The keys	5
Tolstoy	6
Travel Roadies	4
Tumbleweed	5
Twinkle Sky	7
Twinkle Tapestry	7
Udderly Perfected	8
Ultra Air	8
Vintage Glaze	6
Watermarks	4
Westerly	6
Western Willie	5
Wishes	4
Wow	4
Zyon	5
Tolstoy**	5
Travel Roadies	4
Tumbleweed	6
Twinkle Sky	6
Twinkle Tapestry	6
Udderly Perfected	8
Ultra Air	8
Vintage Glaze	5
Westerly**	5
Western Willie	5
Wishes	4
Wow	4
Zyon	5

Vinyl & Non-PVC	1/1/2023
PATTERN	GRADE
Alamo	2
Amplify	2
Arbor	4
Ardent	3
Avant	3
Bandwidth	7
Bistro	3
Box Chain	2
Budget Black	1
Burkshire	3
Cassidy / Cassidy 2.0	3
Channel / Channel 2.0	4
Chroma (Color Porcini Only)	6
Cirque / Cirque 2.0	5
Citadel / Citadel 2.0	3
Clean Slate / Clean Slate 2.0	3
Colorguard / Colorguard 2.0	2
Connect / Connect 2.0	3
Core / core 2.0	2
Criss Cross / Criss Cross 2.0	3
English Pub	3
Essential	2
Expressions	3
Fizz / Fizz 2.0	4
Flanders	3
Frequency / Frequency 2.0	6
Fuse / Fuse 2.0	2
GeoMet	5
Grand Sierra / Grand Sierra 2.0	3
Grille / Grille 2.0	3
Hopsack	3
Kilkenny Tweed / Kilkenny tweed 2.0	3
Kusari / Kusari 2.0	3
Lara	2
Laredo	2
Lattice	2
Level / Level 2.0	4
Loophole / Loophole 2.0	4
Lunaria	7
Matrix	5
Meteor	8
Mica / Mica 2.0	3
Moccasin / Moccasin 2.0	2
Montana / Montana 2.0	2
Natural World / Natural World 2.0	8
Naugaleather	3
Naugasoft	3
Nishiki / Nishiki 2.0	3
Orbit / Orbit 2.0	3
Overlay	5
Oxford / Oxford 2.0	3

Patriot Plus II / Patriot Plus II 2.0	2
Ping Pong	7
Pod	7
Polygon	7
Promenade / Promedade 2.0	5
Raffia / Raffia 2.0	5
Rally	2
Rialto	3
Rogue II	2
Round trip	7
Route	2
Satchel	3
Scout / Scout 2.0	3
Script / Script 2.0	4
Sentry-HC / Sentry-HC 2.0	3
Shantung / Shantung 2.0	3
Sirocco	7
SLeek / Sleek 2.0	3
Smoothie / Smoothie 2.0	3
Spirit Millennium	3
Stat-Con	6
Stitch In Time	2
Strand	3
Stride	3
Symphony Classic	2
Tendrill / Tendril 2.0	2
Tessuto / Tessuto 2.0	3
Tilt	2
Tinker	7
Touchstone	3
Vector	4
Walk the Line / Walk the Line 2.0	7
Watercolor Grid	7
Weft	2
Whisper / Whisper 2.0	2
Ziggy / Ziggy 2.0	3
Patty Madden Vinyl	1/1/2023
PATTERN	GRADE
Affinity / Affinity 2.0	6
Banyan	6
Bari / Bari 2.0	6
Bubblerrake / Bubblerrake 2.0	8
Eli / Eli 2.0	6
Hashtag	5
Juxy / Juxy 2.0	6
La Scalina	7
Lava / Lava 2.0	8
Live Wire	6
Martini / Martini 2.0	6
Median	6
Odeon	8
Perspective / Perspective 2.0	6
Plexus	6

Prisma	6
Raya	8
Revolve / Revolve 2.0	8
Ripple / Ripple 2.0	8
Rivera	6
Scoprena	7
Threads	7
Twist	8
Verge	8
Vortexia / Vortexia 2.0	8
Waterwand / Waterwand 2.0	8
Wicker / Wicker 2.0	6
Winnly	5
Ybor	6
Michael Graves Vinyl	1/1/2023
PATTERN	GRADE
Entrada	3
Excursion	2
Latitude	2
Valise	2
Non-PVC	1/1/2023
PATTERN	GRADE
Arioso	6
Attache'	3
Bond	6
Chaos	CALL
Corium	7
Didi	6
Effervescence / Effervescence 2.0	7
Etch	7
Fiberdrill	6
Fiddlesticks	CALL
Flare	CALL
Galileo / Galileo 2.0	7
Impress W/StaKleen™	6
Kid	5
Mesa	CALL
Modena / Modena 2.0	7
Petal Dots	7
Sedona	CALL
Sillicone-Avail	8
Sillicone-Downtown	8
Sillicone-Uptown	8
Solitaire	2
Stage	5
Stallion	6
Staple	2
Striga	8
Sundance w/StaKleen™	5
Tender	CALL
Volterra-HC	CALL
Wyatt	4

Performance Seating	1/1/2023				
PATTERN	GRADE				
Ace	3	Gesture	CALL	Piccadilly	6
Acrobat	8	Glimpse	6	Pinball	6
Adagio	5	Graph	5	Polka	3
Aero	3	Gravity	5	Posh	5
Alfresco	6	Handwork	7	Power Grid	7
Alignment	7	Happy Tappy	CALL	Premier	4
Anagram	5	Harrison - MB	5	Prodigy	CALL
Armature	8	Hexie	CALL	Profile	3
Artisan	3	Hi-Fi	3	Queue	7
Batik	7	Highlands	4	Realm	5
Baxter	5	Highlight	3	Retrograde	3
Bespoke	4	Hive	3	Rhythm	CALL
Bijou	6	Honeycomb Shag	4	Riddle	3
Blip	3	Hush	7	Ritz	5
Bliss	8	Infinity Plush	CALL	Roadmap	4
Bloom	CALL	Inked	8	Rubric	7
Boomerang	8	Inside Track	3	Salinas	CALL
Borderline	7	Ishi	CALL	San Simeon	CALL
Breton	7	Jambi Stripe Too!	6	Sarto	5
Brilliant	3	Jillian	3	Season	CALL
Brixton	8	Kalahari	7	Sensor	8
Broadband	8	Kennebunk	7	Sequence	3
Brushwork	7	Kinetic	6	Serene	CALL
Bryant Park	3	Kingsman	5	Shift	3
Calibration	7	Lateral	3	Shimmy	5
Cannon Beach	CALL	Lexie	8	Shuffle	CALL
Catalina	7	Lift	CALL	Sideline	4
Ceremony	7	Lorelai - MB	5	Sleeping Bear Dunes	7
Charlotte	3	Luster	6	Splice	CALL
Cinema	7	Mandala	6	Sprint	3
Color Block	8	Mantra	CALL	Square One	4
Concourse	8	Marquetry	7	Stellar	4
Continuum	4	Maze	8	Storyboard	CALL
Converge	8	Menagerie	CALL	Stuff	CALL
Current	8	Metropolis	CALL	Summit	6
Crush	3	Migration	CALL	Sunburst	8
Dart	3	Moby	3	Swipe	7
Detail	3	Moby	8	Switchboard	5
District	6	Modernist	CALL	Swivel	8
Divvy	CALL	Monhegan	7	Sync	8
Drift	6	Montage	5	System	5
Duet	6	Multiply	CALL	Tangram	6
Eddy	CALL	Myth	8	Thrive	8
Equator	8	Nest	7	Tidbit	7
Euclid	4	Network	6	Torus	6
Feature	CALL	New Hempstead	3	Touch Base	4
Fenestra Too!	8	Night Life	7	Tranquility	7
Fidget	5	Nubbly	6	Transcend	3
Figment	7	Obscura	4	Traverse	CALL
Finley	5	Offset	8	Tribeca	3
Fleck	3	Olivia	3	trio	8
Flex	3	Outlander	4	Truss	8
Fractal	7	Pacifica	CALL	Tuft	7
		Paloma	4	Vanish	CALL
		Paradox	8	Vapor	8
		Perimeter	4	Voltage	CALL

Vapor	8
Voltage	CALL
Whirl	8
Wish	CALL
Zanzibar	CALL
Zoom	6
Robert A. M. Stern Performance	1/1/2023
PATTERN	GRADE
Cyma	6
Stratford	CALL
Genuine Leather	1/1/2023
PATTERN	GRADE
R.E.I.L.	2

Seating	1/1/2023	Discovery	5	Landscape	5
PATTERN	GRADE	Durango	2	Laramie	CALL
Abbey	4	Duraweave 10	1	Latitude	4
Acclaim	3	Echo	4	Lavish	4
Acuco	8	Eden	4	Legacy	3
Akoya	4	Editor	4	Links	3
Align	2	Elevation	4	London	4
All Seasons	2	Embellish	4	Longhorn	4
Ankara	5	Engrave	2	Longitude	4
Antique	3	Enliven	2	Loop	4
Apollo Silicone	6	Ephesus	5	Lotus	8
Arabesque	2	Equal	2	Luminary	2
Arcade	5	Essence	4	Madrid	1
Aristocrat	2	Etch	2	Malibu	4
Balance	4	Fanfare	7	Mandala	CALL
Bali	2	Fedora	3	Marathon	1
Basic	1	Fiji	2	Marmara	4
Batik	2	Finale	4	Matka	3
Blueprint	1	Flair	2	Matter	5
Bolero	4	Florentino	2	Maverick	2
Boro	6	Form	5	Mayfair	4
Botany	6	Forte	1	Meander	3
Boteh	CALL	Foundation 10	2	Melange	2
Caressa	3	Fractal	6	Metal Strips	7
Carousel	7	Fresco	2	Micro Dot	3
Caspian	4	Fretwork	7	Midway	3
Catwalk	3	Friendship Quilt	4	Milagro	8
Centric	5	Function	3	Milano	3
Channel	3	Gala	3	Mingle	3
Chaps	3	Galveston	3	Mira	3
Chequers	4	Gatsby	4	Mode	4
Cheyenne	CALL	Gem	2	Molecule	7
Chopsticks	4	Genesis	2	Moonscape	2
Cipher	1	Graph	1	Mosaic	1
Circumference	3	Grasscloth	2	Nanoguard	2
Cirque	3	Gravity	5	Multi Crepe	2
Cityscape	4	Gridline	2	Neo	4
Code	1	Haarlem	8	Nexus	2
Collage	7	Havana	2	Niche	4
Comalapa	8	Haven	3	Nirvana	6
Connect	6	Hexagon	4	Noble	3
Centempo	3	Huipil	6	Nomad	4
Continuum 10	2	Icon	3	Nylon-Stat	6
Copa	2	Imprint	2	Odessa	4
Cosmopolitan	4	Infinity	6	Optic 10	2
Crazy Quilt	7	Interlace	3	Outback	2
Cross Check	2	Interlude	2	Palermo	4
Cuddle Up	5	Intrigue	3	Paragon	2
Curlicue	3	Jekyll & Hyde	3	Patio	2
Dande	3	Jitterbug	2	Pebble Beach	2
Darning	7	Jive	2	Plaza	4
Debonair	5	Journey	2	Polygon	3
Destiny	1	Kantha	7	Positive Thoughts	5
Nanoguard	1	Kensington	4	Prism 10	2
Disco	1	Key Largo	2	Puno	6
		Labyrinth	8	Quattro	2

Ranchero	1	Wool Boucle	CALL
Reflector	7	Xanadu	6
Refuge	5	Zazen	6
Relativity	6	Zen	5
Reverb	2	Zest	1
Rumba	2	Zip	2
Samba	2		
Saori	7		
Score	4		
Scout	3		
Sequel	2		
Shantung	3		
Shift	5		
Signs	8		
Silverweave	3		
Sketch	3		
Slick	2		
Social Network	2		
Soho	4		
Soleil	7		
Sophisticate	3		
Spacer Mesh	2		
Special Black - Oxen	1		
Sierra	1		
Spectre	2		
Splendor	4		
Spokes	7		
Static	6		
Strata	2		
Sula	8		
Suna	7		
Sutra	6		
Sydney	2		
Tango	2		
Terrain	2		
Textura	7		
Theory 10	2		
Time Line	2		
Truss	5		
Trunabout	3		
Variant 10	2		
Vector	6		
Venetian	CALL		
Verona	3		
Vertex	6		
Vibrant	1		
Viewpoint	6		
Villa	5		
Vintage Mohair	CALL		
Vinyl Stat - ESD	4		
Vogue	3		
Volante'	CALL		
Voyager	4		
Wallaby	1		
Whirlwind	2		
Wilson	6		

Upholstery Fabrics	1/1/2023		
PATTERN	GRADE		
3D Grid	CALL	Feltro	3
Ace	3	Fleet	6
Aldo	CALL	Float	4
Amenity II	8	Flow	8
Amuse	5	Flux	CALL
April	6	Focal	4
Audubon	CALL	Fold	CALL
Bandwidth II	7	Foundation	7
Bangle	2	Free	4
Banter	CALL	Fuse	3
Beep	4	Geo	CALL
Beta	4	Glide	6
Bloko	CALL	Graph	2
Bobby	3	Grid	2
Boom II	5	Guideline	8
Borders	8	Guild	3
Boxcar	8	Guru	3
Brink	7	Habit	3
Brisk	8	Hearsay	8
Build	5	Hitch	5
Buoy	8	Hop	7
Cairns	CALL	Hue	3
Camber	CALL	Insight	2
Carlo	CALL	Interim	8
Centric	8	Interlock	CALL
Chipper	CALL	Intermix II	5
Chromatic	7	Iota	7
Cityscape	CALL	Jiteny	7
Civil	7	Jot	3
Clang	4	Journal	CALL
Climb	8	Kinney	5
Collect	5	Knack	4
Colorwheel	7	Lateral	6
Croquet	CALL	Ledge	5
Crossing Colors	CALL	Lella	CALL
Cube	7	Lens	4
Culture	5	Level	7
Current	3	Lina	CALL
Cutout	CALL	Lineup	3
Dart	3	Lloyd	CALL
Dash	8	Lore	8
Dayspell	8	Lucio	CALL
Decode	3	Ludwig	CALL
Deka	3	Mandala	7
Drawing Lines	CALL	Mapping Ideas	CALL
Drift	8	Marcel	CALL
Ebb	CALL	Mello	3
Edison	8	Memory	CALL
Embark	6	Mazzanine	7
Epic	3	Mikro	7
Essay	8	Nagoya	CALL
Explore	8	Nimble	CALL
Expo	2	Origin	1
		Otto	4
		Painting Strokes	CALL
		Panorama	CALL
		Pantheon	8
		Parable	7
		Parenthesis	3
		Pax	8
		Perk	2
		Photon	8
		Phrase	8
		Pierre	CALL
		Ping	4
		Pip	4
		Pique	4
		Places Spaces Faces	CALL
		Plan	5
		Platform	6
		Point	3
		Polka	8
		Pop Up	CALL
		Propel	8
		Propensity II	4
		Proximity	CALL
		Pursue	8
		Quince	CALL
		Raft	8
		Revolve	CALL
		Riga	CALL
		Ring	7
		Rise	4
		Rivet	4
		Rombu	8
		Ronda	8
		Rubato	8
		Rush Hour	CALL
		Sail	8
		Scrabble	4
		Site Line	CALL
		Sketching Air	CALL
		Skip	4
		Slice	3
		Small Talk	8
		Solace	5
		Spontaneous	CALL
		Starboard	8
		Story	8
		Stroll	4
		Strum	7
		Strut	4
		Subdivide	8
		Sunny	6
		Swim	2
		Syntax	3
		Tack	4
		Tactic	CALL
		Tech Weave	CALL
		Tesla	8
		Tilt	7
		Toggle	3

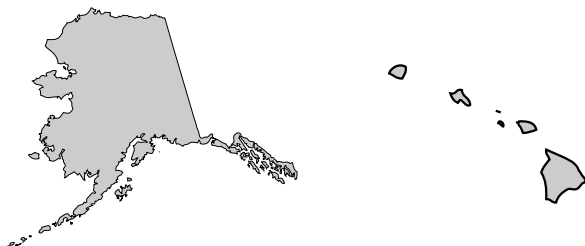
Traction	CALL	Trilogy	5	Silica Bubbler	7
Trapeze	8	Viva II	6	Silica Checker	7
Trivia	8	Waver	6	Silica Chopsticks	6
Tufted	CALL	Coated Fabrics	1/1/2023	Silica Compass	6
Turin	CALL	PATTERN	GRADE	Silica Cusp	6
Uplift	7	Acoustic	7	Silica Deflect	6
Via	4	Agora II	4	Silica Effloresce	7
Vox	3	Anthology CV	5	Silica Etch	6
Wander	8	Archer	8	Silica Etc.	7
Weaving Palettes	8	Beeline Epu	3	Silica Excursion	7
Well Well Well	CALL	Bravo II	6	Silica Fiona	6
Whim	8	Canter Epu	3	Silica Flick	7
Why Why Why	CALL	Cashmere II	4	Silica Fresco	7
Crypton Fabrics	1/1/2023	Chime CV	5	Silica Fritz	7
PATTERN	GRADE	Cotton CV	5	Silica Gidget	7
Acrobat	5	Cycle	5	Silica Excursion	7
Almanac	CALL	Dexter Epu	3	Silica Hiatus	6
Analog	8	Dome CV	4	Silica Hoop	7
Ascend	5	Endurance Epu	3	Silica Kip	6
Byways	8	Eon Epu	3	Silica Jig	7
Caravan	4	Evo CV	4	Silica Leather	6
Central	6	Fidget CV	6	Silica Likely	7
Channel	5	Follow CV	5	Silica Motive	7
Cover Cloth	5	Foray	5	Silica Reach	7
Crosswise	5	Frida CV	5	Silica Roam	7
Docket	CALL	Groove Epu	3	Silica Scout	7
Donain	6	Halo	7	Silica Stride	6
Etude	CALL	Hyde CV	4	Silica Spoke	7
Evolve	CALL	Improv CV	4	Silica Strata	7
Faux Felt	5	Jackpot CV	5	Silica Suede	6
Faux MO	6	Keeper CV	4	Silica Tech	6
Flock	5	Kindred	7	Silica Triad	6
Hobnob	5	Lasanna CV	5	Silica Thatch	7
Infinity C-Zero	3	Lasso CV	5	Silica Today Here Now	7
Infusion	7	Leafdot CV	5	Silica Waltz	7
Kayak	CALL	Leno	8	Silica Wifi	7
Keynote	5	Linen CV	4	Speakeasy CV	5
Kit	5	Mixology CV	4	Spunk CV	5
Marathon C-Zero	3	Mogul Epu	4	Tanner	3
Millennium C-Zero	3	Nifty	4	Tradewinds CV	5
Oath	6	Note CV	4	Tribeca CV	4
Odyssey C-Zero	3	Poetic CV	4	Vanguard CV	4
Overpass	6	Printwork Epu	4	Velocity	5
Phase	CALL	Rein II	4	Whit Epu	4
Reverb	CALL	Ringer CV	5	Yarnplay CV	5
Roster	CALL	Row	5	Zipped	8
Score	6	Sanya CV	4	Panel Fabrics	1/1/2023
Shuttle	6	Sensory CV	4	PATTERN	GRADE
Smart Soft	4	Sidestep	8	Cameo	3
Solitaire	5	Silica	6	Curtain Call	3
Sport	4	Silica Andy	7	Encore	2
Synergy	5	Silica Arc	7	Glint	3
Tag	8	Silica Bauble	7	Kinect	3
Tradition C-Zero	3	Silica Blend	6	Meander	3
Trefoil	6	Silica Bracket	7	Pact	3

Proverb	3
Script	3
Tenor	3
Universe	3
Cubicle Fabrics	1/1/2023
PATTERN	GRADE
Aloft	5
Bevy	5
Blitz	4
Dogwood Leaves	6
Elon	3
Fortuny	4
Freehand	4
Golden Leaf Tree	6
Gradual	4
haiku	4
Midland	4
Mood	4
Respite	4
Rosetta	4
Serendipity II	4
Solaris	4
Song	4
Solaris	4
Song	4
Streamers	4
Vinea	4
Waypoint	4
Zento	4

A map of the United States divided into three zones. Zone 1, colored green, includes the Northeast, Midwest, and Southeast. Zone 2, colored grey, includes the West, Central, and parts of the Northeast. Zone 3, colored dark grey, includes the West. The Great Lakes are shown in light blue. Labels for 'Zone 1', 'Zone 2', and 'Zone 3' are placed above the map with lines pointing to their respective areas.

- Zone 3** orders less than \$10,000 list will have a freight minimum fee of **\$1,000** list, plus **15%** of list

Note. This system does not apply to our international customers or those living in Alaska and Hawaii, **freight must be quoted separately for these orders.**



***LIAT reserves the right to add a freight surcharge dependent on current market conditions.**

Use the following guide to **determine the delivered pricing** for your LIAT furniture product by **selecting your zone** from the map and reviewing the price changes for each zone. To **determine your list price**, add your prices from your selected furniture and then **add the shipping cost based on your designated zone**.

Size Changes

To order a special size product, use the price of the next largest size. If the special size is larger than what is shown, contact project management.

Catalog Number Changes

To order a modified product, add an “X” as a prefix to the catalog number. The “X” will signify that there has been a modification to ensure the product is engineered and manufactured correctly. LIAT may change the overall catalog number slightly to create a unique identifier as the quote/order goes through our in-house system.

Description Changes

When ordering a modified product, make sure to include all information pertaining to the modification in the description of the quote request / purchase order.

Approval Drawings

LIAT is always happy to send drawings for approval when requested by the customer. When modifications are made to product, LIAT requires approval drawings to be signed off prior to releasing an order to be manufactured.

LIAT Project Managers are here to assist you with any questions you may have.

● Level 1	Up to \$250 list	0-2 hours of engineering time	No significant manufacturing changes
● Level 2	Up to \$500 list	2-4 hours of engineering time	No significant manufacturing changes
● Level 3	Up to \$750 list	0-4 hours of engineering time	Slight manufacturing changes
● Level 4	Up to \$1,000 list	Significant engineering time	Slight manufacturing changes
● Level 5	\$1,000+ list	Significant engineering time	Significant manufacturing changes




Belmont
26



Canton
47



Haywood
54



Korak
71



Lenoir
82



Sentro
95



Shelby
100



Tahoe
111



Vance
125

Ordering Information	27
Specifications	28
Ottomans	29
Occasional Tables	37
Shared Tables	41
Typicals	45



Use this checklist to be sure you have all of the necessary information to place your order.

☐ **Catalog Number**

Use our build guides to create your catalog number.

☐ **Fabrics & Textiles**

Please specify vendor, pattern name and pattern color. See 12 for a complete list of LIAT Graded-In Fabrics.

☐ **Laminate Selection** ***Occasional Tables only***

Standard Wilsonart or Formica. Please specify manufacturer, color, finish and model number.

☐ **PVC Edge Band** ***Occasional Tables only***

See 8 for a complete list of standard LIAT PVC Edge Band options.

☐ **Accessories**

Contrasting Fabrics

When specifying contrasting upholstery, please clearly indicate which upholstery is to be applied to the seat, back and arms. Use the higher grade for pricing purposes.

Fabric Direction

Please specify any special applications instructions. If no special instructions are provided with the order, LIAT will upholster the fabric at our own discretion, typically "Up The Roll" with any stripes/pattern going from front to back.

COM Order Information

All COM orders must include the following:

- Vendor name, pattern name and pattern color.
- Sample of the fabric attached with the order.
- Any special application instructions.
- Ship prepaid COM to:

LIAT Furniture
ATTN: COM Upholstery
694 North Main Street
Troutman, NC 28166

COM Policy

All yardage requirements for COM are based upon 54" plain non-direction material. Additional yardage may be required based on repeat and matching. All COM requires pre-approval by LIAT. Use the guide at the bottom of this page to estimate the required yardage. LIAT takes no responsibility when additional materials must be ordered. LIAT takes no responsibility for tailoring, wear-ability or application of COM fabrics & textiles. Any warranty claims for COM fabrics & textiles will fall to the original vendor of the material.

COM Fabric Repeat Guide ***Based on 54" wide roll***

Plain Fabric	1-5" Repeat	6-10" Repeat	11-15" Repeat	16-20" Repeat	21-30" Repeat	31-40" Repeat	41"+
0%	10%	15%	20%	25%	30%	40%	50%

Ottomans

The lounge frames are constructed of puzzle cut 7/8" thick plytanium with locking dog bone joint construction that is glued and stapled.

The seats are strapped with 3" Dymetrol elastic webbing and 2" thick high density polyurethane foam with a 1/2" Dacron wrap.

Occasional Tables

The occasional table frames are constructed of puzzle cut 7/8" thick plytanium with locking dog bone joint construction that is glued and stapled.

The tops are constructed of 1-1/8" thick particle board core with a .050" thick high pressure laminate top surface, a .020" thick phenolic backing sheet, and a 3mm PVC edge band.

Shared Tables

The upholstered shared table bases are constructed of puzzle cut 7/8" thick plytanium with locking dog bone joint construction that is glued and stapled.

The laminate table bases are constructed of 1" plywood and covered with a vertical grade laminate. Laminate bases are only available in the round shape.

The tops are constructed of 1-1/8" thick particle board core with a .050" thick high pressure laminate top surface, a .020" thick phenolic backing sheet, and a 3mm PVC edge band.

Electrical / Power

There are several standard table-top electrical options complete with power outlets, data ports and/or USB charging ports. See the accessories section for standard offerings.

Electrical/Power options are only available on the Shared Tables. Contact project management to customize your desired configurations.

Part Number
Configurator

BE – **LG** – **1** **2** **3** – **4**

Required Selections

Component	Code Description	24" Dia	30" Dia	36" Dia	42" Dia	48" Dia
1 Depth	18 18" Deep	\$1,284	\$1,436	\$1,505	\$1,534	\$1,726
2 Inside Diameter	24 24" Inside Diameter	\$0	-	-	-	-
	30 30" Inside Diameter	-	\$0	-	-	-
	36 36" Inside Diameter	-	-	\$0	-	-
	42 42" Inside Diameter	-	-	-	\$0	-
	48 48" Inside Diameter	-	-	-	-	\$0
3 Shape	C Curved Lounge	\$0	\$0	\$0	\$0	\$0
4 Height	15 15" High	\$0	\$0	\$0	\$0	\$0
	18 18" High	\$0	\$0	\$0	\$0	\$0

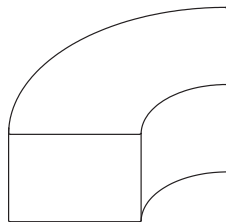
Available Upgrades

Component	Code Description	24" Dia	30" Dia	36" Dia	42" Dia	48" Dia
5 Casters	-CA Casters	\$70	\$70	\$70	\$70	\$70

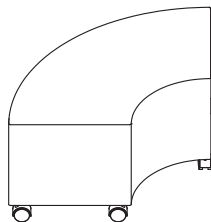
Fabric Selections

Component	Code Description	24" Dia	30" Dia	36" Dia	42" Dia	48" Dia
6 Fabric Grade	-COM Customers Own Material	\$0	\$0	\$0	\$0	\$0
	fabric requirements (yards):	3.00	3.50	3.75	3.75	4.50
	-G1 Grade 1	\$0	\$0	\$0	\$0	\$0
	-G2 Grade 2	\$90	\$105	\$113	\$113	\$135
	-G3 Grade 3	\$177	\$207	\$221	\$221	\$266
	-G4 Grade 4	\$264	\$308	\$330	\$330	\$396
	-G5 Grade 5	\$354	\$413	\$443	\$443	\$531
	-G6 Grade 6	\$441	\$515	\$551	\$551	\$662
	-G7 Grade 7	\$528	\$616	\$660	\$660	\$792
	-G8 Grade 8	\$618	\$721	\$773	\$773	\$927

Quick Looks




BE-LG-1824C-18



BE-LG-1824C-18-CA

Fabric Combination Options

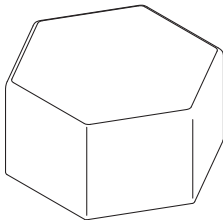


Base 1 | Seat Top 2

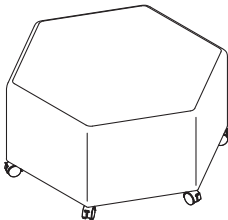
Part Number Configurator **BE** – **LG** – **1** **2** – **3**

Required Selections				
	Component	Code	Description	18" Sides
1	Size	18	18" Sides	\$1,607
2	Shape	H	Hexagon Lounge	\$0
3	Height	15	15" High	\$0
		18	18" High	\$0
Available Upgrades				
	Component	Code	Description	18" Sides
4	Casters	-CA	Casters	\$83
Fabric Selections				
	Component	Code	Description	18" Sides
5	Fabric Grade	-COM	Customers Own Material	\$0
			fabric requirements (yards):	4.00
		-G1	Grade 1	\$0
		-G2	Grade 2	\$120
		-G3	Grade 3	\$236
		-G4	Grade 4	\$352
		-G5	Grade 5	\$472
		-G6	Grade 6	\$588
		-G7	Grade 7	\$704
	-G8	Grade 8	\$824	

Quick Looks

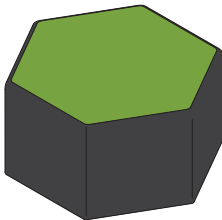


BE-LG-18H-18



BE-LG-18H-18-CA

Fabric Combination Options



Base 1 | Seat Top 2

Part Number
Configurator

BE – **LG** – **1** **2** – **3**

Required Selections

Component	Code	Description	18" Sides	24" Sides	30" Sides	36" Sides	42" Sides
1 Size	18	18" Sides	\$1,184	-	-	-	-
	24	24" Sides	-	\$1,243	-	-	-
	30	30" Sides	-	-	\$1,436	-	-
	36	36" Sides	-	-	-	\$1,495	-
	42	42" Sides	-	-	-	-	\$1,647
2 Shape	P	Pie Lounge	\$0	\$0	\$0	\$0	\$0
3 Height	15	15" High	\$0	\$0	\$0	\$0	\$0
	18	18" High	\$0	\$0	\$0	\$0	\$0

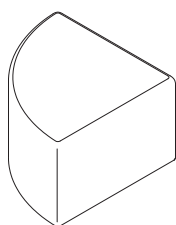
Available Upgrades

Component	Code	Description	18" Sides	24" Sides	30" Sides	36" Sides	42" Sides
4 Casters	-CA	Casters	\$56	\$56	\$56	\$56	\$56

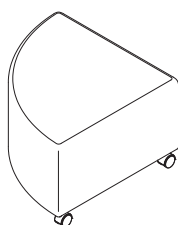
Fabric Selections

Component	Code	Description	18" Sides	24" Sides	30" Sides	36" Sides	42" Sides
5 Fabric Grade	-COM	Customers Own Material	\$0	\$0	\$0	\$0	\$0
		fabric requirements (yards):	3.25	3.25	3.75	3.75	4.00
	-G1	Grade 1	\$0	\$0	\$0	\$0	\$0
	-G2	Grade 2	\$98	\$98	\$113	\$113	\$120
	-G3	Grade 3	\$192	\$192	\$221	\$221	\$236
	-G4	Grade 4	\$286	\$286	\$330	\$330	\$352
	-G5	Grade 5	\$384	\$384	\$443	\$443	\$472
	-G6	Grade 6	\$478	\$478	\$551	\$551	\$588
	-G7	Grade 7	\$572	\$572	\$660	\$660	\$704
	-G8	Grade 8	\$670	\$670	\$773	\$773	\$824

Quick Looks



BE-LG-30P-18



BE-LG-30P-18-CA



Base 1 | Seat Top 2

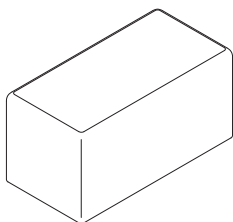
Fabric Combination Options

Part Number
Configurator

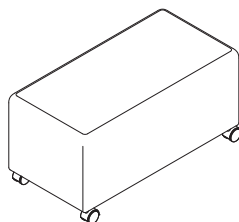
BE – **LG** – **1** **2** **3** – **4**

Required Selections								
Component	Code	Description	24" Long	36" Long	48" Long	60" Long	72" Long	
1 Depth	18	18" Deep	\$1,107	\$1,213	\$1,454	\$1,800	\$1,967	
2 Length	24	24" Long	\$0	-	-	-	-	
	36	36" Long	-	\$0	-	-	-	
	48	48" Long	-	-	\$0	-	-	
	60	60" Long	-	-	-	\$0	-	
	72	72" Long	-	-	-	-	\$0	
3 Shape	R	Rectangle Lounge	\$0	\$0	\$0	\$0	\$0	
4 Height	15	15" High	\$0	\$0	\$0	\$0	\$0	
	18	18" High	\$0	\$0	\$0	\$0	\$0	
Available Upgrades								
Component	Code	Description	24" Long	36" Long	48" Long	60" Long	72" Long	
5 Casters	-CA	Casters	\$56	\$56	\$56	\$83	\$83	
Fabric Selections								
Component	Code	Description	24" Long	36" Long	48" Long	60" Long	72" Long	
6 Fabric Grade	-COM	Customers Own Material	\$0	\$0	\$0	\$0	\$0	
		fabric requirements (yards):	2.50	2.75	3.50	4.50	5.00	
	-G1	Grade 1	\$0	\$0	\$0	\$0	\$0	
	-G2	Grade 2	\$75	\$83	\$105	\$135	\$150	
	-G3	Grade 3	\$148	\$162	\$207	\$266	\$295	
	-G4	Grade 4	\$220	\$242	\$308	\$396	\$440	
	-G5	Grade 5	\$295	\$325	\$413	\$531	\$590	
	-G6	Grade 6	\$368	\$404	\$515	\$662	\$735	
	-G7	Grade 7	\$440	\$484	\$616	\$792	\$880	
	-G8	Grade 8	\$515	\$567	\$721	\$927	\$1,030	

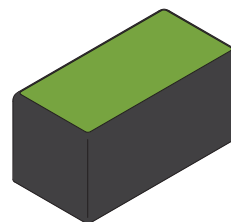
Quick Looks



BE-LG-1836R-18



BE-LG-1836R-18-CA



Base 1 | Seat Top 2

Fabric Combination Options

Part Number
Configurator

BE – **LG** – **1** **2** – **3**

Required Selections

Component	Code	Description	18" Dia	24" Dia	30" Dia	36" Dia	42" Dia
1 Size	18	18" Diameter	\$938	-	-	-	-
	24	24" Diameter	-	\$1,105	-	-	-
	30	30" Diameter	-	-	\$1,243	-	-
	36	36" Diameter	-	-	-	\$1,410	-
	42	42" Diameter	-	-	-	-	\$1,672
2 Shape	D	Round Lounge	\$0	\$0	\$0	\$0	\$0
3 Height	15	15" High	\$0	\$0	\$0	\$0	\$0
	18	18" High	\$0	\$0	\$0	\$0	\$0


Available Upgrades

Component	Code	Description	18" Dia	24" Dia	30" Dia	36" Dia	42" Dia
4 Casters	-CA	Casters	\$70	\$70	\$70	\$70	\$70

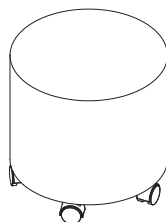
Fabric Selections

Component	Code	Description	18" Dia	24" Dia	30" Dia	36" Dia	42" Dia
5 Fabric Grade	-COM	Customers Own Material	\$0	\$0	\$0	\$0	\$0
		fabric requirements (yards):	2.25	2.75	3.00	3.50	4.25
	-G1	Grade 1	\$0	\$0	\$0	\$0	\$0
	-G2	Grade 2	\$68	\$83	\$90	\$105	\$128
	-G3	Grade 3	\$133	\$162	\$177	\$207	\$251
	-G4	Grade 4	\$198	\$242	\$264	\$308	\$374
	-G5	Grade 5	\$266	\$325	\$354	\$413	\$502
	-G6	Grade 6	\$331	\$404	\$441	\$515	\$625
	-G7	Grade 7	\$396	\$484	\$528	\$616	\$748
	-G8	Grade 8	\$464	\$567	\$618	\$721	\$876

Quick Looks



BE-LG-18D-18



BE-LG-18D-18-CA

Fabric Combination Options



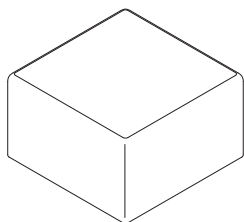
Base 1 | Seat Top 2

Part Number
Configurator

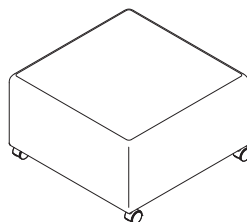
BE – **LG** – **1** **2** – **3**

Required Selections						
Component	Code	Description	18" Wide	24" Wide	30" Wide	36" Wide 42" Wide
1 Size	18	18" Wide	\$968	-	-	-
	24	24" Wide	-	\$1,135	-	-
	30	30" Wide	-	-	\$1,273	-
	36	36" Wide	-	-	-	\$1,440
	42	42" Wide	-	-	-	\$1,701
2 Shape	S	Square Lounge	\$0	\$0	\$0	\$0
3 Height	15	15" High	\$0	\$0	\$0	\$0
	18	18" High	\$0	\$0	\$0	\$0
Available Upgrades						
Component	Code	Description	18" Wide	24" Wide	30" Wide	36" Wide 42" Wide
4 Casters	-CA	Casters	\$56	\$56	\$56	\$56
Fabric Selections						
Component	Code	Description	18" Wide	24" Wide	30" Wide	36" Wide 42" Wide
5 Fabric Grade	-COM	Customers Own Material	\$0	\$0	\$0	\$0
		fabric requirements (yards):	2.25	2.75	3.00	3.50 4.25
	-G1	Grade 1	\$0	\$0	\$0	\$0
	-G2	Grade 2	\$68	\$83	\$90	\$105 \$128
	-G3	Grade 3	\$133	\$162	\$177	\$207 \$251
	-G4	Grade 4	\$198	\$242	\$264	\$308 \$374
	-G5	Grade 5	\$266	\$325	\$354	\$413 \$502
	-G6	Grade 6	\$331	\$404	\$441	\$515 \$625
	-G7	Grade 7	\$396	\$484	\$528	\$616 \$748
	-G8	Grade 8	\$464	\$567	\$618	\$721 \$876

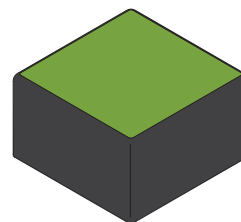
Quick Looks



BE-LG-30S-18



BE-LG-30S-18-CA



Base 1 | Seat Top 2

Fabric Combination Options

Part Number
Configurator

BE – **LG** – **1** **2** **3** – **4**

Required Selections

Component	Code	Description	24" Long	36" Long	48" Long	60" Long	72" Long
1 Depth	18	18" Deep	\$1,162	\$1,323	\$1,510	\$1,800	\$1,967
2 Length	24	24" Long	\$0	-	-	-	-
	36	36" Long	-	\$0	-	-	-
	48	48" Long	-	-	\$0	-	-
	60	60" Long	-	-	-	\$0	-
	72	72" Long	-	-	-	-	\$0
3 Shape	T	Trapezoid Lounge	\$0	\$0	\$0	\$0	\$0
4 Height	15	15" High	\$0	\$0	\$0	\$0	\$0
	18	18" High	\$0	\$0	\$0	\$0	\$0

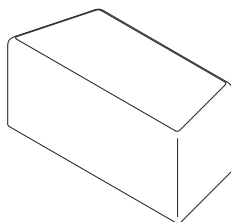
Available Upgrades

Component	Code	Description	24" Long	36" Long	48" Long	60" Long	72" Long
5 Casters	-CA	Casters	\$56	\$56	\$56	\$83	\$83

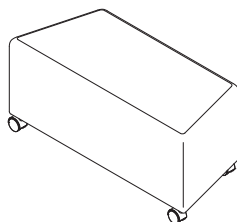
Fabric Selections

Component	Code	Description	24" Long	36" Long	48" Long	60" Long	72" Long
6 Fabric Grade	-COM	Customers Own Material	\$0	\$0	\$0	\$0	\$0
		fabric requirements (yards):	2.50	3.00	3.50	4.50	5.00
	-G1	Grade 1	\$0	\$0	\$0	\$0	\$0
	-G2	Grade 2	\$75	\$90	\$105	\$135	\$150
	-G3	Grade 3	\$148	\$177	\$207	\$266	\$295
	-G4	Grade 4	\$220	\$264	\$308	\$396	\$440
	-G5	Grade 5	\$295	\$354	\$413	\$531	\$590
	-G6	Grade 6	\$368	\$441	\$515	\$662	\$735
	-G7	Grade 7	\$440	\$528	\$616	\$792	\$880
	-G8	Grade 8	\$515	\$618	\$721	\$927	\$1,030

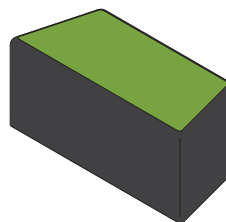
Quick Looks



BE-LG-18D-18



BE-LG-18D-18-CA



Base 1 | Seat Top 2

Fabric Combination Options

Part Number
Configurator

BE – **LG** – **1** **2** – **3**

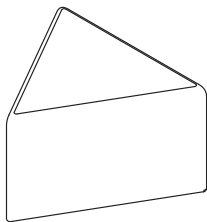
Required Selections

Component	Code	Description	18" Sides	24" Sides	30" Sides	36" Sides	42" Sides
1 Size	18	18" Sides	\$812	-	-	-	-
	24	24" Sides	-	\$1,027	-	-	-
	30	30" Sides	-	-	\$1,267	-	-
	36	36" Sides	-	-	-	\$1,395	-
	42	42" Sides	-	-	-	-	\$1,579
2 Shape	N	Triangle Lounge	\$0	\$0	\$0	\$0	\$0
3 Height	15	15" High	\$0	\$0	\$0	\$0	\$0
	18	18" High	\$0	\$0	\$0	\$0	\$0


Fabric Selections

Component	Code	Description	18" Sides	24" Sides	30" Sides	36" Sides	42" Sides
4 Fabric Grade	-COM	Customers Own Material	\$0	\$0	\$0	\$0	\$0
		fabric requirements (yards):	1.50	2.25	3.00	3.50	4.00
	-G1	Grade 1	\$0	\$0	\$0	\$0	\$0
	-G2	Grade 2	\$45	\$68	\$90	\$105	\$120
	-G3	Grade 3	\$89	\$133	\$177	\$207	\$236
	-G4	Grade 4	\$132	\$198	\$264	\$308	\$352
	-G5	Grade 5	\$177	\$266	\$354	\$413	\$472
	-G6	Grade 6	\$221	\$331	\$441	\$515	\$588
	-G7	Grade 7	\$264	\$396	\$528	\$616	\$704
	-G8	Grade 8	\$309	\$464	\$618	\$721	\$824

Quick Looks




BE-LG-30S-18



BE-LG-30S-18-CA

Fabric Combination Options



Base 1 | Seat Top 2

Part Number
Configurator

BE – **OT** – **1** **2** – **3**

Required Selections

Component	Code	Description	18" Sides
1 Size	18	18" Sides	\$1,774
2 Shape	H	Hexagon	\$0
3 Height	15	15" High	\$0
	18	18" High	\$0
	21	21" High	\$0

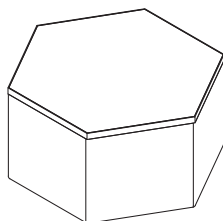
Available Upgrades

Component	Code	Description	18" Sides
4 Casters	-CA	Casters	\$83

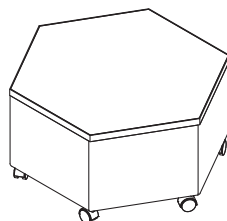
Fabric Selections

Component	Code	Description	18" Sides
5 Fabric Grade	-COM	Customers Own Material	\$0
		fabric requirements (yards):	3.00
	-G1	Grade 1	\$0
	-G2	Grade 2	\$90
	-G3	Grade 3	\$177
	-G4	Grade 4	\$264
	-G5	Grade 5	\$354
	-G6	Grade 6	\$441
	-G7	Grade 7	\$528
	-G8	Grade 8	\$618

Quick Looks



BE-LG-18H-18



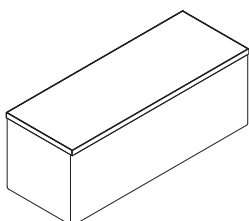
BE-LG-18H-18-CA

Part Number
Configurator

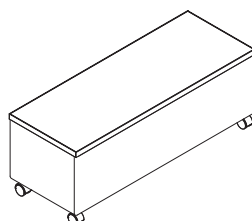
BE – **OT** – **1** **2** **3** – **4**

Required Selections								
Component	Code	Description	24" Long	36" Long	48" Long	60" Long	72" Long	
1	Depth	18 18" Deep	\$1,190	\$1,366	\$1,622	\$2,026	\$2,155	
2	Length	24 24" Long	\$0	-	-	-	-	
		36 36" Long	-	\$0	-	-	-	
		48 48" Long	-	-	\$0	-	-	
		60 60" Long	-	-	-	\$0	-	
		72 72" Long	-	-	-	-	\$0	
3	Shape	R Rectangle	\$0	\$0	\$0	\$0	\$0	
4	Height	15 15" High	\$0	\$0	\$0	\$0	\$0	
		18 18" High	\$0	\$0	\$0	\$0	\$0	
		21 21" High	\$0	\$0	\$0	\$0	\$0	
Available Upgrades								
Component	Code	Description	24" Long	36" Long	48" Long	60" Long	72" Long	
5	Casters	-CA Casters	\$56	\$56	\$56	\$83	\$83	
Fabric Selections								
Component	Code	Description	24" Long	36" Long	48" Long	60" Long	72" Long	
6	Fabric Grade	-COM Customers Own Material	\$0	\$0	\$0	\$0	\$0	
		fabric requirements (yards):	2.00	2.50	3.25	4.25	4.50	
	-G1	Grade 1	\$0	\$0	\$0	\$0	\$0	
	-G2	Grade 2	\$60	\$75	\$98	\$128	\$135	
	-G3	Grade 3	\$118	\$148	\$192	\$251	\$266	
	-G4	Grade 4	\$176	\$220	\$286	\$374	\$396	
	-G5	Grade 5	\$236	\$295	\$384	\$502	\$531	
	-G6	Grade 6	\$294	\$368	\$478	\$625	\$662	
	-G7	Grade 7	\$352	\$440	\$572	\$748	\$792	
	-G8	Grade 8	\$412	\$515	\$670	\$876	\$927	

Quick Looks



BE-LG-1848R-18



BE-LG-1848R-18-CA

Part Number
Configurator

BE – **OT** – **1** **2** – **3**

Required Selections

Component	Code	Description	18" Dia	24" Dia	30" Dia	36" Dia	42" Dia
1 Size	18	18" Diameter	\$1,127	-	-	-	-
	24	24" Diameter	-	\$1,305	-	-	-
	30	30" Diameter	-	-	\$1,491	-	-
	36	36" Diameter	-	-	-	\$1,710	-
	42	42" Diameter	-	-	-	-	\$2,018
2 Shape	D	Round	\$0	\$0	\$0	\$0	\$0
3 Height	15	15" High	\$0	\$0	\$0	\$0	\$0
	18	18" High	\$0	\$0	\$0	\$0	\$0
	21	21" High	\$0	\$0	\$0	\$0	\$0

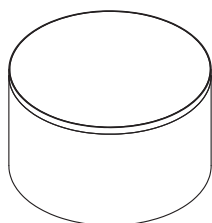
Available Upgrades

Component	Code	Description	18" Dia	24" Dia	30" Dia	36" Dia	42" Dia
4 Casters	-CA	Casters	\$70	\$70	\$70	\$70	\$70

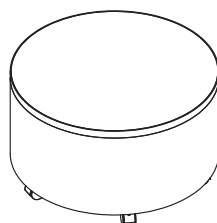
Fabric Selections

Component	Code	Description	18" Dia	24" Dia	30" Dia	36" Dia	42" Dia
5 Fabric Grade	-COM	Customers Own Material	\$0	\$0	\$0	\$0	\$0
		fabric requirements (yards):	2.00	2.50	2.75	3.25	4.00
	-G1	Grade 1	\$0	\$0	\$0	\$0	\$0
	-G2	Grade 2	\$60	\$75	\$83	\$98	\$120
	-G3	Grade 3	\$118	\$148	\$162	\$192	\$236
	-G4	Grade 4	\$176	\$220	\$242	\$286	\$352
	-G5	Grade 5	\$236	\$295	\$325	\$384	\$472
	-G6	Grade 6	\$294	\$368	\$404	\$478	\$588
	-G7	Grade 7	\$352	\$440	\$484	\$572	\$704
	-G8	Grade 8	\$412	\$515	\$567	\$670	\$824

Quick Looks



BE-LG-30D-18



BE-LG-30D-18-CA

Part Number
Configurator

BE – **OT** – **1** **2** – **3**

Required Selections

Component	Code	Description	18" Wide	24" Wide	30" Wide	36" Wide	42" Wide
1 Size	18	18" Wide	\$1,204	-	-	-	-
	24	24" Wide	-	\$1,382	-	-	-
	30	30" Wide	-	-	\$1,568	-	-
	36	36" Wide	-	-	-	\$1,787	-
	42	42" Wide	-	-	-	-	\$2,096
2 Shape	S	Square	\$0	\$0	\$0	\$0	\$0
3 Height	15	15" High	\$0	\$0	\$0	\$0	\$0
	18	18" High	\$0	\$0	\$0	\$0	\$0
	21	21" High	\$0	\$0	\$0	\$0	\$0

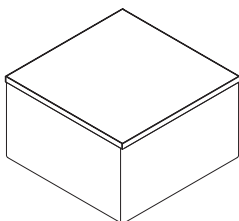
Available Upgrades

Component	Code	Description	18" Wide	24" Wide	30" Wide	36" Wide	42" Wide
4 Casters	-CA	Casters	\$56	\$56	\$56	\$56	\$56

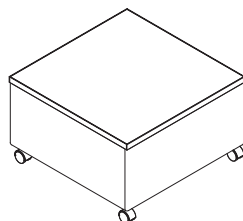
Fabric Selections

Component	Code	Description	18" Wide	24" Wide	30" Wide	36" Wide	42" Wide
5 Fabric Grade	-COM	Customers Own Material	\$0	\$0	\$0	\$0	\$0
		fabric requirements (yards):	2.25	2.75	3.00	3.50	4.25
	-G1	Grade 1	\$0	\$0	\$0	\$0	\$0
	-G2	Grade 2	\$68	\$83	\$90	\$105	\$128
	-G3	Grade 3	\$133	\$162	\$177	\$207	\$251
	-G4	Grade 4	\$198	\$242	\$264	\$308	\$374
	-G5	Grade 5	\$266	\$325	\$354	\$413	\$502
	-G6	Grade 6	\$331	\$404	\$441	\$515	\$625
	-G7	Grade 7	\$396	\$484	\$528	\$616	\$748
	-G8	Grade 8	\$464	\$567	\$618	\$721	\$876

Quick Looks



BE-LG-30S-18



BE-LG-30S-18-CA

Part Number
Configurator

BE – **ST** – **1** **2** – **3**

Required Selections

Component	Code	Description	60" Dia
1	Size	60 60" Dia	\$2,620
2	Shape	H Hexagon	\$0
3	Height	26 26" High	\$0
		29 29" High	\$0

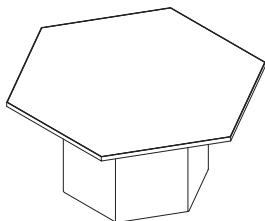
Available Upgrades

Component	Code	Description	60" Dia
4	Power/Data	-PD Power/Data Cutout	\$50

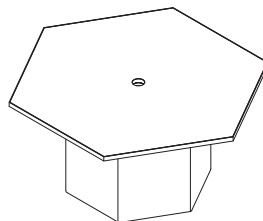
Fabric Selections

Component	Code	Description	60" Dia
5	Fabric Grade	-COM Customers Own Material	\$0
		fabric requirements (yards):	4.00
	-G1	Grade 1	\$0
	-G2	Grade 2	\$120
	-G3	Grade 3	\$236
	-G4	Grade 4	\$352
	-G5	Grade 5	\$472
	-G6	Grade 6	\$588
	-G7	Grade 7	\$704
	-G8	Grade 8	\$824

Quick Looks

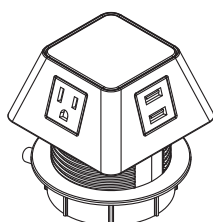


BE-ST-60H-29




BE-ST-60H-29-PD

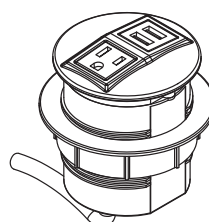
Popular Accessories



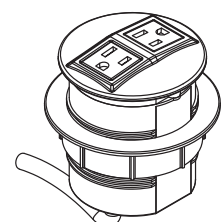
LA-MOH4-220-C120



LA-MOH-400-C120



NOD2-110-C120



NOD2-200-C120

Part Number
Configurator

BE – **ST** – **1** **2** **3** – **4**

Required Selections

Component	Code	Description	60" Long	72" Long
1 Depth	48	48" Deep	\$2,028	\$2,375
2 Length	60	60" Long	\$0	-
	72	72" Long	-	\$0
3 Shape	R	Rectangle	\$0	\$0
4 Height	26	26" High	\$0	\$0
	29	29" High	\$0	\$0

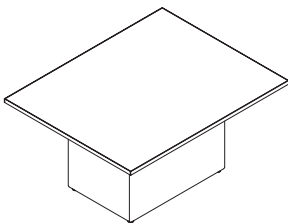
Available Upgrades

Component	Code	Description	60" Long	72" Long
5 Power/Data	-PD	Power/Data Cutout	\$50	\$50

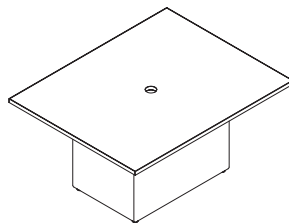
Fabric Selections

Component	Code	Description	60" Long	72" Long
6 Fabric Grade	-COM	Customers Own Material	\$0	\$0
		fabric requirements (yards):	3.50	4.50
	-G1	Grade 1	\$0	\$0
	-G2	Grade 2	\$105	\$135
	-G3	Grade 3	\$207	\$266
	-G4	Grade 4	\$308	\$396
	-G5	Grade 5	\$413	\$531
	-G6	Grade 6	\$515	\$662
	-G7	Grade 7	\$616	\$792
	-G8	Grade 8	\$721	\$927

Quick Looks

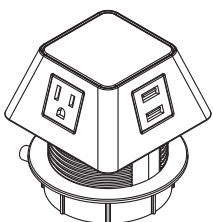


BE-ST-4860R-29

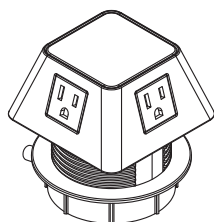


BE-ST-4860R-29-PD

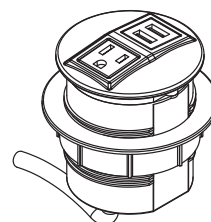
Popular Accessories



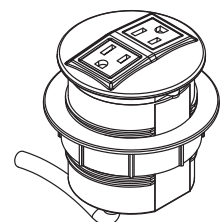
LA-MOH4-220-C120



LA-MOH-400-C120



NOD2-110-C120



NOD2-200-C120

Part Number
Configurator

BE – **ST** – **1** **2** – **3**

Required Selections

Component	Code	Description	48" Dia	60" Dia
1 Size	48	48" Diameter	\$1,598	-
	60	60" Diameter	-	\$2,181
2 Shape	D	Round	\$0	\$0
3 Height	26	26" High	\$0	\$0
	29	29" High	\$0	\$0

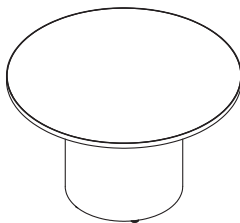
Available Upgrades

Component	Code	Description	48" Dia	60" Dia
4 Power/Data	-PD	Power/Data Cutout	\$50	\$50

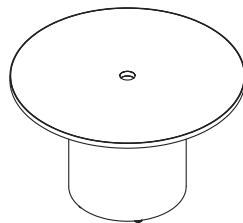
Fabric Selections

Component	Code	Description	48" Dia	60" Dia
5 Fabric Grade	-COM	Customers Own Material	\$0	\$0
		fabric requirements (yards):	3.00	3.50
	-G1	Grade 1	\$0	\$0
	-G2	Grade 2	\$90	\$105
	-G3	Grade 3	\$177	\$207
	-G4	Grade 4	\$264	\$308
	-G5	Grade 5	\$354	\$413
	-G6	Grade 6	\$441	\$515
	-G7	Grade 7	\$528	\$616
	-G8	Grade 8	\$618	\$721
	-PL	Plastic Laminate	\$395	\$462

Quick Looks

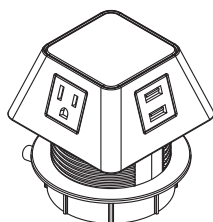


BE-ST-48D-29




BE-ST-48D-29-PD

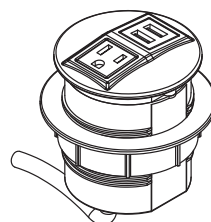
Popular Accessories



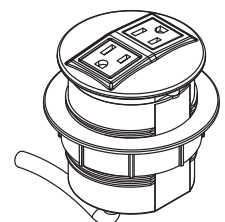
LA-MOH4-220-C120



LA-MOH-400-C120



NOD2-110-C120



NOD2-200-C120

Part Number
Configurator

BE – **ST** – **1** **2** – **3**

Required Selections

Component	Code	Description	48" Wide	60" Wide
1 Size	48	48" Wide	\$1,799	-
	60	60" Wide	-	\$2,412
2 Shape	S	Square	\$0	\$0
3 Height	26	26" High	\$0	\$0
	29	29" High	\$0	\$0

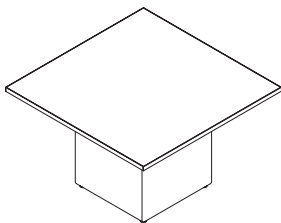
Available Upgrades

Component	Code	Description	48" Wide	60" Wide
4 Power/Data	-PD	Power/Data Cutout	\$50	\$50

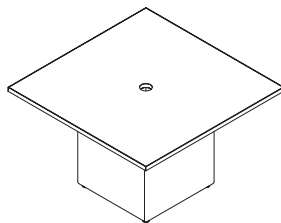
Fabric Selections

Component	Code	Description	48" Wide	60" Wide
5 Fabric Grade	-COM	Customers Own Material	\$0	\$0
		fabric requirements (yards):	3.25	3.75
	-G1	Grade 1	\$0	\$0
	-G2	Grade 2	\$98	\$113
	-G3	Grade 3	\$192	\$221
	-G4	Grade 4	\$286	\$330
	-G5	Grade 5	\$384	\$443
	-G6	Grade 6	\$478	\$551
	-G7	Grade 7	\$572	\$660
	-G8	Grade 8	\$670	\$773

Quick Looks

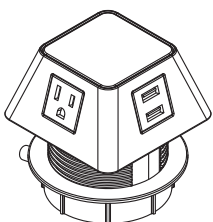


BE-ST-48S-29

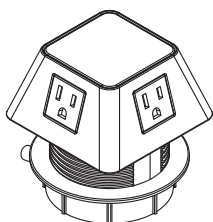


BE-ST-48S-29-PD

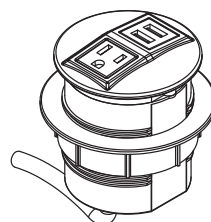
Popular Accessories



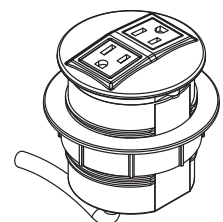
LA-MOH4-220-C120



LA-MOH-400-C120



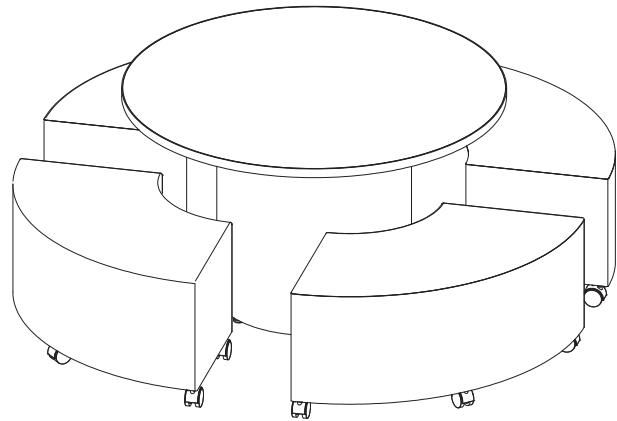
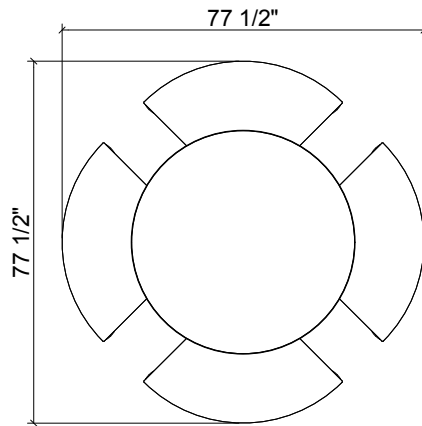
NOD2-110-C120



NOD2-200-C120

BE-001

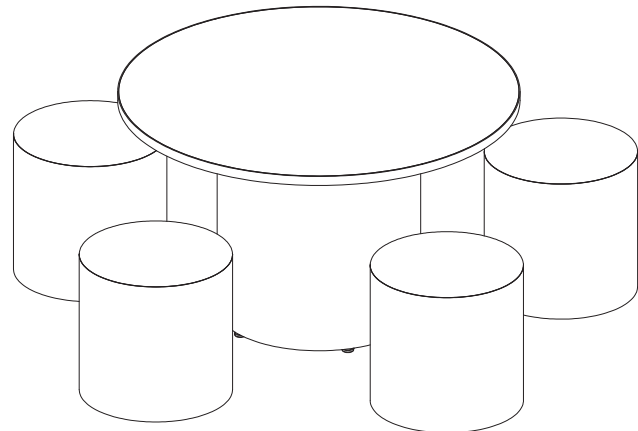
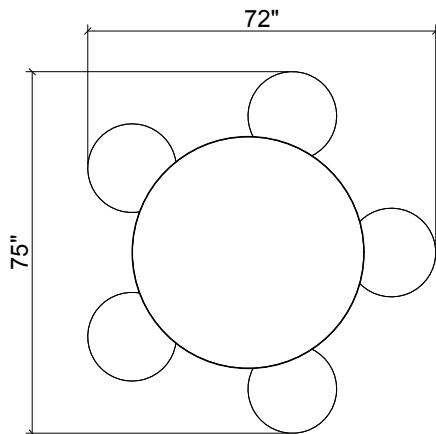
Total List \$7,012



Model Number	Qty	List	Extension
BE-ST-48D-29-G1	1	\$1,598	\$1,598
BE-LG-1824C-18-CA-G1	4	\$1,354	\$5,414

BE-002

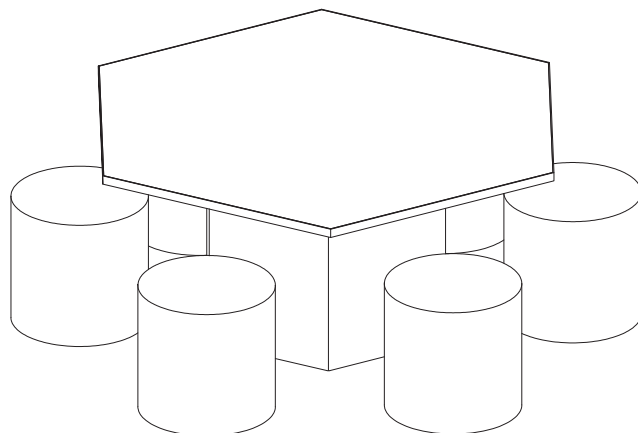
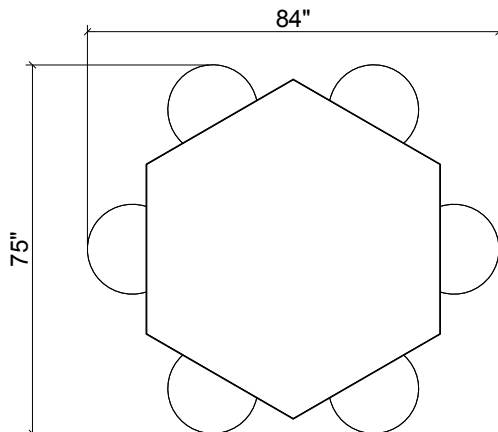
Total List \$6,289



Model Number	Qty	List	Extension
BE-ST-48D-29-G1	1	\$1,598	\$1,598
BE-LG-18D-18-G1	5	\$938	\$4,692

BE-003

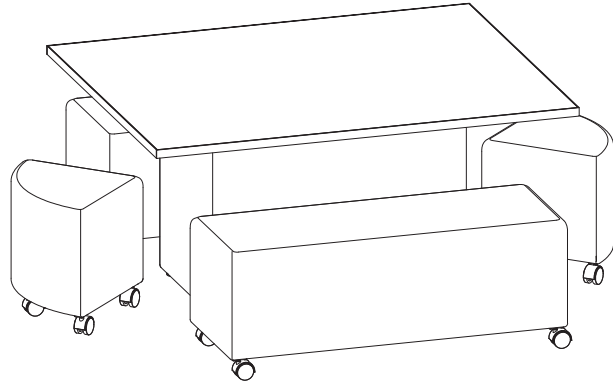
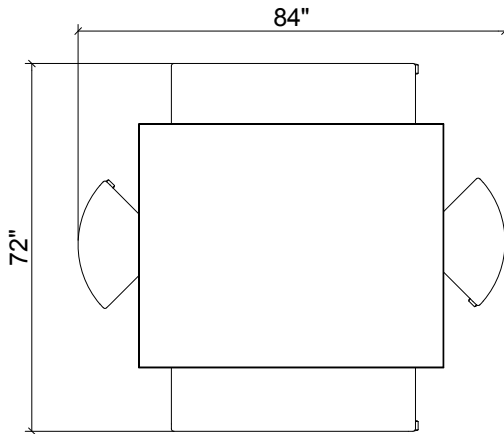
Total List \$8,251



Model Number	Qty	List	Extension
BE-ST-60H-29-G1	1	\$2,620	\$2,620
BE-LG-18D-18-G1	6	\$938	\$5,630

BE-004

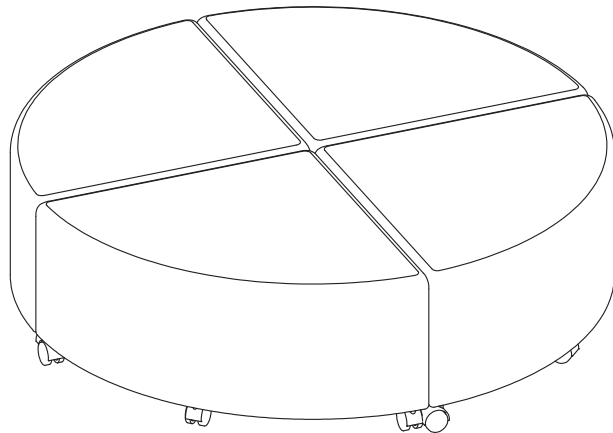
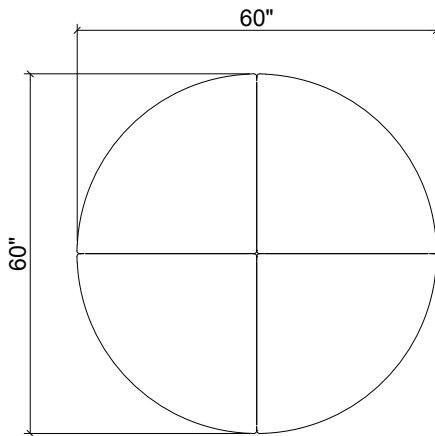
Total List \$7,527



Model Number	Qty	List	Extension
BE-ST-4860R-29-G1	1	\$2,028	\$2,028
BE-LG-1848R-18-CA-G1	2	\$1,510	\$3,020
BE-LG-18P-18-CA-G1	2	\$1,240	\$2,480

BE-005

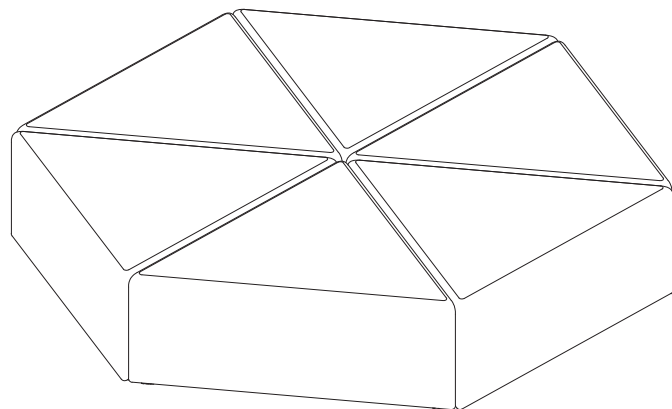
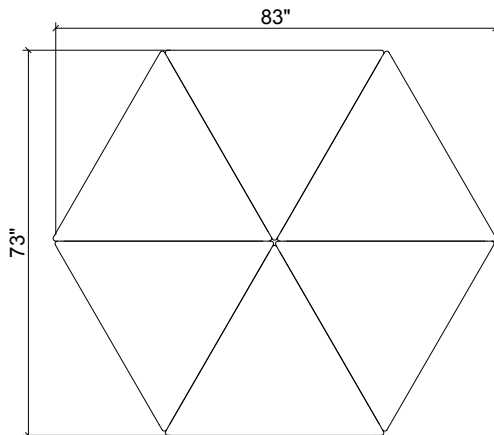
Total List \$5,966



Model Number	Qty	List	Extension
BE-LG-30P-18-CA-G1	4	\$1,492	\$5,966

BE-006

Total List \$7,601



Model Number	Qty	List	Extension
BE-LG-30N-18-G1	6	\$1,267	\$7,601

Order Information	48
Specifications	49
Upholstered Back	52
Ottomans	51
Occasional Tables	64



LIATfurniture.com

694 North Main Street · Troutman, NC 28166
TF 888 440 8205

LIAT 
LOUNGE

Use this checklist to be sure you have all of the necessary information to place your order.

☐ **Catalog Number**

Use our build guides to create your catalog number.

☐ **Fabrics & Textiles**

Please specify vendor, pattern name and pattern color. See 12 for a complete list of LIAT Graded-In Fabrics.

☐ **Wood Species** ***Wood leg products only***

Maple or Oak.

☐ **Wood Finish** ***Wood leg products only***

See 11 for a complete list of standard LIAT Wood Finishes.

☐ **Laminate Selection** ***Occasional Tables only***

Standard Wilsonart or Formica. Please specify manufacturer, color, finish and model number.

☐ **PVC Edge Band** ***Occasional Tables only***

See 8 for a complete list of standard LIAT PVC Edge Band options.

☐ **Accessories**

Contrasting Fabrics

When specifying contrasting upholstery, please clearly indicate which upholstery is to be applied to the seat, back and arms. Use the higher grade for pricing purposes.

Fabric Direction

Please specify any special applications instructions. If no special instructions are provided with the order, LIAT will upholster the fabric at our own discretion, typically "Up The Roll" with any stripes/pattern going from front to back.

COM Order Information

All COM orders must include the following:

- Vendor name, pattern name and pattern color.
- Sample of the fabric attached with the order.
- Any special application instructions.
- Ship prepaid COM to:

LIAT Furniture
ATTN: COM Upholstery
694 North Main Street
Troutman, NC 28166

COM Policy

All yardage requirements for COM are based upon 54" plain non-direction material. Additional yardage may be required based on repeat and matching. All COM requires pre-approval by LIAT. Use the guide at the bottom of this page to estimate the required yardage. LIAT takes no responsibility when additional materials must be ordered. LIAT takes no responsibility for tailoring, wear-ability or application of COM fabrics & textiles. Any warranty claims for COM fabrics & textiles will fall to the original vendor of the material.

COM Fabric Repeat Guide ***Based on 54" wide roll***

Plain Fabric	1-5" Repeat	6-10" Repeat	11-15" Repeat	16-20" Repeat	21-30" Repeat	31-40" Repeat	41"+
0%	10%	15%	20%	25%	30%	40%	50%

Lounge

The lounge frames are constructed of puzzle cut 7/8" thick plytanium with locking dog bone joint construction that is glued and stapled.

The seat uses 8 gauge no sag sinuous springs with 3-1/2" thick high density polyurethane foam.

The backs use 11 gauge no sag sinuous springs with 2-1/2" thick high density polyurethane foam.

The arms are covered with 1-1/2" thick high density polyurethane foam.

Ottomans

The ottoman frames are constructed of puzzle cut 7/8" thick plytanium with locking dog bone joint construction that is glued and stapled.

The ottomans are strapped with 3" Dymetrol elastic webbing and 3-1/2" thick high density polyurethane foam.

Occasional Tables

The occasional tables are constructed of solid wood frames and apron rails* with veneer tops. The legs are 2-1/4" square at the top and taper down to 1-1/4" square on 2 sides for rectangle tables and 3 sides for round tables. The apron rails are 3/4" thick and 3" wide. The tops have a 3/4" solid wood edge band with a beveled edge. Plastic laminate tops are available with an internal edge band.

**Round apron rails are constructed of layered veneers to form the curve.*

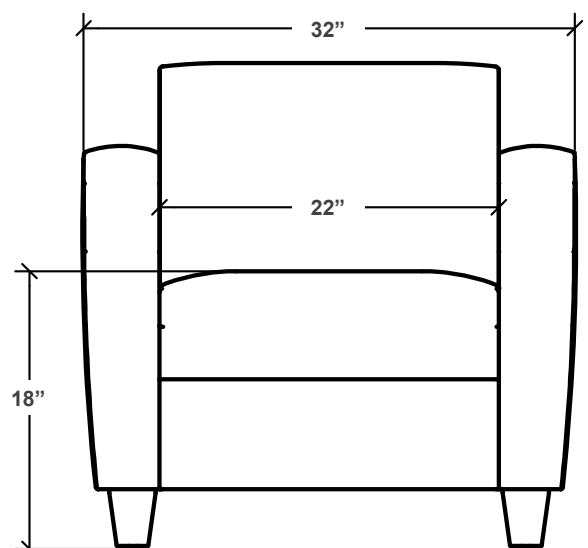
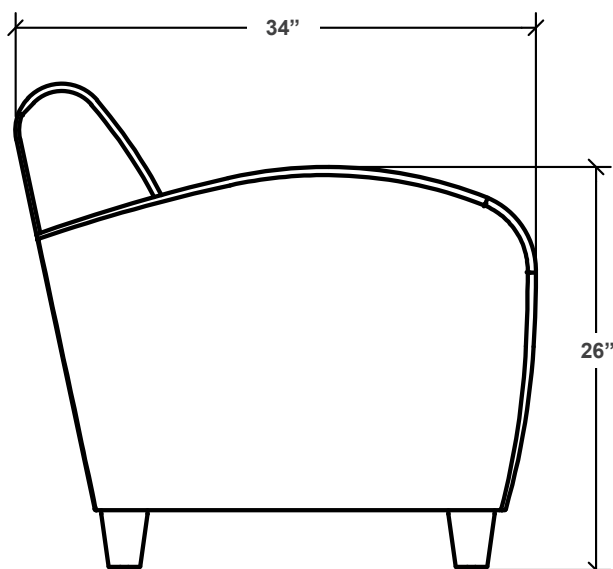
Tablet Arms

Tablet arms are available in laminate with a PVC edge or solid wood. The tablet arms measure 13-1/2" W x 18" L and rotate 360 degrees.

Laminate is the more durable of the two surfaces. If you select wood tablet arms, keep in mind that the wood may show scratches or marking from objects used for various tasks. Tablet arms are not designed to be used for sitting, leaning or supporting heavy objects, etc. Good judgement of use and risk of breakage is the customers responsibility.

Electrical / Power

The standard built-in power upgrade option shall be an all metal flush clamp mounted power and charging solution with 1 power and 2 USB 2.1A charging ports and a 108" cord length, constructed with 12A, 120 VAC spill resistant receptacles. The power unit is finished in a Metallic Silver powder coat.



Part Number
Configurator

CA – **LG** – **1** – **2** – **3** – **4**

Required Selections

Component	Code	Description	32" Wide	55" Wide	78" Wide
1 Depth	34	34" Deep	\$2,190	\$2,714	\$3,259
			shipping weight 88 lbs	124 lbs	165 lbs
2 Width	32	Single-Seat Lounge	\$0	-	-
	55	Two-Seat Lounge	-	\$0	-
	78	Three-Seat Lounge	-	-	\$0
3 Back Style	UB	Upholstered Back	\$0	\$0	\$0
4 Leg Style	ML	Metal Legs	\$0	\$0	\$0
	WL	Wood Legs	\$120	\$120	\$120


Available Upgrades

Component	Code	Description	32" Wide	55" Wide	78" Wide
5 Casters	-CA	Front Casters w/ Pull	\$152	-	-
6 Power	-PR	Power, Right Side Facing	\$324	\$324	\$324
	-PL	Power, Left Side Facing	\$324	\$324	\$324
	-P2	Power, Both Sides	\$648	\$648	\$648
7 Tablet Arm	-LTR	Laminate Tablet Arm, Right Side Facing	\$411	-	-
	-LTL	Laminate Tablet Arm, Left Side Facing	\$411	-	-
	-WTR	Wood Tablet Arm, Right Side Facing	\$648	-	-
	-WTL	Wood Tablet Arm, Left Side Facing	\$648	-	-
		shipping weight	+ 8 lbs		


Fabric Selections

Component	Code	Description	32" Wide	55" Wide	78" Wide
8 Fabric Grade	-COM	Customers Own Material	\$0	\$0	\$0
		fabric requirements:	5.4 yards	7.3 yards	8.9 yards
	-G1	Grade 1	\$0	\$0	\$0
	-G2	Grade 2	\$151	\$204	\$249
	-G3	Grade 3	\$302	\$409	\$498
	-G4	Grade 4	\$454	\$613	\$748
	-G5	Grade 5	\$605	\$818	\$997
	-G6	Grade 6	\$756	\$1,022	\$1,246
	-G7	Grade 7	\$907	\$1,226	\$1,495
	-G8	Grade 8	\$1,058	\$1,431	\$1,744

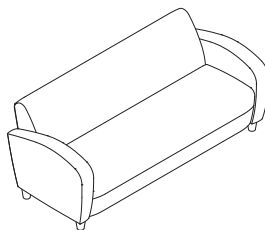
Quick Looks



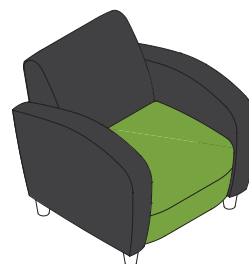
CA-LG-3432-UB-ML




CA-LG-3455-UB-ML



CA-LG-3478-UB-ML



Arms & Back 1 | Seat 2



Back 1 | Seat & Arms 2

Fabric Combination Options

Part Number
Configurator

CA – **LG** – **1** – **2** – **3** – **4**

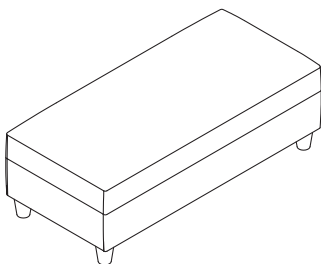
Required Selections

Component	Code	Description	48" Wide	56" Wide
1 Depth	22	22" Deep	\$1,517	\$1,609
shipping weight			65 lbs	76 lbs
2 Width	48	48" Wide	\$0	-
	56	56" Wide	-	\$0
3 Back Style	NB	No Back	\$0	\$0
4 Leg Style	ML	Metal Legs	\$0	\$0
	WL	Wood Legs	\$120	\$120

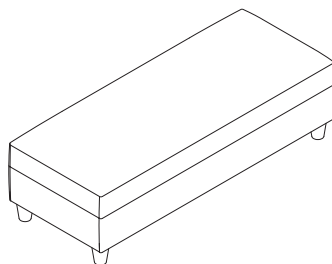
Fabric Selections

Component	Code	Description	48" Wide	56" Wide
5 Fabric Grade	-COM	Customers Own Material	\$0	\$0
fabric requirements:			2.9 yards	3 yards
	-G1	Grade 1	\$0	\$0
	-G2	Grade 2	\$81	\$84
	-G3	Grade 3	\$162	\$168
	-G4	Grade 4	\$244	\$252
	-G5	Grade 5	\$325	\$336
	-G6	Grade 6	\$406	\$420
	-G7	Grade 7	\$487	\$504
	-G8	Grade 8	\$568	\$588

Quick Looks



CA-LG-2248-NB-ML



CA-LG-2256-NB-ML

Part Number
Configurator

CA – **LG** – **1** **2** – **3** – **4**

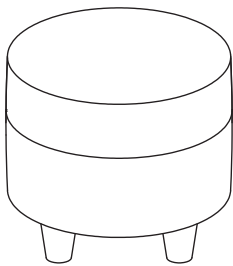
Required Selections

Component	Code	Description	18"	22"	32"	36"
1 Size	18	18"	\$0	-	-	-
	22	22"	-	\$0	-	-
	32	32"	-	-	\$0	-
	36	36"	-	-	-	\$0
2 Shape	D	Round	\$1,192	\$1,435	\$1,719	\$1,851
			shipping weight 28 lbs	31 lbs	43 lbs	47 lbs
3 Back Style	NB	No Back	\$0	\$0	\$0	\$0
4 Leg Style	ML	Metal Legs	\$0	\$0	\$0	\$0
	WL	Wood Legs	\$120	\$120	\$120	\$120

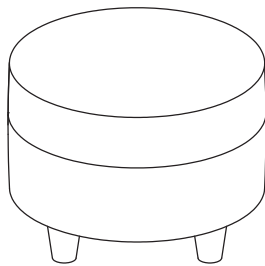
Fabric Selections

Component	Code	Description	18"	22"	32"	36"
5 Fabric Grade	-COM	Customers Own Material	\$0	\$0	\$0	\$0
		fabric requirements:	1 yards	2.3 yards	3.2 yards	3.3 yards
	-G1	Grade 1	\$0	\$0	\$0	\$0
	-G2	Grade 2	\$28	\$64	\$90	\$92
	-G3	Grade 3	\$56	\$129	\$179	\$185
	-G4	Grade 4	\$84	\$193	\$269	\$277
	-G5	Grade 5	\$112	\$258	\$358	\$370
	-G6	Grade 6	\$140	\$322	\$448	\$462
	-G7	Grade 7	\$168	\$386	\$538	\$554
	-G8	Grade 8	\$196	\$451	\$627	\$647

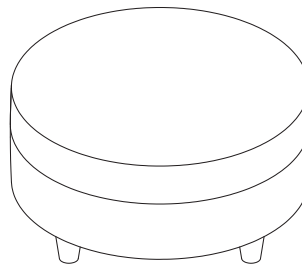
Quick Looks



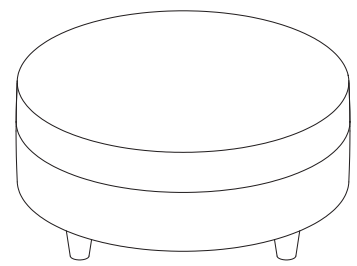
CA-LG-18D-NB-ML



CA-LG-22D-NB-ML



CA-LG-32D-NB-ML



CA-LG-36D-NB-ML

Part Number
Configurator

CA – **LG** – **1** **2** – **3** – **4**

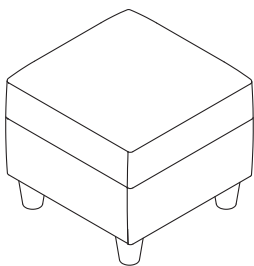
Required Selections

Component	Code	Description	18"	22"	32"	36"
1 Size	18	18"	\$0	-	-	-
	22	22"	-	\$0	-	-
	32	32"	-	-	\$0	-
	36	36"	-	-	-	\$0
2 Shape	S	Square	\$1,138	\$1,231	\$1,479	\$1,545
			shipping weight 28 lbs	31 lbs	43 lbs	47 lbs
3 Back Style	NB	No Back	\$0	\$0	\$0	\$0
4 Leg Style	ML	Metal Legs	\$0	\$0	\$0	\$0
	WL	Wood Legs	\$120	\$120	\$120	\$120

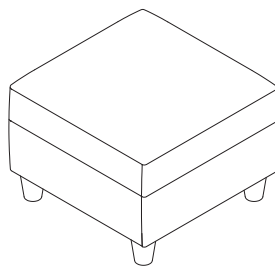
Fabric Selections

Component	Code	Description	18"	22"	32"	36"
5 Fabric Grade	-COM	Customers Own Material	\$0	\$0	\$0	\$0
		fabric requirements:	1.5 yards	1.6 yards	3.3 yards	3.7 yards
	-G1	Grade 1	\$0	\$0	\$0	\$0
	-G2	Grade 2	\$42	\$45	\$92	\$104
	-G3	Grade 3	\$84	\$90	\$185	\$207
	-G4	Grade 4	\$126	\$134	\$277	\$311
	-G5	Grade 5	\$168	\$179	\$370	\$414
	-G6	Grade 6	\$210	\$224	\$462	\$518
	-G7	Grade 7	\$252	\$269	\$554	\$622
	-G8	Grade 8	\$294	\$314	\$647	\$725

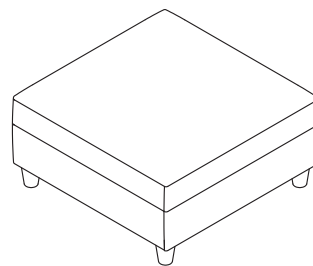
Quick Looks



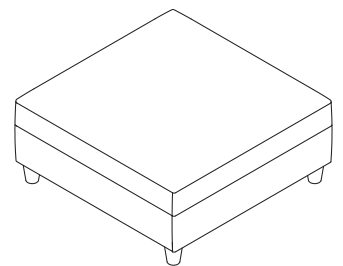
CA-LG-18S-NB-ML



CA-LG-22S-NB-ML



CA-LG-32S-NB-ML



CA-LG-36S-NB-ML

Haywood

Price List

Effective 11/1/2022

Order Information	55
Specifications	56
Upholstered Back	56
Ottomans	59
Occasional Tables	62
Typicals	66



LIATfurniture.com

694 North Main Street · Troutman, NC 28166
TF 888 440 8205

LIAT 
LOUNGE

Use this checklist to be sure you have all of the necessary information to place your order.

☐ **Catalog Number**

Use our build guides to create your catalog number.

☐ **Fabrics & Textiles**

Please specify vendor, pattern name and pattern color. See page 12 for a complete list of LIAT Graded-In Fabrics.

☐ **Wood Species** ****Wood leg products only****

Maple or Oak.

☐ **Wood Finish** ****Wood leg products only****

See page 11 for a complete list of standard LIAT Wood Finishes.

☐ **Laminate Selection** ****Occasional Tables only****

Standard Wilsonart or Formica. Please specify manufacturer, color, finish and model number.

☐ **PVC Edge Band** ****Occasional Tables only****

See page 8 for a complete list of standard LIAT PVC Edge Band options.

☐ **Accessories**

Contrasting Fabrics

When specifying contrasting upholstery, please clearly indicate which upholstery is to be applied to the seat, back and arms. Use the higher grade for pricing purposes.

Fabric Direction

Please specify any special applications instructions. If no special instructions are provided with the order, LIAT will upholster the fabric at our own discretion, typically "Up The Roll" with any stripes/pattern going from front to back.

COM Order Information

All COM orders must include the following:

- Vendor name, pattern name and pattern color.
- Sample of the fabric attached with the order.
- Any special application instructions.
- Ship prepaid COM to:

LIAT Furniture
ATTN: COM Upholstery
694 North Main Street
Troutman, NC 28166

COM Policy

All yardage requirements for COM are based upon 54" plain non-direction material. Additional yardage may be required based on repeat and matching. All COM requires pre-approval by LIAT. Use the guide at the bottom of this page to estimate the required yardage. LIAT takes no responsibility when additional materials must be ordered. LIAT takes no responsibility for tailoring, wear-ability or application of COM fabrics & textiles. Any warranty claims for COM fabrics & textiles will fall to the original vendor of the material.

COM Fabric Repeat Guide ****Based on 54" wide roll****

Plain Fabric	1-5" Repeat	6-10" Repeat	11-15" Repeat	16-20" Repeat	21-30" Repeat	31-40" Repeat	41"+
0%	10%	15%	20%	25%	30%	40%	50%

Lounge

The lounge frames are constructed of puzzle cut 7/8" thick plytanium with locking dog bone joint construction that is glued and stapled.

The seat uses 8 gauge no sag sinuous springs with 4-1/2" thick high density polyurethane foam.

The backs use 11 gauge no sag sinuous springs with 2-1/2" thick high density polyurethane foam.

The arms are covered with 1-1/2" thick high density polyurethane foam.

Ottomans

The ottoman frames are constructed of puzzle cut 7/8" thick plytanium with locking dog bone joint construction that is glued and stapled.

The ottomans are strapped with 3" Dymetrol elastic webbing and 4-1/2" thick high density polyurethane foam.

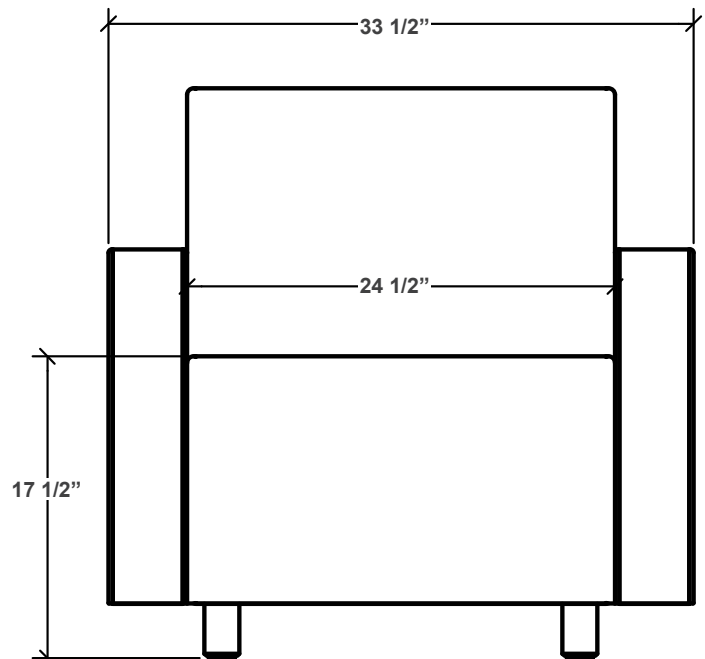
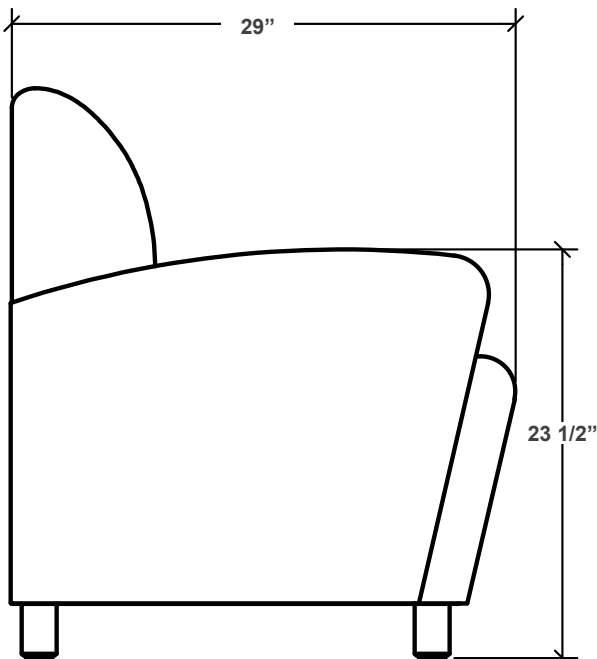
Occasional Tables

The occasional table frames are constructed of puzzle cut 7/8" thick plytanium with locking dog bone joint construction that is glued and stapled.

The tops are constructed of 1-1/8" thick particle board core with a .050" thick high pressure laminate top surface, a .020" thick phenolic backing sheet, and a 3mm PVC edge band.

Electrical / Power

The standard built-in power upgrade option shall be an all metal screw mounted flush face power and charging solution with 1 power and 2 USB 2.1A charging ports with a 72" cord length, constructed with 12A, 120 VAC spill resistant receptacles. The unit shall be finished in a Metallic Silver powder coat.



Part Number
Configurator

HA – **LG** – **1** **2** **3** – **4** – **5**

Required Selections

Component	Code	Description	25" Wide	22" Degree	45" Degree
1 Depth	30	30" Deep	\$1,785	\$1,999	\$1,999
shipping weight			55 lbs	55 lbs	55 lbs
2 Width/Angle	25	25" Wide	\$0	-	-
	22	22 Degree	-	\$0	-
	45	45 Degree	-	-	\$0
3 Shape	S	Straight	\$0	-	-
	IC	Inner Curve	-	\$0	\$0
	OC	Outer Curve	-	\$0	\$0
4 Back Style	UB	Upholstered Back	\$0	\$0	\$0
5 Leg Style	ML	Metal Legs	\$0	\$0	\$0
	WL	Wood Legs	\$0	\$0	\$0
6 Arms	-NA	No Arms	\$0	\$0	\$0
	-AL	Arm, Left Side Facing	\$330	\$330	\$330
	-AR	Arm, Right Side Facing	\$330	\$330	\$330
	-A2	Arms, Both Sides	\$659	\$659	\$659
shipping weight			+ 10 lbs per arm		

Available Upgrades

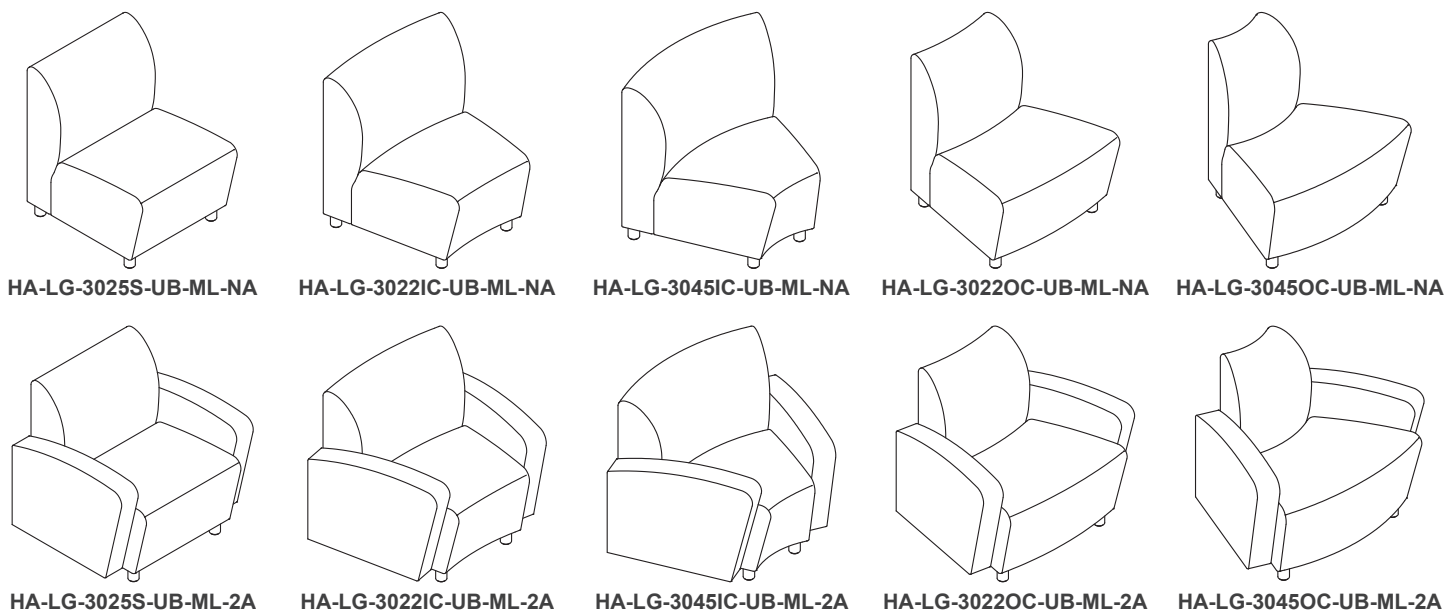
Component	Code	Description	25" Wide	22" Degree	45" Degree
7 Power	-PL	Power, Left Side Facing	\$375	\$375	\$375
	-PR	Power, Right Side Facing	\$375	\$375	\$375
	-P2	Power, Both Sides	\$749	\$749	\$749

Fabric Selections

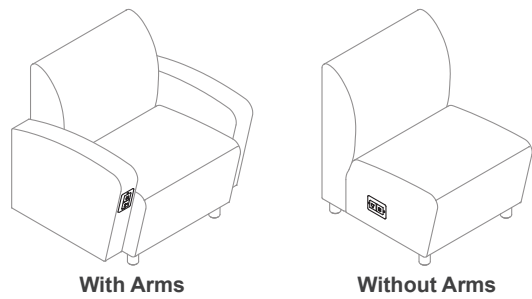
Component	Code	Description	No Arms	1 Arms	2 Arms
8 Fabric Grade	-COM	Customers Own Material	\$0	\$0	\$0
fabric requirements:			3.5	4.5	5.5
	-G1	Grade 1	\$0	\$0	\$0
	-G2	Grade 2	\$98	\$126	\$154
	-G3	Grade 3	\$196	\$252	\$308
	-G4	Grade 4	\$294	\$378	\$462
	-G5	Grade 5	\$392	\$504	\$616
	-G6	Grade 6	\$490	\$630	\$770
	-G7	Grade 7	\$588	\$756	\$924
	-G8	Grade 8	\$686	\$882	\$1,078

NOTE: Patterned fabric not recommended on curved seat fronts.

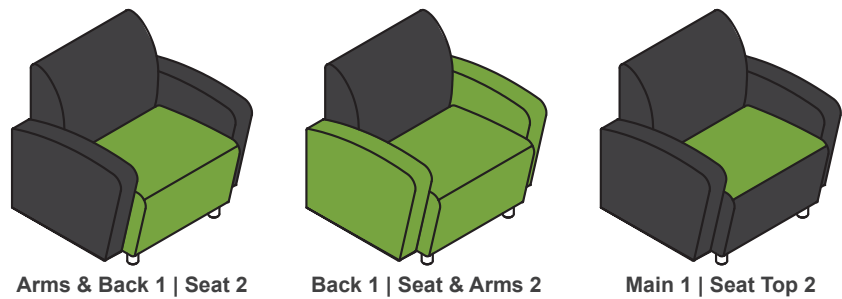
Quick Looks



Power Locations



Fabric Combination Options



Part Number
Configurator

HA – **LG** – **1** **2** **3** – **4** – **5**

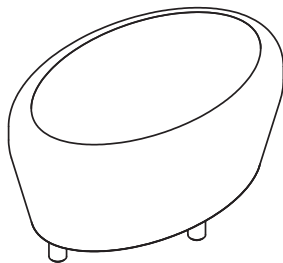
Required Selections

Component	Code	Description	36" Wide	42" Wide
1 Depth	24	24" Deep	\$1,356	\$1,478
shipping weight			30 lbs	32 lbs
2 Width	36	36" Wide	\$0	-
	42	42" Wide	-	\$0
3 Shape	V	Oval	\$0	\$0
4 Back Style	NB	No Back	\$0	\$0
5 Leg Style	ML	Metal Legs	\$0	\$0
	WL	Wood Legs	\$0	\$0

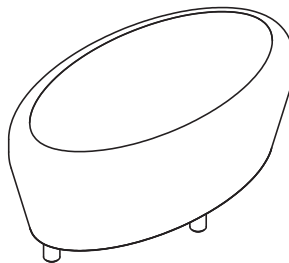
Fabric Selections

Component	Code	Description	36" Wide	42" Wide
6 Fabric Grade	-COM	Customers Own Material	\$0	\$0
fabric requirements:			3	3.5
	-G1	Grade 1	\$0	\$0
	-G2	Grade 2	\$84	\$98
	-G3	Grade 3	\$168	\$196
	-G4	Grade 4	\$252	\$294
	-G5	Grade 5	\$336	\$392
	-G6	Grade 6	\$420	\$490
	-G7	Grade 7	\$504	\$588
	-G8	Grade 8	\$588	\$686

Quick Looks



HA-LG-2436V-NB-ML



HA-LG-2442V-NB-ML

NOTE: Patterned fabric not recommended.

NOTE: Seam location may vary depending on selected fabric.

Part Number
Configurator

HA – **LG** – **1** **2** **3** – **4**

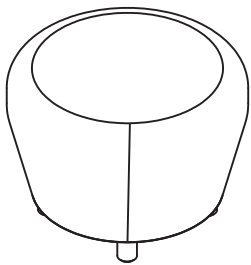
Required Selections

Component	Code	Description	24"	30"	36"
1 Size	24	24"	\$0	-	-
	30	30"	-	\$0	-
	36	36"	-	-	\$0
2 Shape	D	Round	\$1,153	\$1,309	\$1,453
			shipping weight 30 lbs	40 lbs	45 lbs
3 Back Style	NB	No Back	\$0	\$0	\$0
4 Leg Style	ML	Metal Legs	\$0	\$0	\$0
	WL	Wood Legs	\$0	\$0	\$0

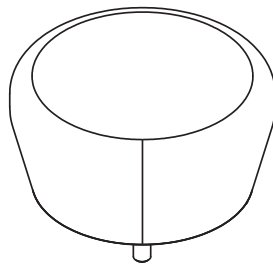
Fabric Selections

Component	Code	Description	24"	30"	36"
5 Fabric Grade	-COM	Customers Own Material	\$0	\$0	\$0
		fabric requirements:	2.5	3.2	3.3
	-G1	Grade 1	\$0	\$0	\$0
	-G2	Grade 2	\$70	\$90	\$92
	-G3	Grade 3	\$140	\$179	\$185
	-G4	Grade 4	\$210	\$269	\$277
	-G5	Grade 5	\$280	\$358	\$370
	-G6	Grade 6	\$350	\$448	\$462
	-G7	Grade 7	\$420	\$538	\$554
	-G8	Grade 8	\$490	\$627	\$647

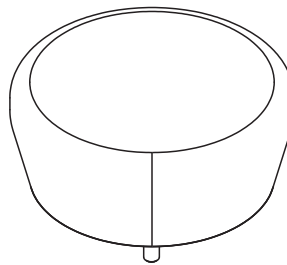
Quick Looks



HA-LG-24D-NB-ML



HA-LG-30D-NB-ML



HA-LG-36D-NB-ML

NOTE: Patterned fabric not recommended.

Part Number
Configurator

HA – **LG** – **1** **2** **3** – **4**

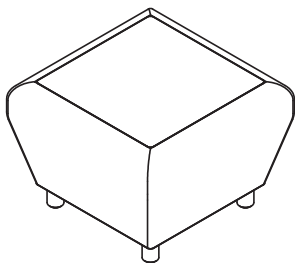
Required Selections

Component	Code	Description	24"	30"	36"
1 Size	24	24"	\$0	-	-
	30	30"	-	\$0	-
	36	36"	-	-	\$0
2 Shape	S	Square	\$1,177	\$1,321	\$1,459
		shipping weight	30 lbs	35 lbs	40 lbs
3 Back Style	NB	No Back	\$0	\$0	\$0
4 Leg Style	ML	Metal Legs	\$0	\$0	\$0
	WL	Wood Legs	\$0	\$0	\$0

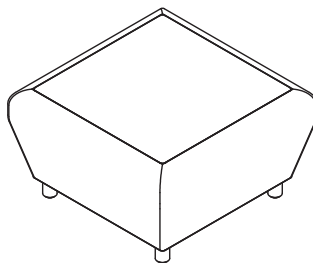
Fabric Selections

Component	Code	Description	24"	30"	36"
5 Fabric Grade	-COM	Customers Own Material	\$0	\$0	\$0
		fabric requirements:	2.5	3	3.4
	-G1	Grade 1	\$0	\$0	\$0
	-G2	Grade 2	\$70	\$84	\$95
	-G3	Grade 3	\$140	\$168	\$190
	-G4	Grade 4	\$210	\$252	\$286
	-G5	Grade 5	\$280	\$336	\$381
	-G6	Grade 6	\$350	\$420	\$476
	-G7	Grade 7	\$420	\$504	\$571
	-G8	Grade 8	\$490	\$588	\$666

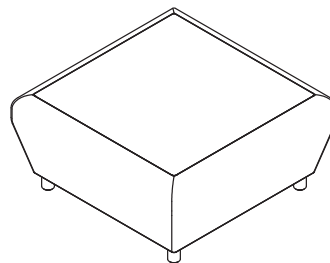
Quick Looks



HA-LG-24S-NB-ML



HA-LG-30S-NB-ML



HA-LG-36S-NB-ML

Part Number
Configurator

HA – **OT** – **1** **2** **3** – **4**

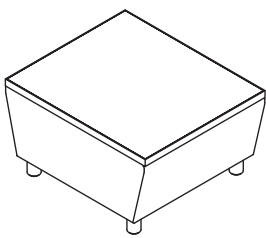
Required Selections

Component	Code	Description	24" Wide	22 Degree	45 Degree
1 Single/Double	S	Single	\$1,293	\$1,395	\$1,441
	D	Double	\$1,915	\$2,008	-
		shipping weight (single)	40 lbs	40 lbs	40 lbs
		shipping weight (double)	75lbs	75lbs	
2 Width	24	24" Wide	\$0	-	-
	22	22 Degree	-	\$0	-
	45	45 Degree	-	-	\$0
3 Shape	S	Straight	\$0	-	-
	W	Wedge	-	\$0	\$0
4 Leg Style	ML	Metal Legs	\$0	\$0	\$0
	WL	Wood Legs	\$0	\$0	\$0

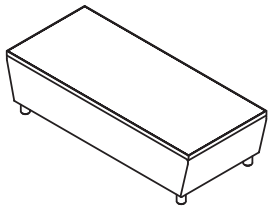
Fabric Selections

Component	Code	Description	Single	Double
5 Fabric Grade	-COM	Customers Own Material	\$0	\$0
		fabric requirements:	1	2
	-G1	Grade 1	\$0	\$0
	-G2	Grade 2	\$28	\$56
	-G3	Grade 3	\$56	\$112
	-G4	Grade 4	\$84	\$168
	-G5	Grade 5	\$112	\$224
	-G6	Grade 6	\$140	\$280
	-G7	Grade 7	\$168	\$336
	-G8	Grade 8	\$196	\$392


Quick Looks



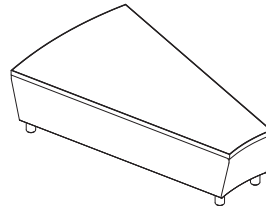
HA-OT-S24S-ML




HA-OT-D24S-ML



HA-OT-S22W-ML




HA-OT-D22W-ML

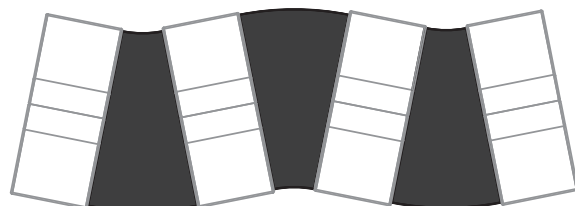


HA-OT-S45W-ML

Quick Tips



Use single depth tables for single rows of lounge



Use double depth tables for back-to-back lounge

Part Number
Configurator

HA – **OT** – **1** **2** **3** – **4**

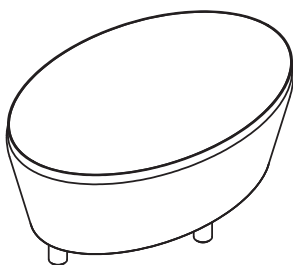
Required Selections

Component	Code	Description	36" Wide	42" Wide
1 Depth	24	24" Deep	\$1,400	\$1,508
		shipping weight	45 lbs	47 lbs
2 Width	36	36" Wide	\$0	-
	42	42" Wide	-	\$0
3 Shape	V	Oval	\$0	\$0
4 Leg Style	ML	Metal Legs	\$0	\$0
	WL	Wood Legs	\$0	\$0

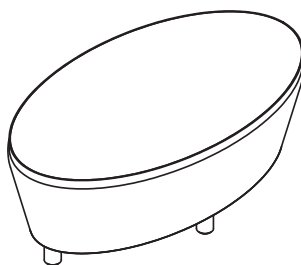
Fabric Selections

Component	Code	Description	36" Wide	42" Wide
5 Fabric Grade	-COM	Customers Own Material	\$0	\$0
		fabric requirements:	1.5	1.75
	-G1	Grade 1	\$0	\$0
	-G2	Grade 2	\$42	\$49
	-G3	Grade 3	\$84	\$98
	-G4	Grade 4	\$126	\$147
	-G5	Grade 5	\$168	\$196
	-G6	Grade 6	\$210	\$245
	-G7	Grade 7	\$252	\$294
	-G8	Grade 8	\$294	\$343

Quick Looks



HA-OT-2436V-ML



HA-OT-2442V-ML

NOTE: Patterned fabric not recommended.

NOTE: Seam location may vary depending on selected fabric.

Part Number
Configurator

HA – **OT** – **1** **2** **3** – **4**

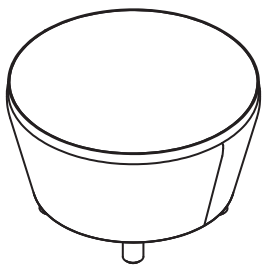
Required Selections

Component	Code	Description	24"	30"	36"
1 Size	24	24"	\$0	-	-
	30	30"	-	\$0	-
	36	36"	-	-	\$0
2 Shape	D	Round	\$1,355	\$1,470	\$1,679
			shipping weight 45 lbs	55 lbs	60 lbs
3 Leg Style	ML	Metal Legs	\$0	\$0	\$0
	WL	Wood Legs	\$0	\$0	\$0

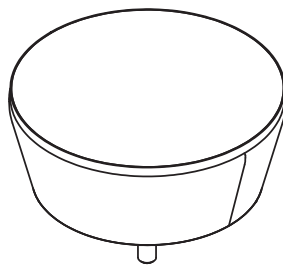
Fabric Selections

Component	Code	Description	24"	30"	36"
4 Fabric Grade	-COM	Customers Own Material	\$0	\$0	\$0
		fabric requirements:	2	2.5	2.75
	-G1	Grade 1	\$0	\$0	\$0
	-G2	Grade 2	\$56	\$70	\$77
	-G3	Grade 3	\$112	\$140	\$154
	-G4	Grade 4	\$168	\$210	\$231
	-G5	Grade 5	\$224	\$280	\$308
	-G6	Grade 6	\$280	\$350	\$385
	-G7	Grade 7	\$336	\$420	\$462
	-G8	Grade 8	\$392	\$490	\$539

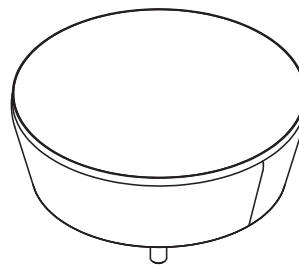
Quick Looks



HA-OT-24D-ML



HA-OT-30D-ML



HA-OT-36D-ML

NOTE: Patterned fabric not recommended.

Part Number
Configurator

HA – **OT** – **1** **2** **3** – **4**

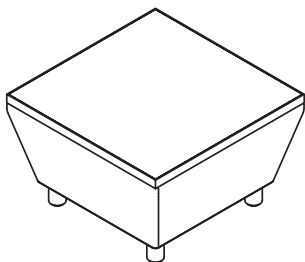
Required Selections

Component	Code	Description	24"	30"	36"
1 Size	24	24"	\$0	-	-
	30	30"	-	\$0	-
	36	36"	-	-	\$0
2 Shape	S	Square	\$1,378	\$1,494	\$1,656
			shipping weight 45 lbs	50 lbs	55 lbs
3 Leg Style	ML	Metal Legs	\$0	\$0	\$0
	WL	Wood Legs	\$0	\$0	\$0

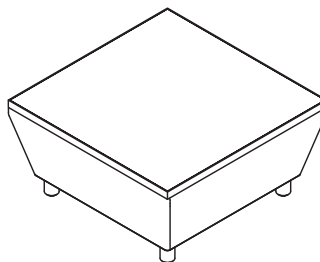
Fabric Selections

Component	Code	Description	24"	30"	36"
4 Fabric Grade	-COM	Customers Own Material	\$0	\$0	\$0
		fabric requirements:	2	2.5	2.75
	-G1	Grade 1	\$0	\$0	\$0
	-G2	Grade 2	\$56	\$70	\$77
	-G3	Grade 3	\$112	\$140	\$154
	-G4	Grade 4	\$168	\$210	\$231
	-G5	Grade 5	\$224	\$280	\$308
	-G6	Grade 6	\$280	\$350	\$385
	-G7	Grade 7	\$336	\$420	\$462
	-G8	Grade 8	\$392	\$490	\$539

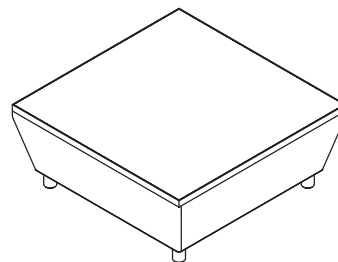
Quick Looks



HA-OT-24S-ML




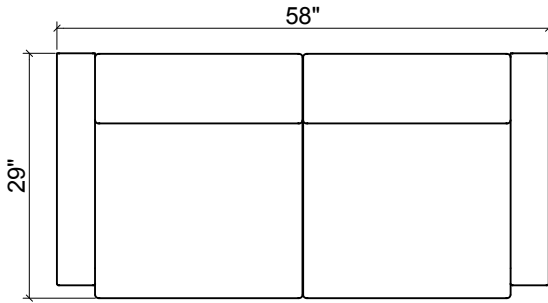
HA-OT-30S-ML



HA-OT-36S-ML

HA-001


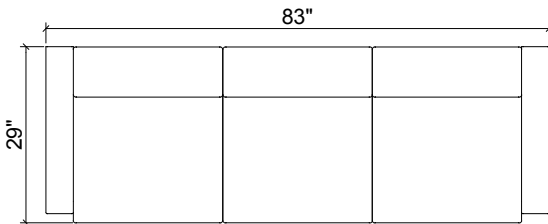
Total List \$4,230



Model Number	Qty	List	Extension
HA-LG-3025S-UB-ML-AL-G1	1	\$2,115	\$2,115
HA-LG-3025S-UB-ML-AR-G1	1	\$2,115	\$2,115

HA-002


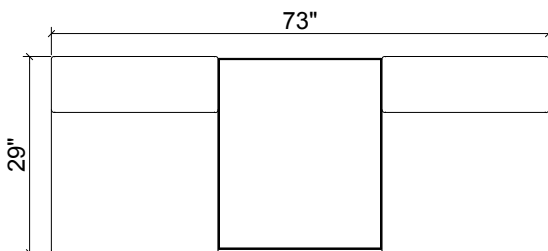
Total List \$6,015



Model Number	Qty	List	Extension
HA-LG-3025S-UB-ML-AL-G1	1	\$2,115	\$2,115
HA-LG-3025S-UB-ML-NA-G1	1	\$1,785	\$1,785
HA-LG-3025S-UB-ML-AR-G1	1	\$2,115	\$2,115

HA-003


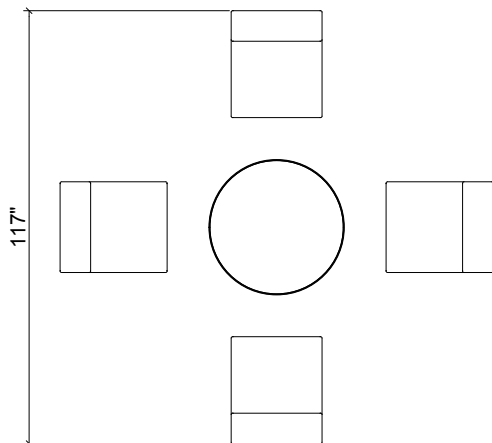
Total List \$4,948



Model Number	Qty	List	Extension
HA-LG-3025S-UB-ML-NA-G1	2	\$1,785	\$3,570
HA-OT-24S-UB-ML-G1	1	\$1,378	\$1,378

HA-004


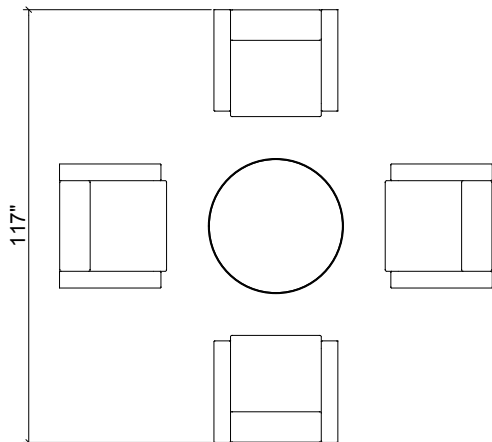
Total List \$8,818



Model Number	Qty	List	Extension
HA-LG-3025S-UB-ML-NA-G1	4	\$1,785	\$7,139
HA-OT-36D-ML-G1	1	\$1,679	\$1,679

HA-005

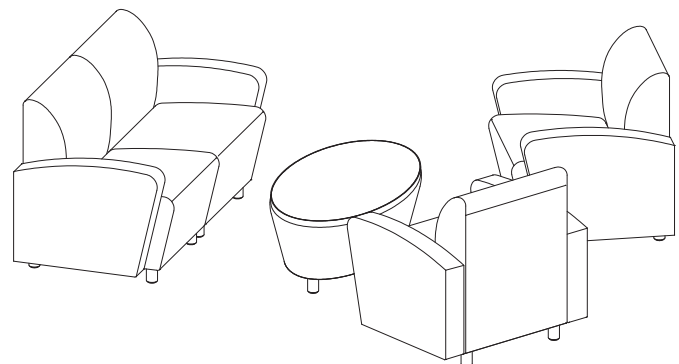
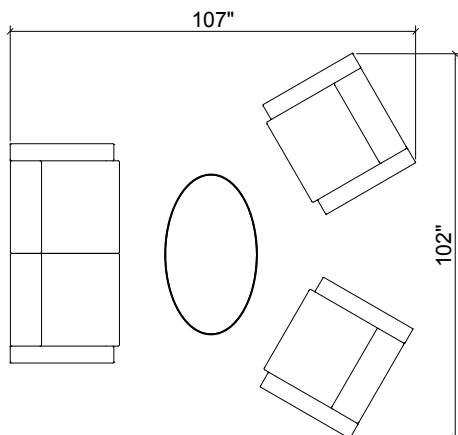
Total List \$11,454



Model Number	Qty	List	Extension
HA-LG-3025S-UB-ML-A2-G1	4	\$2,444	\$9,776
HA-OT-36D-ML-G1	1	\$1,679	\$1,679

HA-006

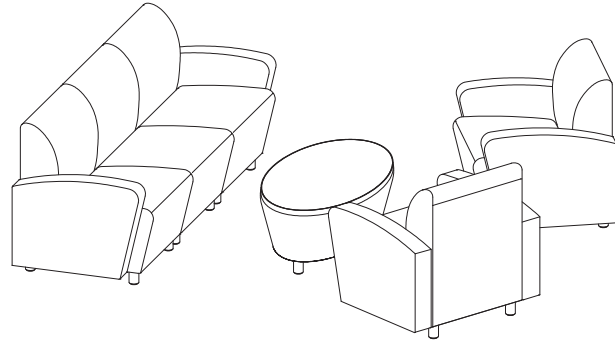
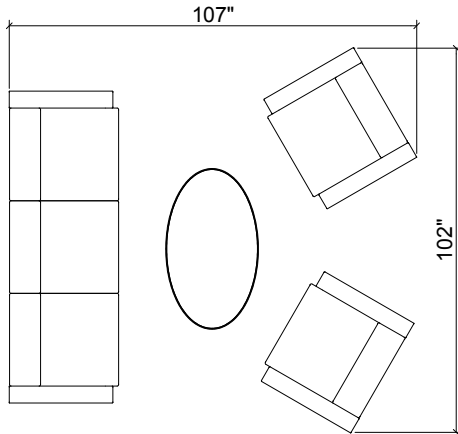
Total List \$10,626



Model Number	Qty	List	Extension
HA-LG-3025S-UB-ML-A2-G1	2	\$2,444	\$4,888
HA-LG-3025S-UB-ML-AL-G1	1	\$2,115	\$2,115
HA-LG-3025S-UB-ML-AR-G1	1	\$2,115	\$2,115
HA-OT-2442V-ML-G1	1	\$1,508	\$1,508

HA-007

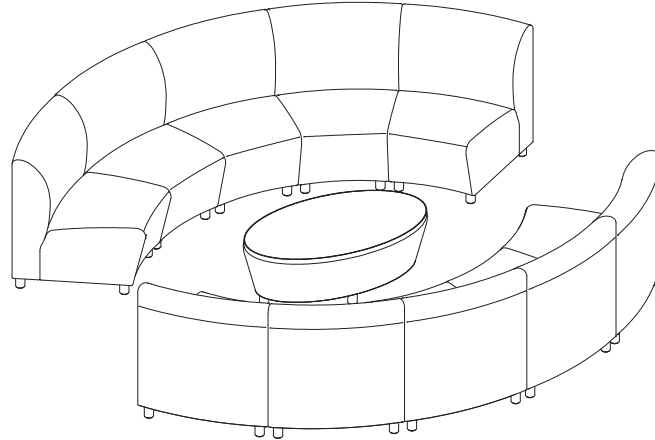
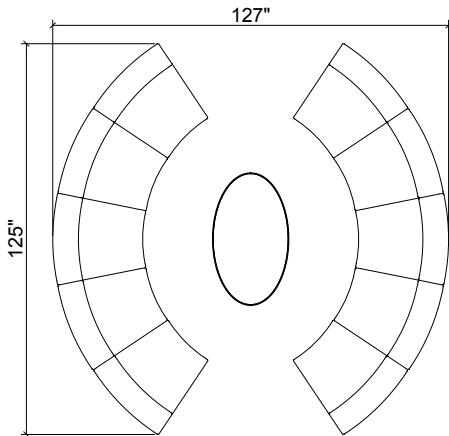
Total List \$12,411



Model Number	Qty	List	Extension
HA-LG-3025S-UB-ML-A2-G1	2	\$2,444	\$4,888
HA-LG-3025S-UB-ML-AL-G1	1	\$2,115	\$2,115
HA-LG-3025S-UB-ML-NA-G1	1	\$1,785	\$1,785
HA-LG-3025S-UB-ML-AR-G1	1	\$2,115	\$2,115
HA-OT-2442V-ML-G1	1	\$1,508	\$1,508

HA-008

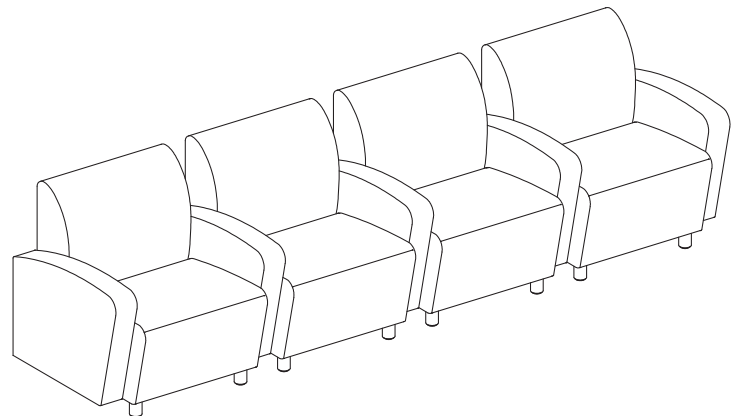
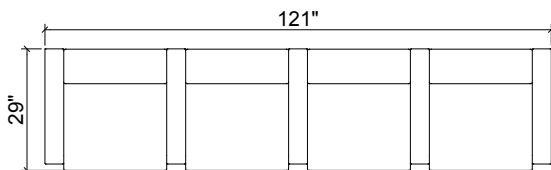
Total List \$21,496



Model Number	Qty	List	Extension
HA-LG-3022IC-UB-ML-NA-G1	10	\$1,999	\$19,988
HA-OT-2442V-ML-G1	1	\$1,508	\$1,508

HA-009


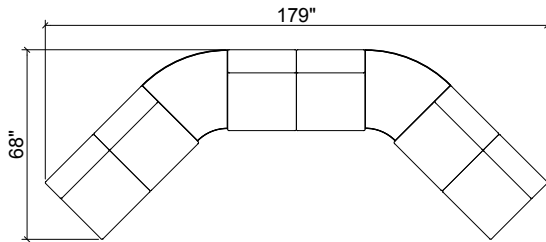
Total List \$8,789



Model Number	Qty	List	Extension
HA-LG-3025S-UB-ML-A2-G1	1	\$2,444	\$2,444
HA-LG-3025S-UB-ML-AR-G1	3	\$2,115	\$6,345

HA-010

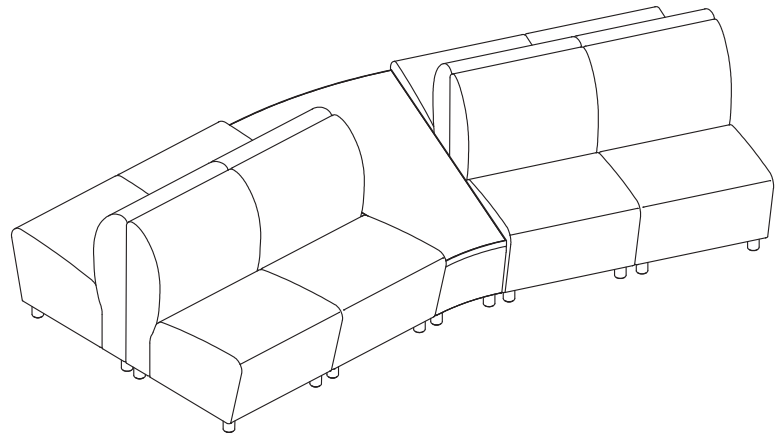
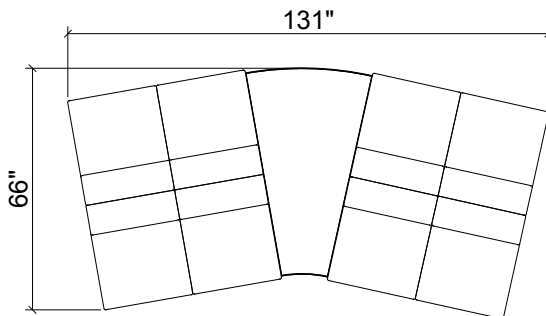
Total List \$13,591



Model Number	Qty	List	Extension
HA-LG-3025S-UB-ML-NA-G1	6	\$1,785	\$10,709
HA-OT-S45W-ML-G1	2	\$1,441	\$2,883

HA-011

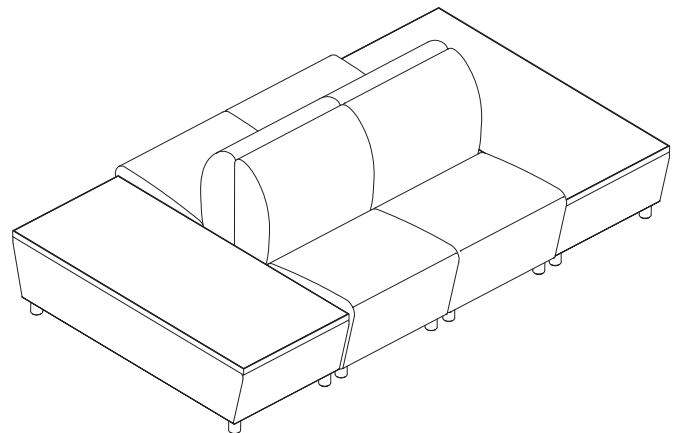
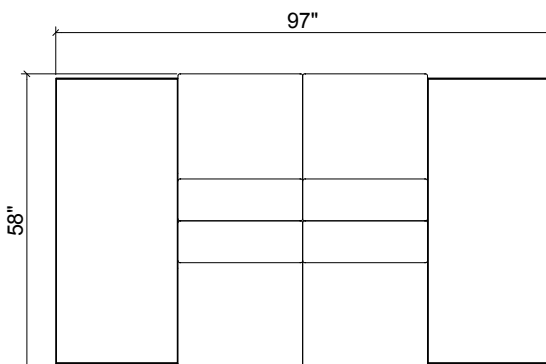
Total List \$16,286



Model Number	Qty	List	Extension
HA-LG-3025S-UB-ML-NA-G1	8	\$1,785	\$14,278
HA-OT-D22W-ML-G1	1	\$2,008	\$2,008

HA-012


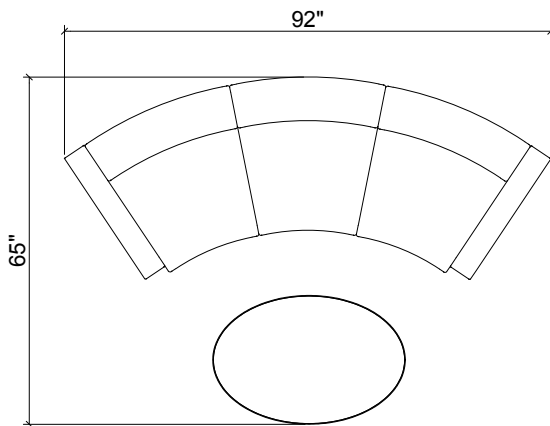
Total List \$10,970



Model Number	Qty	List	Extension
HA-LG-3025S-UB-ML-NA-G1	4	\$1,785	\$7,139
HA-OT-D24S-ML-G1	2	\$1,915	\$3,831

HA-013


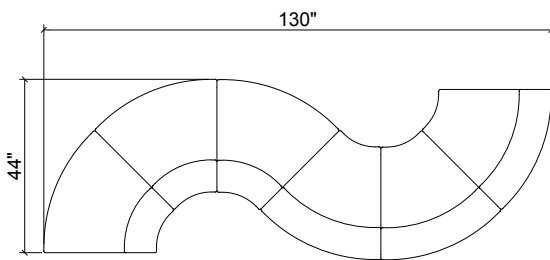
Total List \$8,057



Model Number	Qty	List	Extension
HA-LG-3022IC-UB-ML-AL-G1	1	\$2,329	\$2,329
HA-LG-3022IC-UB-ML-NA-G1	1	\$1,999	\$1,999
HA-LG-3022IC-UB-ML-AR-G1	1	\$2,329	\$2,329
HA-OT-2436V-ML-G1	1	\$1,400	\$1,400

HA-014


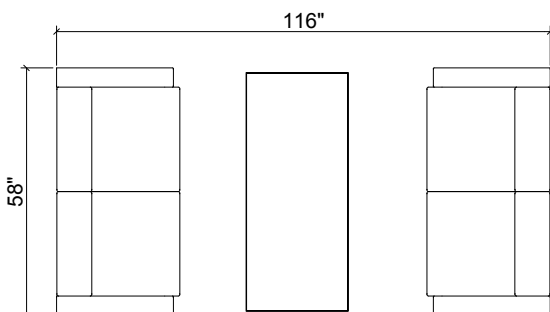
Total List \$11,993



Model Number	Qty	List	Extension
HA-LG-3045IC-UB-ML-NA-G1	3	\$1,999	\$5,996
HA-LG-3045OC-UB-ML-NA-G1	3	\$1,999	\$5,996

HA-015

Total List \$10,375



Model Number	Qty	List	Extension
HA-LG-3025S-UB-ML-AL-G1	2	\$2,115	\$4,230
HA-LG-3025S-UB-ML-AR-G1	2	\$2,115	\$4,230
HA-OT-D24S-ML-G1	1	\$1,915	\$1,915

Order Information	72
Specifications	73
Lounge	74
Typicals	79



LIATfurniture.com

694 North Main Street · Troutman, NC 28166
TF 888 440 8205

LIAT 
LOUNGE

Use this checklist to be sure you have all of the necessary information to place your order.

☐ **Catalog Number**

Use our build guides to create your catalog number.

☐ **Fabrics & Textiles**

Please specify vendor, pattern name and pattern color. See page 12 for a complete list of LIAT Graded-In Fabrics.

☐ **Accessories**

Contrasting Fabrics

When specifying contrasting upholstery, please clearly indicate which upholstery is to be applied to the tops, backs and sides. Use the higher grade for pricing purposes.

Fabric Direction

Please specify any special applications instructions. If no special instructions are provided with the order, LIAT will upholster the fabric at our own discretion, typically "Up The Roll" with any stripes/pattern going from front to back.

COM Order Information

All COM orders must include the following:

- Vendor name, pattern name and pattern color.
- Sample of the fabric attached with the order.
- Any special application instructions.
- Ship prepaid COM to:

LIAT Furniture
ATTN: COM Upholstery
694 North Main Street
Troutman, NC 28166

COM Policy

All yardage requirements for COM are based upon 54" plain non-direction material. Additional yardage may be required based on repeat and matching. All COM requires pre-approval by LIAT. Use the guide at the bottom of this page to estimate the required yardage. LIAT takes no responsibility when additional materials must be ordered. LIAT takes no responsibility for tailoring, wear-ability or application of COM fabrics & textiles. Any warranty claims for COM fabrics & textiles will fall to the original vendor of the material.

COM Fabric Repeat Guide **Based on 54" wide roll**

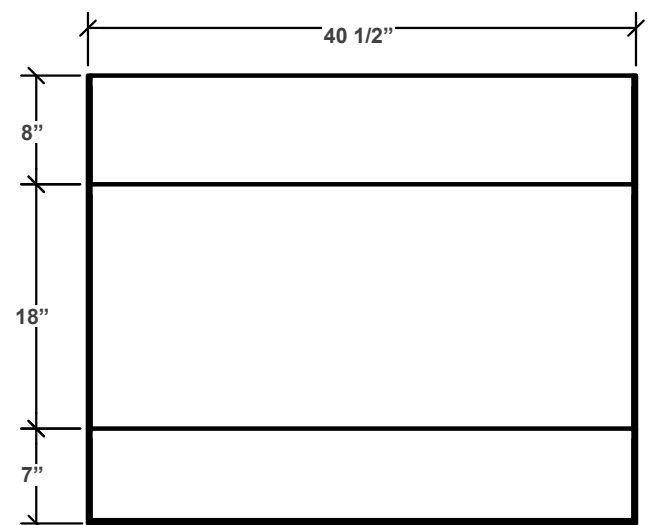
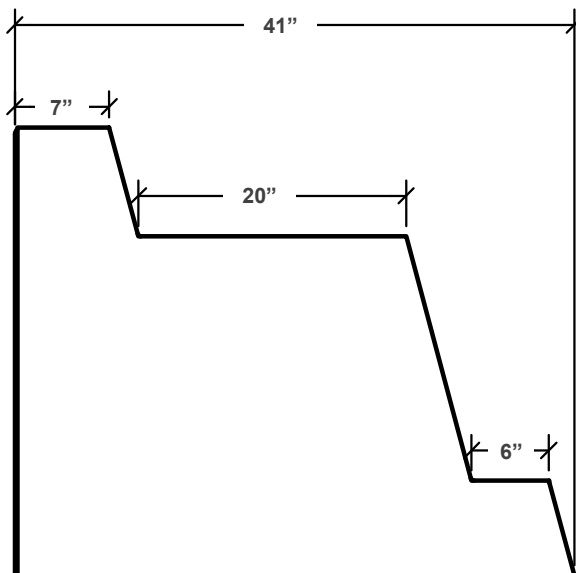
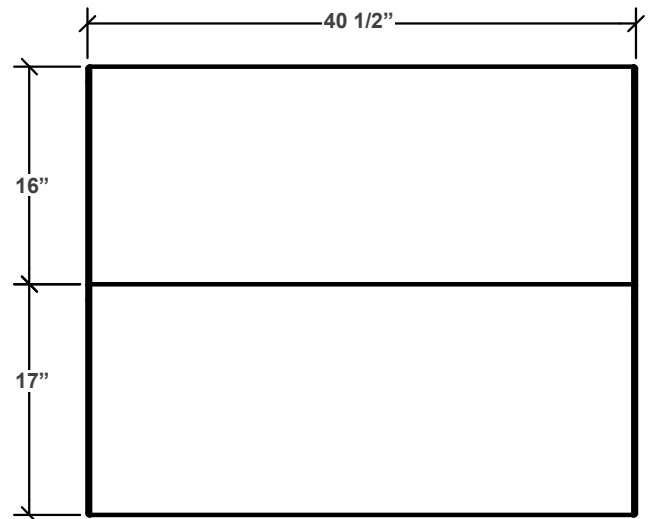
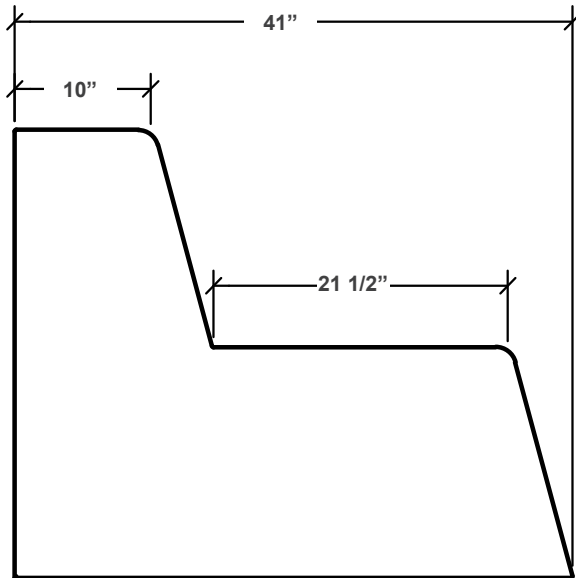
Plain Fabric	1-5" Repeat	6-10" Repeat	11-15" Repeat	16-20" Repeat	21-30" Repeat	31-40" Repeat	41"+
0%	10%	15%	20%	25%	30%	40%	50%

Lounge

The lounge frames are constructed of puzzle cut 7/8" thick plytanium with locking dog bone joint construction that is glued and staples. The frames are then covered with 1" thick high density polyurethane foam with a 1/2" Dacron topper.

Electrical / Power

The standard built-in power upgrade option shall be an all metal screw mounted flush face power and charging solution with 1 power and 2 USB 2.1A charging ports with a 72" cord length, constructed with 12A, 120 VAC spill resistant receptacles. The unit shall be finished in a Metallic Silver powder coat.



Part Number
Configurator

KO – **LG** – **1** **2** **3**

Required Selections

Component	Code	Description	2 Step	3 Step
1 Width	40	40" Wide	\$2,876	\$3,092
2 Step Count	2	2 Step	\$0	-
	3	3 Step	-	\$0
3 Shape	S	Straight	\$0	\$0
4 Divider	ND	No Divider	\$0	\$0
	UD	Upholstered Divider	\$1,236	\$1,236

Available Upgrades

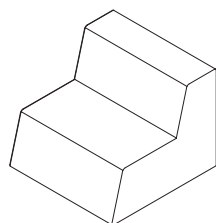
Component	Code	Description	2 Step	3 Step
5 Power	-PT	Power, Top Step, Center	\$375	\$375
	-PD	Power, Divider, Center	\$375	\$375

Divider Power Not Available Without Divider

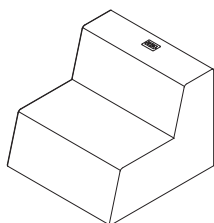
Fabric Selections

Component	Code	Description	No Divider	With Divider
6 Fabric Grade	-COM	Customers Own Material	\$0	\$0
		fabric requirements:	12	16
	-G1	Grade 1	\$0	\$0
	-G2	Grade 2	\$336	\$448
	-G3	Grade 3	\$672	\$896
	-G4	Grade 4	\$1,008	\$1,344
	-G5	Grade 5	\$1,344	\$1,792
	-G6	Grade 6	\$1,680	\$2,240
	-G7	Grade 7	\$2,016	\$2,688
	-G8	Grade 8	\$2,352	\$3,136

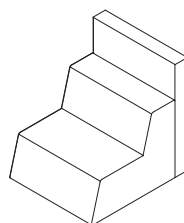
Quick Looks



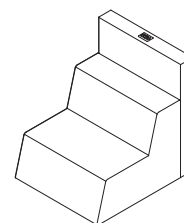
KO-LG-402S



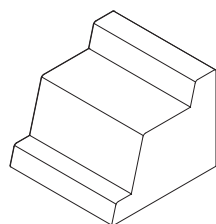
KO-LG-402S-PT



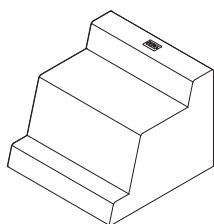
KO-LG-402S-UD



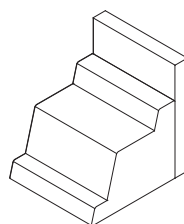
KO-LG-402S-UD-PD



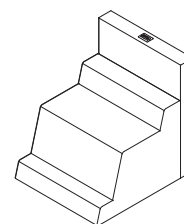
KO-LG-403S



KO-LG-403S-PT

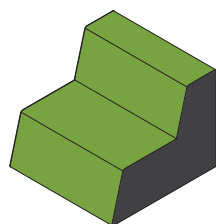


KO-LG-403S-UD

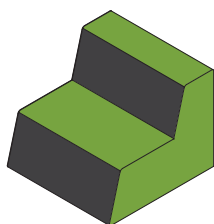


KO-LG-403S-UD-PD

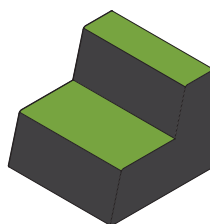
Fabric Combination Options



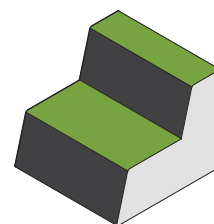
Tops & Fronts 1 | Sides 2



Tops & Sides 1 | Fronts 2



Tops 1 | Sides & Fronts 2



Tops 1 | Fronts 2 | Sides 3

Part Number
Configurator

KO – **LG** – **1** **2** **3**

Required Selections

Component	Code	Description	2 Step	3 Step
1 Width	40	40" Wide	\$3,407	\$3,701
2 Step Count	2	2 Step	\$0	-
	3	3 Step	-	\$0
3 Shape	IC	Inner Corner	\$0	\$0
4 Divider	NDX	No Divider	\$0	\$0
	UDL	Upholstered Divider, Left Side Facing	\$1,236	\$1,236
	UDR	Upholstered Divider, Right Side Facing	\$1,236	\$1,236

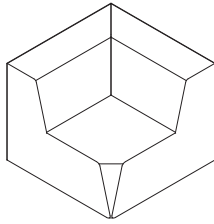
Available Upgrades

Component	Code	Description	2 Step	3 Step
5 Power	-PL	Power, Top Step, Left Side Facing, Center	\$375	\$375
	-PR	Power, Top Step, Right Side Facing, Center	\$375	\$375
	-PD	Power, Divider, Center	\$375	\$375
Divider Power Not Available Without Divider				

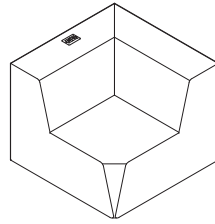
Fabric Selections

Component	Code	Description	No Divider	With Divider
6 Fabric Grade	-COM	Customers Own Material	\$0	\$0
		fabric requirements:	14	18
	-G1	Grade 1	\$0	\$0
	-G2	Grade 2	\$392	\$504
	-G3	Grade 3	\$784	\$1,008
	-G4	Grade 4	\$1,176	\$1,512
	-G5	Grade 5	\$1,568	\$2,016
	-G6	Grade 6	\$1,960	\$2,520
	-G7	Grade 7	\$2,352	\$3,024
	-G8	Grade 8	\$2,744	\$3,528

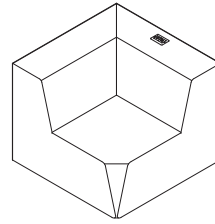
Quick Looks



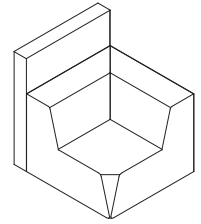
KO-LG-402IC



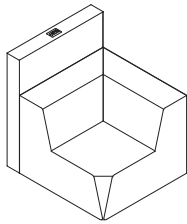
KO-LG-402IC-PL



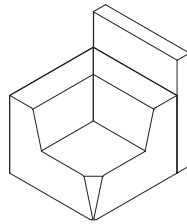
KO-LG-402IC-PR



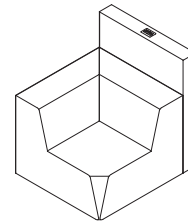
KO-LG-402IC-UDL



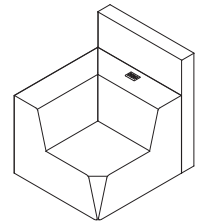
KO-LG-402IC-UDL-PD



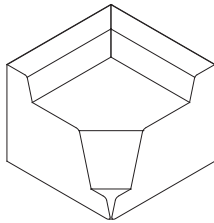
KO-LG-402IC-UDR



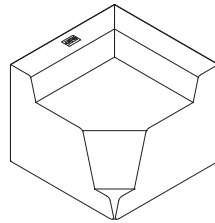
KO-LG-402IC-UDR-PD



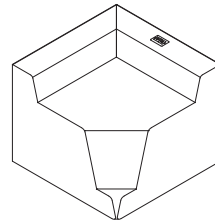
KO-LG-402IC-UDR-PR



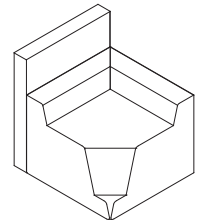
KO-LG-403IC



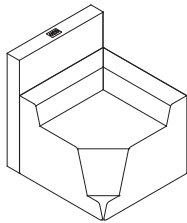
KO-LG-403IC-PL



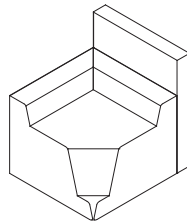
KO-LG-403IC-PR



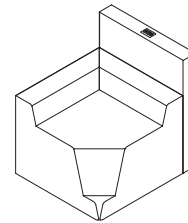
KO-LG-403IC-UDL



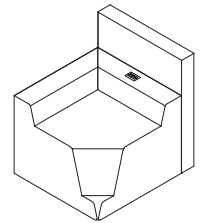
KO-LG-403IC-UDL-PD



KO-LG-403IC-UDR

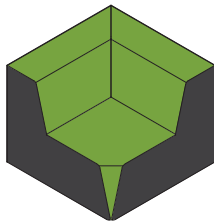


KO-LG-403IC-UDR-PD

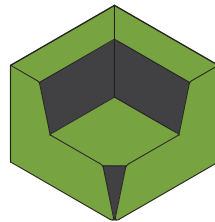


KO-LG-403IC-UDR-PR

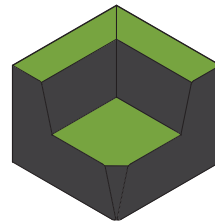
Fabric Combination Options



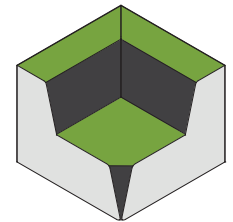
Tops & Fronts 1 | Sides 2



Tops & Sides 1 | Fronts 2



Tops 1 | Sides & Fronts 2



Tops 1 | Fronts 2 | Sides 3

Part Number
Configurator

KO – **LG** – **1** **2** **3**

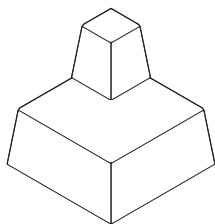
Required Selections

Component	Code	Description	2 Step	3 Step
1 Width	40	40" Wide	\$3,387	\$3,681
2 Step Count	2	2 Step	\$0	-
	3	3 Step	-	\$0
3 Shape	OC	Outer Corner	\$0	\$0
4 Divider	ND	No Divider	\$0	\$0

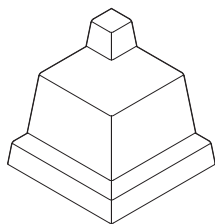
Fabric Selections

Component	Code	Description	No Divider
5 Fabric Grade	-COM	Customers Own Material	\$0
		fabric requirements:	12
	-G1	Grade 1	\$0
	-G2	Grade 2	\$336
	-G3	Grade 3	\$672
	-G4	Grade 4	\$1,008
	-G5	Grade 5	\$1,344
	-G6	Grade 6	\$1,680
	-G7	Grade 7	\$2,016
	-G8	Grade 8	\$2,352

Quick Looks

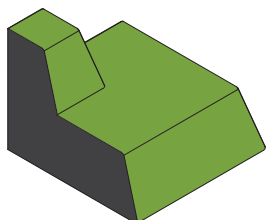


KO-LG-402OC

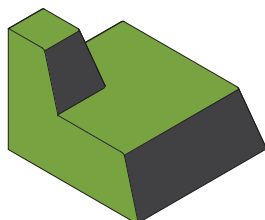


KO-LG-403OC

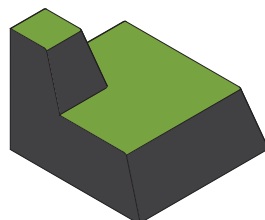
Fabric Combination Options



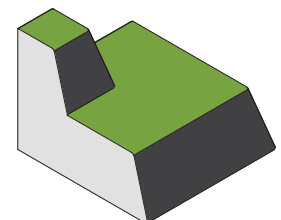
Tops & Fronts 1 | Sides 2



Tops & Sides 1 | Fronts 2



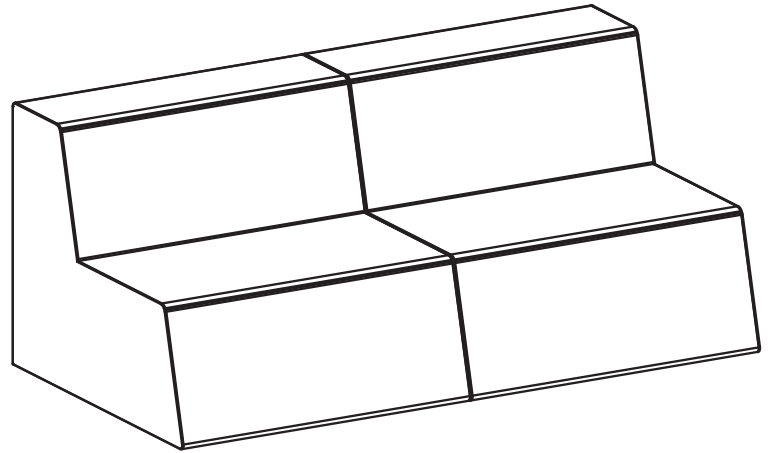
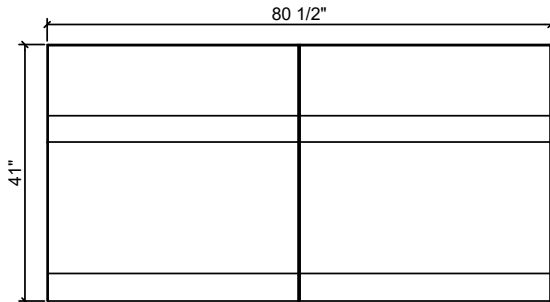
Tops 1 | Sides & Fronts 2



Tops 1 | Fronts 2 | Sides 3

KO-001

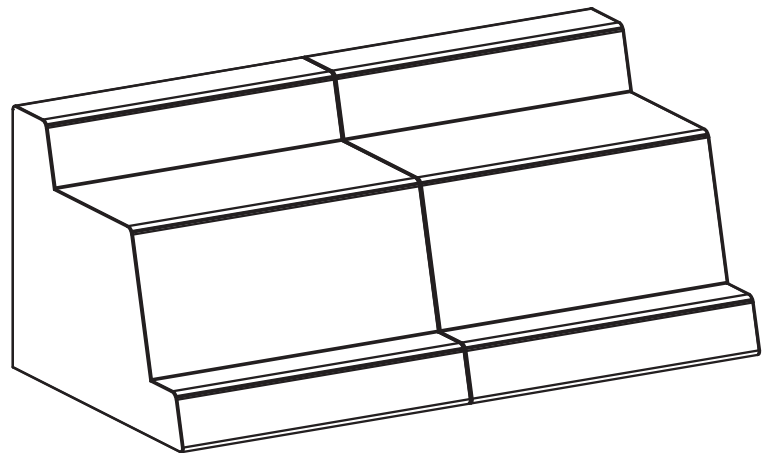
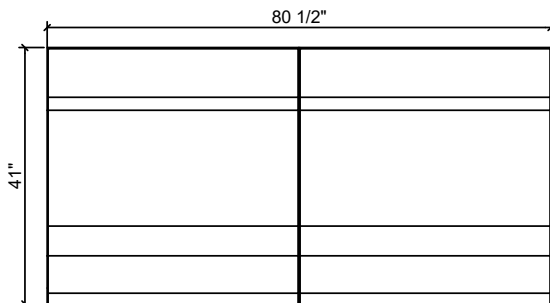
Total List \$5,752



Model Number	Qty	List	Extension
KO-LG-402S-ND-G1	2	\$2,876	\$5,752

KO-002

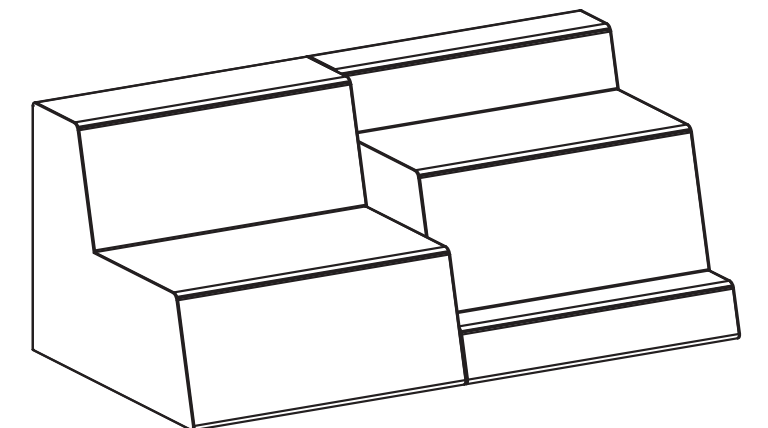
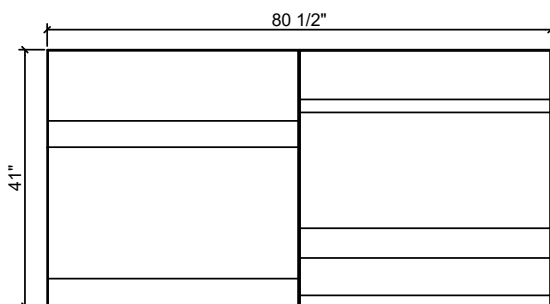
Total List \$6,185



Model Number	Qty	List	Extension
KO-LG-403S-ND-G1	2	\$3,092	\$6,185

KO-003

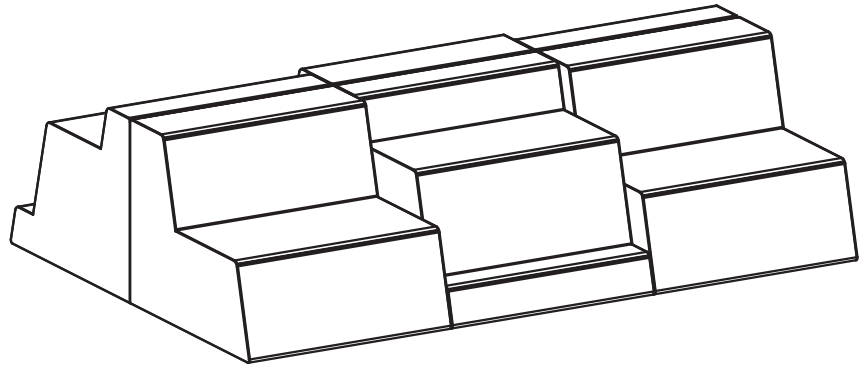
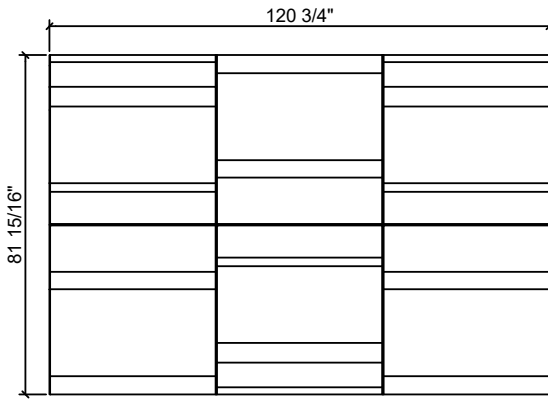
Total List \$5,968



Model Number	Qty	List	Extension
KO-LG-402S-ND-G1	1	\$2,876	\$2,876
KO-LG-403S-ND-G1	1	\$3,092	\$3,092

KO-004

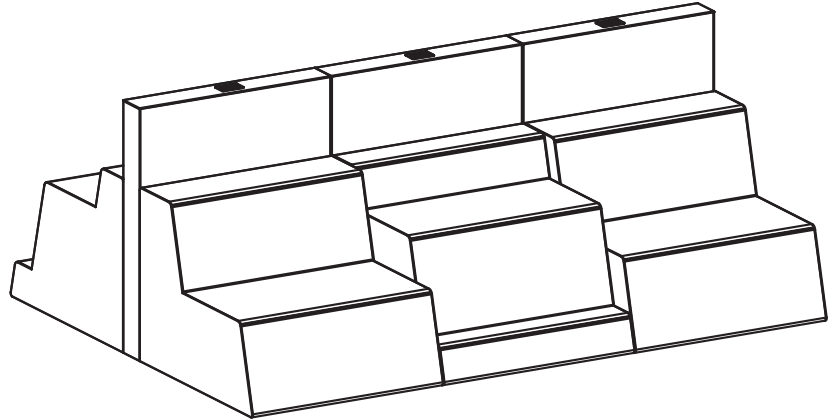
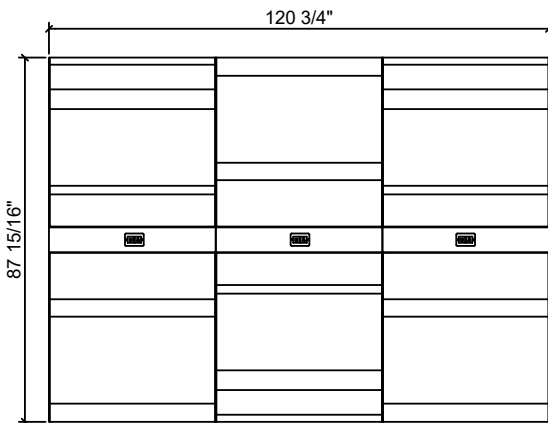
Total List \$17,905



Model Number	Qty	List	Extension
KO-LG-402S-ND-G1	3	\$2,876	\$8,628
KO-LG-403S-ND-G1	3	\$3,092	\$9,277

KO-005

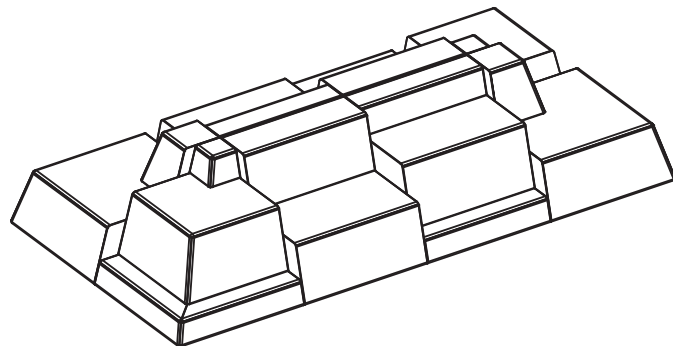
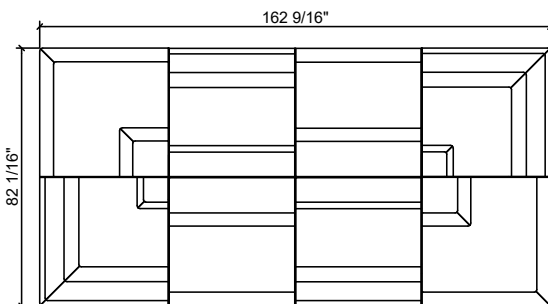
Total List \$22,737



Model Number	Qty	List	Extension
KO-LG-402S-UD-PD-G1	3	\$4,487	\$13,460
KO-LG-403S-ND-G1	3	\$3,092	\$9,277

KO-006

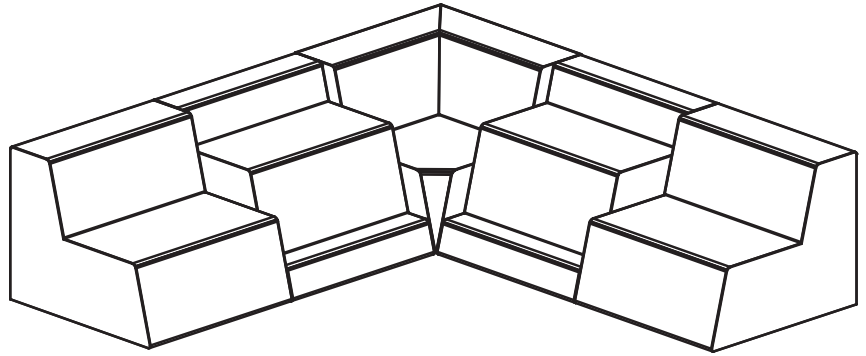
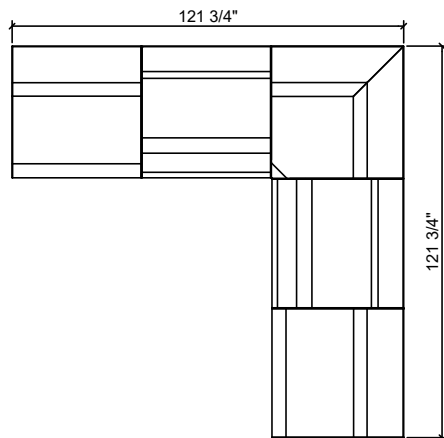
Total List \$26,072



Model Number	Qty	List	Extension
KO-LG-402S-ND-G1	2	\$2,876	\$5,752
KO-LG-402OC-ND-G1	2	\$3,387	\$6,773
KO-LG-403OC-ND-G1	2	\$3,681	\$7,362
KO-LG-403S-ND-G1	2	\$3,092	\$6,185

KO-007

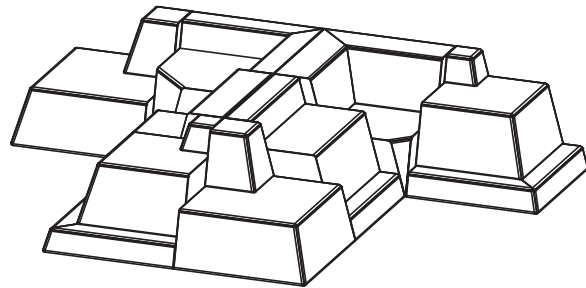
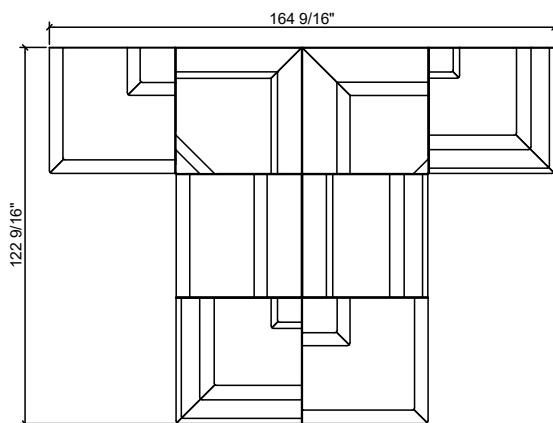
Total List \$15,344



Model Number	Qty	List	Extension
KO-LG-402S-ND-G1	2	\$2,876	\$5,752
KO-LG-402IC-NDX-G1	1	\$3,407	\$3,407
KO-LG-403S-ND-G1	2	\$3,092	\$6,185

KO-008

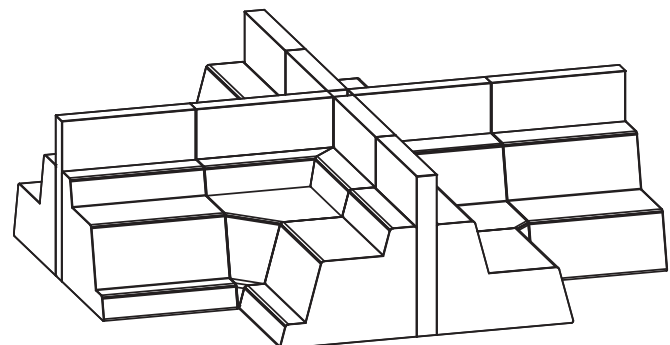
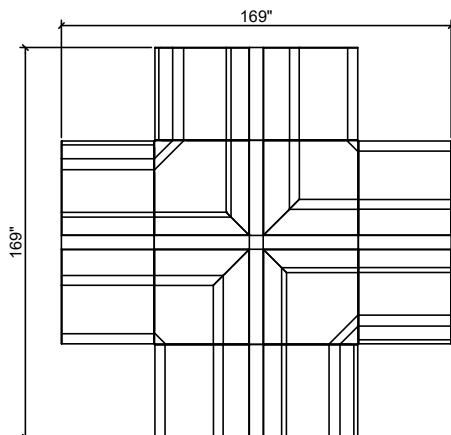
Total List \$27,211



Model Number	Qty	List	Extension
KO-LG-402S-ND-G1	1	\$2,876	\$2,876
KO-LG-402IC-NDX-G1	1	\$3,407	\$3,407
KO-LG-403IC-NDX-G1	1	\$3,701	\$3,701
KO-LG-402OC-ND-G1	2	\$3,387	\$6,773
KO-LG-403OC-ND-G1	2	\$3,681	\$7,362
KO-LG-403S-ND-G1	1	\$3,092	\$3,092

KO-009

Total List \$47,978



Model Number	Qty	List	Extension
KO-LG-402S-ND-G1	2	\$2,876	\$5,752
KO-LG-402S-UD-G1	2	\$4,112	\$8,224
KO-LG-402IC-UDR-G1	2	\$4,643	\$9,286
KO-LG-403S-ND-G1	2	\$3,092	\$6,185
KO-LG-403S-UD-G1	2	\$4,328	\$8,657
KO-LG-403IC-UDR-G1	2	\$4,937	\$9,874

Lenoir

Price List

Effective 11/1/2022

Ordering Information	83
Specifications	84
Upholstered Back	86
Occasional Tables	89
Typicals	92



LIATfurniture.com

694 North Main Street · Troutman, NC 28166
TF 888 440 8205

LIAT 
LOUNGE

Use this checklist to be sure you have all of the necessary information to place your order.

☐ **Catalog Number**

Use our build guides to create your catalog number.

☐ **Fabrics & Textiles**

Please specify vendor, pattern name and pattern color. See 12 for a complete list of LIAT Graded-In Fabrics.

☐ **Laminate Selection** ***Occasional Tables only***

Standard Wilsonart or Formica. Please specify manufacturer, color, finish and model number.

☐ **PVC Edge Band** ***Occasional Tables only***

See 8 for a complete list of standard LIAT PVC Edge Band options.

☐ **Accessories**

Contrasting Fabrics

When specifying contrasting upholstery, please clearly indicate which upholstery is to be applied to the seat, back and arms. Use the higher grade for pricing purposes.

Fabric Direction

Please specify any special applications instructions. If no special instructions are provided with the order, LIAT will upholster the fabric at our own discretion, typically "Up The Roll" with any stripes/pattern going from front to back.

COM Order Information

All COM orders must include the following:

- Vendor name, pattern name and pattern color.
- Sample of the fabric attached with the order.
- Any special application instructions.
- Ship prepaid COM to:

LIAT Furniture
ATTN: COM Upholstery
694 North Main Street
Troutman, NC 28166

COM Policy

All yardage requirements for COM are based upon 54" plain non-direction material. Additional yardage may be required based on repeat and matching. All COM requires pre-approval by LIAT. Use the guide at the bottom of this page to estimate the required yardage. LIAT takes no responsibility when additional materials must be ordered. LIAT takes no responsibility for tailoring, wear-ability or application of COM fabrics & textiles. Any warranty claims for COM fabrics & textiles will fall to the original vendor of the material.

COM Fabric Repeat Guide ***Based on 54" wide roll***

Plain Fabric	1-5" Repeat	6-10" Repeat	11-15" Repeat	16-20" Repeat	21-30" Repeat	31-40" Repeat	41"+
0%	10%	15%	20%	25%	30%	40%	50%

Lounge

The lounge frames are constructed of puzzle cut 7/8" thick plytanium with locking dog bone joint construction that is glued and stapled.

The seats are strapped with 3" Dymetrol elastic webbing and 4" thick high density polyurethane foam on the seat top and 1" thick high density foam on the front and sides with a 1/2" Dacron wrap.

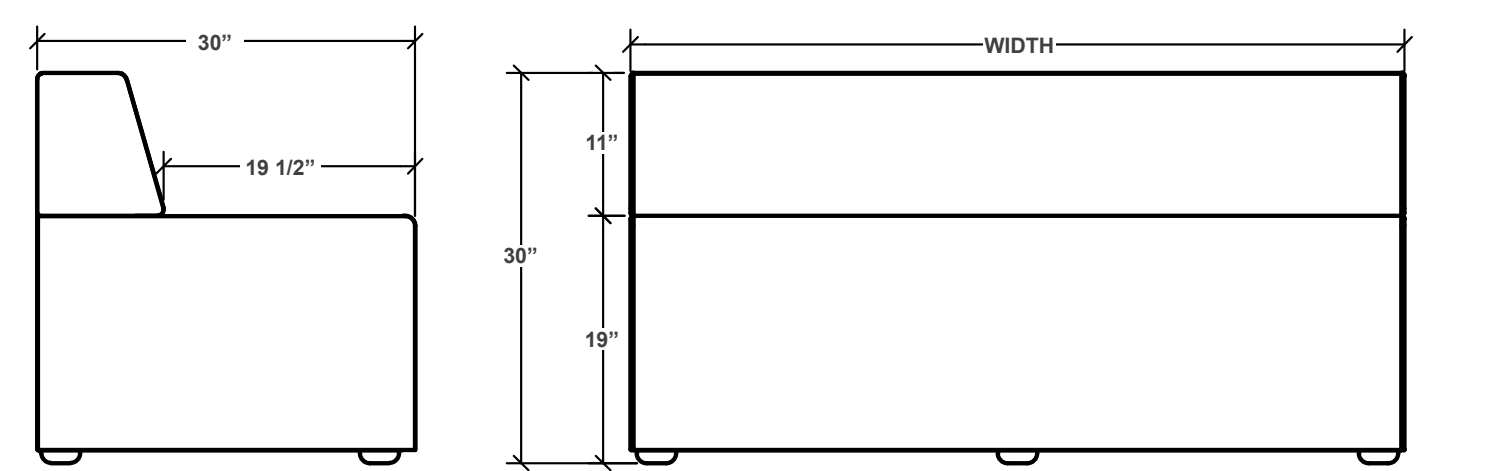
Occasional Tables

The occasional table frames are constructed of puzzle cut 7/8" thick plytanium with locking dog bone joint construction that is glued and stapled.

The tops are constructed of 1-1/8" thick particle board core with a .050" thick high pressure laminate top surface, a .020" thick phenolic backing sheet, and a 3mm PVC edge band.

Electrical / Power

The standard built-in power upgrade option shall be an all metal screw mounted flush face power and charging solution with 1 power and 2 USB 2.1A charging ports with a 72" cord length, constructed with 12A, 120 VAC spill resistant receptacles. The unit shall be finished in a Metallic Silver powder coat.

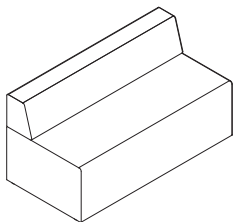


Part Number
Configurator

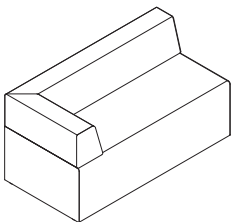
LN – **LG** – **1** **2** **3**

Required Selections								
Component	Code	Description	36" Wide	48" Wide	60" Wide	72" Wide	84" Wide	
1 Depth	30	30" Deep	\$1,938	\$2,070	\$2,697	\$2,933	\$3,354	
2 Width	36	36" Wide	\$0	-	-	-	-	
	48	48" Wide	-	\$0	-	-	-	
	60	60" Wide	-	-	\$0	-	-	
	72	72" Wide	-	-	-	\$0	-	
	84	84" Wide	-	-	-	-	\$0	
3 Shape	S	Straight	\$0	\$0	\$0	\$0	\$0	
Available Upgrades								
Component	Code	Description	36" Wide	48" Wide	60" Wide	72" Wide	84" Wide	
4 Half Back	-HBL	Half Back, Left Side Facing	-	\$0	\$0	\$0	\$0	
	-HBR	Half Back, Right Side Facing	-	\$0	\$0	\$0	\$0	
5 Arms	-AL	Arm, Left Side Facing	\$345	\$345	\$345	\$345	\$345	
		Not Available With Half Back, Right Side Facing (-HBR)						
	-AR	Arm, Right Side Facing	\$345	\$345	\$345	\$345	\$345	
		Not Available With Half Back, Left Side Facing (-HBL)						
	-A2	Arms, Both Sides	-	\$689	\$689	\$689	\$689	
		Not Available With Half Back						
6 Power	-PL	Power, Left Side Facing	\$347	\$347	\$347	\$347	\$347	
	-PR	Power, Right Side Facing	\$347	\$347	\$347	\$347	\$347	
Fabric Selections								
Component	Code	Description	36" Wide	48" Wide	60" Wide	72" Wide	84" Wide	
7 Fabric Grade	-COM	Customers Own Material	\$0	\$0	\$0	\$0	\$0	
		fabric requirements:	7	8	9	10	11	
	-G1	Grade 1	\$0	\$0	\$0	\$0	\$0	
	-G2	Grade 2	\$196	\$224	\$252	\$280	\$308	
	-G3	Grade 3	\$392	\$448	\$504	\$560	\$616	
	-G4	Grade 4	\$588	\$672	\$756	\$840	\$924	
	-G5	Grade 5	\$784	\$896	\$1,008	\$1,120	\$1,232	
	-G6	Grade 6	\$980	\$1,120	\$1,260	\$1,400	\$1,540	
	-G7	Grade 7	\$1,176	\$1,344	\$1,512	\$1,680	\$1,848	
	-G8	Grade 8	\$1,372	\$1,568	\$1,764	\$1,960	\$2,156	

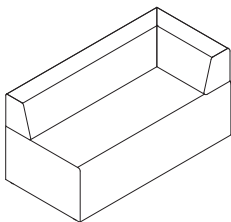
Quick Looks



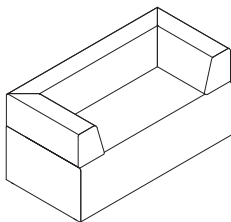
LN-LG-3060S



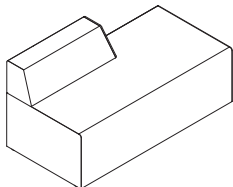
LN-LG-3060S-AL



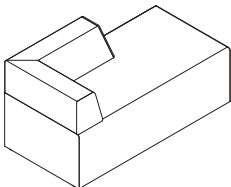
LN-LG-3060S-AR



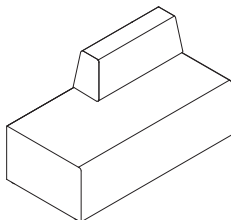
LN-LG-3060S-A2



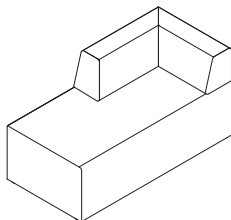
LN-LG-3060S-HBL



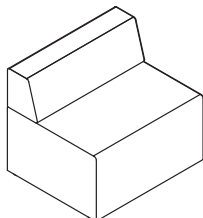
LN-LG-3060S-HBL-AL



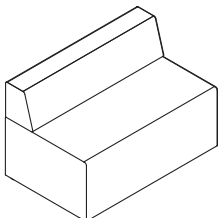
LN-LG-3060S-HBR



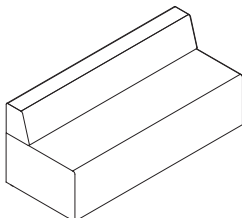
LN-LG-3060S-HBR-AR



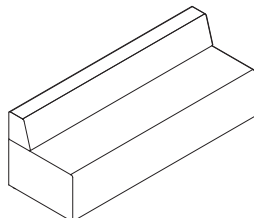
LN-LG-3036S



LN-LG-3048S

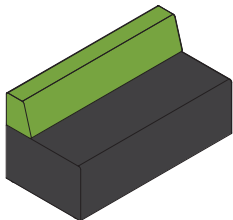


LN-LG-3072S

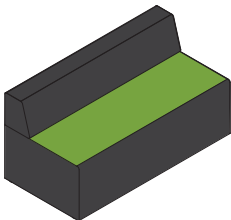


LN-LG-3084S

Fabric Combination Options



Seat 1 | Back 2



Main 1 | Seat Top 2

Part Number
Configurator

LN – **LG** – **1** **2** **3**

Required Selections

Component	Code	Description	48" Radius	60" Radius	72" Radius
1 Depth	30	30" Deep	\$2,351	\$2,351	\$2,351
2 Radius	48	48" Radius	\$0	-	-
	60	60" Radius	-	\$0	-
	72	72" Radius	-	-	\$0
3 Shape	IC	Inner Curve	\$53	\$53	\$53
	OC	Outer Curve	\$0	\$0	\$0

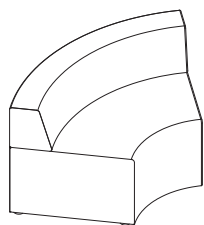
Available Upgrades

Component	Code	Description	48" Radius	60" Radius	72" Radius
4 Power	-PL	Power, Left Side Facing	\$345	\$345	\$345
	-PR	Power, Right Side Facing	\$345	\$345	\$345

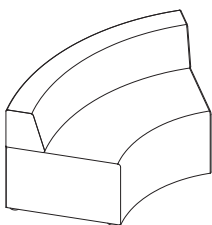
Fabric Selections

Component	Code	Description	Inner Curve	Outer Curve
5 Fabric Grade	-COM	Customers Own Material	\$0	\$0
		fabric requirements:	8	7
	-G1	Grade 1	\$0	\$0
	-G2	Grade 2	\$224	\$196
	-G3	Grade 3	\$448	\$392
	-G4	Grade 4	\$672	\$588
	-G5	Grade 5	\$896	\$784
	-G6	Grade 6	\$1,120	\$980
	-G7	Grade 7	\$1,344	\$1,176
	-G8	Grade 8	\$1,568	\$1,372

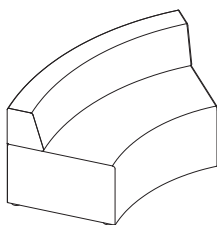
Quick Looks



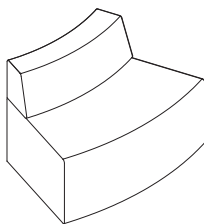
LN-LG-3048IC



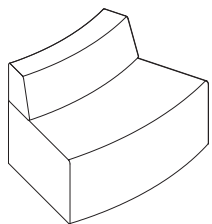
LN-LG-3060IC



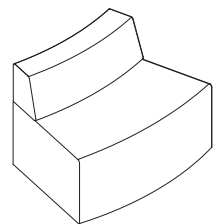
LN-LG-3072IC



LN-LG-3048OC

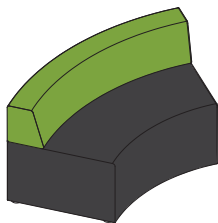


LN-LG-3060OC

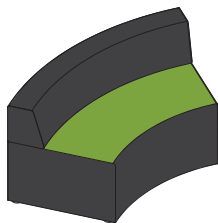


LN-LG-3072OC

Fabric Combination Options

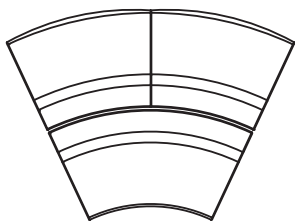


Seat 1 | Back 2



Main 1 | Seat Top 2

Note:



(1) Inner Curve to (2) Outer Curves

Part Number
Configurator

LN – **OT** – **1** **2** **3**

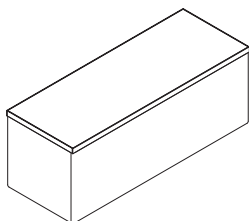
Required Selections

Component	Code Description	24" Long	36" Long	48" Long	60" Long	72" Long
1 Depth	18 18" Deep	\$1,365	\$1,542	\$1,798	\$2,201	\$2,330
2 Length	24 24" Long	\$0	-	-	-	-
	36 36" Long	-	\$0	-	-	-
	48 48" Long	-	-	\$0	-	-
	60 60" Long	-	-	-	\$0	-
	72 72" Long	-	-	-	-	\$0
3 Shape	R Rectangle	\$0	\$0	\$0	\$0	\$0

Fabric Selections

Component	Code Description	24" Long	36" Long	48" Long	60" Long	72" Long
4 Fabric Grade	-COM Customers Own Material	\$0	\$0	\$0	\$0	\$0
	fabric requirements (yards):	2.00	2.50	3.25	4.25	4.50
	-G1 Grade 1	\$0	\$0	\$0	\$0	\$0
	-G2 Grade 2	\$60	\$75	\$98	\$128	\$135
	-G3 Grade 3	\$118	\$148	\$192	\$251	\$266
	-G4 Grade 4	\$176	\$220	\$286	\$374	\$396
	-G5 Grade 5	\$236	\$295	\$384	\$502	\$531
	-G6 Grade 6	\$294	\$368	\$478	\$625	\$662
	-G7 Grade 7	\$352	\$440	\$572	\$748	\$792
	-G8 Grade 8	\$412	\$515	\$670	\$876	\$927

Quick Looks



LN-OT-1848R

Part Number
Configurator

LN – **OT** – **1** **2**

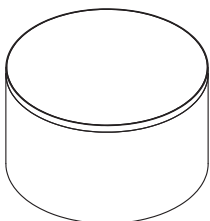
Required Selections

Component	Code	Description	18" Dia	24" Dia	30" Dia	36" Dia	42" Dia
1 Size	18	18" Diameter	\$1,475	-	-	-	-
	24	24" Diameter	-	\$1,525	-	-	-
	30	30" Diameter	-	-	\$1,710	-	-
	36	36" Diameter	-	-	-	\$1,929	-
	42	42" Diameter	-	-	-	-	\$2,237
2 Shape	D	Round	\$0	\$0	\$0	\$0	\$0

Fabric Selections

Component	Code	Description	18" Dia	24" Dia	30" Dia	36" Dia	42" Dia
3 Fabric Grade	-COM	Customers Own Material	\$0	\$0	\$0	\$0	\$0
		fabric requirements (yards):	2.00	2.00	2.00	2.00	2.00
	-G1	Grade 1	\$0	\$0	\$0	\$0	\$0
	-G2	Grade 2	\$60	\$75	\$83	\$98	\$120
	-G3	Grade 3	\$118	\$148	\$162	\$192	\$236
	-G4	Grade 4	\$176	\$220	\$242	\$286	\$352
	-G5	Grade 5	\$236	\$295	\$325	\$384	\$472
	-G6	Grade 6	\$294	\$368	\$404	\$478	\$588
	-G7	Grade 7	\$352	\$440	\$484	\$572	\$704
	-G8	Grade 8	\$412	\$515	\$567	\$670	\$824

Quick Looks



LN-OT-30D

Part Number
Configurator

LN – **OT** – **1** **2**

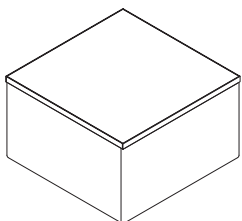
Required Selections

Component	Code	Description	18" Dia	24" Dia	30" Dia	36" Dia	42" Dia
1 Size	18	18" Square	\$1,379	-	-	-	-
	24	24" Square	-	\$1,558	-	-	-
	30	30" Square	-	-	\$1,743	-	-
	36	36" Square	-	-	-	\$1,962	-
	42	42" Square	-	-	-	-	\$2,272
2 Shape	S	Square	\$0	\$0	\$0	\$0	\$0

Fabric Selections

Component	Code	Description	18" Dia	24" Dia	30" Dia	36" Dia	42" Dia
3 Fabric Grade	-COM	Customers Own Material	\$0	\$0	\$0	\$0	\$0
		fabric requirements (yards):	2.00	2.00	2.00	2.00	2.00
	-G1	Grade 1	\$0	\$0	\$0	\$0	\$0
	-G2	Grade 2	\$68	\$83	\$90	\$105	\$128
	-G3	Grade 3	\$133	\$162	\$177	\$207	\$251
	-G4	Grade 4	\$198	\$242	\$264	\$308	\$374
	-G5	Grade 5	\$266	\$325	\$354	\$413	\$502
	-G6	Grade 6	\$331	\$404	\$441	\$515	\$625
	-G7	Grade 7	\$396	\$484	\$528	\$616	\$748
	-G8	Grade 8	\$464	\$567	\$618	\$721	\$876

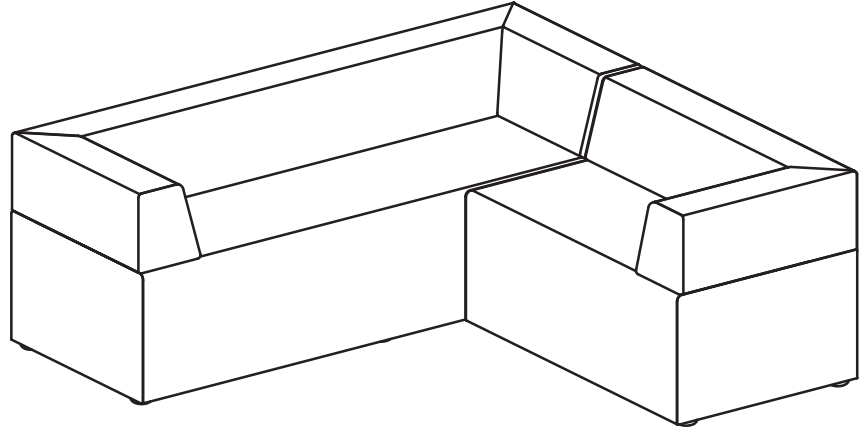
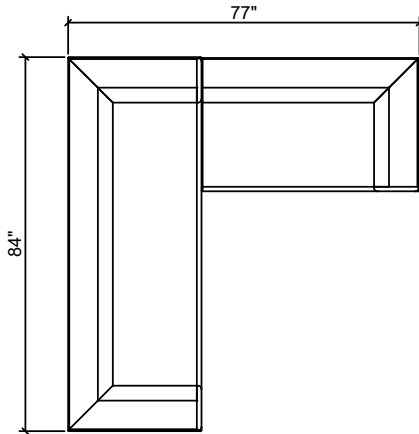
Quick Looks



LN-OT-30S

LN-001

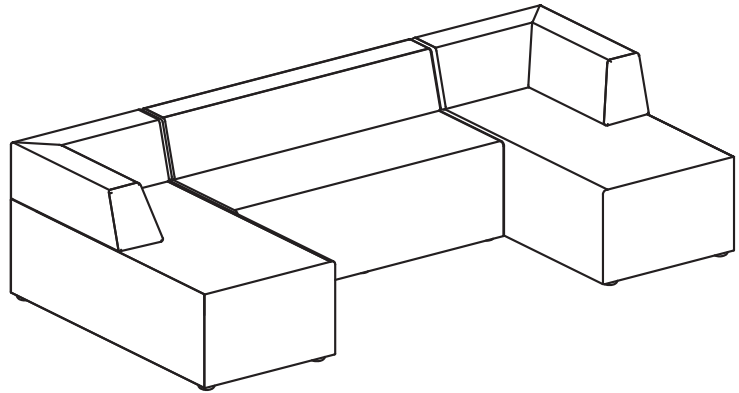
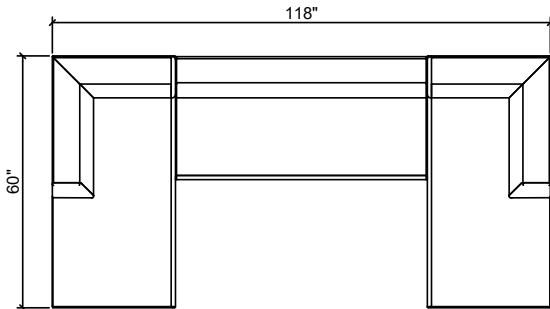
Total List \$7,086



Model Number	Qty	List	Extension
LN-LG-3084S-A2-G1	1	\$4,044	\$4,044
LN-LG-3060S-AR-G1	1	\$3,042	\$3,042

LN-002

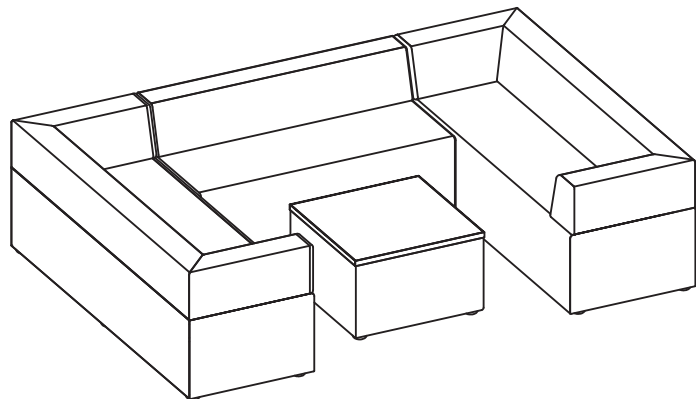
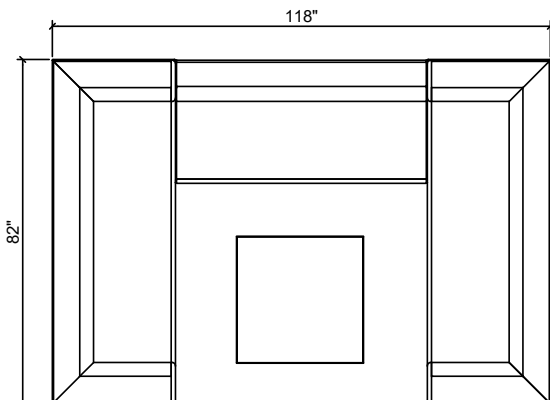
Total List \$8,781



Model Number	Qty	List	Extension
LN-LG-3060S-G1	1	\$2,697	\$2,697
LN-LG-3060S-HBR-AR-G1	1	\$3,042	\$3,042
LN-LG-3060S-HBL-AL-G1	1	\$3,042	\$3,042

LN-003

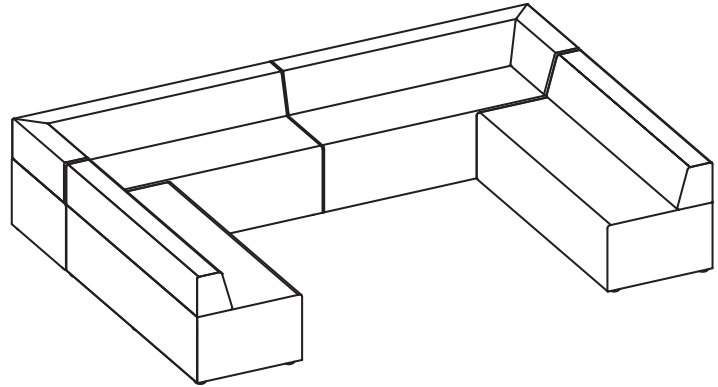
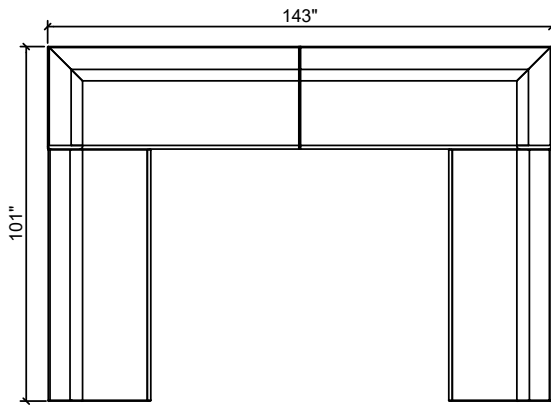
Total List \$12,528



Model Number	Qty	List	Extension
LN-LG-3060S-G1	1	\$2,697	\$2,697
LN-LG-3084S-A2-G1	2	\$4,044	\$8,087
LN-OT-30S-G1	1	\$1,743	\$1,743

LN-004

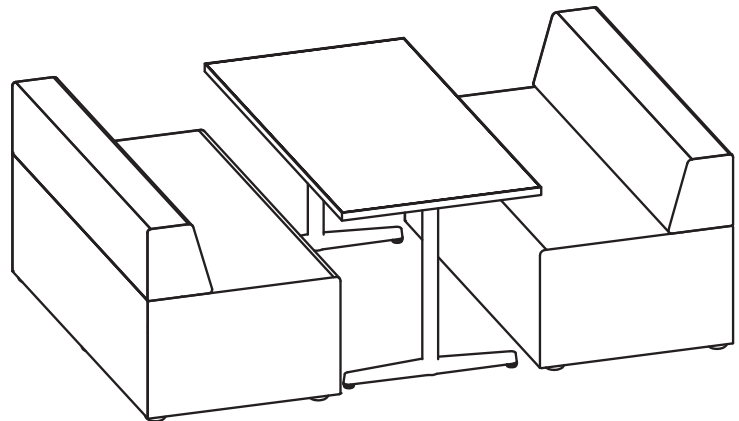
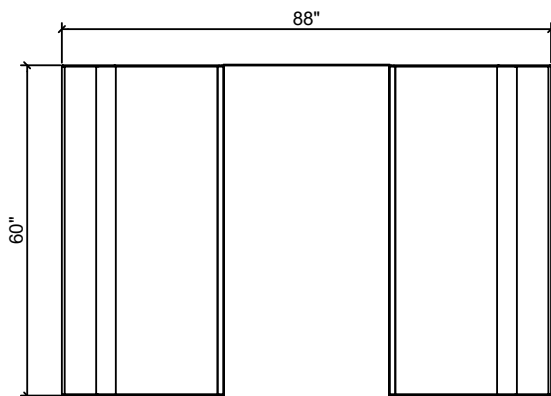
Total List \$12,421



Model Number	Qty	List	Extension
LN-LG-3072S-G1	2	\$2,933	\$5,866
LN-LG-3072S-AR-G1	1	\$3,277	\$3,277
LN-LG-3072S-AL-G1	1	\$3,277	\$3,277

LN-005

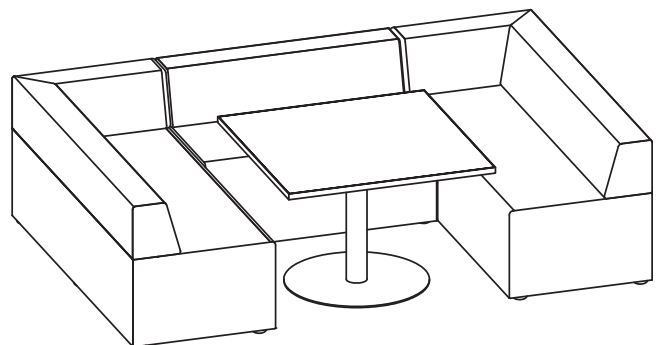
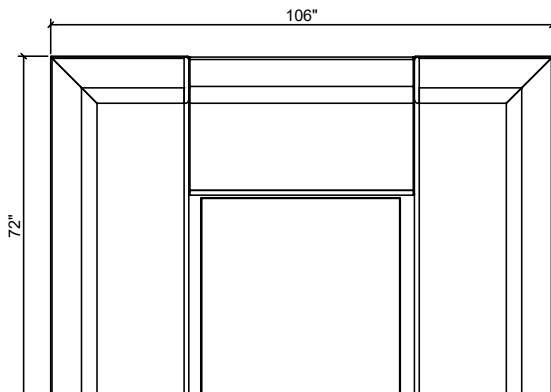
Total List \$6,469



Model Number	Qty	List	Extension
LN-LG-3060S-G1	2	\$3,042	\$5,394
NA-ST-3060R-29-TB	1	\$1,075	\$1,075

LN-006

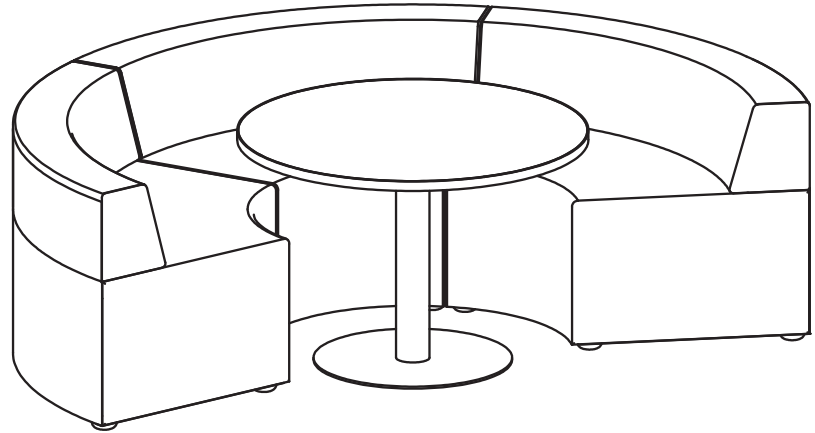
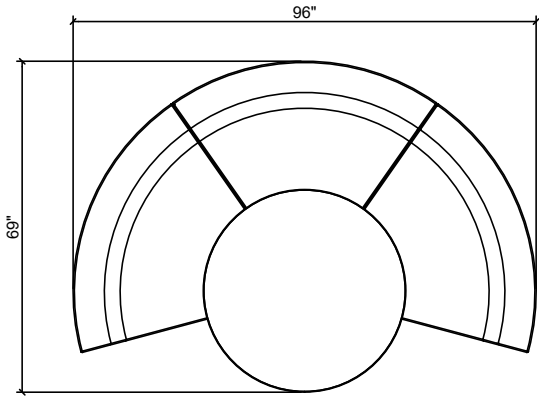
Total List \$10,058



Model Number	Qty	List	Extension
LN-LG-3048S-G1	1	\$2,070	\$2,070
LN-LG-3072S-AR-G1	1	\$3,277	\$3,277
LN-LG-3072S-AL-G1	1	\$3,277	\$3,277
NA-ST-42S-29-DB	1	\$1,434	\$1,434

LN-007


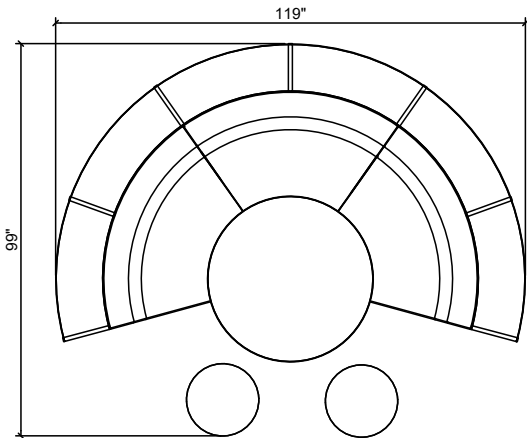
Total List \$8,711



Model Number	Qty	List	Extension
LN-LG-3048IC-G1	3	\$2,404	\$7,212
NA-ST-42D-29-DB	1	\$1,499	\$1,499

LN-008

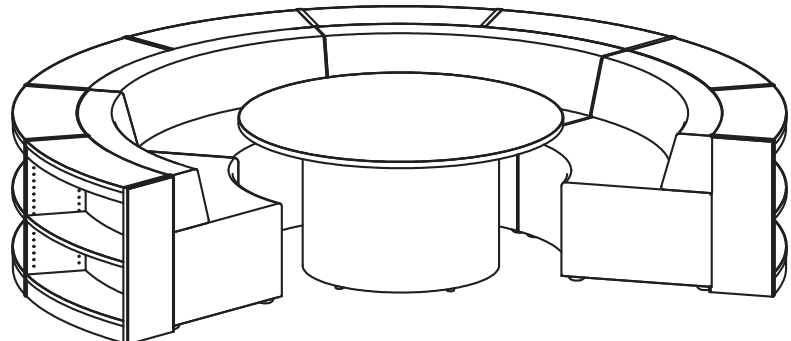
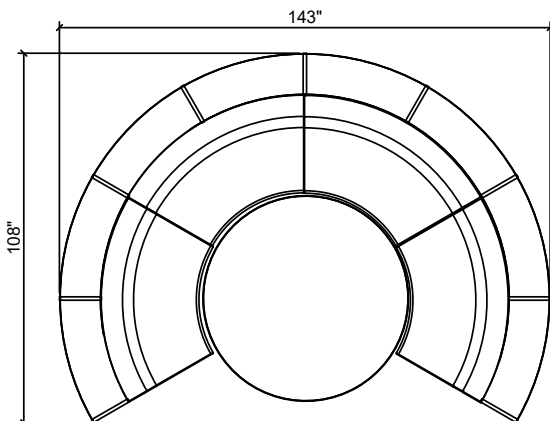
Total List \$18,691



Model Number	Qty	List	Extension
LN-LG-3048IC-G1	3	\$2,404	\$7,212
NA-ST-42D-29-DB	1	\$1,499	\$1,499
BE-LG-18D-18-G1	2	\$938	\$1,877
BL-SH-4812-R48BC-OC-S	1	\$1,498	\$1,498
BL-SH-4812-R48BC-OC-A	4	\$1,321	\$5,284
BL-SH-4812-R48BC-OC-S	1	\$1,321	\$1,321

LN-009

Total List \$20,002



Model Number	Qty	List	Extension
LN-LG-3060IC-G1	4	\$2,404	\$9,616
BE-ST-60D-29-G1	1	\$2,181	\$2,181
BL-SH-3012-R60BC-OC-S	1	\$1,128	\$1,128
BL-SH-3012-R60BC-OC-A	6	\$1,011	\$6,066
BL-SH-3012-R60BC-OC-E	1	\$1,011	\$1,011

Ordering Information	96
Specifications	97
Lounge	98



LIATfurniture.com

694 North Main Street · Troutman, NC 28166
TF 888 440 8205

LIAT 
LOUNGE

Use this checklist to be sure you have all of the necessary information to place your order.

☐ **Catalog Number**

Use our build guides to create your catalog number.

☐ **Fabrics & Textiles**

Please specify vendor, pattern name and pattern color. See page 12 for a complete list of LIAT Graded-In Fabrics.

☐ **Wood Species** ****Wood leg products only****

Maple or Oak.

☐ **Wood Finish** ****Wood leg products only****

See page 11 for a complete list of standard LIAT Wood Finishes.

☐ **Accessories**

Contrasting Fabrics

When specifying contrasting upholstery, please clearly indicate which upholstery is to be applied to the seat, back and arms. Use the higher grade for pricing purposes.

Fabric Direction

Please specify any special applications instructions. If no special instructions are provided with the order, LIAT will upholster the fabric at our own discretion, typically "Up The Roll" with any stripes/pattern going from front to back.

COM Order Information

All COM orders must include the following:

- Vendor name, pattern name and pattern color.
- Sample of the fabric attached with the order.
- Any special application instructions.
- Ship prepaid COM to:

LIAT Furniture
ATTN: COM Upholstery
694 North Main Street
Troutman, NC 28166

COM Policy

All yardage requirements for COM are based upon 54" plain non-direction material. Additional yardage may be required based on repeat and matching. All COM requires pre-approval by LIAT. Use the guide at the bottom of this page to estimate the required yardage. LIAT takes no responsibility when additional materials must be ordered. LIAT takes no responsibility for tailoring, wear-ability or application of COM fabrics & textiles. Any warranty claims for COM fabrics & textiles will fall to the original vendor of the material.

COM Fabric Repeat Guide ****Based on 54" wide roll****

Plain Fabric	1-5" Repeat	6-10" Repeat	11-15" Repeat	16-20" Repeat	21-30" Repeat	31-40" Repeat	41"+
0%	10%	15%	20%	25%	30%	40%	50%

Lounge

The lounge frames are constructed of puzzle cut 7/8" thick plytanium with locking dog bone joint construction that is glued and stapled. The frame is attached to a 4-leg swivel base.

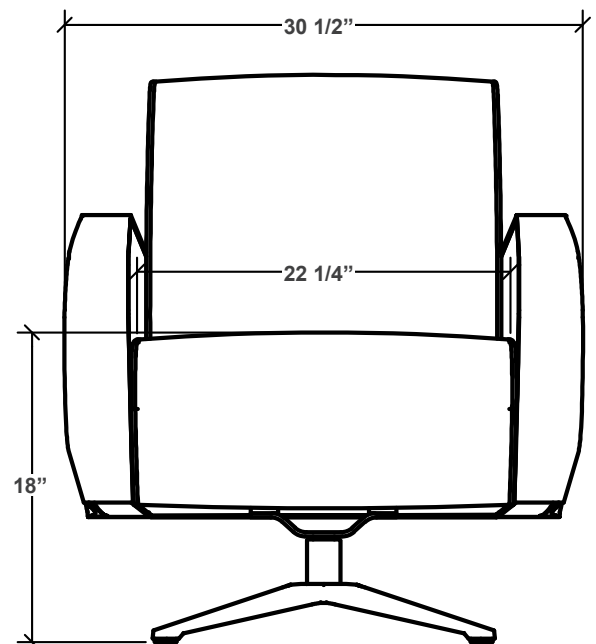
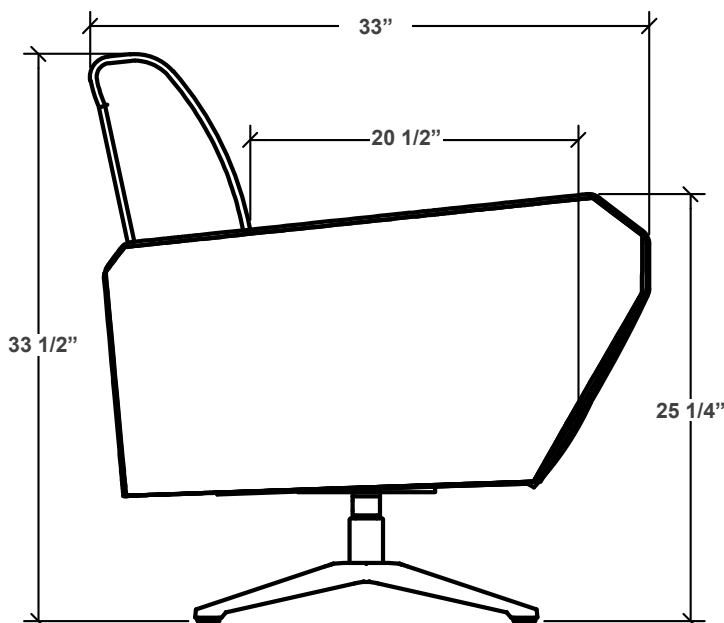
The seat uses 8 gauge no sag sinuous springs with 3-1/2" thick high density polyurethane foam.

The backs use 11 gauge no sag sinuous springs with 2-1/2" thick high density polyurethane foam.

Ottomans

The ottoman frames are constructed of puzzle cut 7/8" thick plytanium with locking dog bone joint construction that is glued and stapled. The frame is attached to a 4-leg swivel base.

The ottomans are covered with 2-1/2" thick high density polyurethane foam.



Part Number
Configurator

SE – **LG** – **1** **2** – **3**

Required Selections

Component	Code	Description	30" Wide
1 Depth	32	32" Deep	\$2,862
shipping weight			90
2 Width	30	Single-Seat Lounge	\$0
3 Style	UB	Upholstered Back	\$0

Fabric Selections

Component	Code	Description	30" Wide
8 Fabric Grade	-COM	Customers Own Material	\$0
fabric requirements:			5 yards
	-G1	Grade 1	\$0
	-G2	Grade 2	\$140
	-G3	Grade 3	\$280
	-G4	Grade 4	\$420
	-G5	Grade 5	\$560
	-G6	Grade 6	\$700
	-G7	Grade 7	\$840
	-G8	Grade 8	\$980

Quick Looks



SE-LG-3230-UB

Fabric Combination Options



Seat & Back 1 | Arms 2



Seat 1 | Back & Arms 2



Seat & Arms 1 | Back 2

Part Number
Configurator

SE – **LG** – **1** **2** – **3**

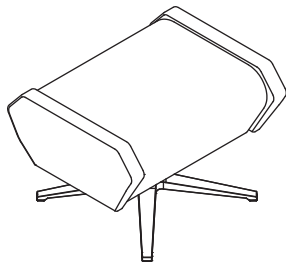
Required Selections

Component	Code	Description	28" Wide
1 Depth	23	23" Deep	\$1,968
shipping weight			30
2 Width	28	Single-Seat Lounge	\$0
3 Style	OM	Ottoman	\$0

Fabric Selections

Component	Code	Description	28" Wide
5 Fabric Grade	-COM	Customers Own Material	\$0
fabric requirements:			2 yards
	-G1	Grade 1	\$0
	-G2	Grade 2	\$56
	-G3	Grade 3	\$112
	-G4	Grade 4	\$168
	-G5	Grade 5	\$224
	-G6	Grade 6	\$280
	-G7	Grade 7	\$336
	-G8	Grade 8	\$392

Quick Looks



SE-LG-2328-OM

Fabric Combination Option



Seat & Back 1 | Arms 2

Shelby

Price List

Effective 11/1/2022

Ordering Information	101
Specifications	102
Lounge	105
Carrels	107
Returns	108
Typicals	109



LIATfurniture.com

694 North Main Street · Troutman, NC 28166
TF 888 440 8205

LIAT 
LOUNGE

Use this checklist to be sure you have all of the necessary information to place your order.

☐ **Catalog Number**

Use our build guides to create your catalog number.

☐ **Fabrics & Textiles**

Please specify vendor, pattern name and pattern color. See page 12 for a complete list of LIAT Graded-In Fabrics.

☐ **PET Felt**

See page 11 for a complete list of available PET Felt color options.

☐ **Laminate Selection**

Standard Wilsonart or Formica. Please specify manufacturer, color, finish and model number.

☐ **PVC Edge Band**

See page 8 for a complete list of standard LIAT PVC Edge Band options.

☐ **Accessories**

Contrasting Fabrics

When specifying contrasting upholstery, please clearly indicate which upholstery is to be applied to the seat, back and arms. Use the higher grade for pricing purposes.

Fabric Direction

Please specify any special applications instructions. If no special instructions are provided with the order, LIAT will upholster the fabric at our own discretion, typically "Up The Roll" with any stripes/pattern going from front to back.

COM Order Information

All COM orders must include the following:

- Vendor name, pattern name and pattern color.
- Sample of the fabric attached with the order.
- Any special application instructions.
- Ship prepaid COM to:

LIAT Furniture
ATTN: COM Upholstery
694 North Main Street
Troutman, NC 28166

COM Policy

All yardage requirements for COM are based upon 54" plain non-direction material. Additional yardage may be required based on repeat and matching. All COM requires pre-approval by LIAT. Use the guide at the bottom of this page to estimate the required yardage. LIAT takes no responsibility when additional materials must be ordered. LIAT takes no responsibility for tailoring, wear-ability or application of COM fabrics & textiles. Any warranty claims for COM fabrics & textiles will fall to the original vendor of the material.

COM Fabric Repeat Guide **Based on 54" wide roll**

Plain Fabric	1-5" Repeat	6-10" Repeat	11-15" Repeat	16-20" Repeat	21-30" Repeat	31-40" Repeat	41"+
0%	10%	15%	20%	25%	30%	40%	50%

Lounge

The lounge frames are constructed of puzzle cut 7/8" thick plytanium with locking dog bone joint construction that is glued and stapled.

The surround is wrapped in a Dacron wrap and fully upholstered. The surround is offered in a low (25" high) height and a high (32" high) height.

The seat is strapped with 3" Dymetrol elastic webbing and 3" thick high density polyurethane foam with a 1/2" Dacron topper.

The backs are strapped with 3" Dymetrol elastic webbing and 2" thick high density polyurethane foam.

The arm cap is constructed of 1" thick particle board core with high pressure laminate on the exposed face and a backer sheet on the bottom face.

Removable tablet arms are available in both right side facing and left side facing, and are constructed of 1" thick particle board core with high pressure laminate on the exposed face and a backer sheet on the bottom face. Tablet arms revolve 360 degrees. Tablet arms are not designed to be used for sitting, leaning, or supporting heavy objects. Good judgment of use and risk of breakage will be your responsibility.

Returns

The return frames are constructed of puzzle cut 7/8" thick plytanium with locking dog bone joint construction that is glued and stapled. The returns are wrapped in a Dacron wrap and fully upholstered. The returns are offered in a low (25" high) height and a high (32" high) height. The returns can be a half width return or a full width return. The returns are available in both right side facing and left side facing options, and must match the arm/tablet side of the lounge it is paired with.

Carrels

The carrel frames are constructed of puzzle cut 7/8" thick plytanium with locking dog bone joint construction that is glued and stapled. The carrel surrounds are wrapped in a Dacron wrap and fully upholstered. The carrel surround is only offered in the high (32" high) height, with a 29" high work surface. The top is constructed of 1" thick particle board core with high pressure laminate on the exposed face and a backer sheet on the bottom face.

Dividers

Shelby products can include 18" high dividers constructed out of either 1/4" thick clear acrylic frosted on both sides, or 3/8" thick PET felt. Both divider styles attach to the surround frames with glass clamps and screws.

Power

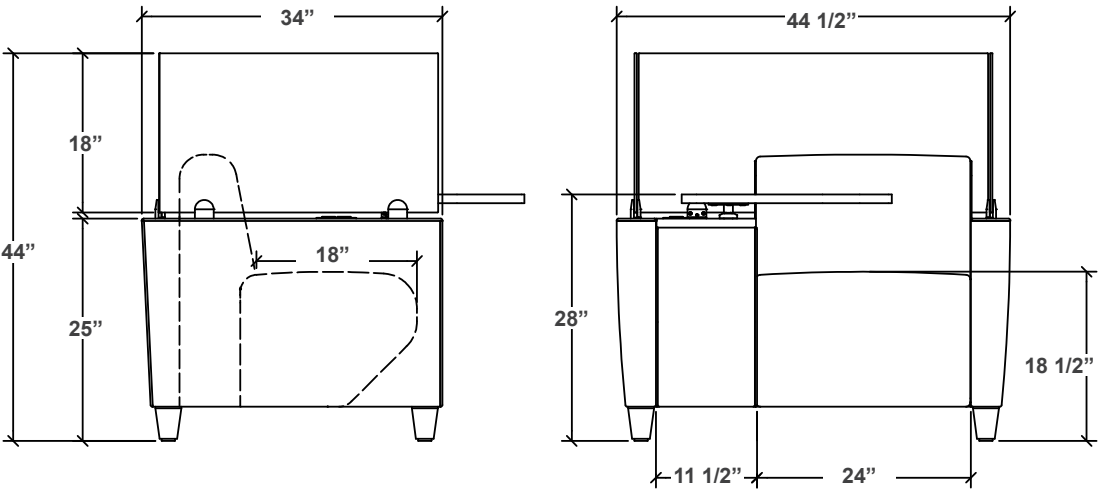
The standard built-in power upgrade option shall be an all metal screw mounted flush face power and charging solution with 1 power and 2 USB 2.1A charging ports with a 72" cord length, constructed with 12A, 120 VAC spill resistant receptacles. The unit shall be finished in a Metallic Silver powder coat. The power option is available with both the Den and the Carrel product groups.

Light / Power Combo

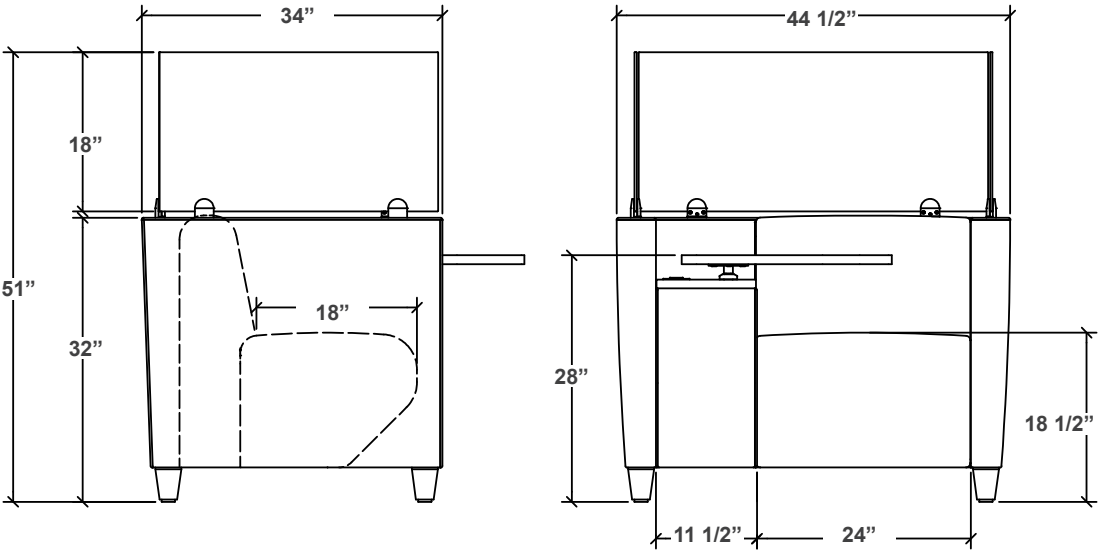
The standard built-in light/ power upgrade option shall be an all metal flush mounted light and power charging solution with 1 power and 2 USB 2.1A charging ports with a 72" cord length, constructed with 12A, 120 VAC spill resistant receptacles. The unit shall be finished in a Matte White powder coat. The light is of telescoping 'antenna style' design that collapses into the work surface when not in use providing a flush mount storage. The lights include 6 LEDs (Light Emitting Diodes) at a color temperature of 3,500 Kelvin and CRI (color rendering index) of 80. The lights have a rated life of 35,000 hours of use with an efficacy of 88.59 lumens/watt and a total light output of up to 660 lumens (110 lumens/LED). The light/power combo option is only available with the Carrel product group.

Part Number
Configurator

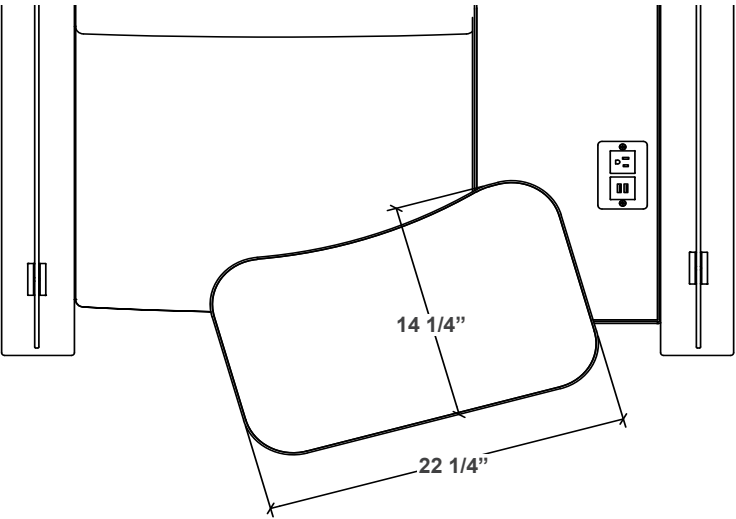
Lounge
Low Surround



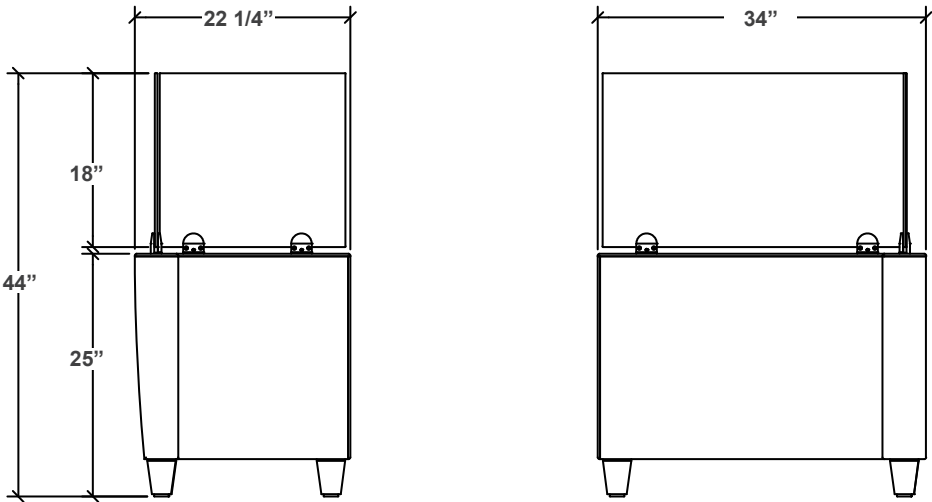
Lounge
High Surround



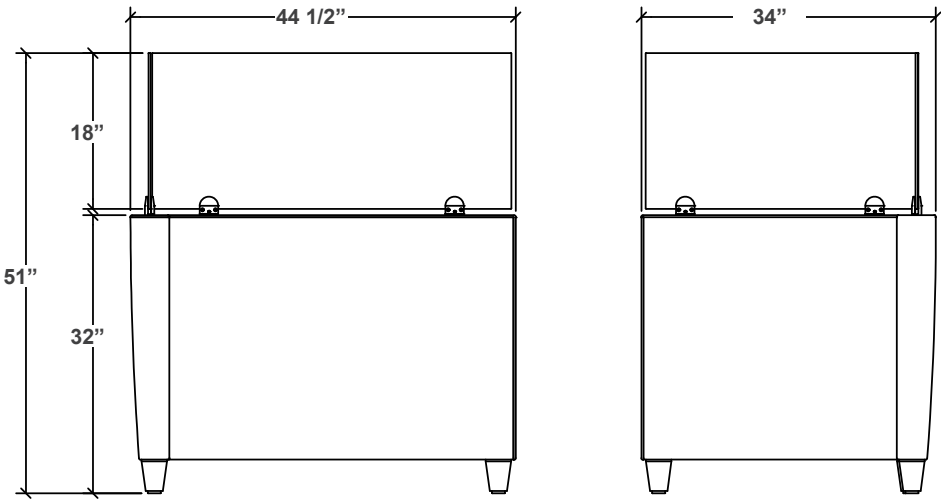
Lounge
Tablet Arm



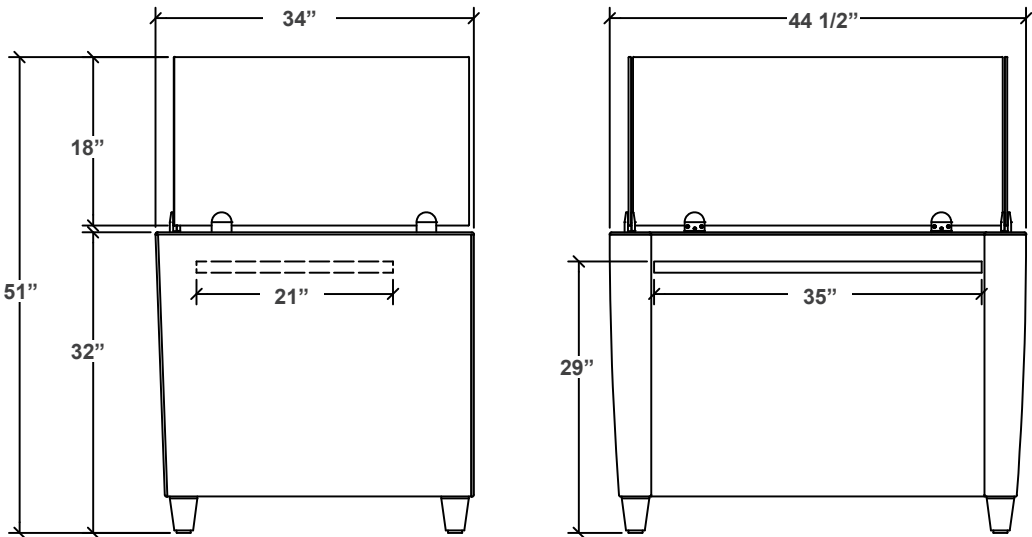
Half Return
Low Surround



Full Return
High Surround



Carrel
High Surround



Part Number
Configurator

SY – **LG** – **1** **2** **3** – **4** – **5**

Required Selections

Component	Code	Description	45" Wide
1 Depth	34	34" Deep	\$4,037
			unit weight 125 lbs
2 Width	45	45" Wide	\$0
3 Product Style	UB	Upholstered Back	\$0
4 Surround Height	LS	Low Surround	\$0
	HS	High Surround	\$0
			high surround unit weight + 20 lbs
5 Tablet Style	XTL	No Tablet, Left Side Facing	\$0
	XTR	No Tablet, Right Side Facing	\$0
	TAL	Tablet Arm, Left Side Facing	\$389
	TAR	Tablet Arm, Right Side Facing	\$389
			tablet arm unit weight + 5 lbs

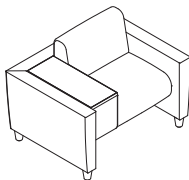
Available Upgrades

Component	Code	Description	45" Wide
6 Divider	-AD	Acrylic Divider	\$1,038
	-FD	PET Felt Divider	\$844
			unit weight + 5 lbs
7 Power	-P	Power (Silver)	\$347

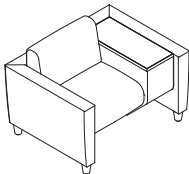
Fabric Selections

Component	Code	Description	45" Wide
8 Fabric Grade	-COM	Customers Own Material	\$0
			fabric requirements: 10.5 yards
	-G1	Grade 1	\$0
	-G2	Grade 2	\$294
	-G3	Grade 3	\$588
	-G4	Grade 4	\$882
	-G5	Grade 5	\$1,176
	-G6	Grade 6	\$1,470
	-G7	Grade 7	\$1,764
	-G8	Grade 8	\$2,058

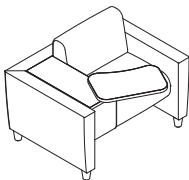
Quick Looks



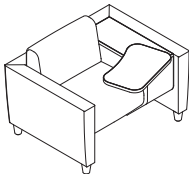
SY-LG-3445UB-LS-XTL



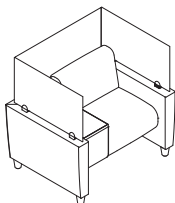
SY-LG-3445UB-LS-XTR



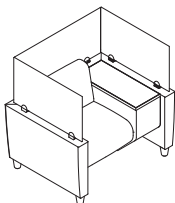
SY-LG-3445UB-LS-TAL



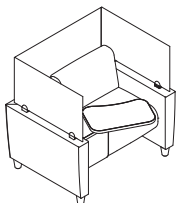
SY-LG-3445UB-LS-TAR



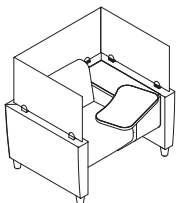
SY-LG-3445UB-LS-XTL-AD



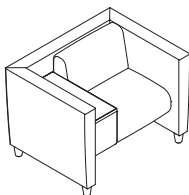
SY-LG-3445UB-LS-XTR-AD



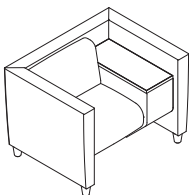
SY-LG-3445UB-LS-TAL-AD



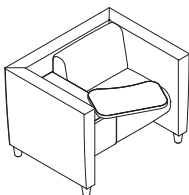
SY-LG-3445UB-LS-TAR-AD



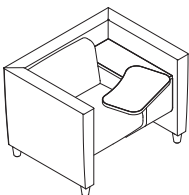
SY-LG-3445UB-HS-XTL



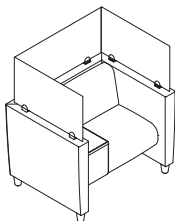
SY-LG-3445UB-HS-XTR



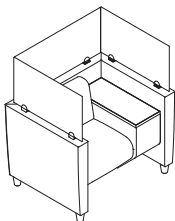
SY-LG-3445UB-HS-TAL



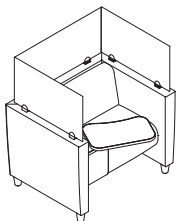
SY-LG-3445UB-HS-TAR



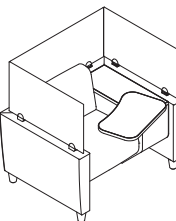
SY-LG-3445UB-HS-XTL-AD



SY-LG-3445UB-HS-XTR-AD



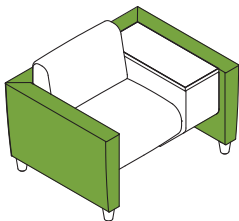
SY-LG-3445UB-HS-TAL-AD



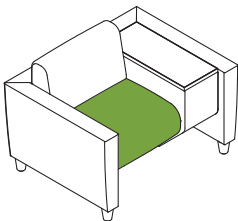
SY-LG-3445UB-HS-TAR-AD

Fabric Selection Zones

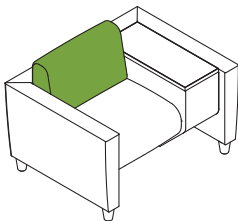
NOTE: Each of the 4 zones can be the same or a different fabric from the others.



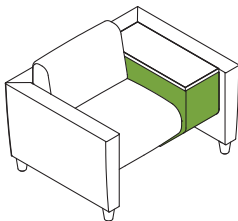
Zone 1: Surround



Zone 2: Seat

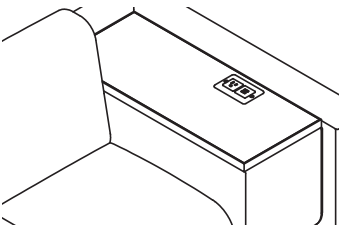


Zone 3: Back



Zone 4: Arm

Power Location



Part Number
Configurator

SY – **CA** – **1** **2** **3** – **4**

Required Selections

Component	Code	Description	45" Wide
1 Depth	34	34" Deep	\$3,136
			unit weight 75 lbs
2 Width	45	45" Wide	\$0
3 Top Shape	R	Rectangle Top	\$0
	S	Scalloped Top	\$86
4 Top Height	29	29" High	\$0
5 Surround Height	HS	High Surround	\$0

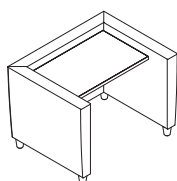
Available Upgrades

Component	Code	Description	45" Wide
6 Divider	-AD	Acrylic Divider	\$1,038
	-FD	PET Felt Divider	\$844
			unit weight + 5 lbs
7 Power	-P	Power (Silver)	\$347
	-L	Light/Power Combo (White)	\$843

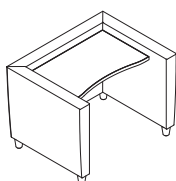
Fabric Selections

Component	Code	Description	45" Wide
8 Fabric Grade	-COM	Customers Own Material	\$0
			fabric requirements: 6.5 yards
	-G1	Grade 1	\$0
	-G2	Grade 2	\$182
	-G3	Grade 3	\$364
	-G4	Grade 4	\$546
	-G5	Grade 5	\$728
	-G6	Grade 6	\$910
	-G7	Grade 7	\$1,092
	-G8	Grade 8	\$1,274

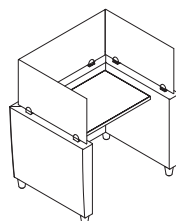
Quick Looks



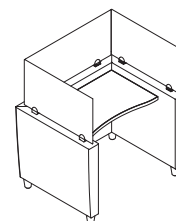
SY-CA-3445R-HS



SY-CA-3445S-HS



SY-CA-3445R-HS-AD



SY-CA-3445S-HS-AD

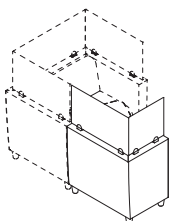
Part Number
Configurator

SY – **LG** – **1** **2** **3**

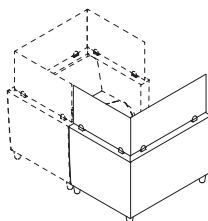
Required Selections				
Component	Code	Description	45" Wide	
1 Depth	34	34" Deep	\$1,568	
			unit weight	35 lbs
2 Width	45	45" Wide	\$0	
3 Product Style	HRL	Half Return, Left Side Facing	\$0	
	HRR	Half Return, Right Side Facing	\$0	
	FRL	Full Return, Left Side Facing	\$251	
	FRR	Full Return, Right Side Facing	\$251	
			full return weight	+ 15 lbs
4 Surround Height	LS	Low Surround	\$0	
	HS	High Surround	\$0	
			high surround unit weight	+ 15 lbs
Available Upgrades				
Component	Code	Description	45" Wide	
5 Divider	-AD	Acrylic Divider	\$735	
	-FD	PET Felt Divider	\$692	
			unit weight	+ 5 lbs
Fabric Selections				
Component	Code	Description	45" Wide	
6 Fabric Grade	-COM	Customers Own Material	\$0	
			fabric requirements:	5.75 yards
	-G1	Grade 1	\$0	
	-G2	Grade 2	\$161	
	-G3	Grade 3	\$322	
	-G4	Grade 4	\$483	
	-G5	Grade 5	\$644	
	-G6	Grade 6	\$805	
	-G7	Grade 7	\$966	
	-G8	Grade 8	\$1,127	

Quick Looks

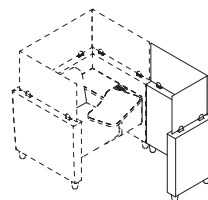
NOTE: Includes return only, lounge (dotted line) shown for representational purposes.



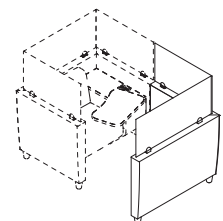
SY-LG-3445HRL-HS-AD



SY-LG-3445FRL-HS-AD



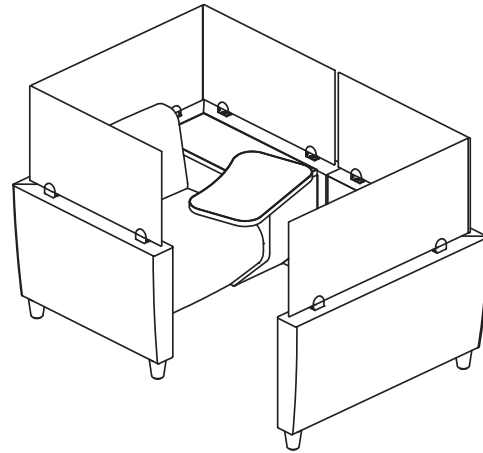
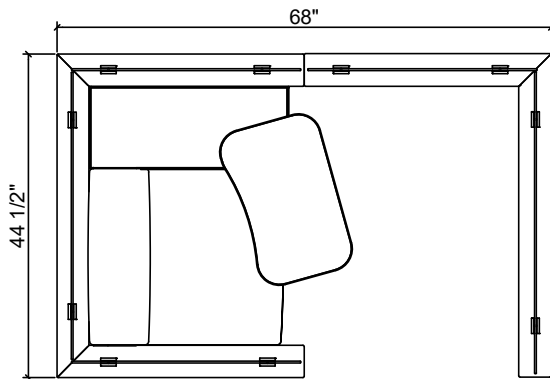
SY-LG-3445HRR-HS-AD



SY-LG-3445FRR-HS-AD

SY-001

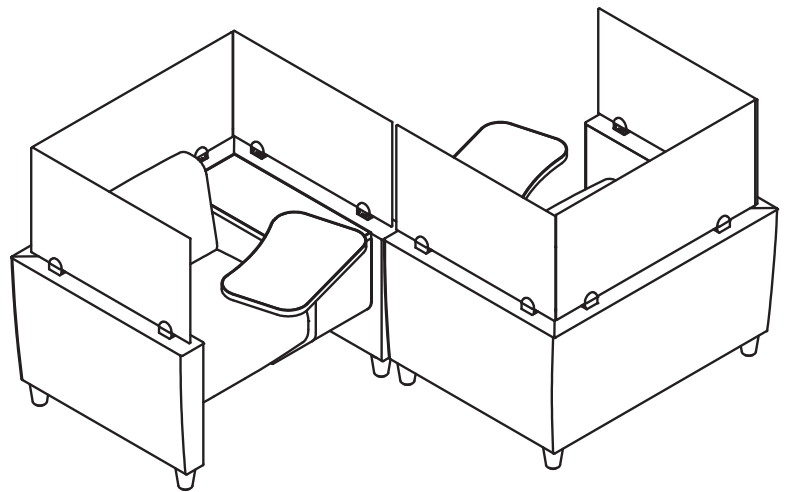
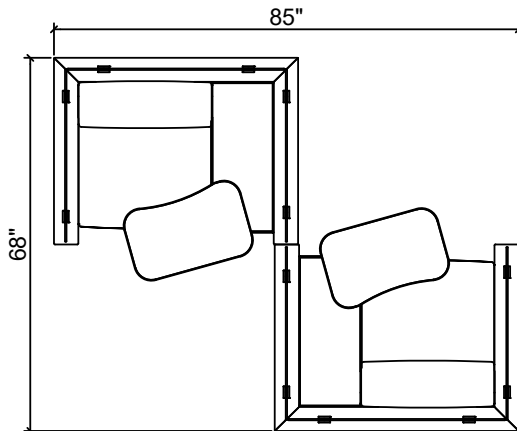
Total List \$8,019



Model Number	Qty	List	Extension
SY-LG-3445UB-LS-TAR-AD-G1	1	\$5,464	\$5,464
SY-LG-3445FRR-LS-AD-G1	1	\$2,554	\$2,554

SY-002

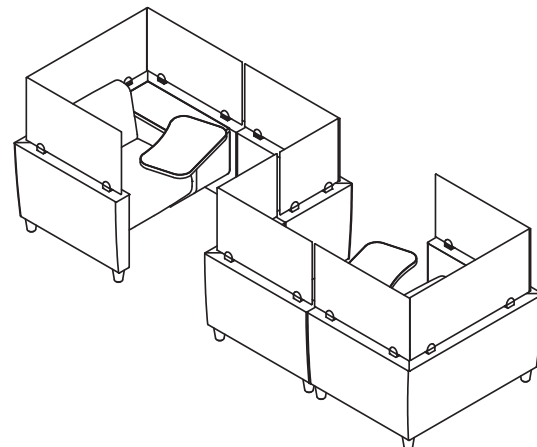
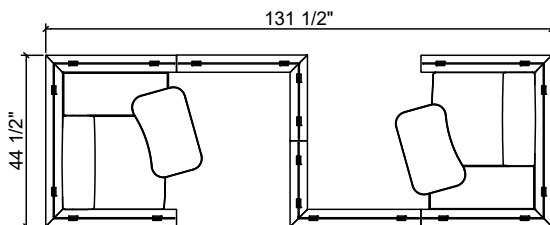
Total List \$10,929



Model Number	Qty	List	Extension
SY-LG-3445UB-LS-TAR-AD-G1	2	\$5,464	\$10,929

SY-003

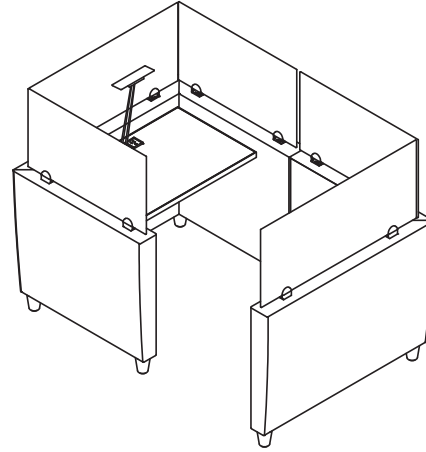
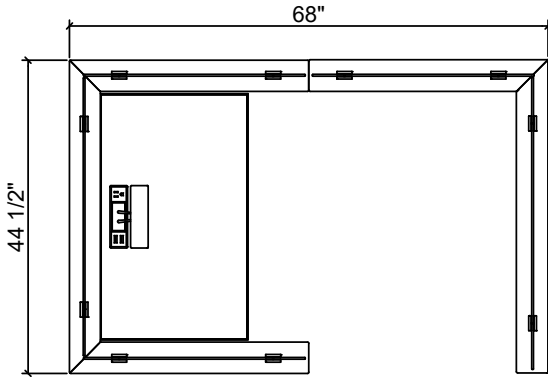
Total List \$15,534



Model Number	Qty	List	Extension
SY-LG-3445UB-LS-TAR-AD-G1	2	\$5,464	\$10,929
SY-LG-3445HRR-LS-AD-G1	2	\$2,303	\$4,605

SY-004

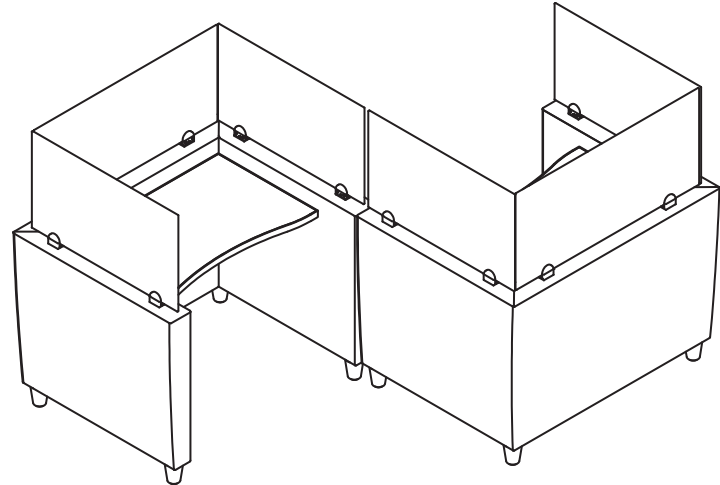
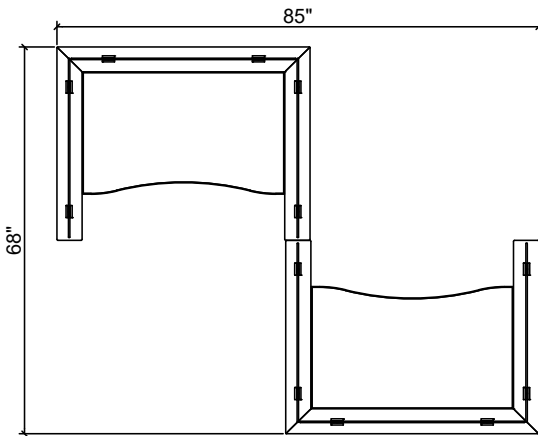
Total List \$7,571



Model Number	Qty	List	Extension
SY-CA-3445R-29-HS-AD-L-G1	1	\$5,017	\$5,017
SY-LG-3445FRR-LS-AD-G1	1	\$2,554	\$2,554

SY-005

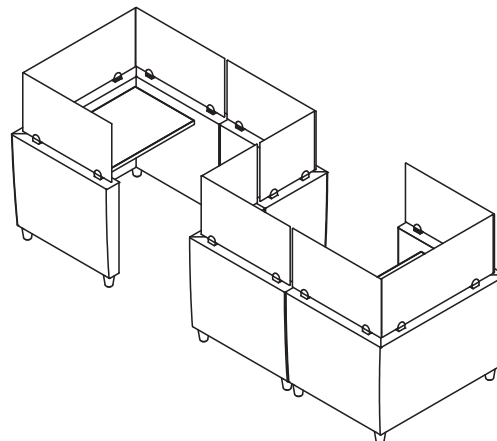
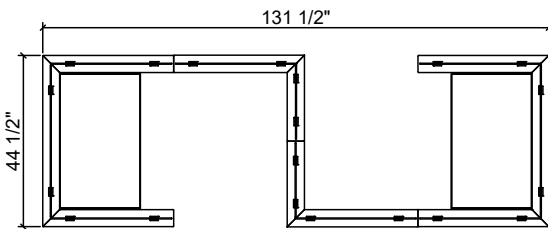
Total List \$8,519



Model Number	Qty	List	Extension
SY-CA-3445S-29-HS-AD-G1	2	\$4,260	\$8,519

SY-006

Total List \$12,954



Model Number	Qty	List	Extension
SY-CA-3445R-HS-AD-G1	2	\$4,174	\$8,348
SY-LG-3445HRR-LS-AD-G1	2	\$2,303	\$4,606

Tahoe

Price List

Effective 11/1/2022

Ordering Information	112
Specifications	113
Lounge	114
Occasional Tables	120
Typicals	123



LIATfurniture.com

694 North Main Street · Troutman, NC 28166
TF 888 440 8205

LIAT 
LOUNGE

Use this checklist to be sure you have all of the necessary information to place your order.

☐ **Catalog Number**

Use our build guides to create your catalog number.

☐ **Fabrics & Textiles**

Please specify vendor, pattern name and pattern color. See page 12 for a complete list of LIAT Graded-In Fabrics.

☐ **Wood Species** ****Wood leg products only****

Maple or Oak.

☐ **Wood Finish** ****Wood leg products only****

See page 11 for a complete list of standard LIAT Wood Finishes.

☐ **Accessories**

Contrasting Fabrics

When specifying contrasting upholstery, please clearly indicate which upholstery is to be applied to the seat, back and arms. Use the higher grade for pricing purposes.

Fabric Direction

Please specify any special applications instructions. If no special instructions are provided with the order, LIAT will upholster the fabric at our own discretion, typically "Up The Roll" with any stripes/pattern going from front to back.

COM Order Information

All COM orders must include the following:

- Vendor name, pattern name and pattern color.
- Sample of the fabric attached with the order.
- Any special application instructions.
- Ship prepaid COM to:

LIAT Furniture
ATTN: COM Upholstery
694 North Main Street
Troutman, NC 28166

COM Policy

All yardage requirements for COM are based upon 54" plain non-direction material. Additional yardage may be required based on repeat and matching. All COM requires pre-approval by LIAT. Use the guide at the bottom of this page to estimate the required yardage. LIAT takes no responsibility when additional materials must be ordered. LIAT takes no responsibility for tailoring, wear-ability or application of COM fabrics & textiles. Any warranty claims for COM fabrics & textiles will fall to the original vendor of the material.

COM Fabric Repeat Guide ****Based on 54" wide roll****

Plain Fabric	1-5" Repeat	6-10" Repeat	11-15" Repeat	16-20" Repeat	21-30" Repeat	31-40" Repeat	41"+
0%	10%	15%	20%	25%	30%	40%	50%

Lounge

The lounge frames are constructed of puzzle cut 7/8" thick plytanium with locking dog bone joint construction that is glued and staples.

The seat is strapped with 3" Dymetrol elastic webbing and 3" thick high density polyurethane foam with a 1/2" Dacron topper.

The backs are strapped with 3" Dymetrol elastic webbing and 2" thick high density polyurethane foam.

Occasional Tables

The occasional tables are constructed of 1" thick particle board core with high pressure laminate on both faces and a 3mm PVC external band on all visible edges. There is an inset panel on either side of the table.

Top Cushions & Fabric Inset Panels

The top cushions and fabric inset panels attach to the occasional tables by means of dual-lock tape.

Metal Legs

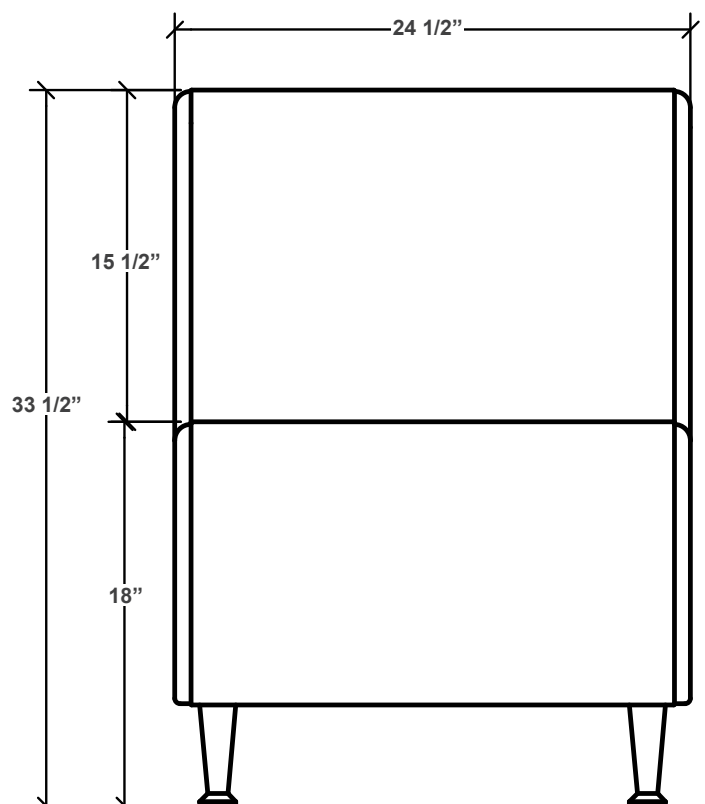
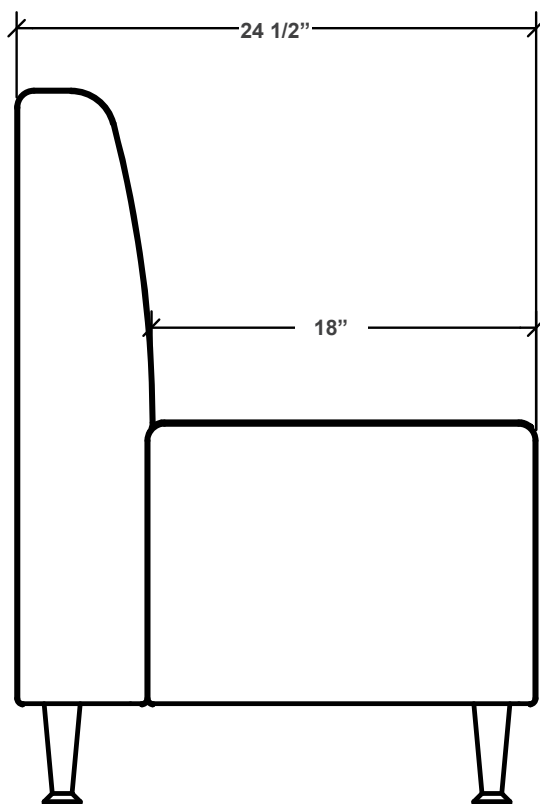
The metal legs are constructed of 1-11/16" diameter turned aluminum, and shall be 4-3/4" long with a polished finish and a felt bottom.

Wood Legs

The wood legs are constructed of 1-7/8" tapered solid wood, and shall be 4-3/4" long with a plastic nail-in glide.

Electrical / Power

The standard built-in power upgrade option shall be an all metal flush clamp mounted power and charging solution with 2 power and 2 USB 2.1A charging ports and a 108" cord length, constructed with 12A, 120 VAC spill resistant receptacles.



Part Number
Configurator**TA** – **LG** – **1** **2** **3** – **4** – **5**

Required Selections

Component	Code	Description	24" Wide	48" Wide	72" Wide
1 Depth	24	24" Deep	\$1,584	\$2,340	\$2,975
unit weight			45 lbs	55 lbs	70 lbs
2 Width	24	Single-Seat Lounge	\$0	-	-
	48	Two-Seat Lounge	-	\$0	-
	72	Three-Seat Lounge	-	-	\$0
3 Shape	S	Single Face Straight	\$0	\$0	\$0
4 Back Style	UB	Upholstered Back	\$0	\$0	\$0
5 Leg Style	ML	Metal Legs	\$0	\$0	\$0
	WL	Wood Legs	\$0	\$0	\$0
	CA	Casters	\$154	\$154	\$231

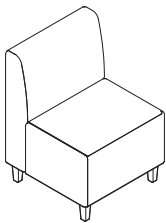
Available Upgrades

Component	Code	Description	24" Wide	48" Wide	72" Wide
6 Divider	-AP	Acrylic Panel	\$808	\$1,294	\$1,454

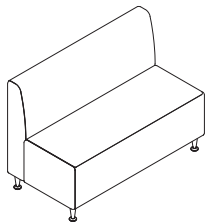
Fabric Selections

Component	Code	Description	24" Wide	48" Wide	72" Wide
7 Fabric Grade	-COM	Customers Own Material	\$0	\$0	\$0
fabric requirements:			3 yards	6 yards	9 yards
	-G1	Grade 1	\$0	\$0	\$0
	-G2	Grade 2	\$90	\$180	\$270
	-G3	Grade 3	\$177	\$354	\$531
	-G4	Grade 4	\$264	\$528	\$792
	-G5	Grade 5	\$354	\$708	\$1,062
	-G6	Grade 6	\$441	\$882	\$1,323
	-G7	Grade 7	\$528	\$1,056	\$1,584
	-G8	Grade 8	\$618	\$1,236	\$1,854

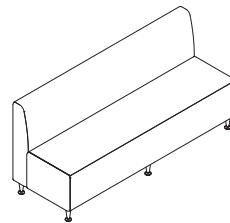
Quick Looks



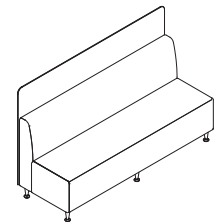
TA-LG-2424S-UB-WL



TA-LG-2448S-UB-ML

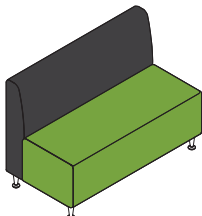


TA-LG-2472S-UB-ML

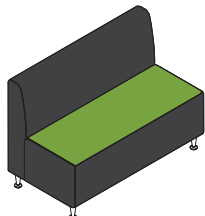


TA-LG-2472S-UB-ML-AP

Fabric Combination Options



Back 1 | Seat 2



Main 1 | Seat Top 2

Part Number
Configurator

TA – **LG** – **1** **2** **3** – **4** – **5**

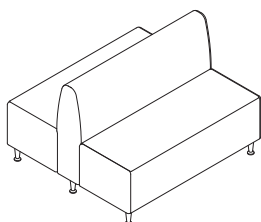
Required Selections

	Component	Code	Description	24" Wide	48" Wide	72" Wide
1	Depth	24	24" Deep	\$3,113	\$3,942	\$4,895
			unit weight	45 lbs	55 lbs	70 lbs
2	Width	24	Single-Seat Lounge	\$0	-	-
		48	Two-Seat Lounge	-	\$0	-
		72	Three-Seat Lounge	-	-	\$0
3	Shape	D	Double Face Straight	\$0	\$0	\$0
4	Back Style	UB	Upholstered Back	\$0	\$0	\$0
5	Leg Style	ML	Metal Legs	\$0	\$0	\$0
		WL	Wood Legs	\$0	\$0	\$0
		CA	Casters	\$231	\$231	\$347

Fabric Selections

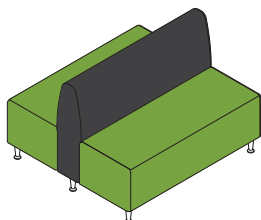
Component		Code	Description	24" Wide	48" Wide	72" Wide	
6	Fabric Grade	-COM	Customers Own Material	\$0	\$0	\$0	
				fabric requirements:	5 yards	9 yards	13 yards
		-G1	Grade 1	\$0	\$0	\$0	
		-G2	Grade 2	\$150	\$270	\$390	
		-G3	Grade 3	\$295	\$531	\$767	
		-G4	Grade 4	\$440	\$792	\$1,144	
		-G5	Grade 5	\$590	\$1,062	\$1,534	
		-G6	Grade 6	\$735	\$1,323	\$1,911	
		-G7	Grade 7	\$880	\$1,584	\$2,288	
		-G8	Grade 8	\$1,030	\$1,854	\$2,678	

Quick Looks

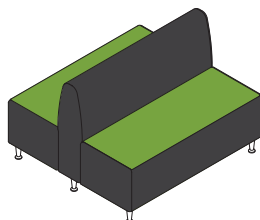


TA-LG-2448D-UB-ML

Fabric Combination Options



Back 1 | Seat 2



Main 1 | Seat Top 2

Part Number
Configurator

TA – **LG** – **1** **2** **3** – **4** – **5**

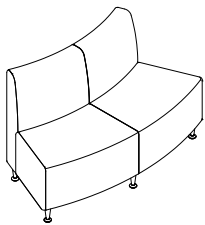
Required Selections

Component	Code	Description	45 Degree	90 Degree
1 Depth	24	24" Deep	\$2,796	\$2,950
			unit weight	60 lbs
2 Angle	45	45 Degree	\$0	-
	90	90 Degree	-	\$0
3 Curve Type	OC	Outer Curve	\$0	-
			-Outer curve only available on 45 degree units	
	IC	Inner Curve	-	\$0
			-Inner curve only available on 90 degree units	
4 Back Style	UB	Upholstered Back	\$0	\$0
5 Leg Style	ML	Metal Legs	\$0	\$0
	WL	Wood Legs	\$0	\$0
	CA	Casters	\$193	\$193

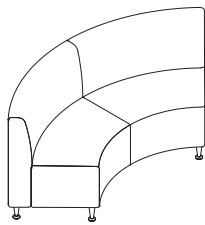
Fabric Selections

Component	Code	Description	45 Degree	90 Degree
6 Fabric Grade	-COM	Customers Own Material	\$0	\$0
			fabric requirements:	9 yards
	-G1	Grade 1	\$0	\$0
	-G2	Grade 2	\$270	\$270
	-G3	Grade 3	\$531	\$531
	-G4	Grade 4	\$792	\$792
	-G5	Grade 5	\$1,062	\$1,062
	-G6	Grade 6	\$1,323	\$1,323
	-G7	Grade 7	\$1,584	\$1,584
	-G8	Grade 8	\$1,854	\$1,854

Quick Looks

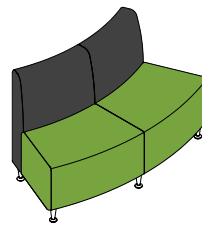


TA-LG-2445OC-UB-ML

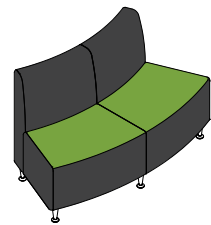


TA-LG-2490IC-UB-ML

Fabric Combination Options



Back 1 | Seat 2



Main 1 | Seat Top 2

Part Number
Configurator

TA – **LG** – **1** **2** **3** – **4** – **5**

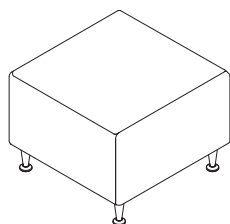
Required Selections

Component		Code	Description	24" Wide	48" Wide	72" Wide
1	Depth	24	24" Deep	\$1,156	\$1,550	\$1,986
				unit weight	25 lbs	45 lbs
2	Width	24	Single-Seat Lounge	\$0	-	-
		48	Two-Seat Lounge	-	\$0	-
		72	Three-Seat Lounge	-	-	\$0
3	Shape	S	Straight	\$0	\$0	\$0
4	Back Style	NB	No Back	\$0	\$0	\$0
5	Leg Style	ML	Metal Legs	\$0	\$0	\$0
		WL	Wood Legs	\$0	\$0	\$0
		CA	Casters	\$154	\$154	\$231

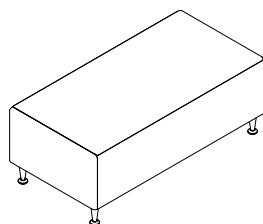
Fabric Selections

Component		Code	Description	24" Wide	48" Wide	72" Wide	
6	Fabric Grade	-COM	Customers Own Material	\$0	\$0	\$0	
				fabric requirements:	1.75 yards	2.5 yards	4 yards
		-G1	Grade 1	\$0	\$0	\$0	
		-G2	Grade 2	\$53	\$75	\$120	
		-G3	Grade 3	\$103	\$148	\$236	
		-G4	Grade 4	\$154	\$220	\$352	
		-G5	Grade 5	\$207	\$295	\$472	
		-G6	Grade 6	\$257	\$368	\$588	
		-G7	Grade 7	\$308	\$440	\$704	
		-G8	Grade 8	\$361	\$515	\$824	

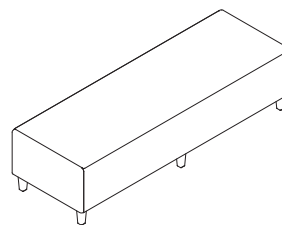
Quick Looks



TA-LG-2424S-NB-ML

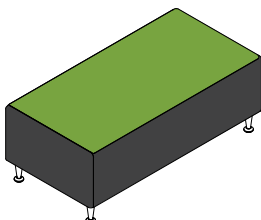


TA-LG-2448S-NB-ML



TA-LG-2472S-NB-WL

Fabric Combination Options



Base 1 | Seat Top 2

Part Number
Configurator

TA – **LG** – **1** **2** **3** – **4** – **5**

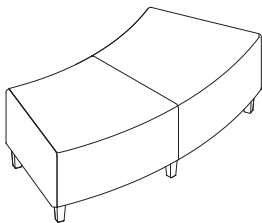
Required Selections

Component	Code	Description	45 Degree	90 Degree
1 Depth	24	24" Deep	\$1,788	\$1,887
			unit weight	55 lbs
2 Angle	45	45 Degree	\$0	-
	90	90 Degree	-	\$0
3 Curve Type	OC	Outer Curve	\$0	-
			-Outer curve only available on 45 degree units	
	IC	Inner Curve	-	\$0
			-Inner curve only available on 90 degree units	
4 Back Style	NB	No Back	\$0	\$0
5 Leg Style	ML	Metal Legs	\$0	\$0
	WL	Wood Legs	\$0	\$0
	CA	Casters	\$193	\$193

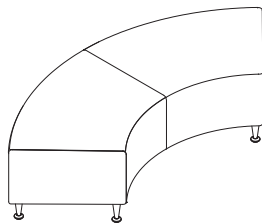
Fabric Selections

Component	Code	Description	45 Degree	90 Degree
6 Fabric Grade	-COM	Customers Own Material	\$0	\$0
			fabric requirements:	5 yards
	-G1	Grade 1	\$0	\$0
	-G2	Grade 2	\$150	\$150
	-G3	Grade 3	\$295	\$295
	-G4	Grade 4	\$440	\$440
	-G5	Grade 5	\$590	\$590
	-G6	Grade 6	\$735	\$735
	-G7	Grade 7	\$880	\$880
	-G8	Grade 8	\$1,030	\$1,030

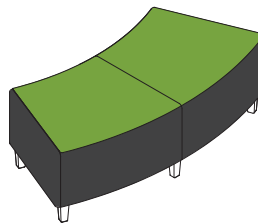
Quick Looks



TA-LG-2445OC-NB-WL



TA-LG-2490IC-NB-ML



Base 1 | Seat Top 2

Fabric Combination Options

Part Number
Configurator

TA – **LG** – **1** – **2** – **3** – **4**

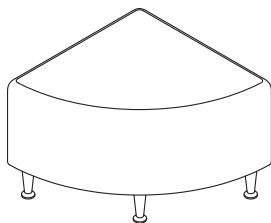
Required Selections

Component	Code	Description	24"	30"	36"
1 Size	24	24"	\$0	-	-
	30	30"	-	\$0	-
	36	36"	-	-	\$0
		unit weight	20 lbs	27 lbs	34 lbs
2 Shape	D	Round	\$1,262	\$1,525	\$1,753
	P	Pie	\$825	-	-
3 Back Style	NB	No Back	\$0	\$0	\$0
4 Leg Style	ML	Metal Legs	\$0	\$0	\$0
	WL	Wood Legs	\$0	\$0	\$0
	CA	Casters	\$193	\$193	\$193

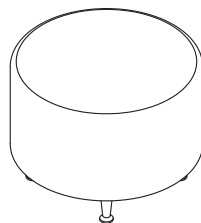
Fabric Selections

Component	Code	Description	24"	30"	36"
5 Fabric Grade	-COM	Customers Own Material	\$0	\$0	\$0
		fabric requirements:	1.75 yards	2.75 yards	3.25 yards
	-G1	Grade 1	\$0	\$0	\$0
	-G2	Grade 2	\$53	\$83	\$98
	-G3	Grade 3	\$103	\$162	\$192
	-G4	Grade 4	\$154	\$242	\$286
	-G5	Grade 5	\$207	\$325	\$384
	-G6	Grade 6	\$257	\$404	\$478
	-G7	Grade 7	\$308	\$484	\$572
	-G8	Grade 8	\$361	\$567	\$670

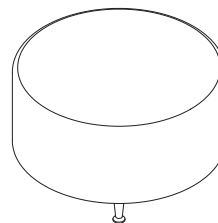
Quick Looks



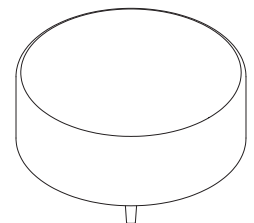
TA-LG-24P-NB-ML



TA-LG-24D-NB-ML

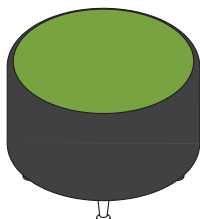


TA-LG-30D-NB-ML



TA-LG-36D-NB-WL

Fabric Combination Options



Base 1 | Seat Top 2

Part Number
Configurator

TA – **OT** – **1** **2** **3** – **4** – **5**

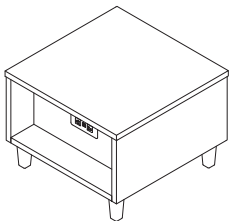
Required Selections

Component	Code	Description	24" Long	36" Long	48" Long	60" Long
1 Width	24	24" Wide	\$843	\$964	\$1,089	\$1,245
2 Length	24	24" Long	\$0	-	-	-
	36	36" Long	-	\$0	-	-
	48	48" Long	-	-	\$0	-
	60	60" Long	-	-	-	\$0
3 Shape	S	Straight	\$0	\$0	\$0	\$0
4 Height	16	16" High	\$0	\$0	\$0	\$0
	18	18" High	\$17	\$26	\$48	\$64
	22	22" High	\$68	\$104	\$121	\$138
5 Leg Style	ML	Metal Legs	\$0	\$0	\$0	\$0
	WL	Wood Legs	\$0	\$0	\$0	\$0
	CA	Casters	\$154	\$154	\$154	\$154

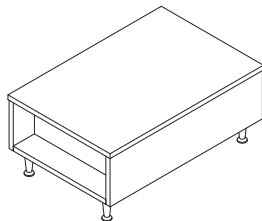
Available Upgrades

Component	Code	Description	24" Long	36" Long	48" Long	60" Long
6 Power Qty	-1P	1 Power	\$388	\$388	\$388	\$388
	-2P	2 Power	\$776	\$776	\$776	\$776
7 Power Color	S	Silver Pearl Cove	\$0	\$0	\$0	\$0
	B	Black Powder Coat Cove	\$0	\$0	\$0	\$0
	W	Gloss White Cove	\$0	\$0	\$0	\$0

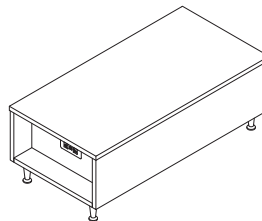
Quick Looks



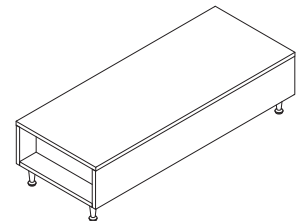
TA-OT-2424S-18-WL-2PS



TA-OT-2436S-16-ML



TA-OT-2448S-18-ML-2PS



TA-OT-2460S-18ML

Part Number
Configurator

TA – **OT** – **1** **2** **3**

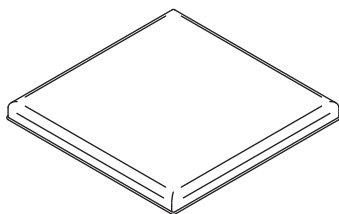
Required Selections

Component	Code	Description	24" Long	36" Long	48" Long	60" Long
1 Width	24	24" Wide	\$289	\$391	\$491	\$593
2 Length	24	24" Long	\$0	-	-	-
	36	36" Long	-	\$0	-	-
	48	48" Long	-	-	\$0	-
	60	60" Long	-	-	-	\$0
3 Cushion Type	TC	Top Cushion	\$0	\$0	\$0	\$0

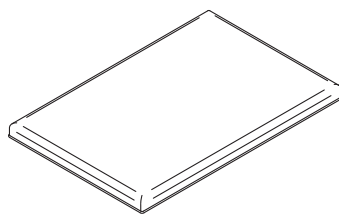
Fabric Selections

Component	Code	Description	24" Long	36" Long	48" Long	60" Long
4 Fabric Grade	-COM	Customers Own Material	\$0	\$0	\$0	\$0
		fabric requirements:	0.5 yards	0.75 yards	1 yards	1.25 yards
	-G1	Grade 1	\$0	\$0	\$0	\$0
	-G2	Grade 2	\$15	\$23	\$30	\$38
	-G3	Grade 3	\$30	\$44	\$59	\$74
	-G4	Grade 4	\$44	\$66	\$88	\$110
	-G5	Grade 5	\$59	\$89	\$118	\$148
	-G6	Grade 6	\$74	\$110	\$147	\$184
	-G7	Grade 7	\$88	\$132	\$176	\$220
	-G8	Grade 8	\$103	\$155	\$206	\$258

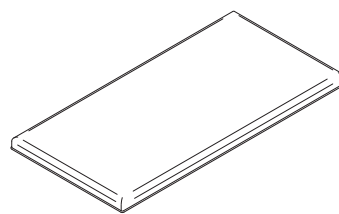
Quick Looks



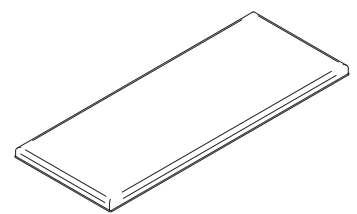
TA-OT-2424TC



TA-OT-2436TC



TA-OT-2448TC



TA-OT-2460TC

Part Number
Configurator

TA – **OT** – **1** **2** **3**

Required Selections

Component	Code	Description	16" Long	18" Long	22" Long
1 Width	24	24" Wide	\$159	\$181	\$203
2 Height	16	16" High	\$0	-	-
	18	18" High	-	\$0	-
	22	22" High	-	-	\$0
3 Panel Type	FP	Fabric Panel	\$0	\$0	\$0

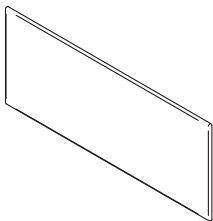
Available Upgrades

Component	Code	Description	16" Long	18" Long	22" Long
4 Power	-P	Power Cutout	\$22	\$22	\$22

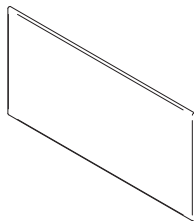
Fabric Selections

Component	Code	Description	16" Long	18" Long	22" Long
5 Fabric Grade	-COM	Customers Own Material	\$0	\$0	\$0
		fabric requirements:	0.5 yards	0.5 yards	0.5 yards
	-G1	Grade 1	\$0	\$0	\$0
	-G2	Grade 2	\$15	\$15	\$15
	-G3	Grade 3	\$30	\$30	\$30
	-G4	Grade 4	\$44	\$44	\$44
	-G5	Grade 5	\$59	\$59	\$59
	-G6	Grade 6	\$74	\$74	\$74
	-G7	Grade 7	\$88	\$88	\$88
	-G8	Grade 8	\$103	\$103	\$103

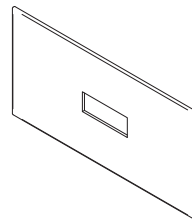
Quick Looks



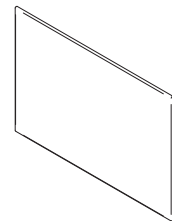
TA-OT-2416FP



TA-OT-2418FP



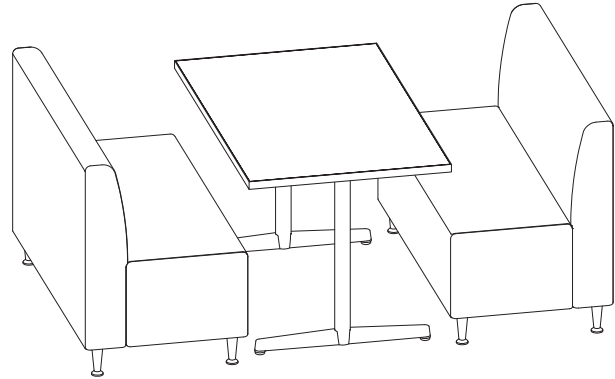
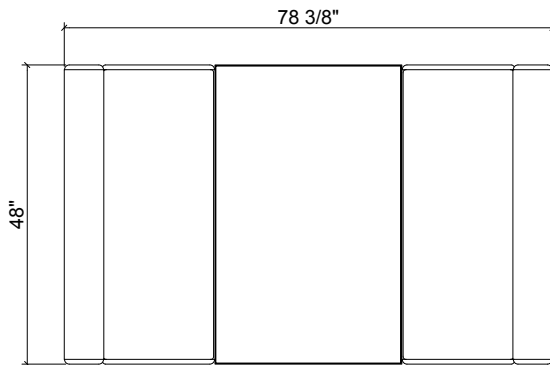
TA-OT-2418FP-P



TA-OT-2422FP

TA-001

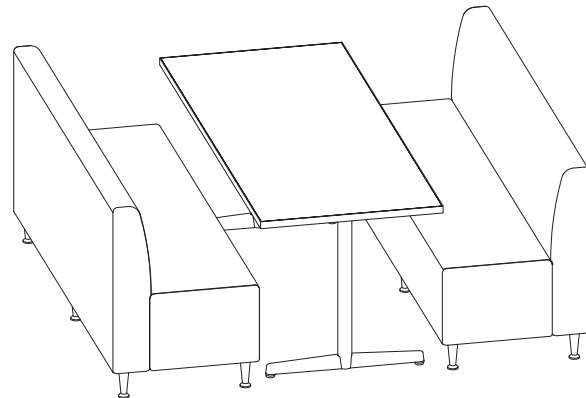
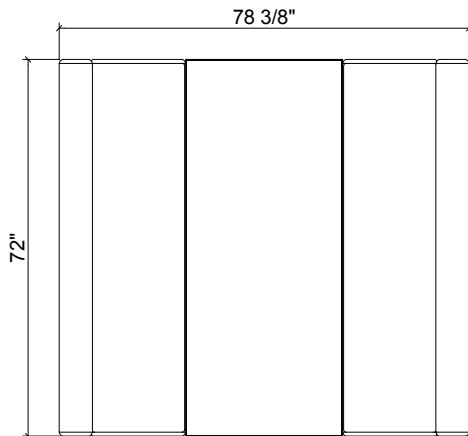
Total List \$5,662



Model Number	Qty	List	Extension
TA-LG-2448S-UB-ML-G1	2	\$2,340	\$4,680
NA-ST-3048R-29-TB	1	\$982	\$982

TA-002

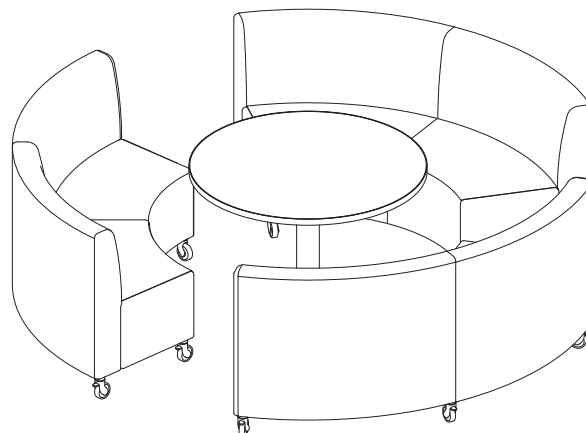
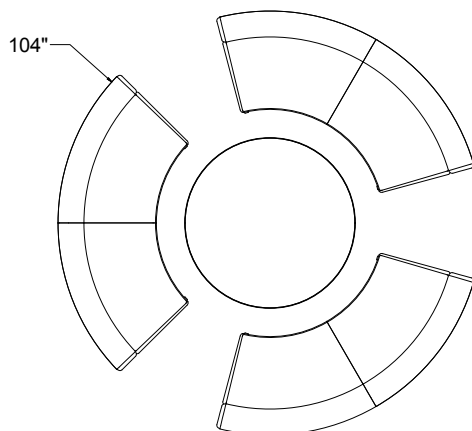
Total List \$7,049



Model Number	Qty	List	Extension
TA-LG-2472S-UB-ML-G1	2	\$2,975	\$5,950
NA-ST-3072R-29-TB	1	\$1,099	\$1,099

TA-003


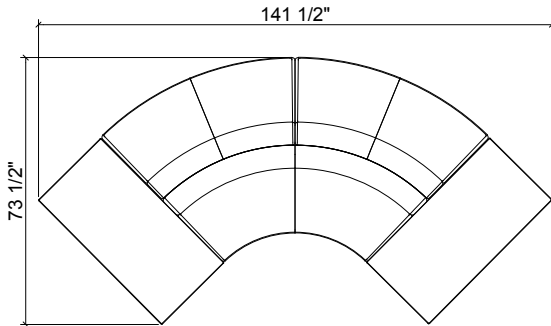
Total List \$10,928



Model Number	Qty	List	Extension
TA-LG-2490IC-UB-CA-G1	3	\$3,143	\$9,429
NA-ST-42D-29-DB	1	\$1,499	\$1,499

TA-004

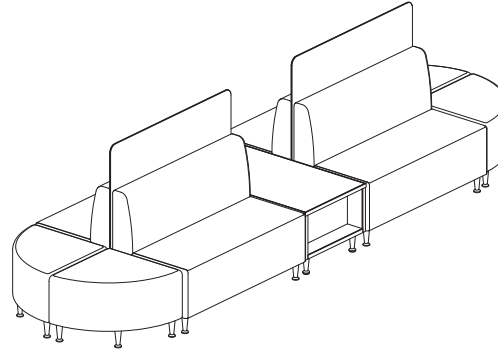
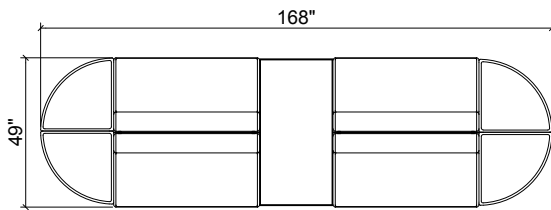
Total List \$11,702



Model Number	Qty	List	Extension
TA-LG-2490IC-UB-ML-G1	1	\$2,950	\$2,950
TA-LG-2445OC-UB-ML-G1	2	\$2,796	\$5,592
TA-OT-2448S-16-ML	2	\$1,089	\$2,178
TA-OT-2448TC-G1	2	\$491	\$982

TA-005

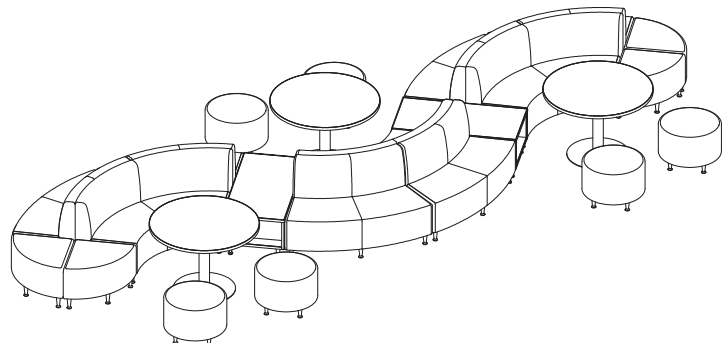
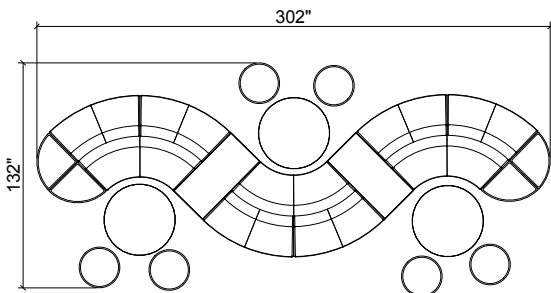
Total List \$16,385



Model Number	Qty	List	Extension
TA-LG-2448S-UB-ML-AP-G1	2	\$3,634	\$7,268
TA-LG-2448S-UB-ML-G1	2	\$2,340	\$4,680
TA-LG-24P-NB-ML-G1	4	\$825	\$3,300
TA-OT-2448S-18-ML	1	\$1,137	\$1,137

TA-006

Total List \$43,269



Model Number	Qty	List	Extension
TA-LG-2490IC-UB-ML-G1	3	\$2,950	\$8,850
TA-LG-2445OC-UB-ML-G1	6	\$2,796	\$16,776
TA-LG-24P-NB-ML-G1	4	\$825	\$3,300
TA-LG-24D-NB-ML-G1	6	\$1,262	\$7,572
TA-OT-2448S-18-ML	2	\$1,137	\$2,274
NA-ST-42D-29-DB	3	\$1,499	\$4,497

Ordering Information	126
Specifications	127
Lounge	128
Occasional Tables	159



LIATfurniture.com

694 North Main Street · Troutman, NC 28166
TF 888 440 8205

LIAT 
LOUNGE

Use this checklist to be sure you have all of the necessary information to place your order.

☐ **Catalog Number**

Use our build guides to create your catalog number.

☐ **Fabrics & Textiles**

Please specify vendor, pattern name and pattern color. See 12 for a complete list of LIAT Graded-In Fabrics.

☐ **Laminate Selection** ***Tablet Arms only***

Standard Wilsonart or Formica. Please specify manufacturer, color, finish and model number.

☐ **PVC Edge Band** ***Tablet Arm only***

See 8 for a complete list of standard LIAT PVC Edge Band options.

☐ **Wood Species** ***Occasional Tables only***

Maple or Oak.

☐ **Wood Finish** ***Occasional Tables only***

See page 11 for a complete list of standard LIAT Wood Finishes.

☐ **Accessories**

Contrasting Fabrics

When specifying contrasting upholstery, please clearly indicate which upholstery is to be applied to the seat, back and arms. Use the higher grade for pricing purposes.

Fabric Direction

Please specify any special applications instructions. If no special instructions are provided with the order, LIAT will upholster the fabric at our own discretion, typically "Up The Roll" with any stripes/pattern going from front to back.

COM Order Information

All COM orders must include the following:

- Vendor name, pattern name and pattern color.
- Sample of the fabric attached with the order.
- Any special application instructions.
- Ship prepaid COM to:

LIAT Furniture
ATTN: COM Upholstery
694 North Main Street
Troutman, NC 28166

COM Policy

All yardage requirements for COM are based upon 54" plain non-direction material. Additional yardage may be required based on repeat and matching. All COM requires pre-approval by LIAT. Use the guide at the bottom of this page to estimate the required yardage. LIAT takes no responsibility when additional materials must be ordered. LIAT takes no responsibility for tailoring, wear-ability or application of COM fabrics & textiles. Any warranty claims for COM fabrics & textiles will fall to the original vendor of the material.

COM Fabric Repeat Guide ***Based on 54" wide roll***

Plain Fabric	1-5" Repeat	6-10" Repeat	11-15" Repeat	16-20" Repeat	21-30" Repeat	31-40" Repeat	41"+
0%	10%	15%	20%	25%	30%	40%	50%

Lounge

The lounge frames are constructed of puzzle cut 7/8" thick plytanium with locking dog bone joint construction that is glued and stapled.

The seat uses 8 gauge no sag sinuous springs with 4-1/2" thick high density polyurethane foam.

The backs use 11 gauge no sag sinuous springs with 2-1/2" thick high density polyurethane foam.

The arms are covered with 1-1/2" thick high density polyurethane foam.

Electrical / Power

The standard built-in power upgrade option shall be an all metal flush clamp mounted power and charging solution with 1 power and 2 USB 2.1A charging ports and a 108" cord length, constructed with 12A, 120 VAC spill resistant receptacles. A 6ft. electrical cord comes with the unit. The unit shall be finished in a Metallic Silver powder coat.

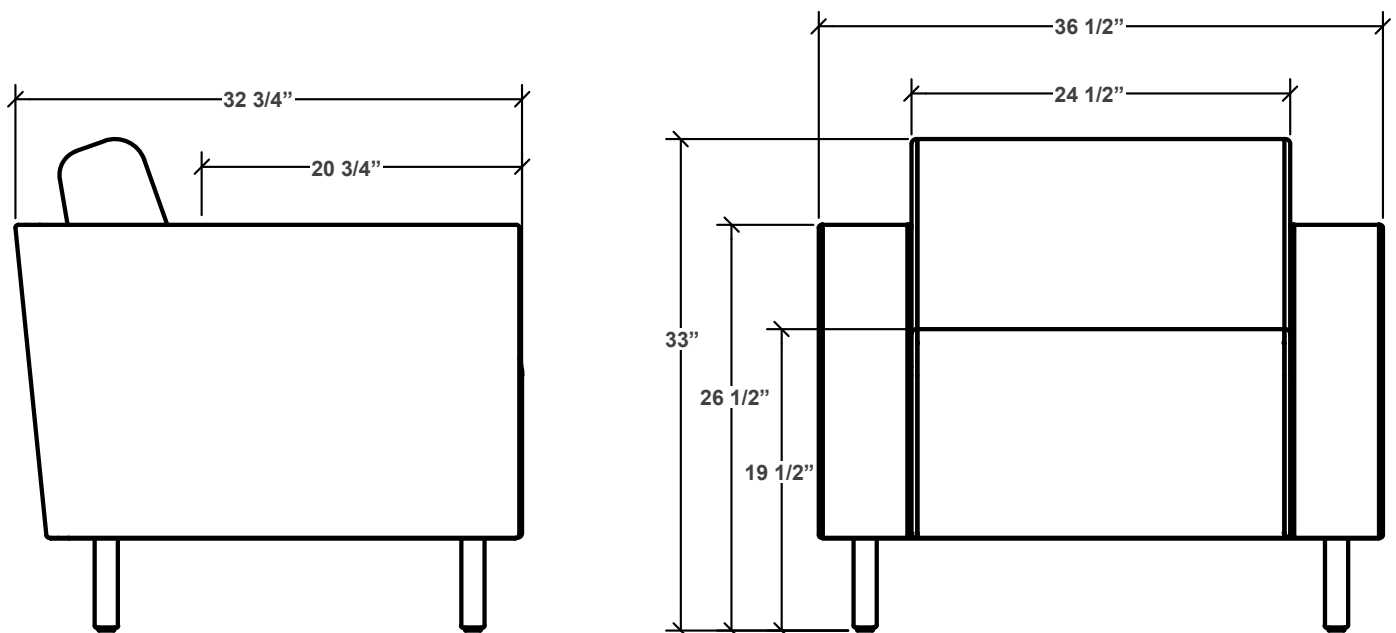
Tablet Arms

Removable tablet arms are available in several styles. Tablet arms revolve 360 degrees. Tablets are available in either laminate or solid wood. Laminate is the more durable of the two surfaces; wood may show scratches or marking from objects used for various tasks.

Vance tablet arms measure 13-3/4" wide x 20" long and are located 8-3/4" from the top of the seat.

Tablet arms are not designed to be used for sitting, leaning, or supporting heavy objects.

Good judgment of use and risk of breakage will be your responsibility.



Part Number
Configurator

VA – **LG** – **1** **2**

Required Selections

Component	Code	Description	37" Wide	62" Wide	81" Wide
1 Depth	33	33" Deep	\$2,283	\$2,959	\$3,589
			shipping weight 94 lbs	145 lbs	175 lbs
2 Width	37	Single-Seat Lounge	\$0	-	-
	62	Two-Seat Lounge	-	\$0	-
	81	Three-Seat Lounge	-	-	\$0

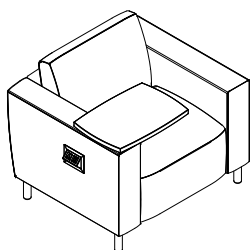
Available Upgrades

Component	Code	Description	37" Wide	62" Wide	81" Wide
3 Power	-PR	Power, Right Side Facing	\$352	\$352	\$352
	-PL	Power, Left Side Facing	\$352	\$352	\$352
	-P2	Power, Both Sides	\$704	\$704	\$704
4 Tablet Arm	-LTR	Laminate Tablet Arm, Right Side Facing	\$417	-	-
	-LTL	Laminate Tablet Arm, Left Side Facing	\$417	-	-
	-WTR	Wood Tablet Arm, Right Side Facing	\$659	-	-
	-WTL	Wood Tablet Arm, Left Side Facing	\$659	-	-

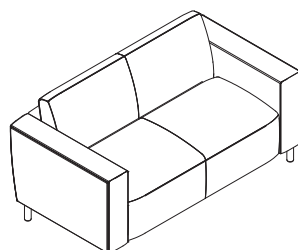
Fabric Selections

Component	Code	Description	37" Wide	62" Wide	81" Wide
5 Fabric Grade	-COM	Customers Own Material	\$0	\$0	\$0
		fabric requirements:	5.2 yards	6.9 yards	8 yards
	-G1	Grade 1	\$0	\$0	\$0
	-G2	Grade 2	\$156	\$207	\$240
	-G3	Grade 3	\$306	\$407	\$472
	-G4	Grade 4	\$457	\$607	\$704
	-G5	Grade 5	\$613	\$814	\$944
	-G6	Grade 6	\$764	\$1,014	\$1,176
	-G7	Grade 7	\$915	\$1,214	\$1,408
	-G8	Grade 8	\$1,071	\$1,421	\$1,648

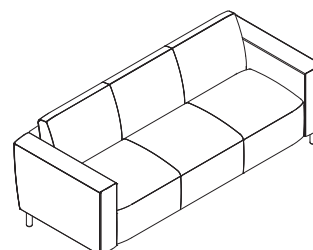
Quick Looks



VA-LG-3126

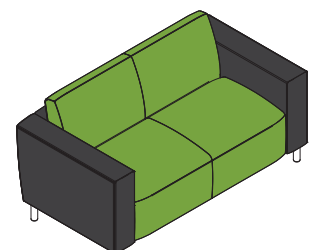


VA-LG-3148



VA-LG-3169

Fabric Combination Option



Back 1 | Seat 2

Lounge Accessories

Price List

Effective 11/1/2022

Add-On Power & Data 130

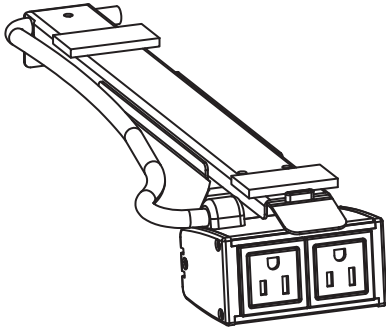
Built-In Power & Data 132



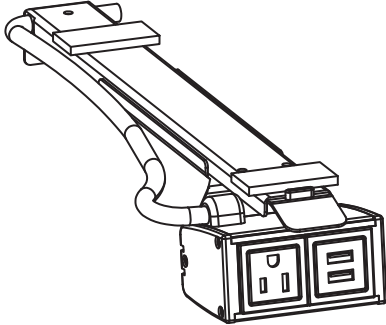
LIATfurniture.com

694 North Main Street · Troutman, NC 28166
TF 888 440 8205

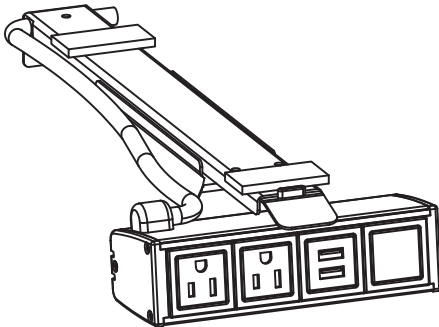
LIAT 
LOUNGE



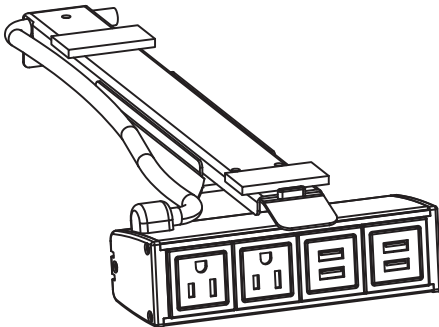
Part Number	LA-ASR2-200-C120
Description	Assemble Reveal, Under Surface
Power/Data	2 Power
Power Supply	120" Long Cord, 15A plug
Finish Options	White (- WT); Black (- BT); Silver (- ST)
List Price	\$369



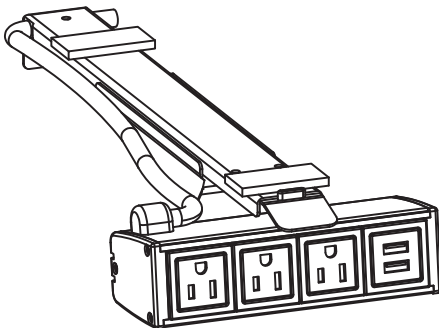
Part Number	LA-ASR2-110-C120
Description	Assemble Reveal, Under Surface
Power/Data	1 Power, 1 USB
Power Supply	120" Long Cord, 15A plug
Finish Options	White (- WT); Black (- BT); Silver (- ST)
List Price	\$441




Part Number	LA-ASR4-211-C120
Description	Assemble Reveal, Under Surface
Power/Data	2 Power, 1 USB, 1 Open Data
Power Supply	120" Long Cord, 15A plug
Finish Options	White (- WT); Black (- BT); Silver (- ST)
List Price	\$467



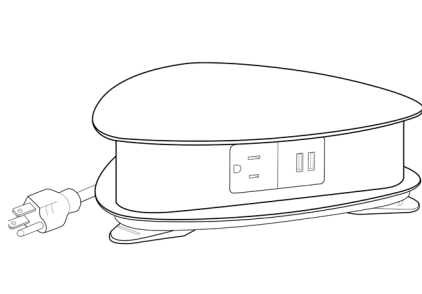
Part Number	LA-ASR4-220-C120
Description	Assemble Reveal, Under Surface
Power/Data	2 Power, 2USB
Power Supply	120" Long Cord, 15A plug
Finish Options	White (- WT); Black (- BT); Silver (- ST)
List Price	\$454



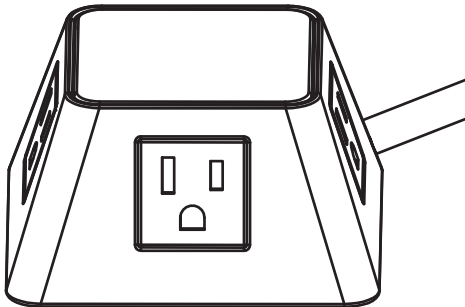
Part Number	LA-ASR4-310-C120
Description	Assemble Reveal, Under Surface
Power/Data	3 Power, 1 USB
Power Supply	120" Long Cord, 15A plug
Finish Options	White (- WT); Black (- BT); Silver (- ST)
List Price	\$517



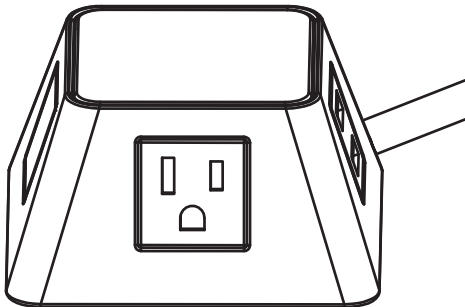
Part Number	LA-ISLE-930-C108
Description	Isle Free Standing Charging Hub
Power/Data	9 Power, 3 USB
Power Supply	108" Long Cord, 15A plug
Finish Options	White (- GW); Black (- GB); Silver Pearl (- S)
Size	18" W x 18" L x 25-1/2" H
List Price	\$1,850



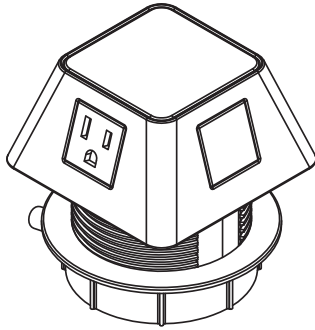
Part Number	LA-DRI6-330-C108
Description	Drift Free Standing Charging Hub - Table Top
Power/Data	3 Power, 3 USB
Power Supply	108" Long Cord, 15A plug
Finish Options	White (- GW); Black (- GB); Silver Pearl (- S)
Size	10" W x 10" L x 2-7/8" H
List Price	\$779



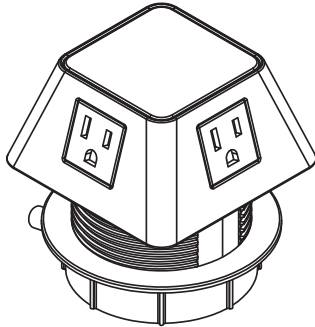
Part Number	LA-MOT4-400-C120
Description	Moire Free Standing, Table Top
Power/Data	4 Power
Power Supply	120" Long Cord, 15A plug
Finish Options	Gloss White (- W); Gloss Black (- B)
Size	3-7/8" W x 3-7/8" L x 2" H
List Price	\$282



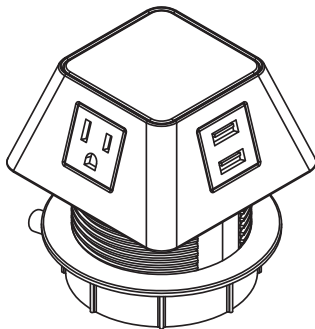
Part Number	LA-MOT4-21B-C120
Description	Moire Free Standing, Table Top
Power/Data	2 Power, 1 USB, 1 Blank
Power Supply	120" Long Cord, 15A plug
Finish Options	Gloss White (- W); Gloss Black (- B)
Size	3-7/8" W x 3-7/8" L x 2" H
List Price	\$282



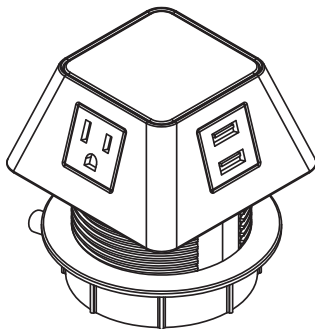
Part Number	LA-MOH4-202-C120
Description	Moire, Hole Mount
Power/Data	2 Power, 2 Open Data
Power Supply	120" Long Cord, 15A plug
Finish Options	Gloss White (- W); Gloss Black (- B)
Works With	Belmont Shared Tables
List Price	\$341



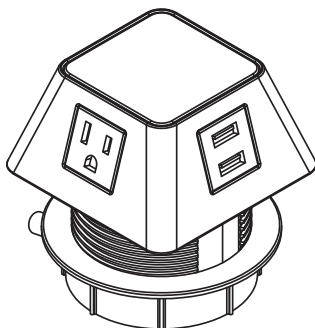
Part Number	LA-MOH4-400-C120
Description	Moire, Hole Mount
Power/Data	4 Power
Power Supply	120" Long Cord, 15A plug
Finish Options	Gloss White (- W); Gloss Black (- B)
Works With	Belmont Shared Tables
List Price	\$338



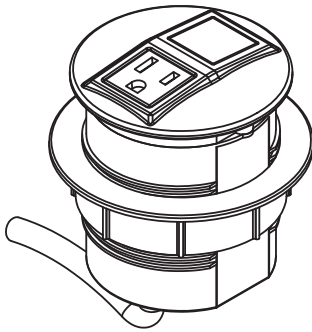
Part Number	LA-MOH4-310-C120
Description	Moire, Hole Mount
Power/Data	3 Power, 1 USB
Power Supply	120" Long Cord, 15A plug
Finish Options	Gloss White (- W); Gloss Black (- B)
Works With	Belmont Shared Tables
List Price	\$374



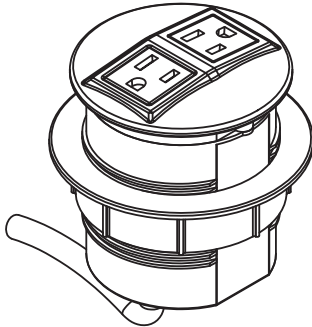
Part Number	LA-MOH4-211-C120
Description	Moire, Hole Mount
Power/Data	2 Power, 1 USB, 1 Open Data
Power Supply	120" Long Cord, 15A plug
Finish Options	Gloss White (- W); Gloss Black (- B)
Works With	Belmont Shared Tables
List Price	\$374



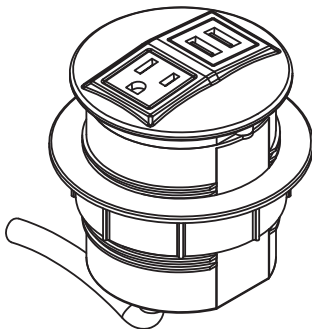
Part Number	LA-MOH4-220-C120
Description	Moire, Hole Mount
Power/Data	2 Power, 2 USB
Power Supply	120" Long Cord, 15A plug
Finish Options	Gloss White (- W); Gloss Black (- B)
Works With	Belmont Shared Tables
List Price	\$460



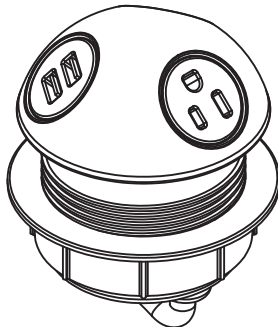
Part Number	LA-NOD2-101-C120
Description	Node, Hole Mount
Power/Data	1 Power, 1 Open Data
Power Supply	120" Long Cord, 15A plug
Finish Options	Parchment (- PP); Silver (- SP); Midnight (- MP)
Works With	Belmont Shared Tables
List Price	\$200



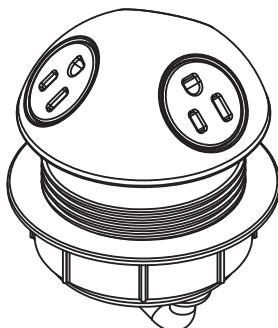
Part Number	LA-NOD2-200-C120
Description	Node, Hole Mount
Power/Data	2 Power
Power Supply	120" Long Cord, 15A plug
Finish Options	Parchment (- PP); Silver (- SP); Midnight (- MP)
Works With	Belmont Shared Tables
List Price	\$211



Part Number	LA-NOD2-110-C120
Description	Node, Hole Mount
Power/Data	1 Power, 1 USB
Power Supply	120" Long Cord, 15A plug
Finish Options	Parchment (- PP); Silver (- SP); Midnight (- MP)
Works With	Belmont Shared Tables
List Price	\$304



Part Number	LA-HEM3-210-C120
Description	Hemisphere, Hole Mount
Power/Data	2 Power, 1 USB
Power Supply	120" Long Cord, 15A plug
Finish Options	Soft Touch Black (- B); Soft Touch White (- W)
Works With	Belmont Shared Tables
List Price	\$280



Part Number	LA-HEM3-300-C120
Description	Hemisphere, Hole Mount
Power/Data	3 Power
Power Supply	120" Long Cord, 15A plug
Finish Options	Soft Touch Black (- B); Soft Touch White (- W)
Works With	Belmont Shared Tables
List Price	\$280



LIATFURNITURE.COM

694 North Main Street • Troutman, NC 28166

P 704 528 4506 • F 704 528 6519