

## **NOTICE TO AUTHORIZED USERS OF AWARD #23295 - Furniture, All Types (Except Hospital Room and Patient Handling)**

This pricelist/catalog **may** contain items that are not within the Scope of the Contract Award and/or not within this Contractors approved furniture Categories. All Authorized Users are strongly encouraged to review the Scope of the Award and the Contractors Category Matrix prior to selecting items for purchase under the Contract. Per Solicitation Section 4.5 (D) - Procurement Instructions for Authorized Users: When placing orders under this Award, the Authorized User should follow and be familiar with the terms and conditions governing the Contract and are responsible for determining that the product(s) they intend to purchase fit within the scope of the Award.

References to other government contracts that may be included in a Contractor's pricelist/catalog, including any additional terms or conditions, are void under the OGS Award and should be disregarded. Only OGS' Terms and Conditions, including those within a Contractor's posted Contractor Information and Supplemental Information sheet, are valid under the Contract.

Additionally, Authorized Users are reminded that where discrepancies exist between Price List documents, the lowest price shall prevail (see Section 5.3 Price).

All orders must be placed with the Contractor, or the Contractor's OGS approved Authorized Reseller listed on the OGS website under the Award. Orders placed with a reseller not approved by OGS are not considered contract orders and therefore are not subject to the same terms and conditions of the OGS Award.

Authorized Users should contact the OGS Contract Manager listed on the Award with any questions pertaining to this pricelist/catalog.

## **NYS Price List Effective 4/12/24**



**MERGEWORKS™**

Define Your Workspace®

# NEW YORK STATE CATALOG

PRIVACY • ACOUSTIC • DISPLAY • MOBILE



# PRODUCT INDEX

## About Us

### Desk Dividers

Enclave®

Enclave® Privacy Plus

Enclave® Sneeze Guard

Terrace Sneeze Guard

SwitchIT™

EchoWrap® Enclave®

L-Panel

U-Panel

EchoWrap® Midtown™

L-Panel

U-Panel

Midtown™

Modesty Panel

### Cubicle Extender Panels

Stackers™

### Accessories

### Height Adjustable Tables, Bases, and Worksurfaces

### Room Divider Panels

Notch Wall®

Villa Wall™

EchoDeco® Villa Wall™

Fold-N-Roll Villa Wall™

Duplex Wall™

Urban Wall®

Zag Wall™

### Acoustic Solutions

EchoDeco® Baffles

EchoDeco® Grid Baffles

EchoDeco® Beam Baffles

EchoDeco® Ceiling Tiles

EchoDeco® Blade Ceiling Tiles



# ABOUT US

At MergeWorks, we combine engineering and innovative design to transform offices into functional, beautiful workspaces that promote collaboration while providing the visual and sound privacy that workers need to stay focused and productive.



ACOUSTIC ENCLAVE™ PANELS AND ECHODECO™ HANGING WALLS

Our products include desk dividers, room dividers, acoustic products, dry erase boards, and sit stand desks. Every order is customized to meet our customers' needs, and all products are manufactured in our state-of-the-art facility in San Antonio, Texas.





## OUR HISTORY

Inspired by a passion for beautiful and functional workspaces, CEO Scott Klingler and his father Foster Klingler founded MergeWorks in 2003. With extensive experience in engineering and manufacturing, Scott designs and engineers all MergeWorks products. Dedicated to the craft of office furniture design, Scott and his team enjoy creating new products and strive to continuously refine and improve MergeWorks' products and manufacturing techniques.

## DEFINE YOUR WORKSPACE

Our flexible and versatile solutions are designed to merge with any work surface or workstation to bring your office concept to life. Choose from a wide palette of rich colors and a variety of materials to uniquely define your personal and collaborative workspace. If you can't find what you need, MergeWorks will work with you to create a customized solution featuring shared spaces and individual workstations to foster creativity, collaboration and productivity.



Clear Acrylic Stackers 30"H





SwitchIT Panel in Cobalt and Linen EchoScape



## OUR VALUES

Our venture has grown and evolved over the past 18 years, but we've never lost the personal touch and integrity that comes from being a family-owned business. We love creating custom office solutions that are as unique as the customers we serve. For our employees, we strive to be a rewarding place to work where everyone shares a sense of ownership in our success.



## SUSTAINABILITY

We believe in protecting our planet and are dedicated to environmentally friendly manufacturing and business processes that preserve the Earth's resources. Committed to reducing our environmental impact, MergeWorks designs, engineers, and builds quality products with long lifespans using eco-friendly materials.





# ENCLAVE<sup>®</sup> PANEL

Price Effective - September 19, 2022



## ABOVE THE DESK DIVIDERS

Enclave<sup>™</sup> desk dividers are the perfect solution for both visual and sound privacy. Available in a wide range of styles, colors, materials and acoustic properties, our panels are designed to merge with any work surface. With a simple installation process and a variety of permanent and removeable mounting options, you can turn existing desks and tables into personalized workstations that help maintain productivity and tune out distractions.



- Desk dividers available in several materials and colors including Clear and Frosted Acrylic, Fabric, TruBrite<sup>™</sup> Whiteboard and EchoScape<sup>™</sup>
- Tackable fabric panels are finished with 3 different trim options: Fabric Fold, Edge Band and Metal Trim
- Highly rated acoustic EchoScape<sup>™</sup> material effectively controls noise disruptions by absorbing sound:
  - 3/8" (9mm) thickness - with an NRC rated 0.85 - available in 19 colors
  - 3/4" (18mm) thickness - NRC rates 0.9 - available in 8 colors
- Dimension of Wing Panels is 1" less than the width of desk to allow for rear panel
- Permanent and removeable mounting options available
- Made in the USA




**FROSTED ACRYLIC**  
(Style FRO)  
**CLEAR ACRYLIC**  
(Style CLR)




**TRUBRITE<sup>™</sup> WHITEBOARD**  
(Style WB)




**FABRIC FOLD**  
(Style FF)



**EDGE BAND**  
(Style EB2)



**METAL TRIM**  
(Style MT2)



**ECHOSCAPE<sup>™</sup>**  
(Style PE9, PE18 and IPE18)

### How to build your SKU:

Step 1: Choose your Model	Step 2: Choose your Style	Step 3: Choose your Width	Step 3: Choose your Height	Step 4: Choose your Material Color	Step 5: Choose Your Edge Band Color (EB Style only)	Step 6: Banner Cutout Design (optional) (PE9, PE18 and IPE18 Styles only)	Step 7: Choose your Mounting Option
FAD	PE18	23	12	P306		D005	BCEK

## ENCLAVE<sup>®</sup> PANEL

Model	Style	Width	Height	Material Color	Edge Band (EB Style only)	Banner Cutout Designs (optional) (PE18 and IPE18 Styles only)	Mounting Options
FAD	FRO Frosted Acrylic	17"	12"	F1_ Fabric Series 100	SV Silver	D002 Fizzy	*TM Top Mount IM Invisible Mount
	CLR Clear Acrylic	23"	16"	F2_ Fabric Series 200	BK Black	D004 Metro	STW.R Tower Adhesive Mount SIM.R Invisible Adhesive Mount
	WB TruBrite <sup>™</sup> Whiteboard	29"	18"	P1_ EchoScape <sup>™</sup> 3/8 (9mm)	WT White	D005 Dash	*CEK Edge Clamp - Knob *ICEK Invisible Edge Clamp - Knob
	FF Fabric Fold	36"	24"	P3_ EchoScape <sup>™</sup> 3/4 (18mm)		D008 Tribal	SCEKG Edge Clamp - Gap Knob SICEKG Invisible Edge Clamp - Gap Knob
	EB2 Edge Band	42"	30"			D016 Retro	*CEL Edge Clamp - Lever *ICEL Invisible Edge Clamp - Lever
	MT2 Metal Trim	48"				D017 Strata	SCEH Edge Clamp - Hex SICMS Invisible Middle Clamp Single
	PE9 EchoScape <sup>™</sup>	54"				D021 Maze	SCMS Middle Clamp Single SIFS Invisible Free Standing
	PE18 EchoScape <sup>™</sup>	60"				D022 Aztec	SCMD Middle Clamp - Double
	IPE18 EchoScape <sup>™</sup> Invisible Mount	66"	72"			D023 Pinwheel	SCMKS Middle Clamp - Knob SFS Free Standing SBM Bench Mount

\*Mounting option available in Silver (S) or Black (B)



## MOUNTING OPTIONS



### Top Mount (TM)

- Use for permanent mounting
- Install anywhere on the desk
- Work on all thickness tops
- Clamp position on panel is adjustable
- Kits include 2 or 3 Top Mounts depending on the width of the desk divider



Top Mount (STM)



Top Mount (BTM)



### Tower Adhesive Mount (STW.R)

- For use with Clear & Frosted Acrylic
- Adhesive is used to attach metal plate to work surface
- Aluminum cover snaps into metal plate and Tower Mount is screwed into cover
- Clamp position on panel is adjustable
- Kits include 2 or 3 Tower Mounts depending on width of panel



Tower Adhesive Mount (STW.R)



### Edge Clamp - Knob (CEK)

- Fast & easy installation and relocation
- Mount along the edge of work surface
- Clamp fits 3/4" to 2" thick tops
- No screwing or drilling into work surface required
- Clamp position on panel is adjustable
- Kits include 2 or 3 Clamps depending on the width of the desk divider



Edge Clamp - Knob (SCEK)



Edge Clamp - Knob (BCEK)



### Edge Clamp - Gap Knob (CEKG)

- Extension clamp mount to allow for cable management of worksurface mounted accessories
- Clamp mounts back panel 1" off worksurface
- Gap plate and panel extend 2.5" off worksurface when fully assembled
- For use on 42" W and wider Enclave panels
- Knob clamp fits 3/4" to 2" thick worksurface tops
- No screwing or drilling into worksurface required
- Clamp position on panel is adjustable
- Kits include 2 or 3 Clamps depending on the width of the desk divider



Edge Clamp - Gap Knob (SCEKG)



### Edge Clamp - Lever (CEL)

- Patented Lever allows for easy installation with no low hanging knob
- Fast & easy installation and relocation
- Mount along the edge of work surface
- Clamp fits 5/8" to 1.5" thick tops
- No screwing or drilling into work surface required
- Clamp position on panel is adjustable
- Kits include 2 or 3 Clamps depending on the width of the desk divider

*\*Patented*



Edge Clamp - Lever (SCEL)



Edge Clamp - Lever (BCEL)



### Edge Clamp - Hex (CEH) (Low Profile)

- Fast & easy installation and relocation
- Mount along the edge of work surface
- Clamp fits 1.1" to 1.22" thick tops
- No screwing or drilling into work surface required
- Clamp position on panel is adjustable
- Kits include 2 or 3 clamps depending on the width of the desk divider
- Use when minimum free space is available on underside of work surface



Edge Clamp - Hex (SCEH)



### Middle Clamp - Single (CMS)

- Patented Lever allows for easy installation with no low hanging knob
- Fast & easy installation and relocation
- Mount perpendicular to edge of work surface
- Clamp fits 5/8" to 1.5" thick tops
- No screwing or drilling into work surface required
- Only one clamp required to secure a desk divider
- Kits include 1 middle clamp and one metal resting plate

*\*Patented*



Middle Clamp - Single (SCMS)



### Middle Clamp - Double (CMD)

- Patented Lever allows for easy installation with no low hanging knob
- Fast & easy installation and relocation
- Mount perpendicular to edge of work surface
- Clamp fits 5/8" to 1.5" thick tops
- No screwing or drilling into work surface required
- Kit includes 2 Middle Clamps
- A central metal resting plate will be included with panels 54" and wider for a total of 3 clamps

*\*Patented*



Middle Clamp - Double (SCMD)



### Middle Clamp - Knob (CMKS)

- Fast & easy installation and relocation
- Mount perpendicular to edge of worksurface
- Clamp fits 1.1" to 1.22" thick tops
- No screwing or drilling into work surface
- Only one clamp required to secure panel to work surface
- Kit includes 1 middle clamp with knob and one or two metal resting plates depending on width of panel



Middle Clamp - Knob (SCMKS)



### Free Standing Foot (FS)

- Fast & easy installation and relocation
- Stands freely on top of worksurface
- Clamp position on panel is adjustable
- No screwing or drilling into worksurface required
- A center Pad will be included on units 54" and wider



Free Standing (SFS)




### Bench Mount (BM)

- Use for permanent mounting
- Fits between back to back workstations with a minimum gap of 2.25"
- Clamp position on panel is adjustable
- Can be used on all thickness tops
- Kit includes 2 to 3 Bench Mounts depending on width of the panel



Bench Mount (SBM)






### Invisible Mount (IM)

- For use with 3/4" (18mm) acoustic EchoScape™ only
- Permanent mount - Screw down
- Mounting locations on EchoScape™ panel are preset and posts slide into panel for invisible mount
- Kits include 2 or 3 Invisible Mounts depending on width of panel



Invisible Mount (IM)



### Invisible Adhesive Mount (SIM.R)

- For use with 3/4" (18mm) acoustic EchoScape™ only
- Adhesive is used to attach metal plate to top cap
- Aluminum cover snaps into metal plate and Invisible Mount is screwed into cover
- Mounting locations on EchoScape™ panel are preset and posts slide into panel for invisible mount
- Kits include 2 or 3 Invisible Mounts depending on width of panel



Invisible Adhesive Mount (SIM.R)



### Invisible Edge Clamp - Knob (ICEK)

- For use with 3/4" (18mm) acoustic EchoScape™ only
- Mounting locations on EchoScape™ panel are preset and posts slide into panel for Invisible Mount
- Clamp fits 3/4" to 2" thick tops
- No screwing or drilling into work surface required
- Kits include 2 or 3 Clamps depending on the width of the desk divider



Invisible Edge Clamp - Knob (SICEK)



Invisible Edge Clamp - Knob (BICEK)



### Invisible Edge Clamp - Gap Knob (ICEKG)

- For use with 3/4" (18mm) acoustic EchoScape™ only
- Mounting locations on EchoScape™ panel are preset and posts slide into panel for Invisible Mount
- For use on 42" W and wider Enclave panels
- Extension clamp mount to allow for cable management of worksurface mounted accessories
- Clamp mounts back panel 1" off worksurface
- Gap plate and panel extend 2.5" off worksurface when fully assembled
- Knob clamp fits 3/4" to 2" thick worksurface tops
- No screwing or drilling into worksurface required
- Kits include 2 or 3 Clamps depending on the width of the desk divider



Invisible Edge Clamp - Gap Knob (SICEKG)



### Invisible Edge Clamp - Lever (ICEL)

- For use with 3/4" (18mm) acoustic EchoScape™ only
- Mounting locations on EchoScape™ panel are preset and posts slide into panel for Invisible Mount
- Clamp fits 5/8" to 1.5" thick tops
- Patented Lever allows for easy installation with no low hanging knob
- No screwing or drilling into work surface required
- Kits include 2 or 3 Clamps depending on the width of the desk divider



Invisible Edge Clamp - Lever  
(SICEL)



Invisible Edge Clamp - Lever  
(BICEK)



### Invisible Middle Clamp Single (ICMS)

- For use with 3/4" (18mm) acoustic EchoScape™ only
- Mounting locations on EchoScape™ panel are preset and posts slide into panel for Invisible Mount
- Mount perpendicular to edge of work surface
- Clamp fits 5/8" to 1.5" thick tops
- Patented Lever allows for easy installation with no low hanging knob and relocation
- No screwing or drilling into work surface required
- Only one clamp required to secure a desk divider
- Kits include 1 middle clamp and one metal resting plate



Invisible Middle Clamp Single  
(SICMS)



### Invisible Free Standing Foot (IFS)

- For use with 3/4" (18mm) acoustic EchoScape™ only
- Mounting locations on EchoScape™ panel are preset and posts slide into panel for Invisible Mount
- Stands freely on top of worksurface
- No screwing or drilling into worksurface required
- A center metal resting plate will be included on units 54" and wider



Invisible Free Standing Foot  
(SIFS)

# ENCLAVE® PANEL - FROSTED ACRYLIC



**ENCLAVE® PANEL**  
Style - Frosted Acrylic (FRO)



Shown with Edge Clamp - Hex (SCEH)



Shown with Middle Clamp - Single (SCMS)

\* Clamps available in Silver (S) or Black (B)

## MOUNTING OPTIONS

FAD-FRO				MOUNTING OPTIONS													
Width	Height	Weight (lbs)	Base List Price	Top Mount	Price	Tower Adhesive Mount	Price	Edge Clamp Knob	Edge Clamp Lever	Edge Clamp Hex	Middle Clamp	Middle Clamp Double	Middle Clamp Knob	Free Standing	Bench Mount	Price	
17"	12"	5	\$104	* TM2	+\$40	STW.R2	+\$70	* CEK2	* CEL2	SCEH2	SCMS	SCMD	SCMKS	SFS2	SBM2	+\$70	
17"	16"	5	\$127	* TM2	+\$40	STW.R2	+\$70	* CEK2	* CEL2	SCEH2	SCMS	SCMD	SCMKS	SFS2	SBM2	+\$70	
17"	18"	6	\$138	* TM2	+\$40	STW.R2	+\$70	* CEK2	* CEL2	SCEH2	SCMS	SCMD	SCMKS	SFS2	SBM2	+\$70	
17"	24"	7	\$161	* TM2	+\$40	STW.R2	+\$70	* CEK2	* CEL2	SCEH2	SCMS	SCMD	SCMKS	SFS2	SBM2	+\$70	
17"	30"	8	\$190	* TM2	+\$40	STW.R2	N/A	* CEK2	* CEL2	SCEH2	SCMS	SCMD	SCMKS	SFS2	SBM2	+\$70	
23"	12"	5	\$127	* TM2	+\$40	STW.R2	+\$70	* CEK2	* CEL2	SCEH2	SCMS	SCMD	SCMKS	SFS2	SBM2	+\$70	
23"	16"	6	\$144	* TM2	+\$40	STW.R2	+\$70	* CEK2	* CEL2	SCEH2	SCMS	SCMD	SCMKS	SFS2	SBM2	+\$70	
23"	18"	7	\$161	* TM2	+\$40	STW.R2	+\$70	* CEK2	* CEL2	SCEH2	SCMS	SCMD	SCMKS	SFS2	SBM2	+\$70	
23"	24"	8	\$201	* TM2	+\$40	STW.R2	+\$70	* CEK2	* CEL2	SCEH2	SCMS	SCMD	SCMKS	SFS2	SBM2	+\$70	
23"	30"	9	\$241	* TM2	+\$40	STW.R2	N/A	* CEK2	* CEL2	SCEH2	SCMS	SCMD	SCMKS	SFS2	SBM2	+\$70	
29"	12"	6	\$144	* TM2	+\$40	STW.R2	+\$70	* CEK2	* CEL2	SCEH2	SCMS	SCMD	SCMKS	SFS2	SBM2	+\$70	
29"	16"	7	\$167	* TM2	+\$40	STW.R2	+\$70	* CEK2	* CEL2	SCEH2	SCMS	SCMD	SCMKS	SFS2	SBM2	+\$70	
29"	18"	8	\$196	* TM2	+\$40	STW.R2	+\$70	* CEK2	* CEL2	SCEH2	SCMS	SCMD	SCMKS	SFS2	SBM2	+\$70	
29"	24"	9	\$241	* TM2	+\$40	STW.R2	+\$70	* CEK2	* CEL2	SCEH2	SCMS	SCMD	SCMKS	SFS2	SBM2	+\$70	
29"	30"	11	\$327	* TM2	+\$40	STW.R2	N/A	* CEK2	* CEL2	SCEH2	SCMS	SCMD	SCMKS	SFS2	SBM2	+\$70	
36"	12"	7	\$167	* TM2	+\$40	STW.R2	+\$70	* CEK2	* CEL2	SCEH2	N/A	SCMD	N/A	SFS2	SBM2	+\$70	
36"	16"	8	\$207	* TM2	+\$40	STW.R2	+\$70	* CEK2	* CEL2	SCEH2	N/A	SCMD	N/A	SFS2	SBM2	+\$70	
36"	18"	9	\$236	* TM2	+\$40	STW.R2	+\$70	* CEK2	* CEL2	SCEH2	N/A	SCMD	N/A	SFS2	SBM2	+\$70	
36"	24"	11	\$282	* TM2	+\$40	STW.R2	+\$70	* CEK2	* CEL2	SCEH2	N/A	SCMD	N/A	SFS2	SBM2	+\$70	
36"	30"	13	\$338	* TM2	+\$40	STW.R2	N/A	* CEK2	* CEL2	SCEH2	N/A	SCMD	N/A	SFS2	SBM2	+\$70	

\* Clamps available in Silver (S) or Black (B)

## MOUNTING OPTIONS

FAD-FRO				MOUNTING OPTIONS													
Width	Height	Weight (lbs)	Base List Price	Top Mount	Price	Tower Adhesive Mount	Price	Edge Clamp Gap Knob	Price	Edge Clamp Knob	Edge Clamp Lever	Edge Clamp Hex	Middle Clamp Double	Free Standing	Bench Mount	Price	
42"	12"	7	\$196	* TM2	+\$40	STW.R2	+\$70	SCEKG2	+\$80	* CEK2	* CEL2	SCEH2	SCMD	SFS2	SBM2	+\$70	
42"	16"	9	\$241	* TM2	+\$40	STW.R2	+\$70	SCEKG2	+\$80	* CEK2	* CEL2	SCEH2	SCMD	SFS2	SBM2	+\$70	
42"	18"	10	\$275	* TM2	+\$40	STW.R2	+\$70	SCEKG2	+\$80	* CEK2	* CEL2	SCEH2	SCMD	SFS2	SBM2	+\$70	
42"	24"	12	\$367	* TM2	+\$40	STW.R2	+\$70	SCEKG2	+\$80	* CEK2	* CEL2	SCEH2	SCMD	SFS2	SBM2	+\$70	
42"	30"	15	\$425	* TM2	+\$40	STW.R2	N/A	SCEKG2	+\$80	* CEK2	* CEL2	SCEH2	SCMD	SFS2	SBM2	+\$70	
48"	12"	8	\$213	* TM2	+\$40	STW.R2	+\$70	SCEKG2	+\$80	* CEK2	* CEL2	SCEH2	SCMD	SFS2	SBM2	+\$70	
48"	16"	10	\$259	* TM2	+\$40	STW.R2	+\$70	SCEKG2	+\$80	* CEK2	* CEL2	SCEH2	SCMD	SFS2	SBM2	+\$70	
48"	18"	11	\$305	* TM2	+\$40	STW.R2	+\$70	SCEKG2	+\$80	* CEK2	* CEL2	SCEH2	SCMD	SFS2	SBM2	+\$70	
48"	24"	14	\$373	* TM2	+\$40	STW.R2	+\$70	SCEKG2	+\$80	* CEK2	* CEL2	SCEH2	SCMD	SFS2	SBM2	+\$70	
48"	30"	17	\$435	* TM2	+\$40	STW.R2	N/A	SCEKG2	+\$80	* CEK2	* CEL2	SCEH2	SCMD	SFS2	SBM2	+\$70	
54"	12"	9	\$224	* TM2	+\$40	STW.R2	+\$70	SCEKG2	+\$80	* CEK2	* CEL2	SCEH2	SCMD	SFS2	SBM2	+\$70	
54"	16"	11	\$287	* TM2	+\$40	STW.R2	+\$70	SCEKG2	+\$80	* CEK2	* CEL2	SCEH2	SCMD	SFS2	SBM2	+\$70	
54"	18"	12	\$333	* TM2	+\$40	STW.R2	+\$70	SCEKG2	+\$80	* CEK2	* CEL2	SCEH2	SCMD	SFS2	SBM2	+\$70	
54"	24"	15	\$384	* TM2	+\$40	STW.R2	+\$70	SCEKG2	+\$80	* CEK2	* CEL2	SCEH2	SCMD	SFS2	SBM2	+\$70	
54"	30"	19	\$602	* TM2	+\$40	STW.R2	N/A	SCEKG2	+\$80	* CEK2	* CEL2	SCEH2	SCMD	SFS2	SBM2	+\$70	
60"	12"	10	\$264	* TM3	+\$60	STW.R3	+\$105	SCEKG3	+\$120	* CEK3	* CEL3	SCEH3	SCMDP	SFS2P	SBM3	+\$105	
60"	16"	13	\$338	* TM3	+\$60	STW.R3	+\$105	SCEKG3	+\$120	* CEK3	* CEL3	SCEH3	SCMDP	SFS2P	SBM3	+\$105	
60"	18"	14	\$373	* TM3	+\$60	STW.R3	+\$105	SCEKG3	+\$120	* CEK3	* CEL3	SCEH3	SCMDP	SFS2P	SBM3	+\$105	
60"	24"	18	\$493	* TM3	+\$60	STW.R3	+\$105	SCEKG3	+\$120	* CEK3	* CEL3	SCEH3	SCMDP	SFS2P	SBM3	+\$105	
60"	30"	21	\$608	* TM3	+\$60	STW.R3	N/A	SCEKG3	+\$120	* CEK3	* CEL3	SCEH3	SCMDP	SFS2P	SBM3	+\$105	
66"	12"	11	\$270	* TM3	+\$60	STW.R3	+\$105	SCEKG3	+\$120	* CEK3	* CEL3	SCEH3	SCMDP	SFS2P	SBM3	+\$105	
66"	16"	14	\$344	* TM3	+\$60	STW.R3	+\$105	SCEKG3	+\$120	* CEK3	* CEL3	SCEH3	SCMDP	SFS2P	SBM3	+\$105	
66"	18"	15	\$379	* TM3	+\$60	STW.R3	+\$105	SCEKG3	+\$120	* CEK3	* CEL3	SCEH3	SCMDP	SFS2P	SBM3	+\$105	
66"	24"	19	\$499	* TM3	+\$60	STW.R3	+\$105	SCEKG3	+\$120	* CEK3	* CEL3	SCEH3	SCMDP	SFS2P	SBM3	+\$105	
66"	30"	23	\$619	* TM3	+\$60	STW.R3	N/A	SCEKG3	+\$120	* CEK3	* CEL3	SCEH3	SCMDP	SFS2P	SBM3	+\$105	
72"	12"	12	\$293	* TM3	+\$60	STW.R3	+\$105	SCEKG3	+\$120	* CEK3	* CEL3	SCEH3	SCMDP	SFS2P	SBM3	+\$105	
72"	16"	15	\$350	* TM3	+\$60	STW.R3	+\$105	SCEKG3	+\$120	* CEK3	* CEL3	SCEH3	SCMDP	SFS2P	SBM3	+\$105	
72"	18"	16	\$430	* TM3	+\$60	STW.R3	+\$105	SCEKG3	+\$120	* CEK3	* CEL3	SCEH3	SCMDP	SFS2P	SBM3	+\$105	
72"	24"	21	\$511	* TM3	+\$60	STW.R3	+\$105	SCEKG3	+\$120	* CEK3	* CEL3	SCEH3	SCMDP	SFS2P	SBM3	+\$105	
72"	30"	25	\$625	* TM3	+\$60	STW.R3	N/A	SCEKG3	+\$120	* CEK3	* CEL3	SCEH3	SCMDP	SFS2P	SBM3	+\$105	

NOTE:  
All pricing in USD  
Quantity of mounting clamps noted as last number in SKU



# ENCLAVE® PANEL - CLEAR ACRYLIC

## ENCLAVE® PANEL

Style - Clear Acrylic (CLR)

Shown with  
Free Standing Feet (SFS)



\* Clamps available in  
Silver (S) or Black (B)

### MOUNTING OPTIONS

#### FAD-CLR

Width	Height	Weight (lbs)	Base List Price	Top Mount	Price	Tower Adhesive Mount	Price	Edge Clamp Knob	Price	Edge Clamp Lever	Edge Clamp Hex	Middle Clamp	Middle Clamp Double	Middle Clamp Knob	Free Standing	Bench Mount	Price
17"	12"	5	\$99	* TM2	+\$40	STW.R2	+\$70	* CEK2	* CEL2	SCEH2	SCMS	SCMD	SCMKS	SFS2	SBM2	+\$70	
17"	16"	5	\$120	* TM2	+\$40	STW.R2	+\$70	* CEK2	* CEL2	SCEH2	SCMS	SCMD	SCMKS	SFS2	SBM2	+\$70	
17"	18"	6	\$142	* TM2	+\$40	STW.R2	+\$70	* CEK2	* CEL2	SCEH2	SCMS	SCMD	SCMKS	SFS2	SBM2	+\$70	
17"	24"	7	\$153	* TM2	+\$40	STW.R2	+\$70	* CEK2	* CEL2	SCEH2	SCMS	SCMD	SCMKS	SFS2	SBM2	+\$70	
17"	30"	8	\$208	* TM2	+\$40	STW.R2	N/A	* CEK2	* CEL2	SCEH2	SCMS	SCMD	SCMKS	SFS2	SBM2	+\$70	
23"	12"	5	\$120	* TM2	+\$40	STW.R2	+\$70	* CEK2	* CEL2	SCEH2	SCMS	SCMD	SCMKS	SFS2	SBM2	+\$70	
23"	16"	6	\$137	* TM2	+\$40	STW.R2	+\$70	* CEK2	* CEL2	SCEH2	SCMS	SCMD	SCMKS	SFS2	SBM2	+\$70	
23"	18"	7	\$153	* TM2	+\$40	STW.R2	+\$70	* CEK2	* CEL2	SCEH2	SCMS	SCMD	SCMKS	SFS2	SBM2	+\$70	
23"	24"	8	\$191	* TM2	+\$40	STW.R2	+\$70	* CEK2	* CEL2	SCEH2	SCMS	SCMD	SCMKS	SFS2	SBM2	+\$70	
23"	30"	9	\$229	* TM2	+\$40	STW.R2	N/A	* CEK2	* CEL2	SCEH2	SCMS	SCMD	SCMKS	SFS2	SBM2	+\$70	
29"	12"	6	\$137	* TM2	+\$40	STW.R2	+\$70	* CEK2	* CEL2	SCEH2	SCMS	SCMD	SCMKS	SFS2	SBM2	+\$70	
29"	16"	7	\$159	* TM2	+\$40	STW.R2	+\$70	* CEK2	* CEL2	SCEH2	SCMS	SCMD	SCMKS	SFS2	SBM2	+\$70	
29"	18"	8	\$186	* TM2	+\$40	STW.R2	+\$70	* CEK2	* CEL2	SCEH2	SCMS	SCMD	SCMKS	SFS2	SBM2	+\$70	
29"	24"	9	\$229	* TM2	+\$40	STW.R2	+\$70	* CEK2	* CEL2	SCEH2	SCMS	SCMD	SCMKS	SFS2	SBM2	+\$70	
29"	30"	11	\$366	* TM2	+\$40	STW.R2	N/A	* CEK2	* CEL2	SCEH2	SCMS	SCMD	SCMKS	SFS2	SBM2	+\$70	
36"	12"	7	\$159	* TM2	+\$40	STW.R2	+\$70	* CEK2	* CEL2	SCEH2	N/A	SCMD	N/A	SFS2	SBM2	+\$70	
36"	16"	8	\$197	* TM2	+\$40	STW.R2	+\$70	* CEK2	* CEL2	SCEH2	N/A	SCMD	N/A	SFS2	SBM2	+\$70	
36"	18"	9	\$246	* TM2	+\$40	STW.R2	+\$70	* CEK2	* CEL2	SCEH2	N/A	SCMD	N/A	SFS2	SBM2	+\$70	
36"	24"	11	\$349	* TM2	+\$40	STW.R2	+\$70	* CEK2	* CEL2	SCEH2	N/A	SCMD	N/A	SFS2	SBM2	+\$70	
36"	30"	13	\$442	* TM2	+\$40	STW.R2	N/A	* CEK2	* CEL2	SCEH2	N/A	SCMD	N/A	SFS2	SBM2	+\$70	

\* Clamps available in  
Silver (S) or Black (B)

### MOUNTING OPTIONS

#### FAD-CLR

Width	Height	Weight (lbs)	Base List Price	Top Mount	Price	Tower Adhesive Mount	Price	Edge Clamp Gap Knob	Price	Edge Clamp Knob	Edge Clamp Lever	Edge Clamp Hex	Middle Clamp Double	Free Standing	Bench Mount	Price
42"	12"	7	\$186	* TM2	+\$40	STW.R2	+\$70	SCEKG2	+\$80	* CEK2	* CEL2	SCEH2	SCMD	SFS2	SBM2	+\$70
42"	16"	9	\$229	* TM2	+\$40	STW.R2	+\$70	SCEKG2	+\$80	* CEK2	* CEL2	SCEH2	SCMD	SFS2	SBM2	+\$70
42"	18"	10	\$262	* TM2	+\$40	STW.R2	+\$70	SCEKG2	+\$80	* CEK2	* CEL2	SCEH2	SCMD	SFS2	SBM2	+\$70
42"	24"	12	\$355	* TM2	+\$40	STW.R2	+\$70	SCEKG2	+\$80	* CEK2	* CEL2	SCEH2	SCMD	SFS2	SBM2	+\$70
42"	30"	15	\$453	* TM2	+\$40	STW.R2	N/A	SCEKG2	+\$80	* CEK2	* CEL2	SCEH2	SCMD	SFS2	SBM2	+\$70
48"	12"	8	\$284	* TM2	+\$40	STW.R2	+\$70	SCEKG2	+\$80	* CEK2	* CEL2	SCEH2	SCMD	SFS2	SBM2	+\$70
48"	16"	10	\$366	* TM2	+\$40	STW.R2	+\$70	SCEKG2	+\$80	* CEK2	* CEL2	SCEH2	SCMD	SFS2	SBM2	+\$70
48"	18"	11	\$507	* TM2	+\$40	STW.R2	+\$70	SCEKG2	+\$80	* CEK2	* CEL2	SCEH2	SCMD	SFS2	SBM2	+\$70
48"	24"	14	\$518	* TM2	+\$40	STW.R2	+\$70	SCEKG2	+\$80	* CEK2	* CEL2	SCEH2	SCMD	SFS2	SBM2	+\$70
48"	30"	17	\$954	* TM2	+\$40	STW.R2	N/A	SCEKG2	+\$80	* CEK2	* CEL2	SCEH2	SCMD	SFS2	SBM2	+\$70
54"	12"	9	\$289	* TM2	+\$40	STW.R2	+\$70	SCEKG2	+\$80	* CEK2	* CEL2	SCEH2	SCMD	SFS2	SBM2	+\$70
54"	16"	11	\$371	* TM2	+\$40	STW.R2	+\$70	SCEKG2	+\$80	* CEK2	* CEL2	SCEH2	SCMD	SFS2	SBM2	+\$70
54"	18"	12	\$513	* TM2	+\$40	STW.R2	+\$70	SCEKG2	+\$80	* CEK2	* CEL2	SCEH2	SCMD	SFS2	SBM2	+\$70
54"	24"	15	\$529	* TM2	+\$40	STW.R2	+\$70	SCEKG2	+\$80	* CEK2	* CEL2	SCEH2	SCMD	SFS2	SBM2	+\$70
54"	30"	19	\$965	* TM2	+\$40	STW.R2	N/A	SCEKG2	+\$80	* CEK2	* CEL2	SCEH2	SCMD	SFS2	SBM2	+\$70
60"	12"	10	\$295	* TM3	+\$60	STW.R3	+\$105	SCEKG3	+\$120	* CEK3	* CEL3	SCEH3	SCMDP	SFS2P	SBM3	+\$105
60"	16"	13	\$377	* TM3	+\$60	STW.R3	+\$105	SCEKG3	+\$120	* CEK3	* CEL3	SCEH3	SCMDP	SFS2P	SBM3	+\$105
60"	18"	14	\$518	* TM3	+\$60	STW.R3	+\$105	SCEKG3	+\$120	* CEK3	* CEL3	SCEH3	SCMDP	SFS2P	SBM3	+\$105
60"	24"	18	\$535	* TM3	+\$60	STW.R3	+\$105	SCEKG3	+\$120	* CEK3	* CEL3	SCEH3	SCMDP	SFS2P	SBM3	+\$105
60"	30"	21	\$971	* TM3	+\$60	STW.R3	N/A	SCEKG3	+\$120	* CEK3	* CEL3	SCEH3	SCMDP	SFS2P	SBM3	+\$105
66"	12"	11	\$300	* TM3	+\$60	STW.R3	+\$105	SCEKG3	+\$120	* CEK3	* CEL3	SCEH3	SCMDP	SFS2P	SBM3	+\$105
66"	16"	14	\$382	* TM3	+\$60	STW.R3	+\$105	SCEKG3	+\$120	* CEK3	* CEL3	SCEH3	SCMDP	SFS2P	SBM3	+\$105
66"	18"	15	\$529	* TM3	+\$60	STW.R3	+\$105	SCEKG3	+\$120	* CEK3	* CEL3	SCEH3	SCMDP	SFS2P	SBM3	+\$105
66"	24"	19	\$540	* TM3	+\$60	STW.R3	+\$105	SCEKG3	+\$120	* CEK3	* CEL3	SCEH3	SCMDP	SFS2P	SBM3	+\$105
66"	30"	23	\$981	* TM3	+\$60	STW.R3	N/A	SCEKG3	+\$120	* CEK3	* CEL3	SCEH3	SCMDP	SFS2P	SBM3	+\$105
72"	12"	12	\$306	* TM3	+\$60	STW.R3	+\$105	SCEKG3	+\$120	* CEK3	* CEL3	SCEH3	SCMDP	SFS2P	SBM3	+\$105
72"	16"	15	\$382	* TM3	+\$60	STW.R3	+\$105	SCEKG3	+\$120	* CEK3	* CEL3	SCEH3	SCMDP	SFS2P	SBM3	+\$105
72"	18"	16	\$529	* TM3	+\$60	STW.R3	+\$105	SCEKG3	+\$120	* CEK3	* CEL3	SCEH3	SCMDP	SFS2P	SBM3	+\$105
72"	24"	21	\$545	* TM3	+\$60	STW.R3	+\$105	SCEKG3	+\$120	* CEK3	* CEL3	SCEH3	SCMDP	SFS2P	SBM3	+\$105
72"	30"	25	\$987	* TM3	+\$60	STW.R3	N/A	SCEKG3	+\$120	* CEK3	* CEL3	SCEH3	SCMDP	SFS2P	SBM3	+\$105

NOTE  
All pricing in USD  
Quantity of mounting clamps noted as last number in SKU

# ENCLAVE® PANEL - TRUBRITE™ WHITEBOARD



## ENCLAVE® PANEL

Style - TruBrite™ Whiteboard (WB)



Shown with Edge Clamp - Knob (SCEK)



Shown with Free Standing Feet (SFS)

\* Clamps available in Silver (S) or Black (B)

### MOUNTING OPTIONS

FAD-WB				Top Mount	Price	MOUNTING OPTIONS									Price
Width	Height	Weight (lbs)	Base List Price			Edge Clamp Knob	Edge Clamp Lever	Edge Clamp Hex	Middle Clamp	Middle Clamp Double	Middle Clamp Knob	Free Standing	Bench Mount		
17"	12"	6	\$159	* TM2	+\$40	* CEK2	* CEL2	SCEH2	SCMS	SCMD	SCMKs	SFS2	SBM2	+\$70	
17"	16"	7	\$180	* TM2	+\$40	* CEK2	* CEL2	SCEH2	SCMS	SCMD	SCMKs	SFS2	SBM2	+\$70	
17"	18"	8	\$208	* TM2	+\$40	* CEK2	* CEL2	SCEH2	SCMS	SCMD	SCMKs	SFS2	SBM2	+\$70	
17"	24"	9	\$224	* TM2	+\$40	* CEK2	* CEL2	SCEH2	SCMS	SCMD	SCMKs	SFS2	SBM2	+\$70	
17"	30"	11	\$295	* TM2	+\$40	* CEK2	* CEL2	SCEH2	SCMS	SCMD	SCMKs	SFS2	SBM2	+\$70	
23"	12"	7	\$180	* TM2	+\$40	* CEK2	* CEL2	SCEH2	SCMS	SCMD	SCMKs	SFS2	SBM2	+\$70	
23"	16"	9	\$208	* TM2	+\$40	* CEK2	* CEL2	SCEH2	SCMS	SCMD	SCMKs	SFS2	SBM2	+\$70	
23"	18"	9	\$224	* TM2	+\$40	* CEK2	* CEL2	SCEH2	SCMS	SCMD	SCMKs	SFS2	SBM2	+\$70	
23"	24"	12	\$262	* TM2	+\$40	* CEK2	* CEL2	SCEH2	SCMS	SCMD	SCMKs	SFS2	SBM2	+\$70	
23"	30"	14	\$311	* TM2	+\$40	* CEK2	* CEL2	SCEH2	SCMS	SCMD	SCMKs	SFS2	SBM2	+\$70	
29"	12"	8	\$213	* TM2	+\$40	* CEK2	* CEL2	SCEH2	SCMS	SCMD	SCMKs	SFS2	SBM2	+\$70	
29"	16"	10	\$246	* TM2	+\$40	* CEK2	* CEL2	SCEH2	SCMS	SCMD	SCMKs	SFS2	SBM2	+\$70	
29"	18"	11	\$262	* TM2	+\$40	* CEK2	* CEL2	SCEH2	SCMS	SCMD	SCMKs	SFS2	SBM2	+\$70	
29"	24"	14	\$311	* TM2	+\$40	* CEK2	* CEL2	SCEH2	SCMS	SCMD	SCMKs	SFS2	SBM2	+\$70	
29"	30"	17	\$480	* TM2	+\$40	* CEK2	* CEL2	SCEH2	SCMS	SCMD	SCMKs	SFS2	SBM2	+\$70	
36"	12"	10	\$246	* TM2	+\$40	* CEK2	* CEL2	SCEH2	N/A	SCMD	N/A	SFS2	SBM2	+\$70	
36"	16"	12	\$289	* TM2	+\$40	* CEK2	* CEL2	SCEH2	N/A	SCMD	N/A	SFS2	SBM2	+\$70	
36"	18"	13	\$333	* TM2	+\$40	* CEK2	* CEL2	SCEH2	N/A	SCMD	N/A	SFS2	SBM2	+\$70	
36"	24"	17	\$360	* TM2	+\$40	* CEK2	* CEL2	SCEH2	N/A	SCMD	N/A	SFS2	SBM2	+\$70	
36"	30"	20	\$496	* TM2	+\$40	* CEK2	* CEL2	SCEH2	N/A	SCMD	N/A	SFS2	SBM2	+\$70	

\* Clamps available in Silver (S) or Black (B)

### MOUNTING OPTIONS

FAD-WB				Top Mount	Price	MOUNTING OPTIONS									Price
Width	Height	Weight (lbs)	Base List Price			Edge Clamp Gap Knob	Price	Edge Clamp Knob	Edge Clamp Lever	Edge Clamp Hex	Middle Clamp Double	Free Standing	Bench Mount		
42"	12"	11	\$268	* TM2	+\$40	SCEKG2	+\$80	* CEK2	* CEL2	SCEH2	SCMD	SFS2	SBM2	+\$70	
42"	16"	14	\$317	* TM2	+\$40	SCEKG2	+\$80	* CEK2	* CEL2	SCEH2	SCMD	SFS2	SBM2	+\$70	
42"	18"	15	\$355	* TM2	+\$40	SCEKG2	+\$80	* CEK2	* CEL2	SCEH2	SCMD	SFS2	SBM2	+\$70	
42"	24"	19	\$409	* TM2	+\$40	SCEKG2	+\$80	* CEK2	* CEL2	SCEH2	SCMD	SFS2	SBM2	+\$70	
42"	30"	23	\$513	* TM2	+\$40	SCEKG2	+\$80	* CEK2	* CEL2	SCEH2	SCMD	SFS2	SBM2	+\$70	
48"	12"	12	\$295	* TM2	+\$40	SCEKG2	+\$80	* CEK2	* CEL2	SCEH2	SCMD	SFS2	SBM2	+\$70	
48"	16"	15	\$333	* TM2	+\$40	SCEKG2	+\$80	* CEK2	* CEL2	SCEH2	SCMD	SFS2	SBM2	+\$70	
48"	18"	17	\$371	* TM2	+\$40	SCEKG2	+\$80	* CEK2	* CEL2	SCEH2	SCMD	SFS2	SBM2	+\$70	
48"	24"	22	\$426	* TM2	+\$40	SCEKG2	+\$80	* CEK2	* CEL2	SCEH2	SCMD	SFS2	SBM2	+\$70	
48"	30"	26	\$524	* TM2	+\$40	SCEKG2	+\$80	* CEK2	* CEL2	SCEH2	SCMD	SFS2	SBM2	+\$70	
54"	12"	13	\$382	* TM2	+\$40	SCEKG2	+\$80	* CEK2	* CEL2	SCEH2	SCMD	SFS2	SBM2	+\$70	
54"	16"	17	\$447	* TM2	+\$40	SCEKG2	+\$80	* CEK2	* CEL2	SCEH2	SCMD	SFS2	SBM2	+\$70	
54"	18"	19	\$567	* TM2	+\$40	SCEKG2	+\$80	* CEK2	* CEL2	SCEH2	SCMD	SFS2	SBM2	+\$70	
54"	24"	24	\$595	* TM2	+\$40	SCEKG2	+\$80	* CEK2	* CEL2	SCEH2	SCMD	SFS2	SBM2	+\$70	
54"	30"	29	\$1,025	* TM2	+\$40	SCEKG2	+\$80	* CEK2	* CEL2	SCEH2	SCMD	SFS2	SBM2	+\$70	
60"	12"	15	\$393	* TM3	+\$60	SCEKG3	+\$120	* CEK3	* CEL3	SCEH3	SCMDP	SFS2P	SBM3	+\$105	
60"	16"	19	\$469	* TM3	+\$60	SCEKG3	+\$120	* CEK3	* CEL3	SCEH3	SCMDP	SFS2P	SBM3	+\$105	
60"	18"	21	\$589	* TM3	+\$60	SCEKG3	+\$120	* CEK3	* CEL3	SCEH3	SCMDP	SFS2P	SBM3	+\$105	
60"	24"	27	\$611	* TM3	+\$60	SCEKG3	+\$120	* CEK3	* CEL3	SCEH3	SCMDP	SFS2P	SBM3	+\$105	
60"	30"	33	\$1,047	* TM3	+\$60	SCEKG3	+\$120	* CEK3	* CEL3	SCEH3	SCMDP	SFS2P	SBM3	+\$105	
66"	12"	17	\$409	* TM3	+\$60	SCEKG3	+\$120	* CEK3	* CEL3	SCEH3	SCMDP	SFS2P	SBM3	+\$105	
66"	16"	21	\$486	* TM3	+\$60	SCEKG3	+\$120	* CEK3	* CEL3	SCEH3	SCMDP	SFS2P	SBM3	+\$105	
66"	18"	23	\$605	* TM3	+\$60	SCEKG3	+\$120	* CEK3	* CEL3	SCEH3	SCMDP	SFS2P	SBM3	+\$105	
66"	24"	30	\$627	* TM3	+\$60	SCEKG3	+\$120	* CEK3	* CEL3	SCEH3	SCMDP	SFS2P	SBM3	+\$105	
66"	30"	36	\$1,063	* TM3	+\$60	SCEKG3	+\$120	* CEK3	* CEL3	SCEH3	SCMDP	SFS2P	SBM3	+\$105	
72"	12"	18	\$442	* TM3	+\$60	SCEKG3	+\$120	* CEK3	* CEL3	SCEH3	SCMDP	SFS2P	SBM3	+\$105	
72"	16"	23	\$524	* TM3	+\$60	SCEKG3	+\$120	* CEK3	* CEL3	SCEH3	SCMDP	SFS2P	SBM3	+\$105	
72"	18"	25	\$654	* TM3	+\$60	SCEKG3	+\$120	* CEK3	* CEL3	SCEH3	SCMDP	SFS2P	SBM3	+\$105	
72"	24"	32	\$682	* TM3	+\$60	SCEKG3	+\$120	* CEK3	* CEL3	SCEH3	SCMDP	SFS2P	SBM3	+\$105	
72"	30"	39	\$1,199	* TM3	+\$60	SCEKG3	+\$120	* CEK3	* CEL3	SCEH3	SCMDP	SFS2P	SBM3	+\$105	

NOTE:  
All pricing in USD  
Quantity of mounting clamps noted as last number in SKU

# ENCLAVE® PANEL - FABRIC FOLD



**ENCLAVE® PANEL**  
Style - Fabric Fold (FF)



Shown with Middle Clamp - Double (SCMD)



Shown with Top Mount (STM)

\* Clamps available in Silver (S) or Black (B)

## MOUNTING OPTIONS

FAD-FF					Top Mount	Price	MOUNTING OPTIONS										Price
Width	Height	Weight (lbs)	100 Series List Price	200 Series List Price			Edge Clamp Knob	Edge Clamp Lever	Edge Clamp Hex	Middle Clamp	Middle Clamp Double	Middle Clamp Knob	Free Standing	Bench Mount			
17"	12"	4	\$186	\$197	* TM2	+\$40	* CEK2	* CEL2	SCEH2	SCMS	SCMD	SCMKS	SFS2	SBM2	+\$70		
17"	16"	5	\$208	\$229	* TM2	+\$40	* CEK2	* CEL2	SCEH2	SCMS	SCMD	SCMKS	SFS2	SBM2	+\$70		
17"	18"	5	\$246	\$278	* TM2	+\$40	* CEK2	* CEL2	SCEH2	SCMS	SCMD	SCMKS	SFS2	SBM2	+\$70		
17"	24"	6	\$268	\$289	* TM2	+\$40	* CEK2	* CEL2	SCEH2	SCMS	SCMD	SCMKS	SFS2	SBM2	+\$70		
17"	30"	7	\$360	\$420	* TM2	+\$40	* CEK2	* CEL2	SCEH2	SCMS	SCMD	SCMKS	SFS2	SBM2	+\$70		
23"	12"	5	\$208	\$229	* TM2	+\$40	* CEK2	* CEL2	SCEH2	SCMS	SCMD	SCMKS	SFS2	SBM2	+\$70		
23"	16"	6	\$246	\$268	* TM2	+\$40	* CEK2	* CEL2	SCEH2	SCMS	SCMD	SCMKS	SFS2	SBM2	+\$70		
23"	18"	6	\$278	\$317	* TM2	+\$40	* CEK2	* CEL2	SCEH2	SCMS	SCMD	SCMKS	SFS2	SBM2	+\$70		
23"	24"	7	\$311	\$338	* TM2	+\$40	* CEK2	* CEL2	SCEH2	SCMS	SCMD	SCMKS	SFS2	SBM2	+\$70		
23"	30"	9	\$415	\$496	* TM2	+\$40	* CEK2	* CEL2	SCEH2	SCMS	SCMD	SCMKS	SFS2	SBM2	+\$70		
29"	12"	6	\$240	\$262	* TM2	+\$40	* CEK2	* CEL2	SCEH2	SCMS	SCMD	SCMKS	SFS2	SBM2	+\$70		
29"	16"	7	\$278	\$300	* TM2	+\$40	* CEK2	* CEL2	SCEH2	SCMS	SCMD	SCMKS	SFS2	SBM2	+\$70		
29"	18"	7	\$322	\$360	* TM2	+\$40	* CEK2	* CEL2	SCEH2	SCMS	SCMD	SCMKS	SFS2	SBM2	+\$70		
29"	24"	9	\$360	\$398	* TM2	+\$40	* CEK2	* CEL2	SCEH2	SCMS	SCMD	SCMKS	SFS2	SBM2	+\$70		
29"	30"	10	\$540	\$633	* TM2	+\$40	* CEK2	* CEL2	SCEH2	SCMS	SCMD	SCMKS	SFS2	SBM2	+\$70		
36"	12"	6	\$273	\$295	* TM2	+\$40	* CEK2	* CEL2	SCEH2	N/A	SCMD	N/A	SFS2	SBM2	+\$70		
36"	16"	8	\$322	\$360	* TM2	+\$40	* CEK2	* CEL2	SCEH2	N/A	SCMD	N/A	SFS2	SBM2	+\$70		
36"	18"	5	\$398	\$447	* TM2	+\$40	* CEK2	* CEL2	SCEH2	N/A	SCMD	N/A	SFS2	SBM2	+\$70		
36"	24"	10	\$420	\$469	* TM2	+\$40	* CEK2	* CEL2	SCEH2	N/A	SCMD	N/A	SFS2	SBM2	+\$70		
36"	30"	12	\$600	\$720	* TM2	+\$40	* CEK2	* CEL2	SCEH2	N/A	SCMD	N/A	SFS2	SBM2	+\$70		

\* Clamps available in Silver (S) or Black (B)


## MOUNTING OPTIONS

FAD-FF					Top Mount	Price	Edge Clamp Gap Knob	Price	MOUNTING OPTIONS						Price
Width	Height	Weight (lbs)	100 Series List Price	200 Series List Price					Edge Clamp Knob	Edge Clamp Lever	Edge Clamp Hex	Middle Clamp Double	Free Standing	Bench Mount	
42"	12"	7	\$295	\$327	* TM2	+\$40	SCEKG2	+\$80	* CEK2	* CEL2	SCEH2	SCMD	SFS2	SBM2	+\$70
42"	16"	8	\$360	\$398	* TM2	+\$40	SCEKG2	+\$80	* CEK2	* CEL2	SCEH2	SCMD	SFS2	SBM2	+\$70
42"	18"	9	\$426	\$486	* TM2	+\$40	SCEKG2	+\$80	* CEK2	* CEL2	SCEH2	SCMD	SFS2	SBM2	+\$70
42"	24"	11	\$469	\$535	* TM2	+\$40	SCEKG2	+\$80	* CEK2	* CEL2	SCEH2	SCMD	SFS2	SBM2	+\$70
42"	30"	14	\$660	\$802	* TM2	+\$40	SCEKG2	+\$80	* CEK2	* CEL2	SCEH2	SCMD	SFS2	SBM2	+\$70
48"	12"	8	\$327	\$360	* TM2	+\$40	SCEKG2	+\$80	* CEK2	* CEL2	SCEH2	SCMD	SFS2	SBM2	+\$70
48"	16"	9	\$393	\$436	* TM2	+\$40	SCEKG2	+\$80	* CEK2	* CEL2	SCEH2	SCMD	SFS2	SBM2	+\$70
48"	18"	10	\$458	\$529	* TM2	+\$40	SCEKG2	+\$80	* CEK2	* CEL2	SCEH2	SCMD	SFS2	SBM2	+\$70
48"	24"	13	\$507	\$578	* TM2	+\$40	SCEKG2	+\$80	* CEK2	* CEL2	SCEH2	SCMD	SFS2	SBM2	+\$70
48"	30"	15	\$720	\$878	* TM2	+\$40	SCEKG2	+\$80	* CEK2	* CEL2	SCEH2	SCMD	SFS2	SBM2	+\$70
54"	12"	8	\$360	\$398	* TM2	+\$40	SCEKG2	+\$80	* CEK2	* CEL2	SCEH2	SCMD	SFS2	SBM2	+\$70
54"	16"	10	\$436	\$486	* TM2	+\$40	SCEKG2	+\$80	* CEK2	* CEL2	SCEH2	SCMD	SFS2	SBM2	+\$70
54"	18"	12	\$535	\$616	* TM2	+\$40	SCEKG2	+\$80	* CEK2	* CEL2	SCEH2	SCMD	SFS2	SBM2	+\$70
54"	24"	14	\$573	\$644	* TM2	+\$40	SCEKG2	+\$80	* CEK2	* CEL2	SCEH2	SCMD	SFS2	SBM2	+\$70
54"	30"	17	\$900	\$1,074	* TM2	+\$40	SCEKG2	+\$80	* CEK2	* CEL2	SCEH2	SCMD	SFS2	SBM2	+\$70
60"	12"	10	\$382	\$420	* TM3	+\$60	SCEKG3	+\$120	* CEK3	* CEL3	SCEH3	SCMDP	SFS2P	SBM3	+\$105
60"	16"	12	\$458	\$513	* TM3	+\$60	SCEKG3	+\$120	* CEK3	* CEL3	SCEH3	SCMDP	SFS2P	SBM3	+\$105
60"	18"	13	\$567	\$654	* TM3	+\$60	SCEKG3	+\$120	* CEK3	* CEL3	SCEH3	SCMDP	SFS2P	SBM3	+\$105
60"	24"	16	\$611	\$693	* TM3	+\$60	SCEKG3	+\$120	* CEK3	* CEL3	SCEH3	SCMDP	SFS2P	SBM3	+\$105
60"	30"	19	\$960	\$1,150	* TM3	+\$60	SCEKG3	+\$120	* CEK3	* CEL3	SCEH3	SCMDP	SFS2P	SBM3	+\$105
66"	12"	11	\$453	\$496	* TM3	+\$60	SCEKG3	+\$120	* CEK3	* CEL3	SCEH3	SCMDP	SFS2P	SBM3	+\$105
66"	16"	13	\$545	\$600	* TM3	+\$60	SCEKG3	+\$120	* CEK3	* CEL3	SCEH3	SCMDP	SFS2P	SBM3	+\$105
66"	18"	14	\$698	\$785	* TM3	+\$60	SCEKG3	+\$120	* CEK3	* CEL3	SCEH3	SCMDP	SFS2P	SBM3	+\$105
66"	24"	18	\$736	\$829	* TM3	+\$60	SCEKG3	+\$120	* CEK3	* CEL3	SCEH3	SCMDP	SFS2P	SBM3	+\$105
66"	30"	21	\$1,194	\$1,407	* TM3	+\$60	SCEKG3	+\$120	* CEK3	* CEL3	SCEH3	SCMDP	SFS2P	SBM3	+\$105
72"	12"	11	\$496	\$545	* TM3	+\$60	SCEKG3	+\$120	* CEK3	* CEL3	SCEH3	SCMDP	SFS2P	SBM3	+\$105
72"	16"	14	\$600	\$671	* TM3	+\$60	SCEKG3	+\$120	* CEK3	* CEL3	SCEH3	SCMDP	SFS2P	SBM3	+\$105
72"	18"	15	\$769	\$872	* TM3	+\$60	SCEKG3	+\$120	* CEK3	* CEL3	SCEH3	SCMDP	SFS2P	SBM3	+\$105
72"	24"	19	\$818	\$916	* TM3	+\$60	SCEKG3	+\$120	* CEK3	* CEL3	SCEH3	SCMDP	SFS2P	SBM3	+\$105
72"	30"	23	\$1,249	\$1,483	* TM3	+\$60	SCEKG3	+\$120	* CEK3	* CEL3	SCEH3	SCMDP	SFS2P	SBM3	+\$105

NOTE:  
All pricing in USD  
Quantity of mounting clamps noted as last number in SKU



# ENCLAVE® PANEL - EDGE BAND



**ENCLAVE® PANEL**  
Style - Edge Band (EB)

Edge Band available in:  
Silver (SV)  
Black (BK)  
White (WT)



Shown with Top Mount (STM)

\* Clamps available in Silver (S) or Black (B)

## MOUNTING OPTIONS

### FAD-EB2

Width	Height	Weight (lbs)	100 Series List Price	200 Series List Price	Top Mount	Price	Edge Clamp Knob	Edge Clamp Lever	Edge Clamp Hex	Middle Clamp	Middle Clamp Double	Middle Clamp Knob	Free Standing	Bench Mount	Price
17"	12"	4	\$169	\$186	* TM2	+\$40	* CEK2	* CEL2	SCEH2	SCMS	SCMD	SCMKS	SFS2	SBM2	+\$70
17"	16"	5	\$197	\$218	* TM2	+\$40	* CEK2	* CEL2	SCEH2	SCMS	SCMD	SCMKS	SFS2	SBM2	+\$70
17"	18"	5	\$229	\$251	* TM2	+\$40	* CEK2	* CEL2	SCEH2	SCMS	SCMD	SCMKS	SFS2	SBM2	+\$70
17"	24"	6	\$246	\$273	* TM2	+\$40	* CEK2	* CEL2	SCEH2	SCMS	SCMD	SCMKS	SFS2	SBM2	+\$70
17"	30"	7	\$327	\$382	* TM2	+\$40	* CEK2	* CEL2	SCEH2	SCMS	SCMD	SCMKS	SFS2	SBM2	+\$70
23"	12"	5	\$197	\$218	* TM2	+\$40	* CEK2	* CEL2	SCEH2	SCMS	SCMD	SCMKS	SFS2	SBM2	+\$70
23"	16"	6	\$229	\$251	* TM2	+\$40	* CEK2	* CEL2	SCEH2	SCMS	SCMD	SCMKS	SFS2	SBM2	+\$70
23"	18"	6	\$268	\$295	* TM2	+\$40	* CEK2	* CEL2	SCEH2	SCMS	SCMD	SCMKS	SFS2	SBM2	+\$70
23"	24"	8	\$289	\$327	* TM2	+\$40	* CEK2	* CEL2	SCEH2	SCMS	SCMD	SCMKS	SFS2	SBM2	+\$70
23"	30"	9	\$382	\$453	* TM2	+\$40	* CEK2	* CEL2	SCEH2	SCMS	SCMD	SCMKS	SFS2	SBM2	+\$70
29"	12"	6	\$229	\$246	* TM2	+\$40	* CEK2	* CEL2	SCEH2	SCMS	SCMD	SCMKS	SFS2	SBM2	+\$70
29"	16"	7	\$268	\$289	* TM2	+\$40	* CEK2	* CEL2	SCEH2	SCMS	SCMD	SCMKS	SFS2	SBM2	+\$70
29"	18"	7	\$300	\$349	* TM2	+\$40	* CEK2	* CEL2	SCEH2	SCMS	SCMD	SCMKS	SFS2	SBM2	+\$70
29"	24"	9	\$333	\$377	* TM2	+\$40	* CEK2	* CEL2	SCEH2	SCMS	SCMD	SCMKS	SFS2	SBM2	+\$70
29"	30"	11	\$491	\$578	* TM2	+\$40	* CEK2	* CEL2	SCEH2	SCMS	SCMD	SCMKS	SFS2	SBM2	+\$70
36"	12"	7	\$251	\$278	* TM2	+\$40	* CEK2	* CEL2	SCEH2	N/A	SCMD	N/A	SFS2	SBM2	+\$70
36"	16"	8	\$300	\$338	* TM2	+\$40	* CEK2	* CEL2	SCEH2	N/A	SCMD	N/A	SFS2	SBM2	+\$70
36"	18"	9	\$371	\$420	* TM2	+\$40	* CEK2	* CEL2	SCEH2	N/A	SCMD	N/A	SFS2	SBM2	+\$70
36"	24"	11	\$398	\$447	* TM2	+\$40	* CEK2	* CEL2	SCEH2	N/A	SCMD	N/A	SFS2	SBM2	+\$70
36"	30"	13	\$551	\$660	* TM2	+\$40	* CEK2	* CEL2	SCEH2	N/A	SCMD	N/A	SFS2	SBM2	+\$70

\* Clamps available in Silver (S) or Black (B)


## MOUNTING OPTIONS

### FAD-EB2

Width	Height	Weight (lbs)	100 Series List Price	200 Series List Price	Top Mount	Price	Edge Clamp Gap Knob	Price	Edge Clamp Knob	Edge Clamp Lever	Edge Clamp Hex	Middle Clamp Double	Free Standing	Bench Mount	Price
42"	12"	7	\$278	\$311	* TM2	+\$40	SCEKG2	+\$80	* CEK2	* CEL2	SCEH2	SCMD	SFS2	SBM2	+\$70
42"	16"	9	\$333	\$377	* TM2	+\$40	SCEKG2	+\$80	* CEK2	* CEL2	SCEH2	SCMD	SFS2	SBM2	+\$70
42"	18"	10	\$398	\$458	* TM2	+\$40	SCEKG2	+\$80	* CEK2	* CEL2	SCEH2	SCMD	SFS2	SBM2	+\$70
42"	24"	12	\$447	\$502	* TM2	+\$40	SCEKG2	+\$80	* CEK2	* CEL2	SCEH2	SCMD	SFS2	SBM2	+\$70
42"	30"	15	\$600	\$725	* TM2	+\$40	SCEKG2	+\$80	* CEK2	* CEL2	SCEH2	SCMD	SFS2	SBM2	+\$70
48"	12"	8	\$300	\$338	* TM2	+\$40	SCEKG2	+\$80	* CEK2	* CEL2	SCEH2	SCMD	SFS2	SBM2	+\$70
48"	16"	10	\$366	\$415	* TM2	+\$40	SCEKG2	+\$80	* CEK2	* CEL2	SCEH2	SCMD	SFS2	SBM2	+\$70
48"	18"	11	\$426	\$496	* TM2	+\$40	SCEKG2	+\$80	* CEK2	* CEL2	SCEH2	SCMD	SFS2	SBM2	+\$70
48"	24"	13	\$475	\$545	* TM2	+\$40	SCEKG2	+\$80	* CEK2	* CEL2	SCEH2	SCMD	SFS2	SBM2	+\$70
48"	30"	16	\$660	\$796	* TM2	+\$40	SCEKG2	+\$80	* CEK2	* CEL2	SCEH2	SCMD	SFS2	SBM2	+\$70
54"	12"	9	\$333	\$371	* TM2	+\$40	SCEKG2	+\$80	* CEK2	* CEL2	SCEH2	SCMD	SFS2	SBM2	+\$70
54"	16"	11	\$404	\$453	* TM2	+\$40	SCEKG2	+\$80	* CEK2	* CEL2	SCEH2	SCMD	SFS2	SBM2	+\$70
54"	18"	12	\$496	\$578	* TM2	+\$40	SCEKG2	+\$80	* CEK2	* CEL2	SCEH2	SCMD	SFS2	SBM2	+\$70
54"	24"	15	\$540	\$616	* TM2	+\$40	SCEKG2	+\$80	* CEK2	* CEL2	SCEH2	SCMD	SFS2	SBM2	+\$70
54"	30"	18	\$818	\$976	* TM2	+\$40	SCEKG2	+\$80	* CEK2	* CEL2	SCEH2	SCMD	SFS2	SBM2	+\$70
60"	12"	10	\$360	\$398	* TM3	+\$60	SCEKG3	+\$120	* CEK3	* CEL3	SCEH3	SCMDP	SFS2P	SBM3	+\$105
60"	16"	13	\$426	\$486	* TM3	+\$60	SCEKG3	+\$120	* CEK3	* CEL3	SCEH3	SCMDP	SFS2P	SBM3	+\$105
60"	18"	14	\$529	\$616	* TM3	+\$60	SCEKG3	+\$120	* CEK3	* CEL3	SCEH3	SCMDP	SFS2P	SBM3	+\$105
60"	24"	17	\$573	\$654	* TM3	+\$60	SCEKG3	+\$120	* CEK3	* CEL3	SCEH3	SCMDP	SFS2P	SBM3	+\$105
60"	30"	21	\$878	\$1,047	* TM3	+\$60	SCEKG3	+\$120	* CEK3	* CEL3	SCEH3	SCMDP	SFS2P	SBM3	+\$105
66"	12"	11	\$404	\$453	* TM3	+\$60	SCEKG3	+\$120	* CEK3	* CEL3	SCEH3	SCMDP	SFS2P	SBM3	+\$105
66"	16"	14	\$491	\$551	* TM3	+\$60	SCEKG3	+\$120	* CEK3	* CEL3	SCEH3	SCMDP	SFS2P	SBM3	+\$105
66"	18"	15	\$622	\$709	* TM3	+\$60	SCEKG3	+\$120	* CEK3	* CEL3	SCEH3	SCMDP	SFS2P	SBM3	+\$105
66"	24"	19	\$665	\$758	* TM3	+\$60	SCEKG3	+\$120	* CEK3	* CEL3	SCEH3	SCMDP	SFS2P	SBM3	+\$105
66"	30"	22	\$1,112	\$1,308	* TM3	+\$60	SCEKG3	+\$120	* CEK3	* CEL3	SCEH3	SCMDP	SFS2P	SBM3	+\$105
72"	12"	12	\$426	\$475	* TM3	+\$60	SCEKG3	+\$120	* CEK3	* CEL3	SCEH3	SCMDP	SFS2P	SBM3	+\$105
72"	16"	14	\$513	\$584	* TM3	+\$60	SCEKG3	+\$120	* CEK3	* CEL3	SCEH3	SCMDP	SFS2P	SBM3	+\$105
72"	18"	16	\$654	\$753	* TM3	+\$60	SCEKG3	+\$120	* CEK3	* CEL3	SCEH3	SCMDP	SFS2P	SBM3	+\$105
72"	24"	20	\$698	\$796	* TM3	+\$60	SCEKG3	+\$120	* CEK3	* CEL3	SCEH3	SCMDP	SFS2P	SBM3	+\$105
72"	30"	24	\$1,172	\$1,374	* TM3	+\$60	SCEKG3	+\$120	* CEK3	* CEL3	SCEH3	SCMDP	SFS2P	SBM3	+\$105

NOTE:  
All pricing in USD  
Quantity of mounting clamps noted as last number in SKU

# ENCLAVE® PANEL - METAL TRIM



**ENCLAVE® PANEL**  
Style - Metal Trim  
(MT)

Shown with Top  
Mount (STM)



\* Clamps available in  
Silver (S) or Black (B)

## MOUNTING OPTIONS

### FAD-MT2

Width	Height	Weight (lbs)	100 Series List Price	200 Series List Price	Top Mount	Price	Edge Clamp Knob	Edge Clamp Lever	Edge Clamp Hex	Middle Clamp	Middle Clamp Double	Middle Clamp Knob	Free Standing	Bench Mount	Price
17"	12"	5	\$186	\$197	* TM2	+\$40	* CEK2	* CEL2	SCEH2	SCMS	SCMD	SCMKS	SFS2	SBM2	+\$70
17"	16"	5	\$208	\$229	* TM2	+\$40	* CEK2	* CEL2	SCEH2	SCMS	SCMD	SCMKS	SFS2	SBM2	+\$70
17"	18"	6	\$240	\$268	* TM2	+\$40	* CEK2	* CEL2	SCEH2	SCMS	SCMD	SCMKS	SFS2	SBM2	+\$70
17"	24"	7	\$262	\$284	* TM2	+\$40	* CEK2	* CEL2	SCEH2	SCMS	SCMD	SCMKS	SFS2	SBM2	+\$70
17"	30"	8	\$349	\$404	* TM2	+\$40	* CEK2	* CEL2	SCEH2	SCMS	SCMD	SCMKS	SFS2	SBM2	+\$70
23"	12"	5	\$208	\$229	* TM2	+\$40	* CEK2	* CEL2	SCEH2	SCMS	SCMD	SCMKS	SFS2	SBM2	+\$70
23"	16"	6	\$246	\$268	* TM2	+\$40	* CEK2	* CEL2	SCEH2	SCMS	SCMD	SCMKS	SFS2	SBM2	+\$70
23"	18"	7	\$278	\$317	* TM2	+\$40	* CEK2	* CEL2	SCEH2	SCMS	SCMD	SCMKS	SFS2	SBM2	+\$70
23"	24"	8	\$311	\$338	* TM2	+\$40	* CEK2	* CEL2	SCEH2	SCMS	SCMD	SCMKS	SFS2	SBM2	+\$70
23"	30"	10	\$404	\$469	* TM2	+\$40	* CEK2	* CEL2	SCEH2	SCMS	SCMD	SCMKS	SFS2	SBM2	+\$70
29"	12"	6	\$240	\$262	* TM2	+\$40	* CEK2	* CEL2	SCEH2	SCMS	SCMD	SCMKS	SFS2	SBM2	+\$70
29"	16"	7	\$278	\$300	* TM2	+\$40	* CEK2	* CEL2	SCEH2	SCMS	SCMD	SCMKS	SFS2	SBM2	+\$70
29"	18"	8	\$322	\$360	* TM2	+\$40	* CEK2	* CEL2	SCEH2	SCMS	SCMD	SCMKS	SFS2	SBM2	+\$70
29"	24"	10	\$360	\$398	* TM2	+\$40	* CEK2	* CEL2	SCEH2	SCMS	SCMD	SCMKS	SFS2	SBM2	+\$70
29"	30"	12	\$513	\$595	* TM2	+\$40	* CEK2	* CEL2	SCEH2	SCMS	SCMD	SCMKS	SFS2	SBM2	+\$70
36"	12"	7	\$273	\$295	* TM2	+\$40	* CEK2	* CEL2	SCEH2	N/A	SCMD	N/A	SFS2	SBM2	+\$70
36"	16"	8	\$322	\$355	* TM2	+\$40	* CEK2	* CEL2	SCEH2	N/A	SCMD	N/A	SFS2	SBM2	+\$70
36"	18"	9	\$382	\$442	* TM2	+\$40	* CEK2	* CEL2	SCEH2	N/A	SCMD	N/A	SFS2	SBM2	+\$70
36"	24"	11	\$415	\$464	* TM2	+\$40	* CEK2	* CEL2	SCEH2	N/A	SCMD	N/A	SFS2	SBM2	+\$70
36"	30"	14	\$578	\$682	* TM2	+\$40	* CEK2	* CEL2	SCEH2	N/A	SCMD	N/A	SFS2	SBM2	+\$70

\* Clamps available in  
Silver (S) or Black (B)


## MOUNTING OPTIONS

### FAD-MT2

Width	Height	Weight (lbs)	100 Series List Price	200 Series List Price	Top Mount	Price	Edge Clamp Gap Knob	Price	Edge Clamp Knob	Edge Clamp Lever	Edge Clamp Hex	Middle Clamp Double	Free Standing	Bench Mount	Price
42"	12"	8	\$295	\$327	* TM2	+\$40	SCEKG2	+\$80	* CEK2	* CEL2	SCEH2	SCMD	SFS2	SBM2	+\$70
42"	16"	9	\$355	\$398	* TM2	+\$40	SCEKG2	+\$80	* CEK2	* CEL2	SCEH2	SCMD	SFS2	SBM2	+\$70
42"	18"	10	\$415	\$475	* TM2	+\$40	SCEKG2	+\$80	* CEK2	* CEL2	SCEH2	SCMD	SFS2	SBM2	+\$70
42"	24"	13	\$464	\$529	* TM2	+\$40	SCEKG2	+\$80	* CEK2	* CEL2	SCEH2	SCMD	SFS2	SBM2	+\$70
42"	30"	16	\$633	\$753	* TM2	+\$40	SCEKG2	+\$80	* CEK2	* CEL2	SCEH2	SCMD	SFS2	SBM2	+\$70
48"	12"	8	\$322	\$355	* TM2	+\$40	SCEKG2	+\$80	* CEK2	* CEL2	SCEH2	SCMD	SFS2	SBM2	+\$70
48"	16"	10	\$393	\$436	* TM2	+\$40	SCEKG2	+\$80	* CEK2	* CEL2	SCEH2	SCMD	SFS2	SBM2	+\$70
48"	18"	11	\$453	\$524	* TM2	+\$40	SCEKG2	+\$80	* CEK2	* CEL2	SCEH2	SCMD	SFS2	SBM2	+\$70
48"	24"	14	\$502	\$573	* TM2	+\$40	SCEKG2	+\$80	* CEK2	* CEL2	SCEH2	SCMD	SFS2	SBM2	+\$70
48"	30"	17	\$682	\$829	* TM2	+\$40	SCEKG2	+\$80	* CEK2	* CEL2	SCEH2	SCMD	SFS2	SBM2	+\$70
54"	12"	9	\$355	\$393	* TM2	+\$40	SCEKG2	+\$80	* CEK2	* CEL2	SCEH2	SCMD	SFS2	SBM2	+\$70
54"	16"	11	\$426	\$475	* TM2	+\$40	SCEKG2	+\$80	* CEK2	* CEL2	SCEH2	SCMD	SFS2	SBM2	+\$70
54"	18"	13	\$524	\$595	* TM2	+\$40	SCEKG2	+\$80	* CEK2	* CEL2	SCEH2	SCMD	SFS2	SBM2	+\$70
54"	24"	16	\$567	\$638	* TM2	+\$40	SCEKG2	+\$80	* CEK2	* CEL2	SCEH2	SCMD	SFS2	SBM2	+\$70
54"	30"	19	\$851	\$1,009	* TM2	+\$40	SCEKG2	+\$80	* CEK2	* CEL2	SCEH2	SCMD	SFS2	SBM2	+\$70
60"	12"	11	\$377	\$420	* TM3	+\$60	SCEKG3	+\$120	* CEK3	* CEL3	SCEH3	SCMDP	SFS2P	SBM3	+\$105
60"	16"	13	\$453	\$507	* TM3	+\$60	SCEKG3	+\$120	* CEK3	* CEL3	SCEH3	SCMDP	SFS2P	SBM3	+\$105
60"	18"	15	\$551	\$638	* TM3	+\$60	SCEKG3	+\$120	* CEK3	* CEL3	SCEH3	SCMDP	SFS2P	SBM3	+\$105
60"	24"	18	\$595	\$682	* TM3	+\$60	SCEKG3	+\$120	* CEK3	* CEL3	SCEH3	SCMDP	SFS2P	SBM3	+\$105
60"	30"	22	\$911	\$1,074	* TM3	+\$60	SCEKG3	+\$120	* CEK3	* CEL3	SCEH3	SCMDP	SFS2P	SBM3	+\$105
66"	12"	12	\$426	\$469	* TM3	+\$60	SCEKG3	+\$120	* CEK3	* CEL3	SCEH3	SCMDP	SFS2P	SBM3	+\$105
66"	16"	14	\$513	\$578	* TM3	+\$60	SCEKG3	+\$120	* CEK3	* CEL3	SCEH3	SCMDP	SFS2P	SBM3	+\$105
66"	18"	16	\$644	\$736	* TM3	+\$60	SCEKG3	+\$120	* CEK3	* CEL3	SCEH3	SCMDP	SFS2P	SBM3	+\$105
66"	24"	20	\$698	\$785	* TM3	+\$60	SCEKG3	+\$120	* CEK3	* CEL3	SCEH3	SCMDP	SFS2P	SBM3	+\$105
66"	30"	24	\$1,150	\$1,341	* TM3	+\$60	SCEKG3	+\$120	* CEK3	* CEL3	SCEH3	SCMDP	SFS2P	SBM3	+\$105
72"	12"	12	\$447	\$496	* TM3	+\$60	SCEKG3	+\$120	* CEK3	* CEL3	SCEH3	SCMDP	SFS2P	SBM3	+\$105
72"	16"	15	\$540	\$611	* TM3	+\$60	SCEKG3	+\$120	* CEK3	* CEL3	SCEH3	SCMDP	SFS2P	SBM3	+\$105
72"	18"	17	\$676	\$774	* TM3	+\$60	SCEKG3	+\$120	* CEK3	* CEL3	SCEH3	SCMDP	SFS2P	SBM3	+\$105
72"	24"	21	\$725	\$829	* TM3	+\$60	SCEKG3	+\$120	* CEK3	* CEL3	SCEH3	SCMDP	SFS2P	SBM3	+\$105
72"	30"	26	\$1,199	\$1,407	* TM3	+\$60	SCEKG3	+\$120	* CEK3	* CEL3	SCEH3	SCMDP	SFS2P	SBM3	+\$105

NOTE:  
All pricing in USD  
Quantity of mounting clamps noted as last number in SKU

# ENCLAVE® PANEL - ECHOSCAPE™



**ENCLAVE® PANEL**  
**Style - EchoScape™**  
**(PE9)**

3/8" (9mm) thickness

See pages 16-17 for Banner Design Cutout Options



Shown with Middle Clamp - Single (SCMS)



Shown with Edge Clamp - Knob (SCEK)

\* Clamps available in Silver (S) or Black (B)

## MOUNTING OPTIONS

### FAD-PE9

Width	Height	Weight (lbs)	Base List Price	Banner Design Cutout (Optional)	Top Mount	Price	Edge Clamp Knob	Edge Clamp Lever	Edge Clamp Hex	Middle Clamp	Middle Clamp Double	Middle Clamp Knob	Free Standing	Bench Mount	Price
17"	12"	4	\$93	+\$33	* TM2	+\$40	* CEK2	* CEL2	SCEH2	SCMS	SCMD	SCMKS	SFS2	SBM2	+\$70
17"	16"	4	\$109	+\$33	* TM2	+\$40	* CEK2	* CEL2	SCEH2	SCMS	SCMD	SCMKS	SFS2	SBM2	+\$70
17"	18"	4	\$126	+\$33	* TM2	+\$40	* CEK2	* CEL2	SCEH2	SCMS	SCMD	SCMKS	SFS2	SBM2	+\$70
23"	12"	4	\$109	+\$33	* TM2	+\$40	* CEK2	* CEL2	SCEH2	SCMS	SCMD	SCMKS	SFS2	SBM2	+\$70
23"	16"	4	\$120	+\$33	* TM2	+\$40	* CEK2	* CEL2	SCEH2	SCMS	SCMD	SCMKS	SFS2	SBM2	+\$70
23"	18"	5	\$131	+\$33	* TM2	+\$40	* CEK2	* CEL2	SCEH2	SCMS	SCMD	SCMKS	SFS2	SBM2	+\$70
29"	12"	4	\$131	+\$44	* TM2	+\$40	* CEK2	* CEL2	SCEH2	SCMS	SCMD	SCMKS	SFS2	SBM2	+\$70
29"	16"	5	\$153	+\$44	* TM2	+\$40	* CEK2	* CEL2	SCEH2	SCMS	SCMD	SCMKS	SFS2	SBM2	+\$70
29"	18"	5	\$169	+\$44	* TM2	+\$40	* CEK2	* CEL2	SCEH2	SCMS	SCMD	SCMKS	SFS2	SBM2	+\$70
36"	12"	5	\$153	+\$44	* TM2	+\$40	* CEK2	* CEL2	SCEH2	N/A	SCMD	N/A	SFS2	SBM2	+\$70
36"	16"	5	\$169	+\$44	* TM2	+\$40	* CEK2	* CEL2	SCEH2	N/A	SCMD	N/A	SFS2	SBM2	+\$70
36"	18"	6	\$191	+\$44	* TM2	+\$40	* CEK2	* CEL2	SCEH2	N/A	SCMD	N/A	SFS2	SBM2	+\$70

\* Clamps available in Silver (S) or Black (B)

## MOUNTING OPTIONS

### FAD-PE9

Width	Height	Weight (lbs)	Base List Price	Banner Design Cutout (Optional)	Top Mount	Price	Edge Clamp Gap Knob	Price	Edge Clamp Knob	Edge Clamp Lever	Edge Clamp Hex	Middle Clamp Double	Free Standing	Bench Mount	Price
42"	12"	5	\$164	+\$55	* TM2	+\$40	SCEKG2	+\$80	* CEK2	* CEL2	SCEH2	SCMD	SFS2	SBM2	+\$70
42"	16"	6	\$186	+\$55	* TM2	+\$40	SCEKG2	+\$80	* CEK2	* CEL2	SCEH2	SCMD	SFS2	SBM2	+\$70
42"	18"	6	\$208	+\$55	* TM2	+\$40	SCEKG2	+\$80	* CEK2	* CEL2	SCEH2	SCMD	SFS2	SBM2	+\$70
48"	12"	5	\$197	+\$55	* TM2	+\$40	SCEKG2	+\$80	* CEK2	* CEL2	SCEH2	SCMD	SFS2	SBM2	+\$70
48"	16"	6	\$235	+\$55	* TM2	+\$40	SCEKG2	+\$80	* CEK2	* CEL2	SCEH2	SCMD	SFS2	SBM2	+\$70
48"	18"	7	\$284	+\$55	* TM2	+\$40	SCEKG2	+\$80	* CEK2	* CEL2	SCEH2	SCMD	SFS2	SBM2	+\$70
54"	12"	6	\$213	+\$66	* TM2	+\$40	SCEKG2	+\$80	* CEK2	* CEL2	SCEH2	SCMD	SFS2	SBM2	+\$70
54"	16"	7	\$246	+\$66	* TM2	+\$40	SCEKG2	+\$80	* CEK2	* CEL2	SCEH2	SCMD	SFS2	SBM2	+\$70
54"	18"	8	\$295	+\$66	* TM2	+\$40	SCEKG2	+\$80	* CEK2	* CEL2	SCEH2	SCMD	SFS2	SBM2	+\$70
60"	12"	7	\$224	+\$66	* TM3	+\$60	SCEKG3	+\$120	* CEK3	* CEL3	SCEH3	SCMDP	SFS2P	SBM3	+\$105
60"	16"	8	\$257	+\$66	* TM3	+\$60	SCEKG3	+\$120	* CEK3	* CEL3	SCEH3	SCMDP	SFS2P	SBM3	+\$105
60"	18"	9	\$306	+\$66	* TM3	+\$60	SCEKG3	+\$120	* CEK3	* CEL3	SCEH3	SCMDP	SFS2P	SBM3	+\$105
66"	12"	8	\$229	+\$77	* TM3	+\$60	SCEKG3	+\$120	* CEK3	* CEL3	SCEH3	SCMDP	SFS2P	SBM3	+\$105
66"	16"	9	\$262	+\$77	* TM3	+\$60	SCEKG3	+\$120	* CEK3	* CEL3	SCEH3	SCMDP	SFS2P	SBM3	+\$105
66"	18"	10	\$317	+\$77	* TM3	+\$60	SCEKG3	+\$120	* CEK3	* CEL3	SCEH3	SCMDP	SFS2P	SBM3	+\$105
72"	12"	8	\$246	+\$77	* TM3	+\$60	SCEKG3	+\$120	* CEK3	* CEL3	SCEH3	SCMDP	SFS2P	SBM3	+\$105
72"	16"	9	\$289	+\$77	* TM3	+\$60	SCEKG3	+\$120	* CEK3	* CEL3	SCEH3	SCMDP	SFS2P	SBM3	+\$105
72"	18"	10	\$344	+\$77	* TM3	+\$60	SCEKG3	+\$120	* CEK3	* CEL3	SCEH3	SCMDP	SFS2P	SBM3	+\$105

**NOTE:**


All pricing in USD

Quantity of mounting clamps noted as last number in SKU

Sound Absorbent - EchoScape™ 3/8" (9mm), is rated at .85 NRC

Eco-Friendly - EchoScape™ is made from 60% post-consumer reclaimed plastic water bottles, is VOC-free, and 100% recyclable

# ENCLAVE® PANEL - ECHOSCAPE™



## ENCLAVE® PANEL

Style - EchoScope™  
(PE18)

3/4" (18mm) thickness

See pages 16-17 for Banner  
Design Cutout Options

Shown with Middle  
Clamp - Single (SCMS)



Shown with Edge  
Clamp - Knob (SCEK)



\* Clamps available in  
Silver (S) or Black (B)

### MOUNTING OPTIONS

FAD-PE18					Top Mount	Price	MOUNTING OPTIONS										Price
Width	Height	Weight (lbs)	Base List Price	Banner Design Cutout (Optional)			Edge Clamp Knob	Edge Clamp Lever	Edge Clamp Hex	Middle Clamp	Middle Clamp Double	Middle Clamp Knob	Free Standing	Bench Mount			
17"	12"	4	\$120	+\$33	* TM2	+\$40	* CEK2	* CEL2	SCEH2	SCMS	SCMD	SCMKS	SFS2	SBM2	+\$70		
17"	16"	4	\$137	+\$33	* TM2	+\$40	* CEK2	* CEL2	SCEH2	SCMS	SCMD	SCMKS	SFS2	SBM2	+\$70		
17"	18"	4	\$148	+\$33	* TM2	+\$40	* CEK2	* CEL2	SCEH2	SCMS	SCMD	SCMKS	SFS2	SBM2	+\$70		
17"	24"	5	\$169	+\$33	* TM2	+\$40	* CEK2	* CEL2	SCEH2	SCMS	SCMD	SCMKS	SFS2	SBM2	+\$70		
17"	30"	5	\$191	+\$33	* TM2	+\$40	* CEK2	* CEL2	SCEH2	SCMS	SCMD	SCMKS	SFS2	SBM2	+\$70		
23"	12"	4	\$137	+\$33	* TM2	+\$40	* CEK2	* CEL2	SCEH2	SCMS	SCMD	SCMKS	SFS2	SBM2	+\$70		
23"	16"	4	\$164	+\$33	* TM2	+\$40	* CEK2	* CEL2	SCEH2	SCMS	SCMD	SCMKS	SFS2	SBM2	+\$70		
23"	18"	5	\$169	+\$33	* TM2	+\$40	* CEK2	* CEL2	SCEH2	SCMS	SCMD	SCMKS	SFS2	SBM2	+\$70		
23"	24"	5	\$208	+\$33	* TM2	+\$40	* CEK2	* CEL2	SCEH2	SCMS	SCMD	SCMKS	SFS2	SBM2	+\$70		
23"	30"	6	\$224	+\$33	* TM2	+\$40	* CEK2	* CEL2	SCEH2	SCMS	SCMD	SCMKS	SFS2	SBM2	+\$70		
29"	12"	4	\$159	+\$44	* TM2	+\$40	* CEK2	* CEL2	SCEH2	SCMS	SCMD	SCMKS	SFS2	SBM2	+\$70		
29"	16"	5	\$180	+\$44	* TM2	+\$40	* CEK2	* CEL2	SCEH2	SCMS	SCMD	SCMKS	SFS2	SBM2	+\$70		
29"	18"	5	\$191	+\$44	* TM2	+\$40	* CEK2	* CEL2	SCEH2	SCMS	SCMD	SCMKS	SFS2	SBM2	+\$70		
29"	24"	6	\$224	+\$44	* TM2	+\$40	* CEK2	* CEL2	SCEH2	SCMS	SCMD	SCMKS	SFS2	SBM2	+\$70		
29"	30"	7	\$273	+\$44	* TM2	+\$40	* CEK2	* CEL2	SCEH2	SCMS	SCMD	SCMKS	SFS2	SBM2	+\$70		
36"	12"	5	\$180	+\$44	* TM2	+\$40	* CEK2	* CEL2	SCEH2	N/A	SCMD	N/A	SFS2	SBM2	+\$70		
36"	16"	5	\$218	+\$44	* TM2	+\$40	* CEK2	* CEL2	SCEH2	N/A	SCMD	N/A	SFS2	SBM2	+\$70		
36"	18"	6	\$235	+\$44	* TM2	+\$40	* CEK2	* CEL2	SCEH2	N/A	SCMD	N/A	SFS2	SBM2	+\$70		
36"	24"	7	\$268	+\$44	* TM2	+\$40	* CEK2	* CEL2	SCEH2	N/A	SCMD	N/A	SFS2	SBM2	+\$70		
36"	30"	8	\$338	+\$44	* TM2	+\$40	* CEK2	* CEL2	SCEH2	N/A	SCMD	N/A	SFS2	SBM2	+\$70		

\* Clamps available in  
Silver (S) or Black (B)

### MOUNTING OPTIONS


FAD-PE18					Top Mount	Price	MOUNTING OPTIONS										Price
Width	Height	Weight (lbs)	Base List Price	Banner Design Cutout (Optional)			Edge Clamp Knob	Price	Edge Clamp Knob	Edge Clamp Lever	Edge Clamp Hex	Middle Clamp Double	Free Standing	Bench Mount			
42"	12"	5	\$202	+\$55	* TM2	+\$40	SCEKG2	+\$80	* CEK2	* CEL2	SCEH2	SCMD	SFS2	SBM2	+\$70		
42"	16"	6	\$229	+\$55	* TM2	+\$40	SCEKG2	+\$80	* CEK2	* CEL2	SCEH2	SCMD	SFS2	SBM2	+\$70		
42"	18"	6	\$251	+\$55	* TM2	+\$40	SCEKG2	+\$80	* CEK2	* CEL2	SCEH2	SCMD	SFS2	SBM2	+\$70		
42"	24"	8	\$338	+\$55	* TM2	+\$40	SCEKG2	+\$80	* CEK2	* CEL2	SCEH2	SCMD	SFS2	SBM2	+\$70		
42"	30"	9	\$377	+\$55	* TM2	+\$40	SCEKG2	+\$80	* CEK2	* CEL2	SCEH2	SCMD	SFS2	SBM2	+\$70		
48"	12"	5	\$224	+\$55	* TM2	+\$40	SCEKG2	+\$80	* CEK2	* CEL2	SCEH2	SCMD	SFS2	SBM2	+\$70		
48"	16"	6	\$268	+\$55	* TM2	+\$40	SCEKG2	+\$80	* CEK2	* CEL2	SCEH2	SCMD	SFS2	SBM2	+\$70		
48"	18"	7	\$300	+\$55	* TM2	+\$40	SCEKG2	+\$80	* CEK2	* CEL2	SCEH2	SCMD	SFS2	SBM2	+\$70		
48"	24"	8	\$349	+\$55	* TM2	+\$40	SCEKG2	+\$80	* CEK2	* CEL2	SCEH2	SCMD	SFS2	SBM2	+\$70		
48"	30"	10	\$464	+\$55	* TM2	+\$40	SCEKG2	+\$80	* CEK2	* CEL2	SCEH2	SCMD	SFS2	SBM2	+\$70		
54"	12"	6	\$240	+\$66	* TM2	+\$40	SCEKG2	+\$80	* CEK2	* CEL2	SCEH2	SCMD	SFS2	SBM2	+\$70		
54"	16"	7	\$289	+\$66	* TM2	+\$40	SCEKG2	+\$80	* CEK2	* CEL2	SCEH2	SCMD	SFS2	SBM2	+\$70		
54"	18"	8	\$317	+\$66	* TM2	+\$40	SCEKG2	+\$80	* CEK2	* CEL2	SCEH2	SCMD	SFS2	SBM2	+\$70		
54"	24"	9	\$366	+\$66	* TM2	+\$40	SCEKG2	+\$80	* CEK2	* CEL2	SCEH2	SCMD	SFS2	SBM2	+\$70		
54"	30"	11	\$475	+\$66	* TM2	+\$40	SCEKG2	+\$80	* CEK2	* CEL2	SCEH2	SCMD	SFS2	SBM2	+\$70		
60"	12"	7	\$251	+\$66	* TM3	+\$60	SCEKG3	+\$120	* CEK3	* CEL3	SCEH3	SCMDP	SFS2P	SBM3	+\$105		
60"	16"	8	\$300	+\$66	* TM3	+\$60	SCEKG3	+\$120	* CEK3	* CEL3	SCEH3	SCMDP	SFS2P	SBM3	+\$105		
60"	18"	9	\$327	+\$66	* TM3	+\$60	SCEKG3	+\$120	* CEK3	* CEL3	SCEH3	SCMDP	SFS2P	SBM3	+\$105		
60"	24"	11	\$382	+\$66	* TM3	+\$60	SCEKG3	+\$120	* CEK3	* CEL3	SCEH3	SCMDP	SFS2P	SBM3	+\$105		
60"	30"	13	\$486	+\$66	* TM3	+\$60	SCEKG3	+\$120	* CEK3	* CEL3	SCEH3	SCMDP	SFS2P	SBM3	+\$105		
66"	12"	8	\$317	+\$77	* TM3	+\$60	SCEKG3	+\$120	* CEK3	* CEL3	SCEH3	SCMDP	SFS2P	SBM3	+\$105		
66"	16"	9	\$415	+\$77	* TM3	+\$60	SCEKG3	+\$120	* CEK3	* CEL3	SCEH3	SCMDP	SFS2P	SBM3	+\$105		
66"	18"	10	\$420	+\$77	* TM3	+\$60	SCEKG3	+\$120	* CEK3	* CEL3	SCEH3	SCMDP	SFS2P	SBM3	+\$105		
66"	24"	12	\$545	+\$77	* TM3	+\$60	SCEKG3	+\$120	* CEK3	* CEL3	SCEH3	SCMDP	SFS2P	SBM3	+\$105		
66"	30"	14	\$595	+\$77	* TM3	+\$60	SCEKG3	+\$120	* CEK3	* CEL3	SCEH3	SCMDP	SFS2P	SBM3	+\$105		
72"	12"	8	\$327	+\$77	* TM3	+\$60	SCEKG3	+\$120	* CEK3	* CEL3	SCEH3	SCMDP	SFS2P	SBM3	+\$105		
72"	16"	9	\$426	+\$77	* TM3	+\$60	SCEKG3	+\$120	* CEK3	* CEL3	SCEH3	SCMDP	SFS2P	SBM3	+\$105		
72"	18"	10	\$436	+\$77	* TM3	+\$60	SCEKG3	+\$120	* CEK3	* CEL3	SCEH3	SCMDP	SFS2P	SBM3	+\$105		
72"	24"	12	\$567	+\$77	* TM3	+\$60	SCEKG3	+\$120	* CEK3	* CEL3	SCEH3	SCMDP	SFS2P	SBM3	+\$105		
72"	30"	15	\$605	+\$77	* TM3	+\$60	SCEKG3	+\$120	* CEK3	* CEL3	SCEH3	SCMDP	SFS2P	SBM3	+\$105		

NOTE:  
All pricing in USD  
Quantity of mounting clamps noted as last number in SKU

Sound Absorbent - EchoScope™ 3/4" (18mm), is rated at .9 NRC  
Eco-Friendly - EchoScope™ is made from 60% post-consumer reclaimed plastic water bottles, is VOC-free, and 100% recyclable



# ENCLAVE® PANEL - ECHOSCAPE™ INVISIBLE MOUNT



## ENCLAVE® PANEL

Style - EchoScape™  
(IPE18)

3/4" (18mm) thickness

See pages 16-17 for Banner  
Design Cutout Options



\* Clamps available in  
Silver (S) or Black (B)

### MOUNTING OPTION

FAD-IPE18					Invisible Mount	Price	MOUNTING OPTION					Price
Width	Height	Weight (lbs)	Base List Price	Banner Design Cutout (Optional)			Invisible Adhesive Mount	Invisible Edge Clamp Knob	Invisible Edge Clamp Lever	Invisible Middle Clamp Single	Invisible Free Standing	
17"	11.5"	4	\$120	N/A	IM2	+\$40	SIM.R2	*ICEK2	*ICEL2	SICMS	SIFS2	+\$70
17"	15.5"	4	\$137	+\$33	IM2	+\$40	SIM.R2	*ICEK2	*ICEL2	SICMS	SIFS2	+\$70
17"	17.5"	4	\$148	+\$33	IM2	+\$40	SIM.R2	*ICEK2	*ICEL2	SICMS	SIFS2	+\$70
17"	23.5"	5	\$169	+\$33	IM2	+\$40	SIM.R2	*ICEK2	*ICEL2	SICMS	SIFS2	+\$70
17"	29.5"	5	\$191	+\$33	IM2	+\$40	N/A	*ICEK2	*ICEL2	SICMS	SIFS2	+\$70
23"	11.5"	4	\$137	N/A	IM2	+\$40	SIM.R2	*ICEK2	*ICEL2	SICMS	SIFS2	+\$70
23"	15.5"	4	\$164	+\$33	IM2	+\$40	SIM.R2	*ICEK2	*ICEL2	SICMS	SIFS2	+\$70
23"	17.5"	5	\$169	+\$33	IM2	+\$40	SIM.R2	*ICEK2	*ICEL2	SICMS	SIFS2	+\$70
23"	23.5"	5	\$208	+\$33	IM2	+\$40	SIM.R2	*ICEK2	*ICEL2	SICMS	SIFS2	+\$70
23"	29.5"	6	\$224	+\$33	IM2	+\$40	N/A	*ICEK2	*ICEL2	SICMS	SIFS2	+\$70
29"	11.5"	4	\$159	N/A	IM2	+\$40	SIM.R2	*ICEK2	*ICEL2	SICMS	SIFS2	+\$70
29"	15.5"	5	\$180	+\$44	IM2	+\$40	SIM.R2	*ICEK2	*ICEL2	SICMS	SIFS2	+\$70
29"	17.5"	5	\$191	+\$44	IM2	+\$40	SIM.R2	*ICEK2	*ICEL2	SICMS	SIFS2	+\$70
29"	23.5"	6	\$224	+\$44	IM2	+\$40	SIM.R2	*ICEK2	*ICEL2	SICMS	SIFS2	+\$70
29"	29.5"	7	\$273	+\$44	IM2	+\$40	N/A	*ICEK2	*ICEL2	SICMS	SIFS2	+\$70
36"	11.5"	5	\$180	N/A	IM2	+\$40	SIM.R2	*ICEK2	*ICEL2	N/A	SIFS2	+\$70
36"	15.5"	5	\$218	+\$44	IM2	+\$40	SIM.R2	*ICEK2	*ICEL2	N/A	SIFS2	+\$70
36"	17.5"	6	\$235	+\$44	IM2	+\$40	SIM.R2	*ICEK2	*ICEL2	N/A	SIFS2	+\$70
36"	23.5"	7	\$268	+\$44	IM2	+\$40	SIM.R2	*ICEK2	*ICEL2	N/A	SIFS2	+\$70
36"	29.5"	8	\$338	+\$44	IM2	+\$40	N/A	*ICEK2	*ICEL2	N/A	SIFS2	+\$70

\* Clamps available in  
Silver (S) or Black (B)

### MOUNTING OPTION


FAD-IPE18					Invisible Mount	Price	MOUNTING OPTION					Price	
Width	Height	Weight (lbs)	Base List Price	Banner Design Cutout (Optional)			Invisible Edge Clamp Gap Knob	Price	Invisible Adhesive Mount	Invisible Edge Clamp Knob	Invisible Edge Clamp Lever		Invisible Free Standing
42"	11.5"	5	\$202	N/A	IM2	+\$40	SICEKG2	+\$80	SIM.R2	*ICEK2	*ICEL2	SIFS2	+\$70
42"	15.5"	6	\$229	+\$55	IM2	+\$40	SICEKG2	+\$80	SIM.R2	*ICEK2	*ICEL2	SIFS2	+\$70
42"	17.5"	6	\$251	+\$55	IM2	+\$40	SICEKG2	+\$80	SIM.R2	*ICEK2	*ICEL2	SIFS2	+\$70
42"	23.5"	8	\$338	+\$55	IM2	+\$40	SICEKG2	+\$80	SIM.R2	*ICEK2	*ICEL2	SIFS2	+\$70
42"	29.5"	9	\$377	+\$55	IM2	+\$40	SICEKG2	+\$80	N/A	*ICEK2	*ICEL2	SIFS2	+\$70
48"	11.5"	5	\$224	N/A	IM2	+\$40	SICEKG2	+\$80	SIM.R2	*ICEK2	*ICEL2	SIFS2	+\$70
48"	15.5"	6	\$268	+\$55	IM2	+\$40	SICEKG2	+\$80	SIM.R2	*ICEK2	*ICEL2	SIFS2	+\$70
48"	17.5"	7	\$300	+\$55	IM2	+\$40	SICEKG2	+\$80	SIM.R2	*ICEK2	*ICEL2	SIFS2	+\$70
48"	23.5"	8	\$349	+\$55	IM2	+\$40	SICEKG2	+\$80	SIM.R2	*ICEK2	*ICEL2	SIFS2	+\$70
48"	29.5"	10	\$464	+\$55	IM2	+\$40	SICEKG2	+\$80	N/A	*ICEK2	*ICEL2	SIFS2	+\$70
54"	11.5"	6	\$240	N/A	IM2	+\$40	SICEKG2	+\$80	SIM.R2	*ICEK2	*ICEL2	SIFS2	+\$70
54"	15.5"	7	\$289	+\$66	IM2	+\$40	SICEKG2	+\$80	SIM.R2	*ICEK2	*ICEL2	SIFS2	+\$70
54"	17.5"	8	\$317	+\$66	IM2	+\$40	SICEKG2	+\$80	SIM.R2	*ICEK2	*ICEL2	SIFS2	+\$70
54"	23.5"	9	\$366	+\$66	IM2	+\$40	SICEKG2	+\$80	SIM.R2	*ICEK2	*ICEL2	SIFS2	+\$70
54"	29.5"	11	\$475	+\$66	IM2	+\$40	SICEKG2	+\$80	N/A	*ICEK2	*ICEL2	SIFS2	+\$70
60"	11.5"	7	\$251	N/A	IM3	+\$60	SICEKG3	+\$120	SIM.R3	*ICEK3	*ICEL3	SIFS2P	+\$105
60"	15.5"	8	\$300	+\$66	IM3	+\$60	SICEKG3	+\$120	SIM.R3	*ICEK3	*ICEL3	SIFS2P	+\$105
60"	17.5"	9	\$327	+\$66	IM3	+\$60	SICEKG3	+\$120	SIM.R3	*ICEK3	*ICEL3	SIFS2P	+\$105
60"	23.5"	11	\$382	+\$66	IM3	+\$60	SICEKG3	+\$120	SIM.R3	*ICEK3	*ICEL3	SIFS2P	+\$105
60"	29.5"	13	\$486	+\$66	IM3	+\$60	SICEKG3	+\$120	N/A	*ICEK3	*ICEL3	SIFS2P	+\$105
66"	11.5"	8	\$317	N/A	IM3	+\$60	SICEKG3	+\$120	SIM.R3	*ICEK3	*ICEL3	SIFS2P	+\$105
66"	15.5"	9	\$415	+\$77	IM3	+\$60	SICEKG3	+\$120	SIM.R3	*ICEK3	*ICEL3	SIFS2P	+\$105
66"	17.5"	10	\$420	+\$77	IM3	+\$60	SICEKG3	+\$120	SIM.R3	*ICEK3	*ICEL3	SIFS2P	+\$105
66"	23.5"	12	\$545	+\$77	IM3	+\$60	SICEKG3	+\$120	SIM.R3	*ICEK3	*ICEL3	SIFS2P	+\$105
66"	29.5"	14	\$595	+\$77	IM3	+\$60	SICEKG3	+\$120	N/A	*ICEK3	*ICEL3	SIFS2P	+\$105
72"	11.5"	8	\$327	N/A	IM3	+\$60	SICEKG3	+\$120	SIM.R3	*ICEK3	*ICEL3	SIFS2P	+\$105
72"	15.5"	9	\$426	+\$77	IM3	+\$60	SICEKG3	+\$120	SIM.R3	*ICEK3	*ICEL3	SIFS2P	+\$105
72"	17.5"	10	\$436	+\$77	IM3	+\$60	SICEKG3	+\$120	SIM.R3	*ICEK3	*ICEL3	SIFS2P	+\$105
72"	23.5"	12	\$567	+\$77	IM3	+\$60	SICEKG3	+\$120	SIM.R3	*ICEK3	*ICEL3	SIFS2P	+\$105
72"	29.5"	15	\$605	+\$77	IM3	+\$60	SICEKG3	+\$120	N/A	*ICEK3	*ICEL3	SIFS2P	+\$105

NOTE:  
All pricing in USD  
Quantity of mounting clamps noted as last number in SKU


Sound Absorbent - EchoScape™ 3/4" (18mm), is rated at .9 NRC  
Eco-Friendly - EchoScape™ is made from 60% post-consumer reclaimed plastic water bottles, is VOC-free, and 100% recyclable

# DESIGN CUTOUTS

Available in EchoScape™ (PE18) and EchoScape™ Invisible Mount (IPE18)



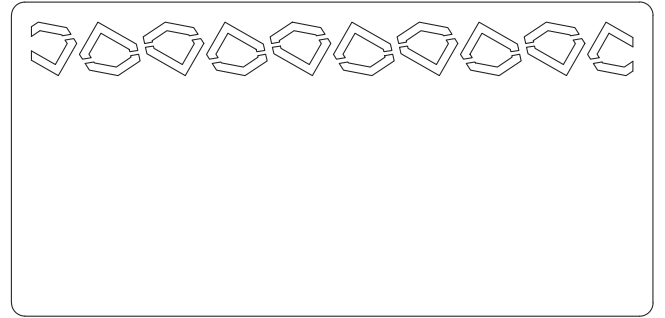
D002 - FIZZY




D004 - METRO



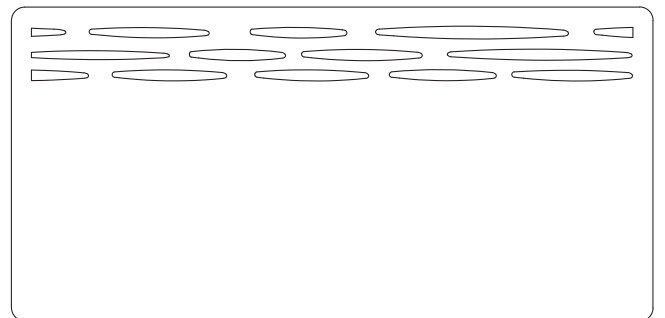
D005 - DASH



D008 - TRIBAL




D016 - RETRO



D017 - STRATA

# DESIGN CUTOUTS


Available in EchoScape™ (PE18) and EchoScape™ Invisible Mount (IPE18)



D021 - MAZE




D022 - AZTEC




D023 - PINWHEEL

# MATERIALS & FINISHES

## ECHOSCAPE™ 3/8" (9MM)



## ECHOSCAPE™ 3/4" (18MM)





# ENCLAVE® PRIVACY PLUS

Price Effective - September 19, 2022

## SOCIAL DISTANCING PARTITIONS

Provide protection and comply with social distancing standards with our Enclave® Privacy Plus wing panels. Privacy Plus panels not only cover the length of your countertop or desk, they extend 8 inches past the surface for extra barrier protection.


MergeWorks' Privacy Plus divider wing panels can be easily added to existing furniture using a variety of removable and permanent mounting options. Manufactured in several materials that can be cleaned and disinfected, and quick to install, Privacy Plus Wings are an effective solution to safeguard everyone in your business.



- Panels extend 8 inches past desk or countertop surfaces for added barrier protection
- Available in several widths and heights for maximum coverage
- Available in materials that can be cleaned and disinfected including Acrylic, Acoustic EchoScape™
- Highly rated acoustic EchoScape™ material effectively controls noise disruptions by absorbing sound:
  - 3/8" (9mm) thickness - with an NRC rated 0.85 - available in 19 colors
  - 3/4" (18mm) thickness - NRC rates 0.9 - available in 8 color
- Permanent and removeable mounting options available
- Made in the USA



**FROSTED ACRYLIC**  
(Style FRO)  
**CLEAR ACRYLIC**  
(Style CLR)



**ECHOSCAPE™**  
(Style PE9, PE18 and IPE18)

### How to build your SKU:

Step 1: Choose your Model	Step 2: Choose your Style	Step 3: Choose your Width		Step 3: Choose your Height		Step 4: Choose your Material Color	Step 5: Banner Cutout Design (optional) (PE9, PE18 and IPE18 Styles only)	Step 6: Choose your Mounting Option
FADP8	PE18	23	12	P301	D004	SCEK		

## ENCLAVE® PRIVACY PLUS

Model	Style	Width	Height	Material Color	Banner Cutout Designs (optional) (PE18 and IPE18 Styles only)	Mounting Options			
FADP8	FRO	Frosted Acrylic	17"	12"	P1_	EchoScape™ 3/8 (9mm)	D002 Fizzy	*TM Top Mount	IM Invisible Mount
	CLR	Clear Acrylic	23"	16"	P3_	EchoScape™ 3/4 (18mm)	D004 Metro	STW.R Tower Adhesive Mount	SIM.R Invisible Adhesive Mount
	PE9	EchoScape™	29"	18"			D005 Dash	*CEK Edge Clamp - Knob	*ICEK Invisible Edge Clamp - Knob
	PE18	EchoScape™		24"			D008 Tribal	*CEL Edge Clamp - Lever	*ICEL Invisible Edge Clamp - Lever
	IPE18	EchoScape™ Invisible Mount		30"			D016 Retro	SCEH Edge Clamp - Hex	SICMS Invisible Middle Clamp Single
						D017 Strata	SCMS Middle Clamp Single	SIFS Invisible Free Standing	
						D021 Maze	SCMD Middle Clamp - Double		
						D022 Aztec	SCMKS Middle Clamp - Knob		
						D023 Pinwheel	SFS Free Standing		

## MOUNTING OPTIONS



### Top Mount (\*TM)

- Use for permanent mounting
- Install anywhere on the desk
- Work on all thickness tops
- Clamp position on panel is adjustable
- Kits include 2 or 3 Top Mounts depending on the width of the desk divider



Top Mount (STM)



Top Mount (BTM)



### Tower Adhesive Mount (STW.R)

- For use with Clear & Frosted Acrylic
- Adhesive is used to attach metal plate to worksurface
- Aluminum cover snaps into metal plate and Tower Mount is screwed into cover
- Clamp position on panel is adjustable
- Kits include 2 or 3 Tower Mounts depending on width of panel



Tower Adhesive Mount (STW.R)



### Edge Clamp - Knob (\*CEK)

- Fast & easy installation and relocation
- Mount along the edge of work surface
- Clamp fits 3/4" to 2" thick tops
- No screwing or drilling into work surface required
- Clamp position on panel is adjustable
- Kits include 2 or 3 Clamps depending on the width of the desk divider



Edge Clamp - Knob (SCEK)



Edge Clamp - Knob (BCEK)



### Edge Clamp - Lever (\*CEL)

- Patented Lever allows for easy installation with no low hanging knob
- Fast & easy installation and relocation
- Mount along the edge of work surface
- Clamp fits 5/8" to 1.5" thick tops
- No screwing or drilling into work surface required
- Clamp position on panel is adjustable
- Kits include 2 or 3 Clamps depending on the width of the desk divider

\*Patented



Edge Clamp - Lever (SCEL)



Edge Clamp - Lever (BCEL)



### Edge Clamp - Hex (SCEH) (Low Profile)

- Fast & easy installation and relocation
- Mount along the edge of work surface
- Clamp fits 1.1" to 1.22" thick tops
- No screwing or drilling into work surface required
- Clamp position on panel is adjustable
- Kits include 2 or 3 clamps depending on the width of the desk divider
- Use when minimum free space is available on underside of work surface



Edge Clamp - Hex (SCEH)



### Middle Clamp - Single (SCMS)

- Patented Lever allows for easy installation with no low hanging knob
- Fast & easy installation and relocation
- Mount perpendicular to edge of work surface
- Clamp fits 5/8" to 1.5" thick tops
- No screwing or drilling into work surface required
- Only one clamp required to secure a desk divider
- Kits include 1 middle clamp and one metal resting plate

*\*Patented*



Middle Clamp - Single (SCMS)



### Middle Clamp - Double (SCMD)

- Patented Lever allows for easy installation with no low hanging knob
- Fast & easy installation and relocation
- Mount perpendicular to edge of work surface
- Clamp fits 5/8" to 1.5" thick tops
- No screwing or drilling into work surface required
- Kit includes 2 Middle Clamps
- A central metal resting plate will be included with panels 54" and wider for a total of 3 clamps

*\*Patented*



Middle Clamp - Double (SCMD)



### Middle Clamp - Knob (SCMKS)

- Fast & easy installation and relocation
- Mount perpendicular to edge of work surface
- Clamp fits 1.1" to 1.22" thick tops
- No screwing or drilling into work surface
- Only one clamp required to secure panel to work surface
- Kit includes 1 middle clamp with knob and one or two metal resting plates depending on width of panel



Middle Clamp - Knob (SCMKS)




### Free Standing Foot (SFS)

- Fast & easy installation and relocation
- Stands freely on top of work surface
- Clamp position on panel is adjustable
- No screwing or drilling into work surface required
- A center Pad will be included on units 54" and wider



Free Standing (SFS)




### Invisible Mount (IM)

- For use with 3/4" (18mm) acoustic EchoScape™ only
- Permanent mount - Screw down
- Mounting locations on EchoScape™ panel are preset and posts slide into panel for invisible Mount
- Kits include 2 or 3 Invisible Mounts depending on width of panel



Invisible Mount (IM)



### Invisible Adhesive Mount (SIM.R)

- For use with 3/4" (18mm) acoustic EchoScape™ only
- Adhesive is used to attach metal plate to top cap
- Aluminum cover snaps into metal plate and Invisible Mount is screwed into cover
- Mounting locations on EchoScape™ panel are preset and posts slide into panel for invisible mount
- Kits include 2 or 3 Invisible Mounts depending on width of panel



Invisible Adhesive Mount (SIM.R)



### Invisible Edge Clamp - Knob (ICEK)

- For use with 3/4" (18mm) acoustic EchoScape™ only
- Mounting locations on EchoScape™ panel are preset and posts slide into panel for Invisible Mount
- Clamp fits 3/4" to 1.5" thick tops
- No screwing or drilling into work surface required
- Kits include 2 or 3 Clamps depending on the width of the desk divider



Invisible Edge Clamp - Knob (SICEK)



Invisible Edge Clamp - Knob (BICEK)





### Invisible Edge Clamp - Lever (\*ICEL)

- For use with 3/4" (18mm) acoustic EchoScape™ only
- Mounting locations on EchoScape™ panel are preset and posts slide into panel for Invisible Mount
- Clamp fits 5/8" to 1.5" thick tops
- Patented Lever allows for easy installation with no low hanging knob
- No screwing or drilling into work surface required
- Kits include 2 or 3 Clamps depending on the width of the desk divider



Invisible Edge Clamp - Lever (ICEL)

Invisible Edge Clamp - Lever (BICEK)



### Invisible Middle Clamp Single (SICMS)

- For use with 3/4" (18mm) acoustic EchoScape™ only
- Mounting locations on EchoScape™ panel are preset and posts slide into panel for Invisible Mount
- Mount perpendicular to edge of work surface
- Clamp fits 5/8" to 2" thick tops
- Patented Lever allows for easy installation with no low hanging knob and relocation
- No screwing or drilling into work surface required
- Only one clamp required to secure a desk divider
- Kits include 1 middle clamp and one metal resting plate



Invisible Middle Clamp Single (SICMS)




### Invisible Free Standing Foot (SIFS)

- For use with 3/4" (18mm) acoustic EchoScape™ only
- Mounting locations on EchoScape™ panel are preset and posts slide into panel for Invisible Mount
- Stands freely on top of worksurface
- No screwing or drilling into worksurface required
- A center metal resting plate will be included on units 54" and wider



Invisible Free Standing Foot (SIFS)

# ENCLAVE® PRIVACY PLUS PANEL



## ENCLAVE® PRIVACY PLUS PANEL

Style - Frosted Acrylic  
(FRO)

\* Clamps available in  
Silver (S) or Black (B)

### MOUNTING OPTIONS

#### FADP8-FRO

Width	Height	Weight (lbs)	Base List Price	Top Mount	Price	Tower Adhesive Mount	Price	Edge Clamp Knob	Edge Clamp Lever	Edge Clamp Hex	Middle Clamp	Middle Clamp Double	Middle Clamp Knob	Free Standing	Price
17"*	12"	5	\$144	* TM2	+\$40	STW.R2	+\$70	* CEK2	* CEL2	SCEH2	SCMS	SCMD	SCMKS	SFS2	+\$70
17"*	16"	6	\$167	* TM2	+\$40	STW.R2	+\$70	* CEK2	* CEL2	SCEH2	SCMS	SCMD	SCMKS	SFS2	+\$70
17"*	18"	7	\$178	* TM2	+\$40	STW.R2	+\$70	* CEK2	* CEL2	SCEH2	SCMS	SCMD	SCMKS	SFS2	+\$70
17"*	24"	8	\$236	* TM2	+\$40	STW.R2	+\$70	* CEK2	* CEL2	SCEH2	SCMS	SCMD	SCMKS	SFS2	+\$70
17"*	30"	10	\$298	* TM2	+\$40	STW.R2	N/A	* CEK2	* CEL2	SCEH2	SCMS	SCMD	SCMKS	SFS2	+\$70
23"*	12"	6	\$167	* TM2	+\$40	STW.R2	+\$70	* CEK2	* CEL2	SCEH2	SCMS	SCMD	SCMKS	SFS2	+\$70
23"*	16"	7	\$201	* TM2	+\$40	STW.R2	+\$70	* CEK2	* CEL2	SCEH2	SCMS	SCMD	SCMKS	SFS2	+\$70
23"*	18"	8	\$213	* TM2	+\$40	STW.R2	+\$70	* CEK2	* CEL2	SCEH2	SCMS	SCMD	SCMKS	SFS2	+\$70
23"*	24"	10	\$259	* TM2	+\$40	STW.R2	+\$70	* CEK2	* CEL2	SCEH2	SCMS	SCMD	SCMKS	SFS2	+\$70
23"*	30"	12	\$413	* TM2	+\$40	STW.R2	N/A	* CEK2	* CEL2	SCEH2	SCMS	SCMD	SCMKS	SFS2	+\$70
29"*	12"	7	\$190	* TM2	+\$40	STW.R2	+\$70	* CEK2	* CEL2	SCEH2	SCMS	SCMD	SCMKS	SFS2	+\$70
29"*	16"	8	\$241	* TM2	+\$40	STW.R2	+\$70	* CEK2	* CEL2	SCEH2	SCMS	SCMD	SCMKS	SFS2	+\$70
29"*	18"	9	\$241	* TM2	+\$40	STW.R2	+\$70	* CEK2	* CEL2	SCEH2	SCMS	SCMD	SCMKS	SFS2	+\$70
29"*	24"	11	\$275	* TM2	+\$40	STW.R2	+\$70	* CEK2	* CEL2	SCEH2	SCMS	SCMD	SCMKS	SFS2	+\$70
29"*	30"	13	\$425	* TM2	+\$40	STW.R2	N/A	* CEK2	* CEL2	SCEH2	SCMS	SCMD	SCMKS	SFS2	+\$70

## ENCLAVE® PRIVACY PLUS PANEL

Style - Clear Acrylic  
(CLR)

\* Clamps available in  
Silver (S) or Black (B)

### MOUNTING OPTIONS

#### FADP8-CLR

Width	Height	Weight (lbs)	Base List Price	Top Mount	Price	Tower Adhesive Mount	Price	Edge Clamp Knob	Edge Clamp Lever	Edge Clamp Hex	Middle Clamp	Middle Clamp Double	Middle Clamp Knob	Free Standing	Price
17"*	12"	5	\$142	* TM2	+\$40	STW.R2	+\$70	* CEK2	* CEL2	SCEH2	SCMS	SCMD	SCMKS	SFS2	+\$70
17"*	16"	6	\$169	* TM2	+\$40	STW.R2	+\$70	* CEK2	* CEL2	SCEH2	SCMS	SCMD	SCMKS	SFS2	+\$70
17"*	18"	7	\$186	* TM2	+\$40	STW.R2	+\$70	* CEK2	* CEL2	SCEH2	SCMS	SCMD	SCMKS	SFS2	+\$70
17"*	24"	8	\$355	* TM2	+\$40	STW.R2	+\$70	* CEK2	* CEL2	SCEH2	SCMS	SCMD	SCMKS	SFS2	+\$70
17"*	30"	10	\$360	* TM2	+\$40	STW.R2	N/A	* CEK2	* CEL2	SCEH2	SCMS	SCMD	SCMKS	SFS2	+\$70
23"*	12"	6	\$159	* TM2	+\$40	STW.R2	+\$70	* CEK2	* CEL2	SCEH2	SCMS	SCMD	SCMKS	SFS2	+\$70
23"*	16"	7	\$208	* TM2	+\$40	STW.R2	+\$70	* CEK2	* CEL2	SCEH2	SCMS	SCMD	SCMKS	SFS2	+\$70
23"*	18"	8	\$213	* TM2	+\$40	STW.R2	+\$70	* CEK2	* CEL2	SCEH2	SCMS	SCMD	SCMKS	SFS2	+\$70
23"*	24"	10	\$360	* TM2	+\$40	STW.R2	+\$70	* CEK2	* CEL2	SCEH2	SCMS	SCMD	SCMKS	SFS2	+\$70
23"*	30"	12	\$393	* TM2	+\$40	STW.R2	N/A	* CEK2	* CEL2	SCEH2	SCMS	SCMD	SCMKS	SFS2	+\$70
29"*	12"	7	\$191	* TM2	+\$40	STW.R2	+\$70	* CEK2	* CEL2	SCEH2	SCMS	SCMD	SCMKS	SFS2	+\$70
29"*	16"	8	\$246	* TM2	+\$40	STW.R2	+\$70	* CEK2	* CEL2	SCEH2	SCMS	SCMD	SCMKS	SFS2	+\$70
29"*	18"	9	\$246	* TM2	+\$40	STW.R2	+\$70	* CEK2	* CEL2	SCEH2	SCMS	SCMD	SCMKS	SFS2	+\$70
29"*	24"	11	\$371	* TM2	+\$40	STW.R2	+\$70	* CEK2	* CEL2	SCEH2	SCMS	SCMD	SCMKS	SFS2	+\$70
29"*	30"	13	\$404	* TM2	+\$40	STW.R2	N/A	* CEK2	* CEL2	SCEH2	SCMS	SCMD	SCMKS	SFS2	+\$70

**NOTE:**

All pricing in USD


Quantity of mounting clamps noted as last number in SKU

Middle Clamp (SCMS) and Middle Clamp Knob (SCMKS) kits include 1 clamp and 1 metal stability plate

\* Dimension is 1" less than width of desk to allow for rear panel

Middle Clamp Double (SCMD) includes 2 clamps

# ENCLAVE® PRIVACY PLUS PANEL



## ENCLAVE™ PRIVACY PLUS PANEL

Style - EchoScape™  
(PE9)

3/8" (9mm) thickness


See pages 9-10 for Banner  
Design Cutout Options

\* Clamps available in  
Silver (S) or Black (B)

### MOUNTING OPTIONS

#### FADP8-PE9

Width	Height	Weight (lbs)	Base List Price	Banner Design Cutout (optional)	Top Mount	Price	Edge Clamp Knob	Edge Clamp Lever	Edge Clamp Hex	Middle Clamp	Middle Clamp Double	Middle Clamp Knob	Free Standing	Price
17" *	12"	4	\$131	+\$33	* TM2	+\$40	* CEK2	* CEL2	SCEH2	SCMS	SCMD	SCMKS	SFS2	+\$70
17" *	16"	5	\$148	+\$33	* TM2	+\$40	* CEK2	* CEL2	SCEH2	SCMS	SCMD	SCMKS	SFS2	+\$70
17" *	18"	5	\$153	+\$33	* TM2	+\$40	* CEK2	* CEL2	SCEH2	SCMS	SCMD	SCMKS	SFS2	+\$70
23" *	12"	4	\$142	+\$33	* TM2	+\$40	* CEK2	* CEL2	SCEH2	SCMS	SCMD	SCMKS	SFS2	+\$70
23" *	16"	5	\$169	+\$33	* TM2	+\$40	* CEK2	* CEL2	SCEH2	SCMS	SCMD	SCMKS	SFS2	+\$70
23" *	18"	5	\$175	+\$33	* TM2	+\$40	* CEK2	* CEL2	SCEH2	SCMS	SCMD	SCMKS	SFS2	+\$70
29" *	12"	5	\$159	+\$44	* TM2	+\$40	* CEK2	* CEL2	SCEH2	SCMS	SCMD	SCMKS	SFS2	+\$70
29" *	16"	6	\$191	+\$44	* TM2	+\$40	* CEK2	* CEL2	SCEH2	SCMS	SCMD	SCMKS	SFS2	+\$70
29" *	18"	6	\$191	+\$44	* TM2	+\$40	* CEK2	* CEL2	SCEH2	SCMS	SCMD	SCMKS	SFS2	+\$70



## ENCLAVE™ PRIVACY PLUS PANEL

Style - EchoScape™  
(PE18)

3/4" (18mm) thickness

See pages 9-10 for Banner  
Design Cutout Options


\* Clamps available in  
Silver (S) or Black (B)

### MOUNTING OPTIONS

#### FADP8-PE18

Width	Height	Weight (lbs)	Base List Price	Banner Design Cutout (optional)	Top Mount	Price	Edge Clamp Knob	Edge Clamp Lever	Edge Clamp Hex	Middle Clamp	Middle Clamp Double	Middle Clamp Knob	Free Standing	Price
17" *	12"	4	\$153	+\$33	* TM2	+\$40	* CEK2	* CEL2	SCEH2	SCMS	SCMD	SCMKS	SFS2	+\$70
17" *	16"	5	\$180	+\$33	* TM2	+\$40	* CEK2	* CEL2	SCEH2	SCMS	SCMD	SCMKS	SFS2	+\$70
17" *	18"	5	\$197	+\$33	* TM2	+\$40	* CEK2	* CEL2	SCEH2	SCMS	SCMD	SCMKS	SFS2	+\$70
17" *	24"	6	\$257	+\$33	* TM2	+\$40	* CEK2	* CEL2	SCEH2	SCMS	SCMD	SCMKS	SFS2	+\$70
17" *	30"	6	\$322	+\$33	* TM2	+\$40	* CEK2	* CEL2	SCEH2	SCMS	SCMD	SCMKS	SFS2	+\$70
23" *	12"	4	\$169	+\$33	* TM2	+\$40	* CEK2	* CEL2	SCEH2	SCMS	SCMD	SCMKS	SFS2	+\$70
23" *	16"	5	\$202	+\$33	* TM2	+\$40	* CEK2	* CEL2	SCEH2	SCMS	SCMD	SCMKS	SFS2	+\$70
23" *	18"	5	\$208	+\$33	* TM2	+\$40	* CEK2	* CEL2	SCEH2	SCMS	SCMD	SCMKS	SFS2	+\$70
23" *	24"	6	\$268	+\$33	* TM2	+\$40	* CEK2	* CEL2	SCEH2	SCMS	SCMD	SCMKS	SFS2	+\$70
23" *	30"	7	\$436	+\$33	* TM2	+\$40	* CEK2	* CEL2	SCEH2	SCMS	SCMD	SCMKS	SFS2	+\$70
29" *	12"	5	\$202	+\$44	* TM2	+\$40	* CEK2	* CEL2	SCEH2	SCMS	SCMD	SCMKS	SFS2	+\$70
29" *	16"	6	\$240	+\$44	* TM2	+\$40	* CEK2	* CEL2	SCEH2	SCMS	SCMD	SCMKS	SFS2	+\$70
29" *	18"	6	\$246	+\$44	* TM2	+\$40	* CEK2	* CEL2	SCEH2	SCMS	SCMD	SCMKS	SFS2	+\$70
29" *	24"	7	\$273	+\$44	* TM2	+\$40	* CEK2	* CEL2	SCEH2	SCMS	SCMD	SCMKS	SFS2	+\$70
29" *	30"	8	\$540	+\$44	* TM2	+\$40	* CEK2	* CEL2	SCEH2	SCMS	SCMD	SCMKS	SFS2	+\$70





**ENCLAVE® PRIVACY PLUS PANEL**

Style - EchoScape™ Invisible Mount  
(IPE18)

3/4" (18mm) thickness

See pages 9-10 for Banner  
Design Cutout Options

\* Clamps available in  
Silver (S) or Black (B)

**MOUNTING OPTION**

**FADP8-IPE18**

Width	Height	Weight (lbs)	Base List Price	Banner Design Cut-out (optional)	Invisible Mount	Price	Invisible Adhesive Mount	Invisible Edge Clamp Knob	Invisible Edge Clamp Lever	Invisible Middle Clamp Single	Invisible Free Standing	Price
17"	11.5"	4	\$153	N/A	IM2	+\$40	SIM.R2	*ICEK2	*ICEL2	SICMS	SIFS2	+\$70
17"	15.5"	5	\$180	+\$33	IM2	+\$40	SIM.R2	*ICEK2	*ICEL2	SICMS	SIFS2	+\$70
17"	17.5"	5	\$197	+\$33	IM2	+\$40	SIM.R2	*ICEK2	*ICEL2	SICMS	SIFS2	+\$70
17"	23.5"	6	\$257	+\$33	IM2	+\$40	SIM.R2	*ICEK2	*ICEL2	SICMS	SIFS2	+\$70
17"	29.5"	6	\$322	+\$33	IM2	+\$40	N/A	*ICEK2	*ICEL2	SICMS	SIFS2	+\$70
23"	11.5"	4	\$169	N/A	IM2	+\$40	SIM.R2	*ICEK2	*ICEL2	SICMS	SIFS2	+\$70
23"	15.5"	5	\$202	+\$33	IM2	+\$40	SIM.R2	*ICEK2	*ICEL2	SICMS	SIFS2	+\$70
23"	17.5"	5	\$208	+\$33	IM2	+\$40	SIM.R2	*ICEK2	*ICEL2	SICMS	SIFS2	+\$70
23"	23.5"	6	\$268	+\$33	IM2	+\$40	SIM.R2	*ICEK2	*ICEL2	SICMS	SIFS2	+\$70
23"	29.5"	7	\$436	+\$33	IM2	+\$40	N/A	*ICEK2	*ICEL2	SICMS	SIFS2	+\$70
29"	11.5"	5	\$202	N/A	IM2	+\$40	SIM.R2	*ICEK2	*ICEL2	SICMS	SIFS2	+\$70
29"	15.5"	6	\$240	+\$44	IM2	+\$40	SIM.R2	*ICEK2	*ICEL2	SICMS	SIFS2	+\$70
29"	17.5"	6	\$246	+\$44	IM2	+\$40	SIM.R2	*ICEK2	*ICEL2	SICMS	SIFS2	+\$70
29"	23.5"	7	\$273	+\$44	IM2	+\$40	SIM.R2	*ICEK2	*ICEL2	SICMS	SIFS2	+\$70
29"	29.5"	8	\$540	+\$44	IM2	+\$40	N/A	*ICEK2	*ICEL2	SICMS	SIFS2	+\$70

**NOTE:**

All pricing in USD

Quantity of mounting clamps noted as last number in SKU

Middle Clamp (SCMS) and Middle Clamp Knob (SCMKS) kits include 1 clamp and 1 metal stability plate

Middle Clamp Double (SCMD) includes 2 clamps

\* Dimension is 1" less than width of desk to allow for rear panel


**Sound Absorbent** - EchoScape™ 3/8" (9mm), is rated at .85 NRC

EchoScape™ 3/4" (18mm), is rated at .9 NRC

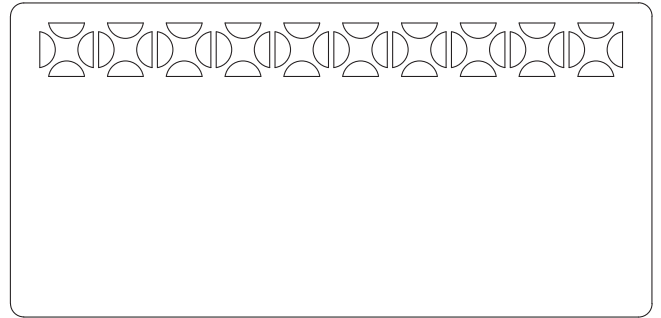
**Eco-Friendly** - EchoScape™ is made from 60% post-consumer reclaimed

# DESIGN CUTOUTS

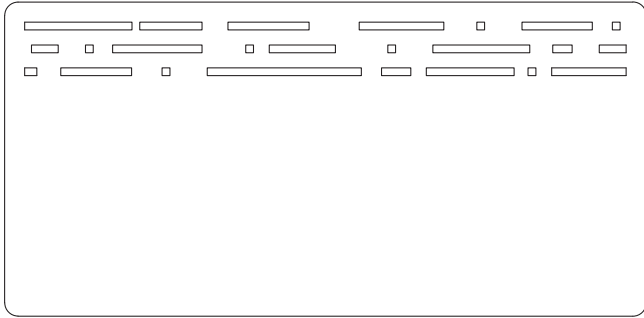
Available in EchoScape™ (PE18) and EchoScape™ Invisible Mount (IPE18)



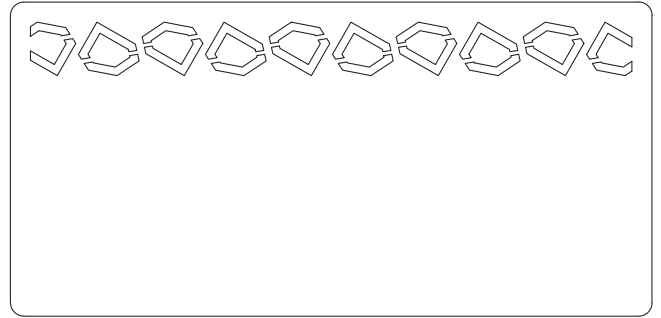
D002 - FIZZY




D004 - METRO



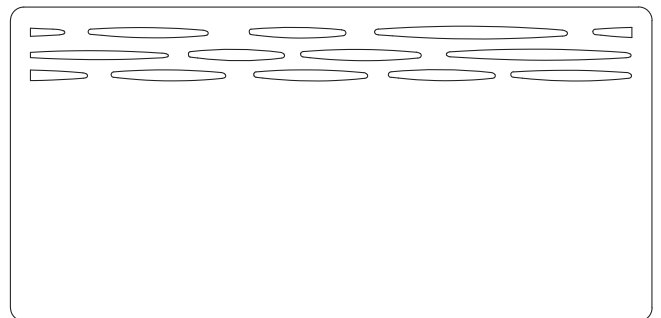
D005 - DASH



D008 - TRIBAL




D016 - RETRO




D017 - STRATA

# DESIGN CUTOUTS


Available in EchoScape™ (PE18) and EchoScape™ Invisible Mount (IPE18)



D021 - MAZE

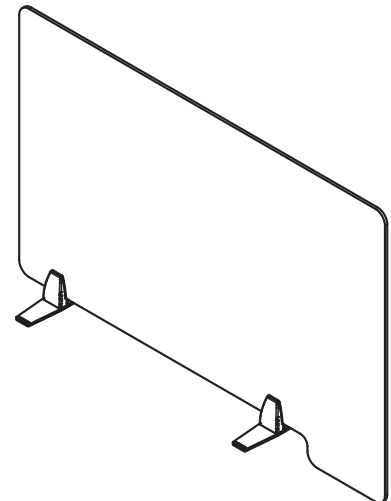
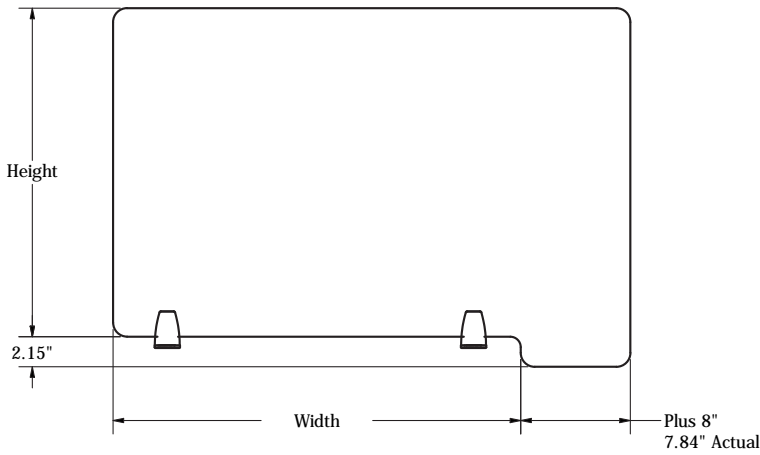


D022 - AZTEC



D023 - PINWHEEL

# LINE DRAWINGS



# ENCLAVE® SNEEZE GUARD

Price Effective - September 19, 2022



## PROTECTIVE BARRIER SHIELDS

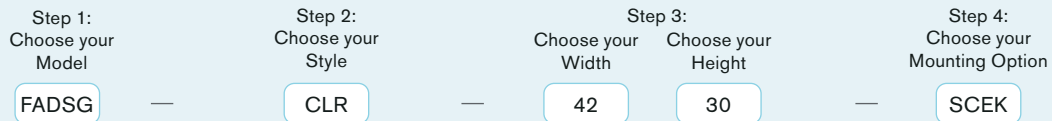
Protect employees and customers with our high quality, professionally designed clear acrylic Sneeze Guard panels. Our see-through protective barriers have a smooth edged opening on the bottom for safe document and currency exchange and are available in a variety of widths and heights to shield your entire worksurface.

Sneeze guards can be mounted with free standing feet for a moveable solution or be permanently fixed to your countertop or worksurface. Easy to disinfect and clean, MergeWorks' Sneeze Guards are an effective solution to keep your work environment safe and virus-free.

- Panels are available in several widths and heights for maximum coverage
- Cutout is 4" high and extends the full width of the panel less than 6" from each side
- All acrylic edges are sanded for a smooth finish
- 1/4" thick Acrylic is easy to disinfect and clean
- Removable and permanent mounting options available
- Made in the USA
- Customization available – special materials, sizes, shapes and mounting options



### How to build your SKU:



## ENCLAVE® SNEEZE GUARD

Model	Style	Width	Height	Mounting			
FADSG	Enclave® Sneeze Guard	CLR	Clear Acrylic	23"	24"	*TM	Top Mount (silver or black)
		FRO	Frosted Acrylic	30"	30"	*CEK	Edge Clamp - Knob (silver or black)
			36"	36"	SFS	Free Standing (silver)	
			42"				
			47"				
			54"				
			60"				
			66"				
			72"				
			90"				



# ENCLAVE® SNEEZE GUARD - CLEAR ACRYLIC

## ENCLAVE® SNEEZE GUARD

Clear Acrylic  
(CLR)

\* Clamps available in  
Silver (S) or Black (B)

### MOUNTING OPTIONS

FADSG-CLR				Top Mount	Price	MOUNTING OPTIONS		Price
Width	Height	Weight (lbs)	Base List Price			Edge Clamp Knob	Free Standing	
23"	24"	10	\$229	* TM2	+\$40	* CEK2	SFS2	+\$70
23"	30"	12	\$273	* TM2	+\$40	* CEK2	SFS2	+\$70
23"	36"	14	\$398	* TM2	+\$40	* CEK2	SFS2	+\$70
30"	24"	12	\$295	* TM2	+\$40	* CEK2	SFS2	+\$70
30"	30"	14	\$480	* TM2	+\$40	* CEK2	SFS2	+\$70
30"	36"	16	\$491	* TM2	+\$40	* CEK2	SFS2	+\$70
36"	24"	13	\$387	* TM2	+\$40	* CEK2	SFS2	+\$70
36"	30"	16	\$486	* TM2	+\$40	* CEK2	SFS2	+\$70
36"	36"	18	\$573	* TM2	+\$40	* CEK2	SFS2	+\$70
42"	24"	14	\$393	* TM2	+\$40	* CEK2	SFS2	+\$70
42"	30"	17	\$496	* TM2	+\$40	* CEK2	SFS2	+\$70
42"	36"	20	\$682	* TM2	+\$40	* CEK2	SFS2	+\$70
47"	24"	16	\$420	* TM2	+\$40	* CEK2	SFS2	+\$70
47"	30"	19	\$453	* TM2	+\$40	* CEK2	SFS2	+\$70
47"	36"	22	\$616	* TM2	+\$40	* CEK2	SFS2	+\$70
54"	24"	18	\$584	* TM2	+\$40	* CEK2	SFS2	+\$70
54"	30"	22	\$1,031	* TM2	+\$40	* CEK2	SFS2	+\$70
54"	36"	26	\$1,052	* TM2	+\$40	* CEK2	SFS2	+\$70
60"	24"	20	\$589	* TM3	+\$60	* CEK3	SFS3	+\$105
60"	30"	24	\$1,036	* TM3	+\$60	* CEK3	SFS3	+\$105
60"	36"	28	\$1,063	* TM3	+\$60	* CEK3	SFS3	+\$105
66"	24"	21	\$595	* TM3	+\$60	* CEK3	SFS3	+\$105
66"	30"	25	\$1,047	* TM3	+\$60	* CEK3	SFS3	+\$105
66"	36"	30	\$1,072	* TM3	+\$60	* CEK3	SFS3	+\$105
72"	24"	22	\$616	* TM3	+\$60	* CEK3	SFS3	+\$105
72"	30"	27	\$1,069	* TM3	+\$60	* CEK3	SFS3	+\$105
72"	36"	32	\$1,096	* TM3	+\$60	* CEK3	SFS3	+\$105
90"	24"	28	\$638	* TM4	+\$80	* CEK4	SFS4	+\$140
90"	30"	34	\$1,090	* TM4	+\$80	* CEK4	SFS4	+\$140
90"	36"	39	\$1,123	* TM4	+\$80	* CEK4	SFS4	+\$140

**NOTE:**

All pricing in USD

Quantity of mounting clamps noted as last number in SKU

# ENCLAVE® SNEEZE GUARD - FROSTED ACRYLIC

## ENCLAVE® SNEEZE GUARD

Frosted Acrylic  
(FRO)

\* Clamps available in  
Silver (S) or Black (B)

### MOUNTING OPTIONS

FADSG-FRO				Top Mount	Price	MOUNTING OPTIONS		Price
Width	Height	Weight (lbs)	Base List Price			Edge Clamp Knob	Free Standing	
23"	24"	10	\$239	* TM2	+\$40	* CEK2	SFS2	+\$70
23"	30"	12	\$285	* TM2	+\$40	* CEK2	SFS2	+\$70
23"	36"	14	\$331	* TM2	+\$40	* CEK2	SFS2	+\$70
30"	24"	12	\$297	* TM2	+\$40	* CEK2	SFS2	+\$70
30"	30"	14	\$371	* TM2	+\$40	* CEK2	SFS2	+\$70
30"	36"	16	\$468	* TM2	+\$40	* CEK2	SFS2	+\$70
36"	24"	13	\$320	* TM2	+\$40	* CEK2	SFS2	+\$70
36"	30"	16	\$382	* TM2	+\$40	* CEK2	SFS2	+\$70
36"	36"	18	\$560	* TM2	+\$40	* CEK2	SFS2	+\$70
42"	24"	14	\$405	* TM2	+\$40	* CEK2	SFS2	+\$70
42"	30"	17	\$468	* TM2	+\$40	* CEK2	SFS2	+\$70
42"	36"	20	\$651	* TM2	+\$40	* CEK2	SFS2	+\$70
47"	24"	16	\$428	* TM2	+\$40	* CEK2	SFS2	+\$70
47"	30"	19	\$501	* TM2	+\$40	* CEK2	SFS2	+\$70
47"	36"	22	\$678	* TM2	+\$40	* CEK2	SFS2	+\$70
54"	24"	18	\$439	* TM2	+\$40	* CEK2	SFS2	+\$70
54"	30"	22	\$668	* TM2	+\$40	* CEK2	SFS2	+\$70
54"	36"	26	\$816	* TM2	+\$40	* CEK2	SFS2	+\$70
60"	24"	20	\$548	* TM3	+\$60	* CEK3	SFS3	+\$105
60"	30"	24	\$673	* TM3	+\$60	* CEK3	SFS3	+\$105
60"	36"	28	\$1,015	* TM3	+\$60	* CEK3	SFS3	+\$105
66"	24"	21	\$553	* TM3	+\$60	* CEK3	SFS3	+\$105
66"	30"	25	\$684	* TM3	+\$60	* CEK3	SFS3	+\$105
66"	36"	30	\$1,027	* TM3	+\$60	* CEK3	SFS3	+\$105
72"	24"	22	\$581	* TM3	+\$60	* CEK3	SFS3	+\$105
72"	30"	27	\$707	* TM3	+\$60	* CEK3	SFS3	+\$105
72"	36"	32	\$894	* TM3	+\$60	* CEK3	SFS3	+\$105
90"	24"	28	\$907	* TM4	+\$80	* CEK4	SFS4	+\$140
90"	30"	34	\$1,279	* TM4	+\$80	* CEK4	SFS4	+\$140
90"	36"	39	\$1,307	* TM4	+\$80	* CEK4	SFS4	+\$140

**NOTE:**

All pricing in USD

Quantity of mounting clamps noted as last number in SKU

## MOUNTING OPTIONS



### Top Mount (TM)

- Use for permanent mounting
- Install anywhere on the desk
- Work on all thickness tops
- Clamp position on panel is adjustable
- Kits include 2 or 3 Top Mounts depending on the width of the desk divider



Top Mount (STM)



Top Mount (BTM)



### Edge Clamp - Knob (CEK)

- Fast & easy installation and relocation
- Mount along the edge of work surface
- Clamp fits 3/4" to 2" thick tops
- No screwing or drilling into work surface required
- Clamp position on panel is adjustable
- Kits include 2 or 3 Clamps depending on the width of the desk divider



Edge Clamp - Knob (SCEK)



Edge Clamp - Knob (BCEK)



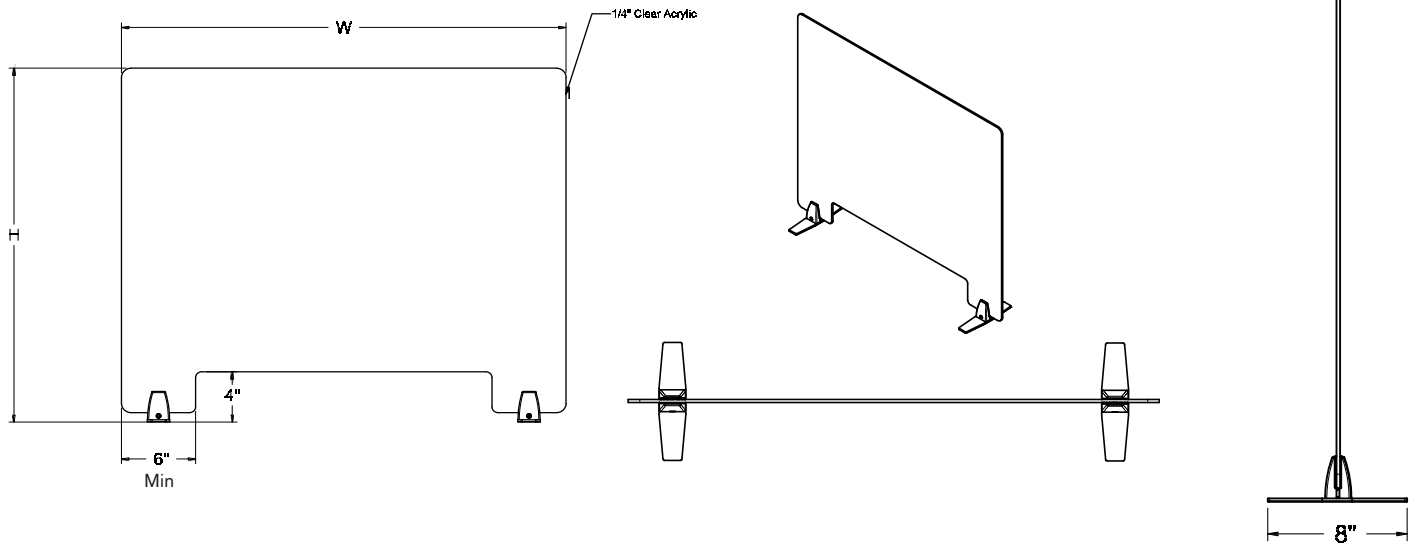
### Free Standing Foot (FS)

- Fast & easy installation and relocation
- Stands freely on top of work surface
- Clamp position on panel is adjustable
- No screwing or drilling into work surface required
- A center Pad will be included on units 54" and wider

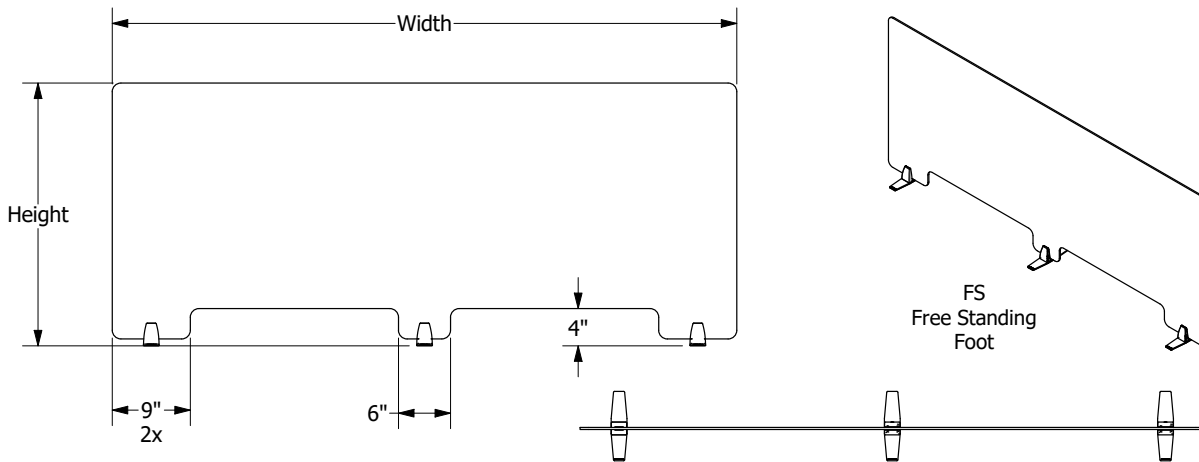


Free Standing (SFS)

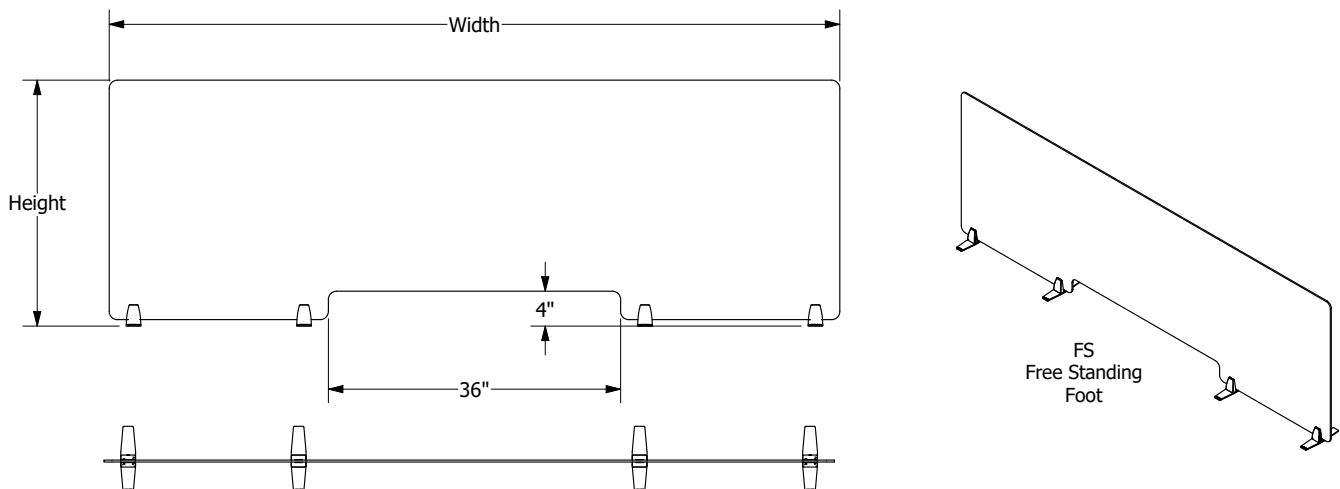
SNEEZE GUARD LAYOUT FOR PANEL WIDTHS OF 23"-54"



SNEEZE GUARD LAYOUT FOR PANEL WIDTHS OF 60"-72"



SNEEZE GUARD LAYOUT FOR PANEL WIDTH OF 73"-90"





# TERRACE SNEEZE GUARD


Price Effective - September 19, 2022



## Protective Barrier Shields

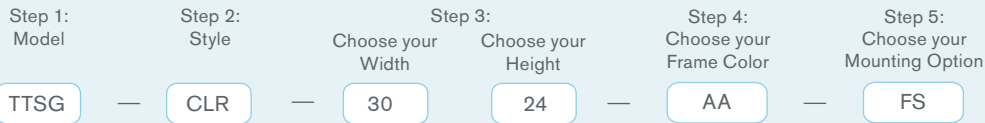
Protect employees and customers with our high quality, professionally designed acrylic Sneeze Guard panels. Our see-through clear or frosted protective barriers are framed along the bottom edge and sit 4 inches off the surface for safe document and currency exchange. Terrace Sneeze Guards are available in a variety of widths and heights to shield your entire worksurface.

Sneeze Guards can be mounted with free standing feet for a movable solution or be permanently fixed to your countertop or worksurface. Easy to disinfect and clean, MergeWorks Sneeze Guards are an effective solution to keep your work environment safe and virus-free.



- Panels are available in clear and frosted acrylic
- Panels are available in several widths and heights for maximum coverage
- Light weight silver aluminum frame holds acrylic
- Panel length includes panel and frame
- Sneeze Guards sit 4" off the worksurface
- All acrylic edges are sanded for a smooth finish
- 1/4" thick Acrylic is easy to disinfect and clean
- Removable and permanent mounting options available
- Made in the USA
- Customization available – special materials, sizes, shapes and mounting

### How to build your SKU:



## TERRACE SNEEZE GUARD

Model	Style	Width	Height	Frame	Mounting
TTSG Terrace Sneeze Guard	CLR Clear Acrylic	24"	24"	AA Satin Aluminum	<b>B</b> Bolt Through <b>SCEK</b> Edge Clamp - Knob <b>SFS</b> Free Standing Foot <b>SFSL</b> Free Standing Foot for 40"H Top Plate <b>T</b>
	FRO Frosted Acrylic	30"	28"		
		36"	36"		
		42"			
		48"			
		60"			

# TERRACE SNEEZE GUARD PANEL

## TERRACE SNEEZE GUARD

Style - Clear Acrylic  
(CLR)

### MOUNTING OPTIONS

			TTSO-CLR	Bolt Through	Price	Edge Clamp Knob	Free Standing Foot	Free Standing Foot for 40" Panels	Top Plate	Price
Width	Height	Weight (lbs)	Base List Price							
24"	24"	7	\$317	B2	+\$0	SCEK2	SFS2	n/a	T2	+\$44
24"	28"	8	\$345	B2	+\$0	SCEK2	SFS2	n/a	T2	+\$44
24"	36"	9	\$394	B2	+\$0	SCEK2	SFS2	n/a	T2	+\$44
24"	40"	10	\$464	n/a	n/a	n/a	n/a	SFSL2	n/a	+\$44
30"	24"	8	\$361	B2	+\$0	SCEK2	SFS2	n/a	T2	+\$44
30"	28"	9	\$398	B2	+\$0	SCEK2	SFS2	n/a	T2	+\$44
30"	36"	11	\$556	B2	+\$0	SCEK2	SFS2	n/a	T2	+\$44
30"	40"	13	\$578	n/a	n/a	n/a	n/a	SFSL2	n/a	+\$44
36"	24"	9	\$442	B2	+\$0	SCEK2	SFS2	n/a	T2	+\$44
36"	28"	10	\$448	B2	+\$0	SCEK2	SFS2	n/a	T2	+\$44
36"	36"	13	\$578	B2	+\$0	SCEK2	SFS2	n/a	T2	+\$44
36"	40"	15	\$731	n/a	n/a	n/a	n/a	SFSL2	n/a	+\$44
42"	24"	10	\$459	B2	+\$0	SCEK2	SFS2	n/a	T2	+\$44
42"	28"	12	\$514	B2	+\$0	SCEK2	SFS2	n/a	T2	+\$44
42"	36"	15	\$606	B2	+\$0	SCEK2	SFS2	n/a	T2	+\$44
42"	40"	17	\$753	n/a	n/a	n/a	n/a	SFSL2	n/a	+\$44
48"	24"	12	\$480	B2	+\$0	SCEK2	SFS2	n/a	T2	+\$44
48"	28"	14	\$535	B2	+\$0	SCEK2	SFS2	n/a	T2	+\$44
48"	36"	17	\$633	B2	+\$0	SCEK2	SFS2	n/a	T2	+\$44
48"	40"	19	\$775	n/a	n/a	n/a	n/a	SFSL2	n/a	+\$44
54"	24"	13	\$759	B2	+\$0	SCEK2	SFS2	n/a	T2	+\$44
54"	28"	15	\$770	B2	+\$0	SCEK2	SFS2	n/a	T2	+\$44
54"	36"	19	\$1,222	B2	+\$0	SCEK2	SFS2	n/a	T2	+\$44
54"	40"	22	\$1,243	n/a	n/a	n/a	n/a	SFSL2	n/a	+\$44
60"	24"	14	\$775	B2	+\$0	SCEK2	SFS2	n/a	T2	+\$44
60"	28"	17	\$791	B2	+\$0	SCEK2	SFS2	n/a	T2	+\$44
60"	36"	21	\$1,243	B2	+\$0	SCEK2	SFS2	n/a	T2	+\$44
60"	40"	24	\$1,265	n/a	n/a	n/a	n/a	SFSL2	n/a	+\$44

## TERRACE SNEEZE GUARD

Style - Frosted Acrylic  
(FRO)

### MOUNTING OPTIONS

			TTSO-FRO	Bolt Through	Price	Edge Clamp Knob	Free Standing Foot	Free Standing Foot for 40" Panels	Top Plate	Price
Width	Height	Weight (lbs)	Base List Price							
24"	24"	7	\$317	B2	+\$0	SCEK2	SFS2	n/a	T2	+\$44
24"	28"	8	\$345	B2	+\$0	SCEK2	SFS2	n/a	T2	+\$44
24"	36"	9	\$394	B2	+\$0	SCEK2	SFS2	n/a	T2	+\$44
24"	40"	10	\$470	n/a	n/a	n/a	n/a	SFSL2	n/a	+\$44
30"	24"	8	\$361	B2	+\$0	SCEK2	SFS2	n/a	T2	+\$44
30"	28"	9	\$398	B2	+\$0	SCEK2	SFS2	n/a	T2	+\$44
30"	36"	11	\$556	B2	+\$0	SCEK2	SFS2	n/a	T2	+\$44
30"	40"	13	\$578	n/a	n/a	n/a	n/a	SFSL2	n/a	+\$44
36"	24"	9	\$442	B2	+\$0	SCEK2	SFS2	n/a	T2	+\$44
36"	28"	10	\$448	B2	+\$0	SCEK2	SFS2	n/a	T2	+\$44
36"	36"	13	\$578	B2	+\$0	SCEK2	SFS2	n/a	T2	+\$44
36"	40"	15	\$660	n/a	n/a	n/a	n/a	SFSL2	n/a	+\$44
42"	24"	10	\$459	B2	+\$0	SCEK2	SFS2	n/a	T2	+\$44
42"	28"	12	\$514	B2	+\$0	SCEK2	SFS2	n/a	T2	+\$44
42"	36"	15	\$606	B2	+\$0	SCEK2	SFS2	n/a	T2	+\$44
42"	40"	17	\$682	n/a	n/a	n/a	n/a	SFSL2	n/a	+\$44
48"	24"	12	\$480	B2	+\$0	SCEK2	SFS2	n/a	T2	+\$44
48"	28"	14	\$535	B2	+\$0	SCEK2	SFS2	n/a	T2	+\$44
48"	36"	17	\$633	B2	+\$0	SCEK2	SFS2	n/a	T2	+\$44
48"	40"	19	\$704	n/a	n/a	n/a	n/a	SFSL2	n/a	+\$44
54"	24"	13	\$541	B2	+\$0	SCEK2	SFS2	n/a	T2	+\$44
54"	28"	15	\$579	B2	+\$0	SCEK2	SFS2	n/a	T2	+\$44
54"	36"	19	\$770	B2	+\$0	SCEK2	SFS2	n/a	T2	+\$44
54"	40"	22	\$900	n/a	n/a	n/a	n/a	SFSL2	n/a	+\$44
60"	24"	14	\$562	B2	+\$0	SCEK2	SFS2	n/a	T2	+\$44
60"	28"	17	\$600	B2	+\$0	SCEK2	SFS2	n/a	T2	+\$44
60"	36"	21	\$796	B2	+\$0	SCEK2	SFS2	n/a	T2	+\$44
60"	40"	24	\$927	n/a	n/a	n/a	n/a	SFSL2	n/a	+\$44

NOTE: All pricing in USD

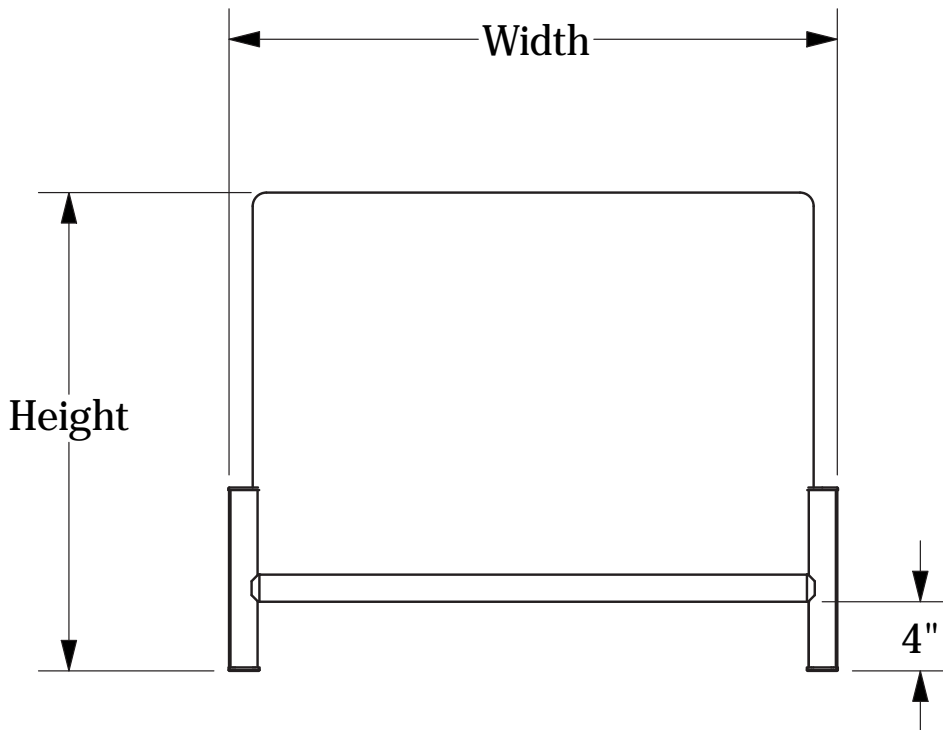
Quantity of mounting clamps noted as last number in SKU



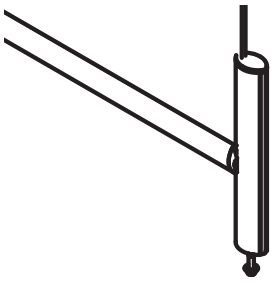
FRAME COLOR



Satin Aluminum  
AA

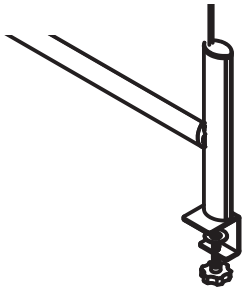


## MOUNTING OPTIONS



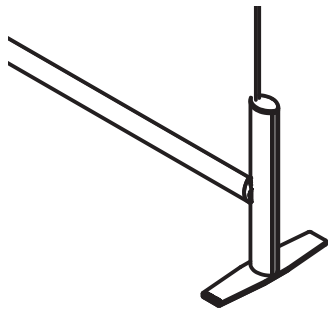
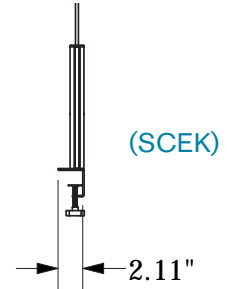
### Bolt Through (B)

- Permanent mounting (Requires drilling in worksurface)
- Works on all thickness tops



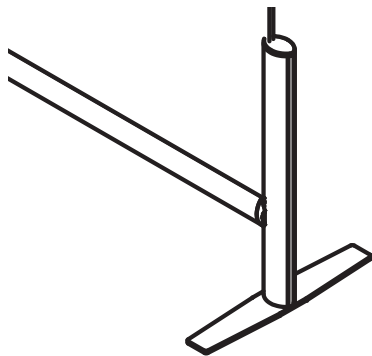
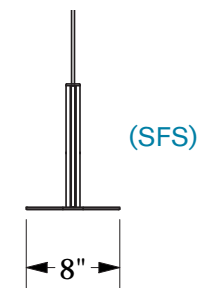
### Edge Clamp - Knob (CEK)

- Fast & easy installation
- Mount along the edge of work surface
- Clamp fits 3/4" to 2" thick tops
- No screwing or drilling into work surface required



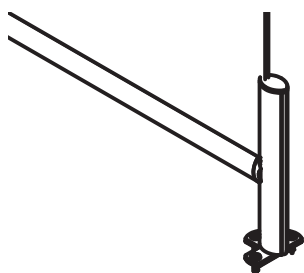
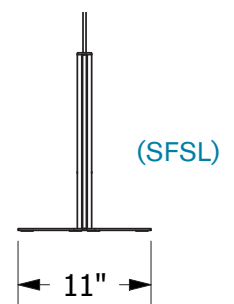
### Free Standing Foot (FS)

- Fast & easy installation
- Stands freely on top of work surface



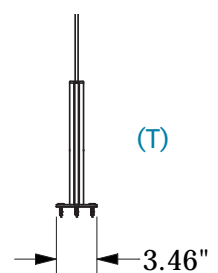
### Free Standing Foot for 40"H (SFSL)

- Fast & easy installation
- Stands freely on top of work surface
- Larger free standing foot for use with 40" H Terrace Sneeze Guard panel



### Top Plate (T)

- Use for permanent mounting
- Works on all thickness tops
- Top Plate rotates for single or double sided attachment
- Top Plate positions are adjustable





# SWITCHIT™ DESK DIVIDER PANELS

Price Effective - September 19, 2022

## POP-OFF - TURN PANEL - POP-ON

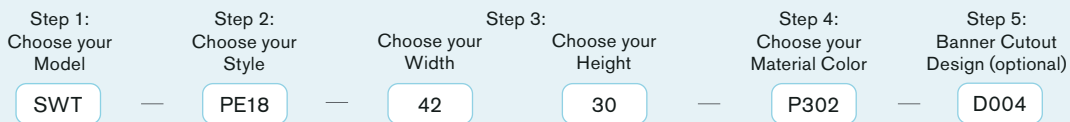
SwitchIT™ acoustic desk panels can be mounted above the desk for a quiet, distraction free work zone, or instantaneously converted to an open workstation for collaborative work with our patented magnetic mounting system.



## IMMEDIATELY ADJUST YOUR WORKSPACE

- Instantly repurpose for a private or collaborative workspace - no tools needed
- Available in several widths
- Available in 2 heights:
  - 24" panel height - 18" Above 1.25" worksurface
  - 0" Switched height above worksurface
  - 30" panel height - 18" Above 1.25" worksurface
  - 6" Switched height above worksurface
- NRC rated acoustic EchoScape™ material available in 2 thicknesses
  - 3/4" (18mm), NRC rated up to 0.9 – available in 8 colors
- Patented magnet mount assembly merges with most furniture solutions
- Panels can be used on any worksurface thickness
- Magnet mounts are permanently mounted to bottom of worksurface and on panels for secure stability
- Panels can be mounted flush against the desk or with up to a 1" gap to allow for wire management
- EchoScape™ panels are lightweight, tackable, VOC-free, 100% recyclable
- Custom sizes and shapes available

### How to build your SKU:



## SWITCHIT™ PANEL

Model	Style	Width	Height	Fixed and Switched Height above worksurface	Material Color	Banner Cutout Designs (optional)
SWT SwitchIT™ Panel	PE18 EchoScape™ 3/4" (18mm)	24"	24"	18" Above 1.25" worksurface,	P300 Ash EchoScape™ 3/4" (18mm)	D002 Fizzy
		30"		0" Switched Height above	P301 Charcoal EchoScape™ 3/4" (18mm)	D004 Metro
		36"		worksurface	P302 Cobalt EchoScape™ 3/4" (18mm)	D005 Dash
		42"	30"	18" Above 1.25" worksurface,	P303 Pear EchoScape™ 3/4" (18mm)	D008 Tribal
		48"		6" Switched Height above	P304 Sandstone EchoScape™ 3/4" (18mm)	D016 Retro
		54"		worksurface	P305 Slate EchoScape™ 3/4" (18mm)	D017 Strata
		60"			P306 Iced Grey EchoScape™ 3/4" (18mm)	D021 Maze
		66"			P316 Oat EchoScape™ 3/4" (18mm)	D022 Aztec
		72"				D023 Pinwheel

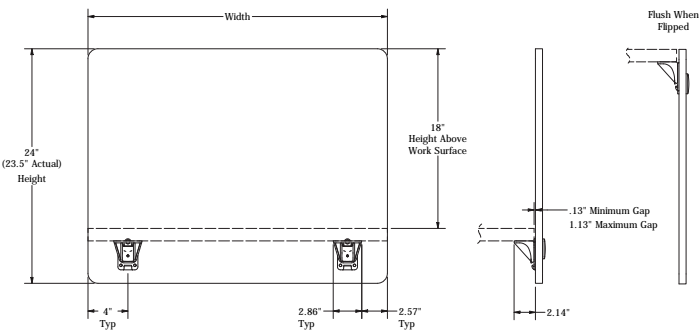
# SWITCHIT™ PANEL - INSTALLATION OPTIONS

## OPTION 1

24" Panel Height

18" Height above  
worksurface

0" Switched  
Height above  
worksurface

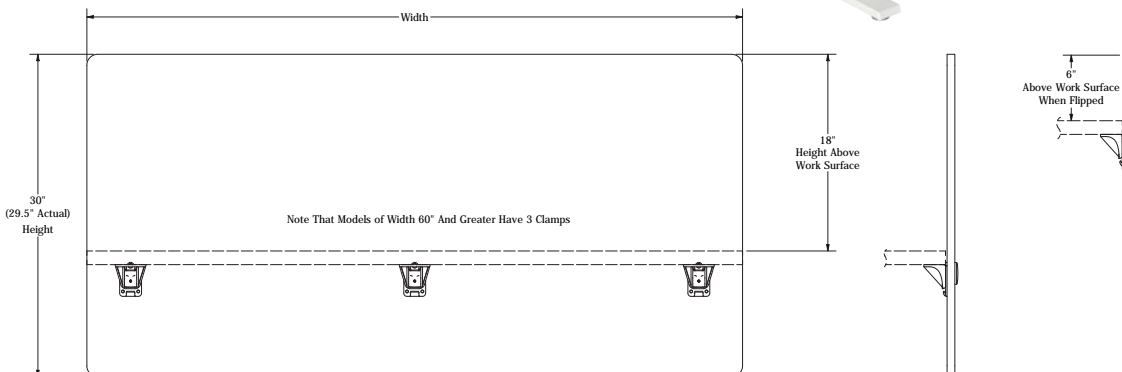


## OPTION 2

30" Panel Height

18" Height above  
worksurface

6" Switched  
Height above  
worksurface



PANEL AND MOUNTING SET

Width	Height	SWT-PE18 3/4" (18mm) List Price	Banner Cutout Design (optional)	Number of Mounting Sets
24"	24"	\$258	+\$33	2
24"	30"	\$268	+\$33	2
30"	24"	\$268	+\$44	2
30"	30"	\$312	+\$44	2
36"	24"	\$312	+\$44	2
36"	30"	\$377	+\$44	2
42"	24"	\$377	+\$55	2
42"	30"	\$388	+\$55	2
48"	24"	\$388	+\$55	2
48"	30"	\$410	+\$55	2
54"	24"	\$410	+\$66	2
54"	30"	\$476	+\$66	2
60"	24"	\$446	+\$66	3
60"	30"	\$511	+\$66	3
66"	24"	\$610	+\$77	3
66"	30"	\$631	+\$77	3
72"	24"	\$626	+\$77	3
72"	30"	\$642	+\$77	3



## MOUNTING SYSTEM



### SWITCHIT™ MAGNETIC MOUNT MOUNTS TO WORKSURFACE


Patented Mounting System




### SWITCHIT™ MAGNETIC MOUNT MOUNTS TO PANEL

Patented Mounting System

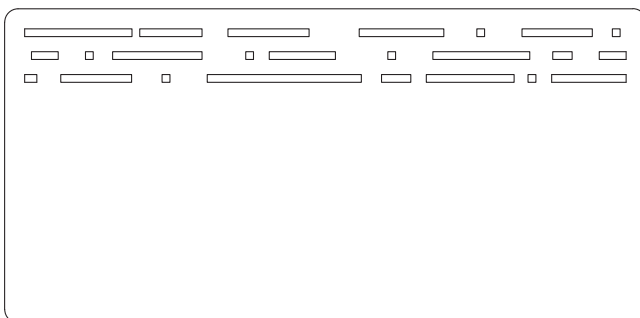
## DESIGN CUTOUTS



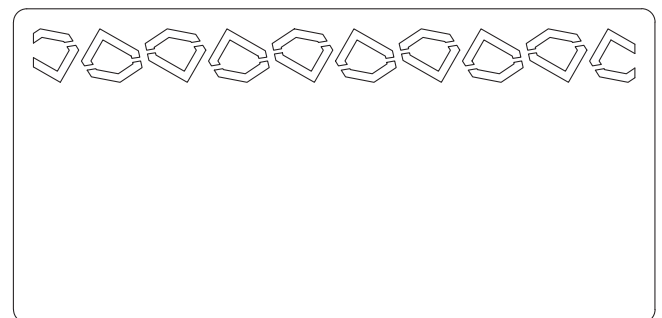
D002 - FIZZY



D004 - METRO




D005 - DASH



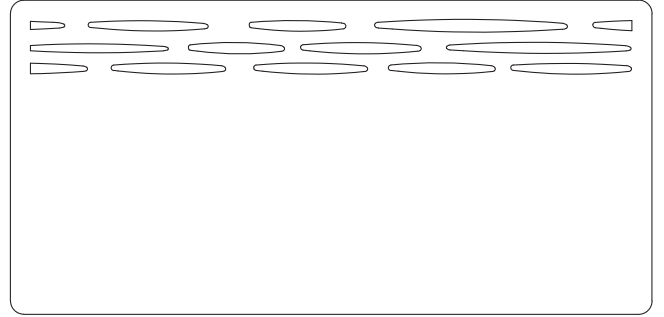
D008 - TRIBAL




# DESIGN CUTOUTS




D016 - RETRO




D017 - STRATA



D021 - MAZE



D022 - AZTEC



D023 - PINWHEEL

## MATERIAL OPTIONS

### ECHOSCAPE™ 3/4" (18MM)



Oat  
P316



Sandstone  
P304



Pear  
P303




New  
Spruce  
P323



New  
Denim  
P318



Cobalt  
P302



Iced Grey  
P306



Ash  
P300



Slate  
P305



Charcoal  
P301

# ECHOWRAP® ENCLAVE® L-PANEL

Price Effective - September 19, 2022

## VISUAL AND ACOUSTIC PRIVACY PLUS PROTECTION



Wing Finish:  
Tapered Edge

Take back your space with EchoWrap® Enclave® desk panels. EchoWrap Enclave desk panels sit on top of and surround your desk to keep out unwanted noise so you can focus on what's important. Using our highly rated acoustic and sustainable EchoScape™ material, EchoWrap Enclave panels absorb noise from both the front and back of the panels.

Designed with a living hinge to follow the shape of your desk or table, our acoustic EchoWrap Enclave L-Panel surrounds 2 sides of your worksurface to create a private yet collaborative workspace. Versatile EchoWrap Enclave panels are available with permanent or removable invisible mount options to fit any table or desk.

- One panel sits on top of the back worksurface and wraps around one side.
- Panel is reversible to fit right or left side of desk
- Wing side can be finished with 10° tapered or straight edge
- Multiple width and height options available
- Invisible Mounts with several removable or permanent clamps available
- Mounting locations on panel are preset and posts slide into panel for invisible mount
- Acoustic EchoScape™ material 3/4" (18mm) - 0.9 NRC rated
- Available in 10 colors
- EchoScape™ material can be cleaned with disinfectant sprays and fabric or carpet cleaners



Wing Finish:  
Straight Edge

### How to build your SKU:


Step 1: Choose your Model	Step 2: Choose your Width & Depth	Step 3: Choose your Overall Height	Step 4: Choose your Material Color	Step 5: Banner Cutout Design (optional)	Step 6: Choose your Mounting Option
FWLT	4826	23.5	P301	D021	IM

## ECHOWRAP® ENCLAVE® L-PANEL

Model	Width & Depth	Overall Height	Material Color	Banner Cutout Designs (optional)	Mounting
FWLT L-Panel Tapered Edge	24"w (Back) x 20"d (Wing)	11.5"	P300 Ash EchoScape™ 3/4" (18mm)	D002 Fizzy	IM Invisible Mount
FWLS L-Panel Straight Edge	24"w (Back) x 26"d (Wing)	17.5"	P301 Charcoal EchoScape™ 3/4" (18mm)	D004 Metro	SIM.R Invisible Adhesive Mount
	30"w (Back) x 20"d (Wing)	23.5"	P302 Cobalt EchoScape™ 3/4" (18mm)	D005 Dash	*ICEK Invisible Edge Clamp - Knob
	30"w (Back) x 26"d (Wing)	29.5"	P303 Pear EchoScape™ 3/4" (18mm)	D008 Tribal	SICEKG Invisible Edge Clamp - Gap Knob
	36"w (Back) x 20"d (Wing)		P304 Sandstone EchoScape™ 3/4" (18mm)	D016 Retro	*ICEL Invisible Edge Clamp- Lever
	36"w (Back) x 26"d (Wing)		P305 Slate EchoScape™ 3/4" (18mm)	D017 Strata	
	42"w (Back) x 20"d (Wing)		P306 Iced Grey EchoScape™ 3/4" (18mm)	D021 Maze	
	42"w (Back) x 26"d (Wing)		P316 Oat EchoScape™ 3/4" (18mm)	D022 Aztec	
	48"w (Back) x 20"d (Wing)			D023 Pinwheel	
	48"w (Back) x 26"d (Wing)				
	54"w (Back) x 20"d (Wing)				
	54"w (Back) x 26"d (Wing)				
	60"w (Back) x 20"d (Wing)				
	60"w (Back) x 26"d (Wing)				
	66"w (Back) x 20"d (Wing)				
	66"w (Back) x 26"d (Wing)				
	72"w (Back) x 20"d (Wing)				

\*Mounting option available in Silver (S) or Black (B)

# MOUNTING OPTIONS




## Invisible Mount (IM)

- For use with 3/4" (18mm) acoustic EchoScape™ only
- Permanent mount - Screw down
- Mounting locations on EchoScape™ panel are preset and posts slide into panel for invisible mount
- Kits include 3 to 5 invisible mounts depending on width of panel



Invisible Mount (IM)



## Invisible Adhesive Mount (SIM.R)

- For use with 3/4" (18mm) acoustic EchoScape™ only
- Adhesive is used to attach metal plate to top cap
- Aluminum cover snaps into metal plate and invisible mount is screwed into cover
- Mounting locations on EchoScape™ panel are preset and posts slide into panel for invisible mount
- Kits include 3 to 5 invisible mounts depending on width of panel



Invisible Adhesive Mount (SIM.R)



## Invisible Edge Clamp - Knob (ICEK)

- For use with 3/4" (18mm) acoustic EchoScape™ only
- Mounting locations on EchoScape™ panel are preset and posts slide into panel for invisible mount
- Clamp fits 3/4" to 2" thick tops
- No screwing or drilling into work surface required
- Kits include 3 to 5 invisible mounts depending on the width of the desk divider




Invisible Edge Clamp - Knob (ICEK)

Invisible Edge Clamp - Knob (BICEK)



## Invisible Edge Clamp - Lever (ICEL)

- For use with 3/4" (18mm) acoustic EchoScape™ only
- Mounting locations on EchoScape™ panel are preset and posts slide into panel for invisible mount
- Clamp fits 5/8" to 1.5" thick tops
- Patented Lever allows for easy installation with no low hanging knob
- No screwing or drilling into work surface required
- Kits include 3 to 5 invisible mounts depending on the width of the desk divider



Invisible Edge Clamp - Lever (ICEL)

Invisible Edge Clamp - Lever (BICEK)



## Invisible Edge Clamp - Gap Knob (ICEKG)

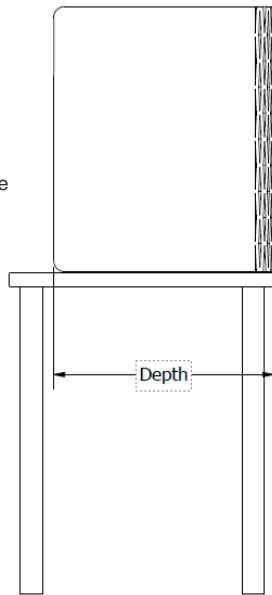


- For use with 3/4" (18mm) acoustic EchoScape™ only
- Mounting locations on EchoScape™ panel are preset and posts slide into panel for invisible mount
- Extension clamp mount to allow for cable management of worksurface mounted accessories
- Clamp mounts back panel 1" off worksurface
- Gap plate and panel extend 2.5" off worksurface when fully assembled
- Knob clamp fits 3/4" to 2" thick worksurface tops
- No screwing or drilling into worksurface required
- Only the back panel uses the Invisible Gap Knob (ICEKG) extenders. The wing mount uses Invisible Knob Clamp (ICEK)
- Total Invisible Gap Knob mounts 2 to 4. Total Invisible Knob mounts is 1.

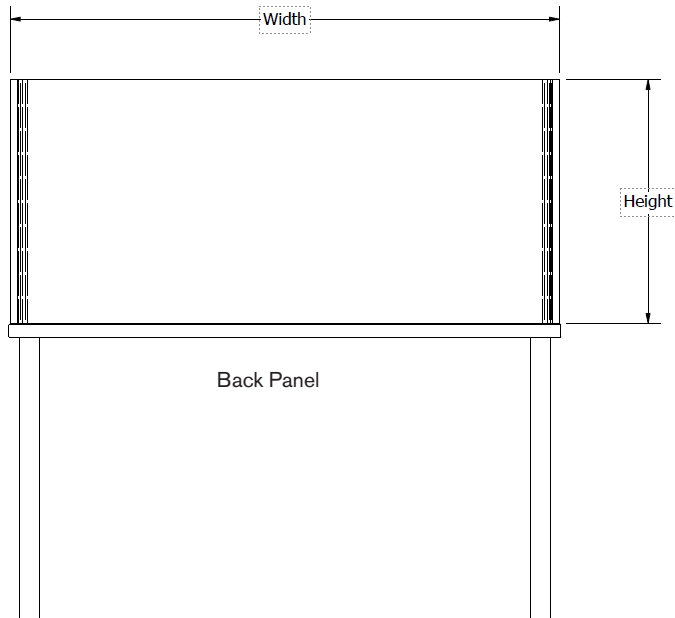
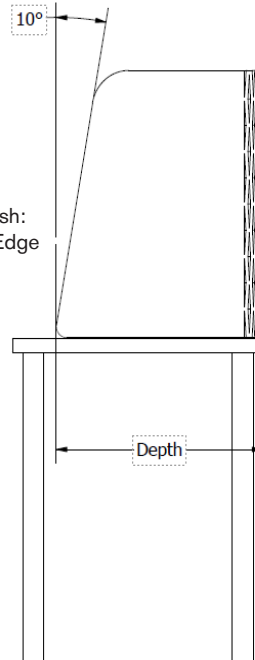


Invisible Edge Clamp - Gap Knob (ICEKG)

Wing Finish:  
Straight Edge



Wing Finish:  
Tapered Edge




See page 5 for Banner Design Cutout Options

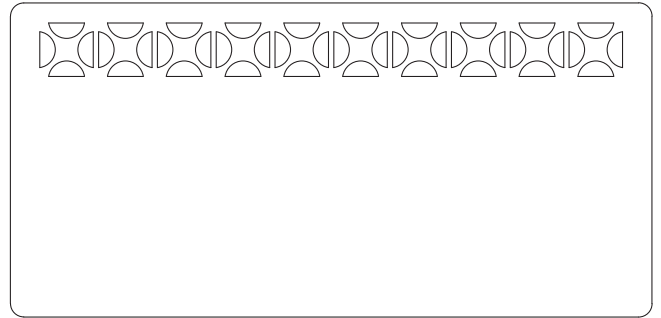
**FWLT or FWLS**

Width of Back Panel	Depth of Wing Side	Overall Height of Panel	Weight (lbs)	Base List Price	Banner Design Cutout (optional)	Invisible Mount	Price	Invisible Edge Clamp Gap Knob	Price	Invisible Adhesive Mount	*Invisible Edge Clamp Knob	Invisible Edge Clamp Lever	Price
24"	20"	11.5"	6	\$213	N/A	IM3	+\$60	SICEKG3	+\$120	SIM.R3	*ICEK3	*ICEL3	+\$105
24"	20"	17.5"	8	\$278	+\$55	IM3	+\$60	SICEKG3	+\$120	SIM.R3	*ICEK3	*ICEL3	+\$105
24"	20"	23.5"	9	\$371	+\$55	IM3	+\$60	SICEKG3	+\$120	SIM.R3	*ICEK3	*ICEL3	+\$105
24"	20"	29.5"	11	\$387	+\$55	IM3	+\$60	SICEKG3	+\$120	SIM.R3	*ICEK3	*ICEL3	+\$105
24"	26"	11.5"	7	\$246	+\$55	IM3	+\$60	SICEKG3	+\$120	SIM.R3	*ICEK3	*ICEL3	+\$105
24"	26"	17.5"	8	\$322	+\$55	IM3	+\$60	SICEKG3	+\$120	SIM.R3	*ICEK3	*ICEL3	+\$105
24"	26"	23.5"	10	\$420	+\$55	IM3	+\$60	SICEKG3	+\$120	SIM.R3	*ICEK3	*ICEL3	+\$105
24"	26"	29.5"	11	\$475	+\$55	IM3	+\$60	SICEKG3	+\$120	SIM.R3	*ICEK3	*ICEL3	+\$105
30"	20"	11.5"	7	\$246	N/A	IM3	+\$60	SICEKG3	+\$120	SIM.R3	*ICEK3	*ICEL3	+\$105
30"	20"	17.5"	8	\$322	+\$66	IM3	+\$60	SICEKG3	+\$120	SIM.R3	*ICEK3	*ICEL3	+\$105
30"	20"	23.5"	10	\$420	+\$66	IM3	+\$60	SICEKG3	+\$120	SIM.R3	*ICEK3	*ICEL3	+\$105
30"	20"	29.5"	11	\$475	+\$66	IM3	+\$60	SICEKG3	+\$120	SIM.R3	*ICEK3	*ICEL3	+\$105
30"	26"	11.5"	7	\$251	+\$66	IM3	+\$60	SICEKG3	+\$120	SIM.R3	*ICEK3	*ICEL3	+\$105
30"	26"	17.5"	9	\$327	+\$66	IM3	+\$60	SICEKG3	+\$120	SIM.R3	*ICEK3	*ICEL3	+\$105
30"	26"	23.5"	11	\$431	+\$66	IM3	+\$60	SICEKG3	+\$120	SIM.R3	*ICEK3	*ICEL3	+\$105
30"	26"	29.5"	12	\$486	+\$66	IM3	+\$60	SICEKG3	+\$120	SIM.R3	*ICEK3	*ICEL3	+\$105
36"	20"	11.5"	7	\$251	N/A	IM3	+\$60	SICEKG3	+\$120	SIM.R3	*ICEK3	*ICEL3	+\$105
36"	20"	17.5"	9	\$327	+\$77	IM3	+\$60	SICEKG3	+\$120	SIM.R3	*ICEK3	*ICEL3	+\$105
36"	20"	23.5"	11	\$431	+\$77	IM3	+\$60	SICEKG3	+\$120	SIM.R3	*ICEK3	*ICEL3	+\$105
36"	20"	29.5"	12	\$486	+\$77	IM3	+\$60	SICEKG3	+\$120	SIM.R3	*ICEK3	*ICEL3	+\$105
36"	26"	11.5"	7	\$333	+\$77	IM3	+\$60	SICEKG3	+\$120	SIM.R3	*ICEK3	*ICEL3	+\$105
36"	26"	17.5"	9	\$420	+\$77	IM3	+\$60	SICEKG3	+\$120	SIM.R3	*ICEK3	*ICEL3	+\$105
36"	26"	23.5"	11	\$578	+\$77	IM3	+\$60	SICEKG3	+\$120	SIM.R3	*ICEK3	*ICEL3	+\$105
36"	26"	29.5"	13	\$600	+\$77	IM3	+\$60	SICEKG3	+\$120	SIM.R3	*ICEK3	*ICEL3	+\$105
42"	20"	11.5"	7	\$333	N/A	IM3	+\$60	SICEKG3	+\$120	SIM.R3	*ICEK3	*ICEL3	+\$105
42"	20"	17.5"	9	\$420	+\$77	IM3	+\$60	SICEKG3	+\$120	SIM.R3	*ICEK3	*ICEL3	+\$105
42"	20"	23.5"	11	\$578	+\$77	IM3	+\$60	SICEKG3	+\$120	SIM.R3	*ICEK3	*ICEL3	+\$105
42"	20"	29.5"	13	\$600	+\$77	IM3	+\$60	SICEKG3	+\$120	SIM.R3	*ICEK3	*ICEL3	+\$105
42"	26"	11.5"	8	\$344	+\$77	IM3	+\$60	SICEKG3	+\$120	SIM.R3	*ICEK3	*ICEL3	+\$105
42"	26"	17.5"	10	\$431	+\$77	IM3	+\$60	SICEKG3	+\$120	SIM.R3	*ICEK3	*ICEL3	+\$105
42"	26"	23.5"	12	\$589	+\$77	IM3	+\$60	SICEKG3	+\$120	SIM.R3	*ICEK3	*ICEL3	+\$105
42"	26"	29.5"	14	\$611	+\$77	IM3	+\$60	SICEKG3	+\$120	SIM.R3	*ICEK3	*ICEL3	+\$105
48"	20"	11.5"	9	\$344	N/A	IM4	+\$80	SICEKG4	+\$160	SIM.R4	*ICEK4	*ICEL4	+\$140
48"	20"	17.5"	11	\$431	+\$88	IM4	+\$80	SICEKG4	+\$160	SIM.R4	*ICEK4	*ICEL4	+\$140
48"	20"	23.5"	13	\$589	+\$88	IM4	+\$80	SICEKG4	+\$160	SIM.R4	*ICEK4	*ICEL4	+\$140
48"	20"	29.5"	15	\$611	+\$88	IM4	+\$80	SICEKG4	+\$160	SIM.R4	*ICEK4	*ICEL4	+\$140
48"	26"	11.5"	9	\$377	+\$88	IM4	+\$80	SICEKG4	+\$160	SIM.R4	*ICEK4	*ICEL4	+\$140
48"	26"	17.5"	12	\$475	+\$88	IM4	+\$80	SICEKG4	+\$160	SIM.R4	*ICEK4	*ICEL4	+\$140
48"	26"	23.5"	14	\$649	+\$88	IM4	+\$80	SICEKG4	+\$160	SIM.R4	*ICEK4	*ICEL4	+\$140
48"	26"	29.5"	16	\$676	+\$88	IM4	+\$80	SICEKG4	+\$160	SIM.R4	*ICEK4	*ICEL4	+\$140
54"	20"	11.5"	9	\$377	N/A	IM4	+\$80	SICEKG4	+\$160	SIM.R4	*ICEK4	*ICEL4	+\$140
54"	20"	17.5"	12	\$475	+\$88	IM4	+\$80	SICEKG4	+\$160	SIM.R4	*ICEK4	*ICEL4	+\$140
54"	20"	23.5"	14	\$649	+\$88	IM4	+\$80	SICEKG4	+\$160	SIM.R4	*ICEK4	*ICEL4	+\$140
54"	20"	29.5"	16	\$676	+\$88	IM4	+\$80	SICEKG4	+\$160	SIM.R4	*ICEK4	*ICEL4	+\$140
54"	26"	11.5"	10	\$382	+\$88	IM4	+\$80	SICEKG4	+\$160	SIM.R4	*ICEK4	*ICEL4	+\$140
54"	26"	17.5"	12	\$486	+\$88	IM4	+\$80	SICEKG4	+\$160	SIM.R4	*ICEK4	*ICEL4	+\$140
54"	26"	23.5"	15	\$665	+\$88	IM4	+\$80	SICEKG4	+\$160	SIM.R4	*ICEK4	*ICEL4	+\$140
54"	26"	29.5"	17	\$687	+\$88	IM4	+\$80	SICEKG4	+\$160	SIM.R4	*ICEK4	*ICEL4	+\$140
60"	20"	11.5"	11	\$382	N/A	IM5	+\$100	SICEKG5	+\$200	SIM.R5	*ICEK5	*ICEL5	+\$175
60"	20"	17.5"	13	\$486	+\$99	IM5	+\$100	SICEKG5	+\$200	SIM.R5	*ICEK5	*ICEL5	+\$175
60"	20"	23.5"	16	\$665	+\$99	IM5	+\$100	SICEKG5	+\$200	SIM.R5	*ICEK5	*ICEL5	+\$175
60"	20"	29.5"	18	\$687	+\$99	IM5	+\$100	SICEKG5	+\$200	SIM.R5	*ICEK5	*ICEL5	+\$175
60"	26"	11.5"	11	\$387	+\$99	IM5	+\$100	SICEKG5	+\$200	SIM.R5	*ICEK5	*ICEL5	+\$175
60"	26"	17.5"	14	\$491	+\$99	IM5	+\$100	SICEKG5	+\$200	SIM.R5	*ICEK5	*ICEL5	+\$175
60"	26"	23.5"	16	\$671	+\$99	IM5	+\$100	SICEKG5	+\$200	SIM.R5	*ICEK5	*ICEL5	+\$175
60"	26"	29.5"	19	\$704	+\$99	IM5	+\$100	SICEKG5	+\$200	SIM.R5	*ICEK5	*ICEL5	+\$175
66"	20"	11.5"	11	\$387	N/A	IM5	+\$100	SICEKG5	+\$200	SIM.R5	*ICEK5	*ICEL5	+\$175
66"	20"	17.5"	14	\$491	+\$99	IM5	+\$100	SICEKG5	+\$200	SIM.R5	*ICEK5	*ICEL5	+\$175
66"	20"	23.5"	16	\$671	+\$99	IM5	+\$100	SICEKG5	+\$200	SIM.R5	*ICEK5	*ICEL5	+\$175
66"	20"	29.5"	19	\$704	+\$99	IM5	+\$100	SICEKG5	+\$200	SIM.R5	*ICEK5	*ICEL5	+\$175
66"	26"	11.5"	11	\$398	+\$99	IM5	+\$100	SICEKG5	+\$200	SIM.R5	*ICEK5	*ICEL5	+\$175
66"	26"	17.5"	14	\$502	+\$99	IM5	+\$100	SICEKG5	+\$200	SIM.R5	*ICEK5	*ICEL5	+\$175
66"	26"	23.5"	17	\$682	+\$99	IM5	+\$100	SICEKG5	+\$200	SIM.R5	*ICEK5	*ICEL5	+\$175
66"	26"	29.5"	20	\$714	+\$99	IM5	+\$100	SICEKG5	+\$200	SIM.R5	*ICEK5	*ICEL5	+\$175
72"	20"	11.5"	11	\$398	N/A	IM5	+\$100	SICEKG5	+\$200	SIM.R5	*ICEK5	*ICEL5	+\$175
72"	20"	17.5"	14	\$502	+\$109	IM5	+\$100	SICEKG5	+\$200	SIM.R5	*ICEK5	*ICEL5	+\$175
72"	20"	23.5"	17	\$682	+\$109	IM5	+\$100	SICEKG5	+\$200	SIM.R5	*ICEK5	*ICEL5	+\$175
72"	20"	29.5"	20	\$714	+\$109	IM5	+\$100	SICEKG5	+\$200	SIM.R5	*ICEK5	*ICEL5	+\$175

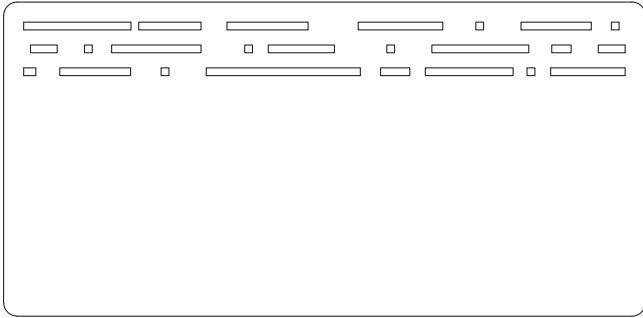
NOTE: All pricing in USD Sound Absorbent Eco-Friendly - EchoScape™ is made from 60% post-consumer reclaimed plastic water bottles, is VOC-free, and 100% recyclable



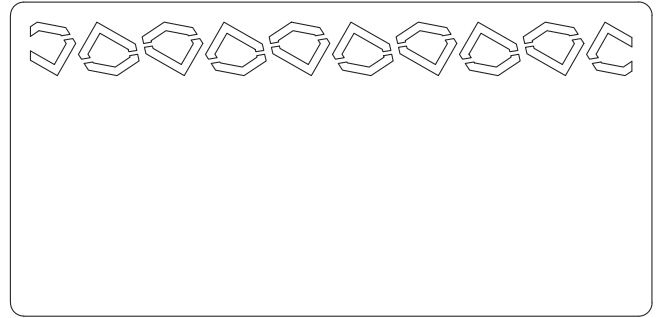
D002 - FIZZY




D004 - METRO



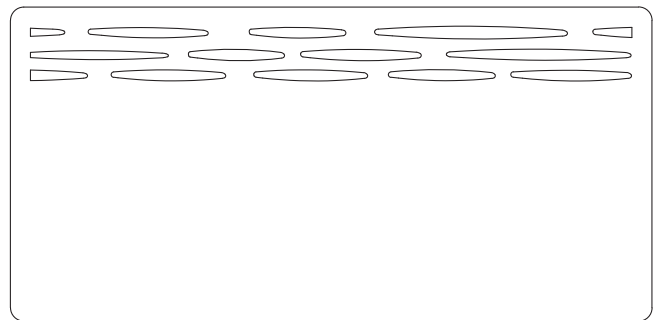
D005 - DASH



D008 - TRIBAL




D016 - RETRO




D017 - STRATA


## DESIGN CUTOUTS



D021 - MAZE



D022 - AZTEC



D023 - PINWHEEL

## MATERIAL OPTIONS

### ECHOSCAPE™ 3/4" (18MM)



Oat  
P316



Sandstone  
P304



Pear  
P303



New  
Spruce  
P323



New  
Denim  
P318



Cobalt  
P302



Iced Grey  
P306



Ash  
P300



Slate  
P305



Charcoal  
P301

# ECHOWRAP® ENCLAVE® U-PANEL

Price Effective - September 19, 2022



Wing Finish:  
Tapered Edge

## VISUAL AND ACOUSTIC PRIVACY PLUS PROTECTION

Take back your space with EchoWrap® Enclave® desk panels. EchoWrap Enclave desk panels sit on top and surround your desk to keep out unwanted noise so you can focus on what's important. Using our highly rated acoustic and sustainable EchoScape™ material, EchoWrap Enclave panels absorb noise from both the front and back of the panels.

Designed with a living hinge to follow the shape of your desk or table, our acoustic EchoWrap Enclave U-Panel surrounds 3 sides of your worksurface to create a private yet collaborative workspace. Versatile EchoWrap Enclave panels are available with permanent or removable invisible mount options to fit any table or desk.

- One panel sits on top of the back worksurface and wraps around 2 sides
- Wing sides can be finished with 10° tapered or straight edge
- Multiple width and height options available
- Invisible mounts with several removable or permanent clamps available
- Mounting locations on panel are preset and posts slide into panel for invisible mount
- Acoustic EchoScape™ material 3/4" (18mm) - 0.9 NRC rated
- Available in 10 colors
- EchoScape™ material can be cleaned with disinfectant sprays and fabric or carpet cleaners
- Made in USA



Wing Finish:  
Straight Edge

### How to build your SKU:


Step 1: Choose your Model	Step 2: Choose your Width & Depth	Step 3: Choose your Overall Height	Step 4: Choose your Material Color	Step 5: Banner Cutout Design (optional)	Step 6: Choose your Mounting Option
FWUS	4820	23.5	P301	D021	IM

## ECHOWRAP® ENCLAVE® U-PANEL

Model	Width & Depth	Overall Height	Material Color	Banner Cutout Designs (optional)	Mounting
FWUT U-Panel Tapered Edge	48"w (Back) x 20"d (2-Wings)	11.5"	P300 Ash EchoScape™ 3/4" (18mm)	D002 Fizzy	IM Invisible Mount
FWUS U-Panel Straight Edge	54"w (Back) x 20"d (2-Wings)	17.5"	P301 Charcoal EchoScape™ 3/4" (18mm)	D004 Metro	SIM.R Invisible Adhesive Mount
	60"w (Back) x 17"d (2-Wings)	23.5"	P302 Cobalt EchoScape™ 3/4" (18mm)	D005 Dash	*ICEK Invisible Edge Clamp - Knob
	66"w (Back) x 14"d (2-Wings)	29.5"	P303 Pear EchoScape™ 3/4" (18mm)	D008 Tribal	SICEKG Invisible Edge Clamp - Gap Knob
	72"w (Back) x 11"d (2-Wings)		P304 Sandstone EchoScape™ 3/4" (18mm)	D016 Retro	*ICEL Invisible Edge Clamp- Lever
			P305 Slate EchoScape™ 3/4" (18mm)	D017 Strata	
		P306 Iced Grey EchoScape™ 3/4" (18mm)	D021 Maze		
		P316 Oat EchoScape™ 3/4" (18mm)	D022 Aztec		
			D023 Pinwheel		

\*Mounting option available in Silver (S) or Black (B)






## Invisible Mount (IM)

- For use with 3/4" (18mm) acoustic EchoScape™ only
- Permanent mount - Screw down
- Mounting locations on EchoScape™ panel are preset and posts slide into panel for invisible mount
- Kits include 5 to 6 invisible mounts depending on width of panel



Invisible Mount (IM)



## Invisible Adhesive Mount (SIM.R)

- For use with 3/4" (18mm) acoustic EchoScape™ only
- Adhesive is used to attach metal plate to top cap
- Aluminum cover snaps into metal plate and Invisible Mount is screwed into cover
- Mounting locations on EchoScape™ panel are preset and posts slide into panel for invisible mount
- Kits include 5 to 6 invisible mounts depending on width of panel



Invisible Adhesive Mount (SIM.R)



## Invisible Edge Clamp - Knob (ICEK)

- For use with 3/4" (18mm) acoustic EchoScape™ only
- Mounting locations on EchoScape™ panel are preset and posts slide into panel for invisible mount
- Clamp fits 3/4" to 2" thick tops
- No screwing or drilling into work surface required
- Kits include 5 to 6 invisible mounts depending on the width of the desk divider



Invisible Edge Clamp - Knob (SICEK)



Invisible Edge Clamp - Knob (BICEK)



## Invisible Edge Clamp - Lever (ICEL)

- For use with 3/4" (18mm) acoustic EchoScape™ only
- Mounting locations on EchoScape™ panel are preset and posts slide into panel for invisible mount
- Clamp fits 5/8" to 1.5" thick tops
- Patented Lever allows for easy installation with no low hanging knob
- No screwing or drilling into work surface required
- Kits include 5 to 6 invisible mounts depending on the width of the desk divider



Invisible Edge Clamp - Lever (SICEL)



Invisible Edge Clamp - Lever (BICEL)




## Invisible Edge Clamp - Gap Knob (ICEKG)

- For use with 3/4" (18mm) acoustic EchoScape™ only
- Mounting locations on EchoScape™ panel are preset and posts slide into panel for invisible mount
- Extension clamp mount to allow for cable management of worksurface mounted accessories
- Clamp mounts back panel 1" off worksurface
- Gap plate and panel extend 2.5" off worksurface when fully assembled
- Knob clamp fits 3/4" to 2" thick worksurface tops
- No screwing or drilling into worksurface required
- Only the back panel uses the Invisible Gap Knob (ICEKG) extenders. The Wing mount uses Invisible Knob Clamp (ICEK)
- Total Invisible Gap Knob mounts 3 to 4. Total Invisible Knob mounts 2.



Invisible Edge Clamp - Gap Knob (SICEKG)

See pages 4-5 for Banner Design Cutout Options



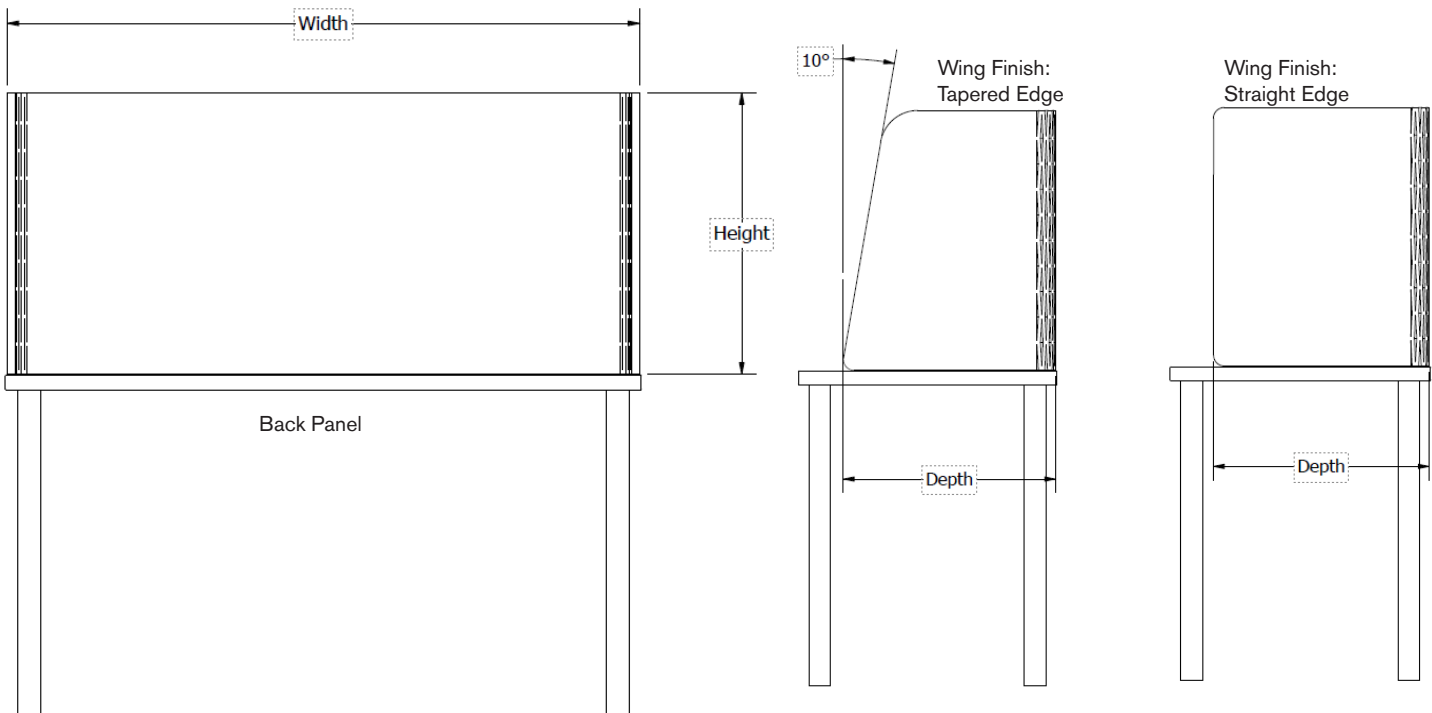
**EchoScape™ 3/4" (18mm)  
(PE18)**


FWUT or FWUS													
Width of Back Panel	Depth of Wing Side	Overall Height of Panel	Weight (lbs)	Base List Price	Banner Design Cutout (optional)	Invisible Mount	Price	Invisible Edge Clamp Gap Knob	Price	Invisible Adhesive Mount	*Invisible Edge Clamp Knob	*Invisible Edge Clamp Lever	Price
48"	20"	11.5"	11	\$387	N/A	IM5	+\$100	SICEKG5	+\$200	SIM.R5	*ICEK5	*ICEL5	+\$175
48"	20"	17.5"	14	\$491	+\$88	IM5	+\$100	SICEKG5	+\$200	SIM.R5	*ICEK5	*ICEL5	+\$175
48"	20"	23.5"	17	\$676	+\$88	IM5	+\$100	SICEKG5	+\$200	SIM.R5	*ICEK5	*ICEL5	+\$175
48"	20"	29.5"	20	\$704	+\$88	IM5	+\$100	SICEKG5	+\$200	SIM.R5	*ICEK5	*ICEL5	+\$175
54"	20"	11.5"	11	\$398	N/A	IM5	+\$100	SICEKG5	+\$200	SIM.R5	*ICEK5	*ICEL5	+\$175
54"	20"	17.5"	14	\$502	+\$88	IM5	+\$100	SICEKG5	+\$200	SIM.R5	*ICEK5	*ICEL5	+\$175
54"	20"	23.5"	17	\$687	+\$88	IM5	+\$100	SICEKG5	+\$200	SIM.R5	*ICEK5	*ICEL5	+\$175
54"	20"	29.5"	20	\$714	+\$88	IM5	+\$100	SICEKG5	+\$200	SIM.R5	*ICEK5	*ICEL5	+\$175
60"	17"	11.5"	12	\$398	N/A	IM6	+\$120	SICEKG6	+\$240	SIM.R6	*ICEK6	*ICEL6	+\$210
60"	17"	17.5"	15	\$502	+\$99	IM6	+\$120	SICEKG6	+\$240	SIM.R6	*ICEK6	*ICEL6	+\$210
60"	17"	23.5"	18	\$687	+\$99	IM6	+\$120	SICEKG6	+\$240	SIM.R6	*ICEK6	*ICEL6	+\$210
60"	17"	29.5"	21	\$714	+\$99	IM6	+\$120	SICEKG6	+\$240	SIM.R6	*ICEK6	*ICEL6	+\$210
66"	14"	11.5"	12	\$398	N/A	IM6	+\$120	SICEKG6	+\$240	SIM.R6	*ICEK6	*ICEL6	+\$210
66"	14"	17.5"	15	\$502	+\$99	IM6	+\$120	SICEKG6	+\$240	SIM.R6	*ICEK6	*ICEL6	+\$210
66"	14"	23.5"	18	\$687	+\$99	IM6	+\$120	SICEKG6	+\$240	SIM.R6	*ICEK6	*ICEL6	+\$210
66"	14"	29.5"	21	\$714	+\$99	IM6	+\$120	SICEKG6	+\$240	SIM.R6	*ICEK6	*ICEL6	+\$210
72"	11"	11.5"	12	\$398	N/A	IM6	+\$120	SICEKG6	+\$240	SIM.R6	*ICEK6	*ICEL6	+\$210
72"	11"	17.5"	15	\$502	+\$109	IM6	+\$120	SICEKG6	+\$240	SIM.R6	*ICEK6	*ICEL6	+\$210
72"	11"	23.5"	18	\$687	+\$109	IM6	+\$120	SICEKG6	+\$240	SIM.R6	*ICEK6	*ICEL6	+\$210
72"	11"	29.5"	21	\$714	+\$109	IM6	+\$120	SICEKG6	+\$240	SIM.R6	*ICEK6	*ICEL6	+\$210

NOTE:  
All pricing in USD

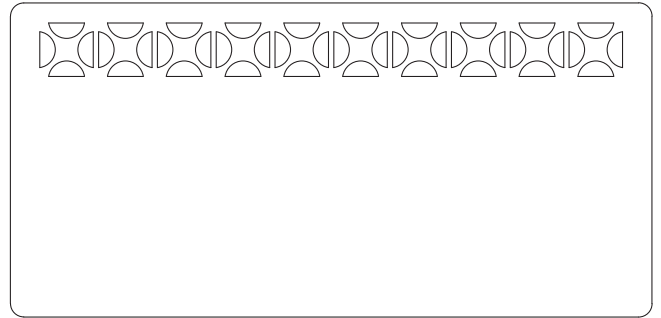
**Sound Absorbent -**  
EchoScape™ 3/4"  
(18mm) is rated at .9  
NRC

**Eco-Friendly -** EchoScape™ is  
made from 60% post-consumer  
reclaimed plastic water bottles, is  
VOC-free, and 100% recyclable

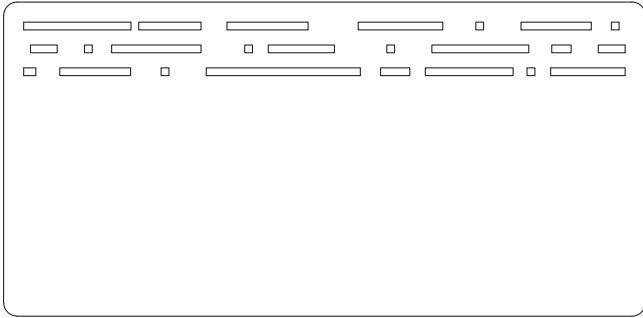




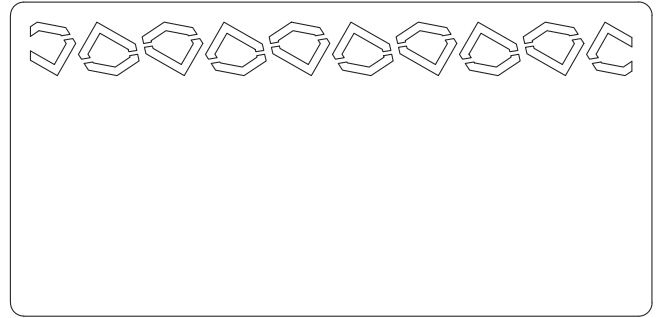
D002 - FIZZY




D004 - METRO



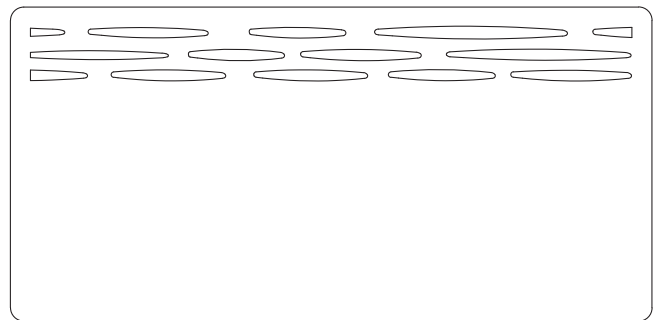
D005 - DASH



D008 - TRIBAL




D016 - RETRO




D017 - STRATA


## DESIGN CUTOUTS



D021 - MAZE



D022 - AZTEC



D023 - PINWHEEL

## MATERIAL OPTIONS

### ECHOSCAPE™ 3/4" (18MM)



Oat  
P316



Sandstone  
P304



Pear  
P303



New  
Spruce  
P323



New  
Denim  
P318



Cobalt  
P302



Iced Grey  
P306



Ash  
P300



Slate  
P305



Charcoal  
P301

# ECHOWRAP® MIDTOWN™ L-PANEL

Price Effective - September 19, 2022



Wing Finish:  
Tapered Edge

## VISUAL AND ACOUSTIC PRIVACY PLUS PROTECTION

Take back your space with EchoWrap® Midtown™ desk panels. EchoWrap desk panels surround your desk to keep out unwanted noise so you can focus on what's important. Using our highly rated acoustic and sustainable EchoScape™ material, EchoWrap panels absorb noise from both the front and back of the panels.

Designed with a living hinge to follow the shape of your desk or table, our acoustic EchoWrap L-Panel surrounds 2 sides of your worksurface to create a private yet collaborative workspace. Versatile EchoWrap panels are available with permanent or removable mount options to fit any table or desk.

- One panel mounts on the back of worksurface and wraps around one side
- Panel is reversible to fit right or left side of desk
- Wing depth is measured from bottom of panel
- Wing side can be finished with 10° tapered or straight edge
- Multiple width and height options available
- Set height removable or permanent mount brackets available
- Highly rated acoustic EchoScape™ material effectively controls noise disruptions by absorbing sound:
  - 3/8" (9mm) thickness - with an NRC rated 0.85 - available in 22 colors
  - 3/4" (18mm) thickness - NRC rates 0.9 - available in 10 colors
- EchoScape™ material can be cleaned with disinfectant sprays and fabric or carpet cleaners
- Made in the USA



Wing Finish:  
Straight Edge

### How to build your SKU:

Step 1: Choose your Model	Step 2: Choose your Width & Depth	Step 3: Choose your Overall Height	Step 4: Choose your Fixed Height above work surface *	Step 5: Choose your Material Color	Step 6: Banner Cutout Design (optional)	Step 7: Choose your Mounting Option
EWLT	4826	24	18	P301	D021	SP

## ECHOWRAP® MIDTOWN™ L-PANEL

Model	Width & Depth	Overall Height	Fixed Height above work surface *	Material Thickness & Color	Banner Cutout Designs (optional)	Mounting
EWLT L-Panel Tapered Edge	24"w (Back) x 20"d (Wing)	24"	12"	P1_ EchoScape™ 3/8" (9mm)	D002 Fizzy	SP Permanent Mount (silver)
EWSL L-Panel Straight Edge	24"w (Back) x 26"d (Wing)	30"	18"	P3_ EchoScape™ 3/4" (18mm)	D004 Metro	SC Removable Mount (silver)
	30"w (Back) x 20"d (Wing)		24"		D005 Dash	BP Permanent Mount (black)
	30"w (Back) x 26"d (Wing)	36"	24"		D008 Tribal	BC Removable Mount (black)
	36"w (Back) x 20"d (Wing)				D016 Retro	
	36"w (Back) x 26"d (Wing)				D017 Strata	
	42"w (Back) x 20"d (Wing)	42"	24"		D021 Maze	
	42"w (Back) x 26"d (Wing)				D022 Aztec	
	48"w (Back) x 20"d (Wing)				D023 Pinwheel	
	48"w (Back) x 26"d (Wing)	48"	24"			
	54"w (Back) x 20"d (Wing)					
	54"w (Back) x 26"d (Wing)					
	60"w (Back) x 20"d (Wing)	60"	24"			
	60"w (Back) x 26"d (Wing)					
	66"w (Back) x 20"d (Wing)					
	66"w (Back) x 26"d (Wing)	66"	24"			
72"w (Back) x 20"d (Wing)						

\*Above work surface heights based on 1.25" work surface



# ECHOWRAP® MIDTOWN™ L-PANEL - INSTALLATION OPTIONS

## OPTION 1



- 24" Overall Panel Height**  
12" Fixed height above 1.25" worksurface
- 30" Overall Panel Height**  
18" Fixed height above 1.25" worksurface
- 12" Fixed height below 1.25" worksurface

Wing Finish:  
Tapered Edge

## OPTION 2



- 24" Overall Panel Height**  
18" Fixed height above 1.25" worksurface
- 30" Overall Panel Height**  
24" Fixed height above 1.25" worksurface
- 6" Fixed height below 1.25" worksurface

Wing Finish:  
Straight Edge

## MOUNTING OPTIONS



**SP**  
Permanent Mount



**BP**  
Permanent Mount

- Permanently mounts to bottom of work surface
- Works on all thickness table tops
- Faceplates and Mount available in Silver or Black




**SC**  
Removable Mount




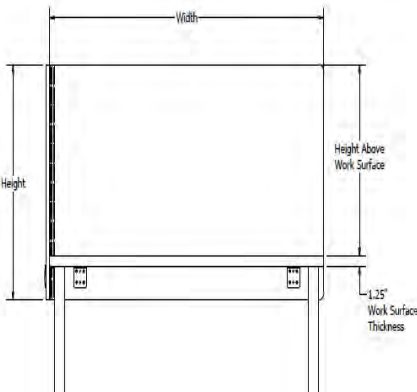
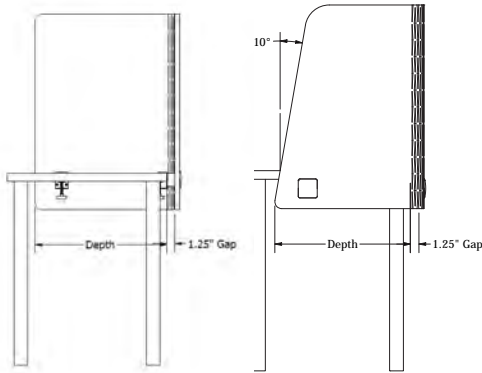
**BC**  
Removable Mount

- Mounts along edge of work surface
- Clamp fits 3/4" to 2" thick tops
- Faceplates and Mount available in Silver or Black

See pages 7-8 for Banner Design Cutout Options



EchoScape™ 3/8" (9mm) (PE9)



Width of Back Panel	Depth of Wing Side	Overall Height of Panel	Fixed Height ABOVE Work Surface	Fixed Height BELOW Work Surface	Panel & Mount List Price (Permanent or Removeable)	Banner Design Cutout (optional)	Qty of Clamps for Back Panel Section	Qty of Clamps for Wing Panel Section
24"	20"	24"	18"	6"	\$343	+\$55	2	1
24"	20"	24"	12"	12"	\$343	+\$55	2	1
24"	20"	30"	18"	12"	\$392	+\$55	2	1
24"	26"	24"	18"	6"	\$430	+\$55	2	1
24"	26"	24"	12"	12"	\$430	+\$55	2	1
24"	26"	30"	18"	12"	\$642	+\$55	2	1
30"	20"	24"	18"	6"	\$430	+\$66	2	1
30"	20"	24"	12"	12"	\$430	+\$66	2	1
30"	20"	30"	18"	12"	\$642	+\$66	2	1
30"	26"	24"	18"	6"	\$446	+\$66	2	1
30"	26"	24"	12"	12"	\$446	+\$66	2	1
30"	26"	30"	18"	12"	\$653	+\$66	2	1
36"	20"	24"	18"	6"	\$446	+\$77	2	1
36"	20"	24"	12"	12"	\$446	+\$77	2	1
36"	20"	30"	18"	12"	\$653	+\$77	2	1
36"	26"	24"	18"	6"	\$457	+\$77	2	1
36"	26"	24"	12"	12"	\$457	+\$77	2	1
36"	26"	30"	18"	12"	\$664	+\$77	2	1
42"	20"	24"	18"	6"	\$457	+\$77	2	1
42"	20"	24"	12"	12"	\$457	+\$77	2	1
42"	20"	30"	18"	12"	\$664	+\$77	2	1
42"	26"	24"	18"	6"	\$490	+\$77	2	1
42"	26"	24"	12"	12"	\$490	+\$77	2	1
42"	26"	30"	18"	12"	\$724	+\$77	2	1
48"	20"	24"	18"	6"	\$490	+\$88	2	1
48"	20"	24"	12"	12"	\$490	+\$88	2	1
48"	20"	30"	18"	12"	\$724	+\$88	2	1
48"	26"	24"	18"	6"	\$495	+\$88	2	1
48"	26"	24"	12"	12"	\$495	+\$88	2	1
48"	26"	30"	18"	12"	\$735	+\$88	2	1
54"	20"	24"	18"	6"	\$495	+\$88	2	1
54"	20"	24"	12"	12"	\$495	+\$88	2	1
54"	20"	30"	18"	12"	\$735	+\$88	2	1
54"	26"	24"	18"	6"	\$511	+\$88	2	1
54"	26"	24"	12"	12"	\$511	+\$88	2	1
54"	26"	30"	18"	12"	\$746	+\$88	2	1
60"	20"	24"	18"	6"	\$561	+\$99	4	1
60"	20"	24"	12"	12"	\$561	+\$99	4	1
60"	20"	30"	18"	12"	\$796	+\$99	4	1
60"	26"	24"	18"	6"	\$572	+\$99	4	1
60"	26"	24"	12"	12"	\$572	+\$99	4	1
60"	26"	30"	18"	12"	\$807	+\$99	4	1
66"	20"	24"	18"	6"	\$572	+\$99	4	1
66"	20"	24"	12"	12"	\$572	+\$99	4	1
66"	20"	30"	18"	12"	\$807	+\$99	4	1
66"	26"	24"	18"	6"	\$578	+\$99	4	1
66"	26"	24"	12"	12"	\$578	+\$99	4	1
66"	26"	30"	18"	12"	\$823	+\$99	4	1
72"	20"	24"	18"	6"	\$578	+\$109	4	1
72"	20"	24"	12"	12"	\$578	+\$109	4	1
72"	20"	30"	18"	12"	\$823	+\$109	4	1


NOTE:  
All pricing in USD

Sound Absorbent -  
EchoScape™ 3/8" (9mm) is  
rated at 0.85 NRC


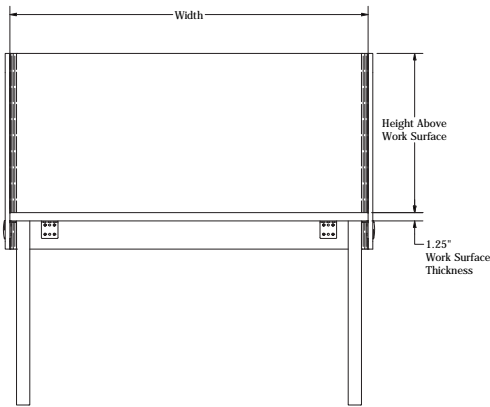
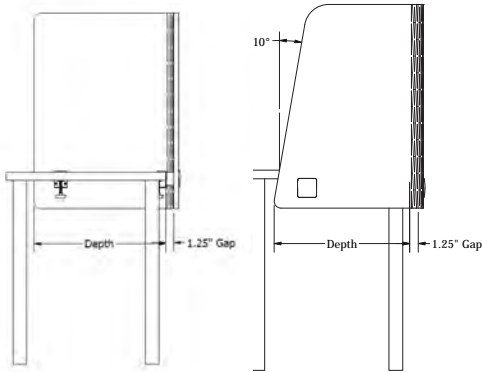
Eco-Friendly - EchoScape™  
is made from 60%  
post-consumer reclaimed  
plastic water bottles, is  
VOC-free, and 100%  
recyclable

ECHOWRAP® MIDTOWN™ L-PANEL

See pages 7-8 for Banner Design Cutout Options



EchoScape™ 3/4" (18mm) (PE18)

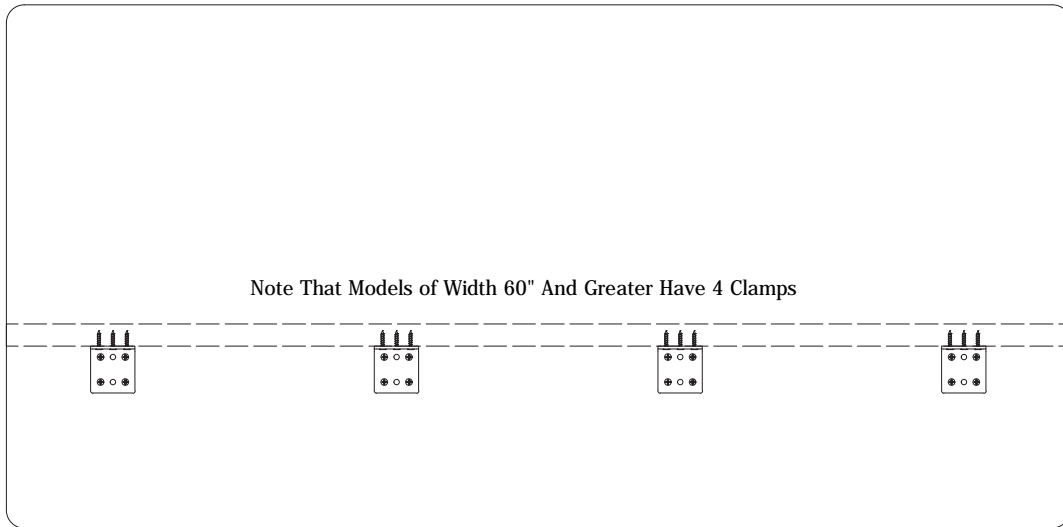
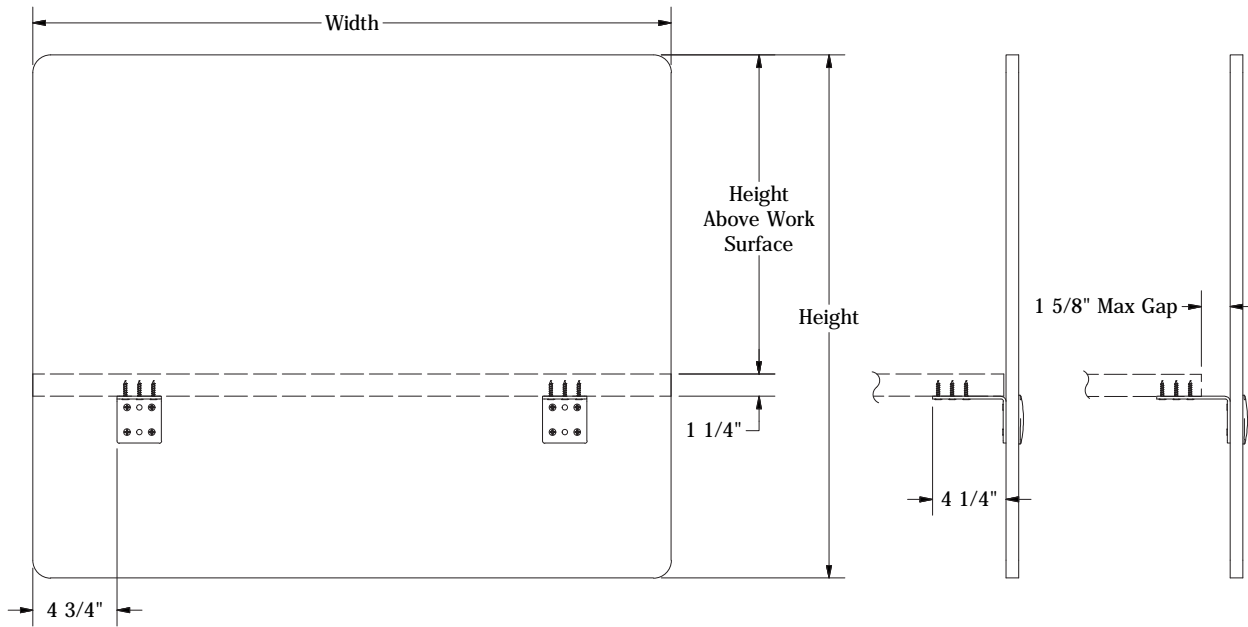


NOTE:  
All pricing in USD

Sound Absorbent -  
EchoScape™ 3/4" (18mm) is  
rated at 0.9 NRC

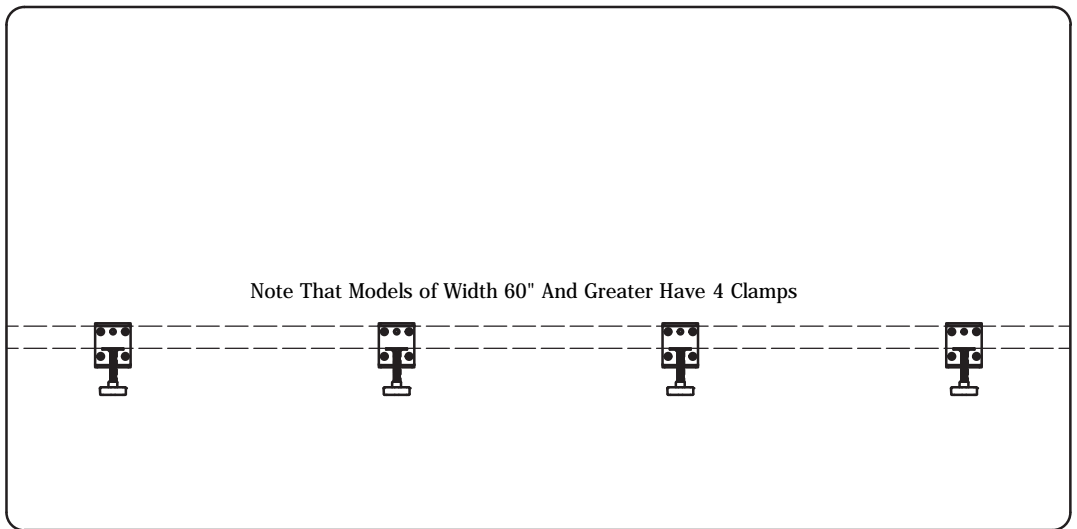
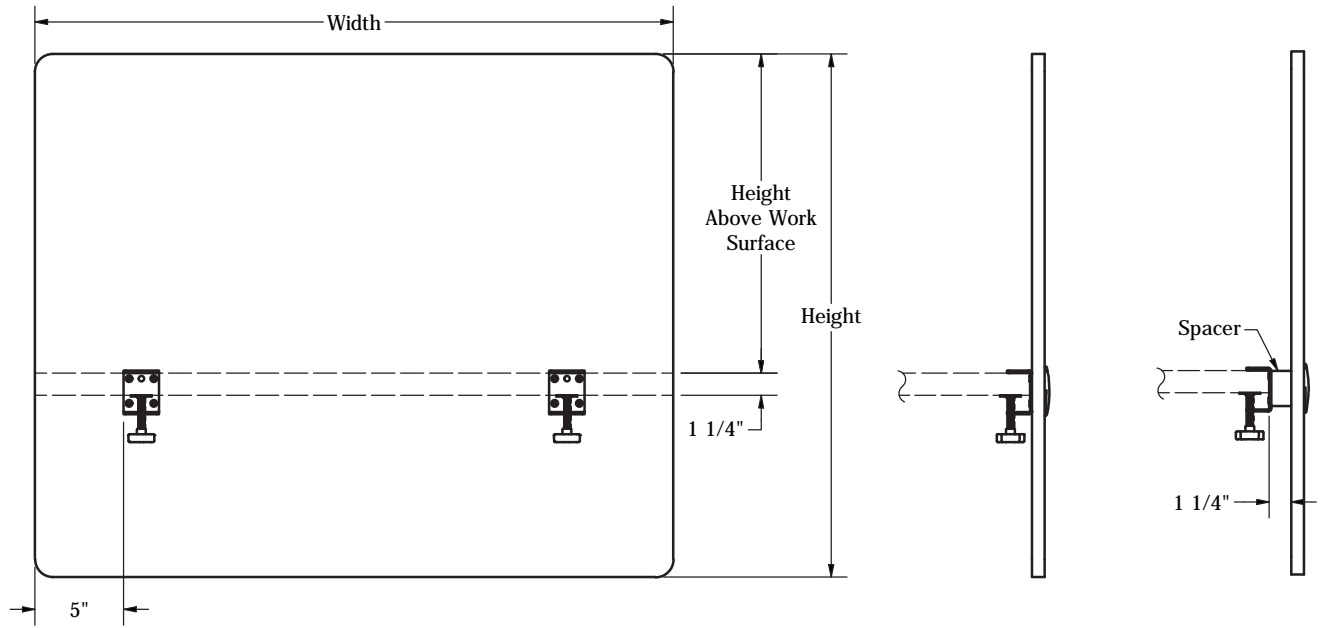
Eco-Friendly - EchoScape™  
is made from 60%  
post-consumer reclaimed  
plastic water bottles, is  
VOC-free, and 100%  
recyclable

Width of Back Panel	Depth of Wing Side	Overall Height of Panel	Fixed Height ABOVE Work Surface	Fixed Height BELOW Work Surface	Panel & Mount List Price (Permanent or Removeable)	Banner Design Cutout (optional)	Qty of Clamps for Back Panel Section	Qty of Clamps for Wing Panel Section
24"	20"	24"	18"	6"	\$446	+\$55	2	1
24"	20"	24"	12"	12"	\$446	+\$55	2	1
24"	20"	30"	24"	6"	\$462	+\$55	2	1
24"	20"	30"	18"	12"	\$462	+\$55	2	1
24"	26"	24"	18"	6"	\$457	+\$55	2	1
24"	26"	24"	12"	12"	\$457	+\$55	2	1
24"	26"	30"	24"	6"	\$550	+\$55	2	1
24"	26"	30"	18"	12"	\$550	+\$55	2	1
30"	20"	24"	18"	6"	\$457	+\$66	2	1
30"	20"	24"	12"	12"	\$457	+\$66	2	1
30"	20"	30"	24"	6"	\$550	+\$66	2	1
30"	20"	30"	18"	12"	\$550	+\$66	2	1
30"	26"	24"	18"	6"	\$468	+\$66	2	1
30"	26"	24"	12"	12"	\$468	+\$66	2	1
30"	26"	30"	24"	6"	\$555	+\$66	2	1
30"	26"	30"	18"	12"	\$555	+\$66	2	1
36"	20"	24"	18"	6"	\$468	+\$77	2	1
36"	20"	24"	12"	12"	\$468	+\$77	2	1
36"	20"	30"	24"	6"	\$555	+\$77	2	1
36"	20"	30"	18"	12"	\$555	+\$77	2	1
36"	26"	24"	18"	6"	\$648	+\$77	2	1
36"	26"	24"	12"	12"	\$648	+\$77	2	1
36"	26"	30"	24"	6"	\$670	+\$77	2	1
36"	26"	30"	18"	12"	\$670	+\$77	2	1
42"	20"	24"	18"	6"	\$648	+\$77	2	1
42"	20"	24"	12"	12"	\$648	+\$77	2	1
42"	20"	30"	24"	6"	\$670	+\$77	2	1
42"	20"	30"	18"	12"	\$670	+\$77	2	1
42"	26"	24"	18"	6"	\$659	+\$77	2	1
42"	26"	24"	12"	12"	\$659	+\$77	2	1
42"	26"	30"	24"	6"	\$686	+\$77	2	1
42"	26"	30"	18"	12"	\$686	+\$77	2	1
48"	20"	24"	18"	6"	\$659	+\$88	2	1
48"	20"	24"	12"	12"	\$659	+\$88	2	1
48"	20"	30"	24"	6"	\$686	+\$88	2	1
48"	20"	30"	18"	12"	\$686	+\$88	2	1
48"	26"	24"	18"	6"	\$724	+\$88	2	1
48"	26"	24"	12"	12"	\$724	+\$88	2	1
48"	26"	30"	24"	6"	\$746	+\$88	2	1
48"	26"	30"	18"	12"	\$746	+\$88	2	1
54"	20"	24"	18"	6"	\$724	+\$88	2	1
54"	20"	24"	12"	12"	\$724	+\$88	2	1
54"	20"	30"	24"	6"	\$746	+\$88	2	1
54"	20"	30"	18"	12"	\$746	+\$88	2	1
54"	26"	24"	18"	6"	\$729	+\$88	2	1
54"	26"	24"	12"	12"	\$729	+\$88	2	1
54"	26"	30"	24"	6"	\$757	+\$88	2	1
54"	26"	30"	18"	12"	\$757	+\$88	2	1
60"	20"	24"	18"	6"	\$779	+\$99	4	1
60"	20"	24"	12"	12"	\$779	+\$99	4	1
60"	20"	30"	24"	6"	\$807	+\$99	4	1
60"	20"	30"	18"	12"	\$807	+\$99	4	1
60"	26"	24"	18"	6"	\$790	+\$99	4	1
60"	26"	24"	12"	12"	\$790	+\$99	4	1
60"	26"	30"	24"	6"	\$818	+\$99	4	1
60"	26"	30"	18"	12"	\$818	+\$99	4	1
66"	20"	24"	18"	6"	\$790	+\$99	4	1
66"	20"	24"	12"	12"	\$790	+\$99	4	1
66"	20"	30"	24"	6"	\$818	+\$99	4	1
66"	20"	30"	18"	12"	\$818	+\$99	4	1
66"	26"	24"	18"	6"	\$801	+\$99	4	1
66"	26"	24"	12"	12"	\$801	+\$99	4	1
66"	26"	30"	24"	6"	\$834	+\$99	4	1
66"	26"	30"	18"	12"	\$834	+\$99	4	1
72"	20"	24"	18"	6"	\$801	+\$109	4	1
72"	20"	24"	12"	12"	\$801	+\$109	4	1
72"	20"	30"	24"	6"	\$834	+\$109	4	1
72"	20"	30"	18"	12"	\$834	+\$109	4	1




**ECHOWRAP® MIDTOWN™ PANEL**  
Permanent Mount

# LINE DRAWINGS




ECHOWRAP<sup>®</sup> MIDTOWN<sup>™</sup> PANEL  
Removable Mount

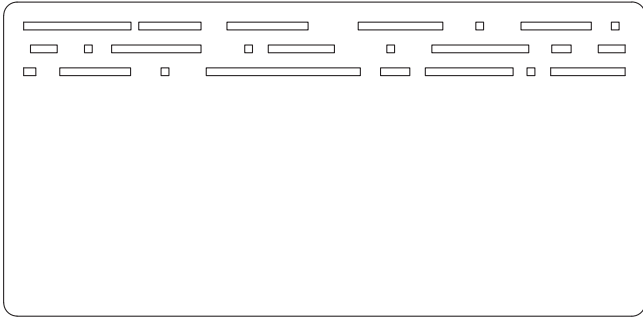




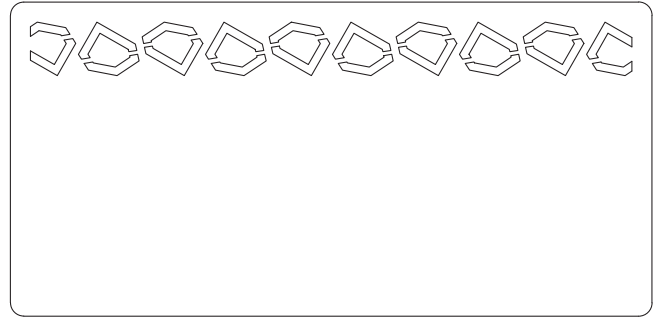
D002 - FIZZY




D004 - METRO



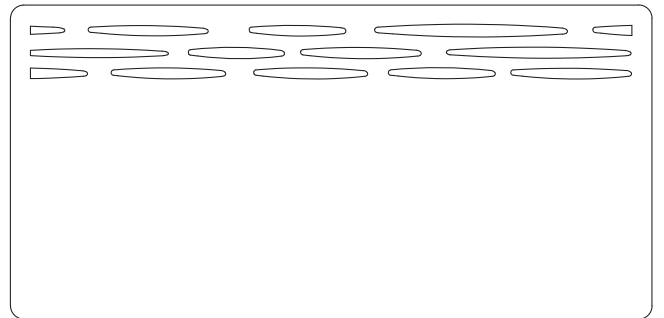
D005 - DASH



D008 - TRIBAL




D016 - RETRO




D017 - STRATA


# DESIGN CUTOUTS



D021 - MAZE




D022 - AZTEC




D023 - PINWHEEL

# MATERIAL OPTIONS

## ECHOSCAPE™ 3/8" (9MM)



## ECHOSCAPE™ 3/4" (18MM)



# ECHOWRAP® MIDTOWN™ U-PANEL

Price Effective - September 19, 2022



Wing Finish:  
Tapered Edge

## VISUAL AND ACOUSTIC PRIVACY PLUS PROTECTION

Take back your space with EchoWrap® Midtown™ desk panels. EchoWrap desk panels surround your desk to keep out unwanted noise so you can focus on what's important. Using our highly rated acoustic and sustainable EchoScape™ material, EchoWrap panels absorb noise from both the front and back of the panels.

Designed with a living hinge to follow the shape of your desk or table, our acoustic EchoWrap U-Panel surrounds 3 sides of your worksurface to create a private yet collaborative workspace. Versatile EchoWrap panels are available with permanent or removable mount options to fit any table or desk.

- One panel mounts on back edge of worksurface and wraps around 2 sides
- Permanent or removable mounting assembly available
- Wing depth is measured from bottom of panel
- Wing sides can be finished with 10° tapered or straight edge
- Multiple width and height options available
- Set height removable or permanent mount brackets available
- Highly rated acoustic EchoScape™ material effectively controls noise disruptions by absorbing sound:
  - 3/8" (9mm) thickness - with an NRC rated 0.85 - available in 22 colors
  - 3/4" (18mm) thickness - NRC rates 0.9 - available in 10 colors
- EchoScape™ material can be cleaned with disinfectant sprays and fabric or carpet cleaners
- Made in USA



Wing Finish:  
Straight Edge

### How to build your SKU:

Step 1: Choose your Model	Step 2: Choose your Width & Depth	Step 3: Choose your Overall Height	Step 4: Choose your Fixed Height above work surface *	Step 5: Choose your Material Color	Step 6: Banner Cutout Design (optional)	Step 7: Choose your Mounting Option
EWUS	4820	24	18	P301	D021	SP

## ECHOWRAP™ MIDTOWN™ U-PANEL

Model	Width & Depth	Overall Height	Fixed Height above work surface *	Material Thickness & Color	Banner Cutout Designs (optional)	Mounting
EWUT U-Panel Tapered Edge	48"w (Back) x 20"d (2-Wings)	24"	12"	P1_ EchoScape™ 3/8" (9mm)	D002 Fizzy	SP Permanent Mount (silver)
EWUS U-Panel Straight Edge	54"w (Back) x 20"d (2-Wings)	30"	18"	P3_ EchoScape™ 3/4" (18mm)	D004 Metro	SC Removable Mount (silver)
	60"w (Back) x 17"d (2-Wings)		24"		D005 Dash	BP Permanent Mount (black)
	66"w (Back) x 14"d (2-Wings)				D008 Tribal	BC Removable Mount (black)
	72"w (Back) x 11"d (2-Wings)				D016 Retro	
					D017 Strata	
					D021 Maze	
					D022 Aztec	
					D023 Pinwheel	

\*Above work surface heights based on 1.25" work surface

# ECHOWRAP® MIDTOWN™ U-PANEL - INSTALLATION OPTIONS

## OPTION 1



Wing Finish:  
Tapered Edge

- 24" Overall Panel Height**  
12" Fixed height above 1.25" worksurface
- 30" Overall Panel Height**  
18" Fixed height above 1.25" worksurface
- 12" Fixed height below 1.25" worksurface

## OPTION 2



Wing Finish:  
Straight Edge

- 24" Overall Panel Height**  
18" Fixed height above 1.25" worksurface
- 30" Overall Panel Height**  
24" Fixed height above 1.25" worksurface
- 6" Fixed height below 1.25" worksurface

## MOUNTING OPTIONS



**SP**  
Permanent Mount



**BP**  
Permanent Mount

- Permanently mounts to bottom of work surface
- Works on all thickness table tops
- Faceplates and Mount available in Silver or Black



**SC**  
Removable Mount



**BC**  
Removable Mount

- Mounts along edge of work surface
- Clamp fits 3/4" to 2" thick tops
- Faceplates and Mount available in Silver or Black




# ECHOWRAP® MIDTOWN™ U-PANEL

See pages 7-8 for Banner Design Cutout Options

## EchoScape™ 3/8" (9mm) (PE9)

## EWUT or EWUS

Width of Back Panel	Depth of 2 Wing Sides	Overall Height of Panel	Fixed Height ABOVE Work Surface	Fixed Height BELOW Work Surface	Panel & Mount List Price (Permanent or Removeable)	Banner Design Cutout (optional)	Qty of Clamps for Back Panel Section	Qty of Clamps for Wing Panel Section (1 Mount per Wing)
48"	20"	24"	18"	6"	\$553	+\$88	2	2
48"	20"	24"	12"	12"	\$553	+\$88	2	2
48"	20"	30"	24"	6"	\$787	+\$88	2	2
48"	20"	30"	18"	12"	\$787	+\$88	2	2
54"	20"	24"	18"	6"	\$558	+\$88	2	2
54"	20"	24"	12"	12"	\$558	+\$88	2	2
54"	20"	30"	24"	6"	\$798	+\$88	2	2
54"	20"	30"	18"	12"	\$798	+\$88	2	2
60"	17"	24"	18"	6"	\$608	+\$99	4	2
60"	17"	24"	12"	12"	\$608	+\$99	4	2
60"	17"	30"	24"	6"	\$848	+\$99	4	2
60"	17"	30"	18"	12"	\$848	+\$99	4	2
66"	14"	24"	18"	6"	\$608	+\$99	4	2
66"	14"	24"	12"	12"	\$608	+\$99	4	2
66"	14"	30"	24"	6"	\$848	+\$99	4	2
66"	14"	30"	18"	12"	\$848	+\$99	4	2
72"	11"	24"	18"	6"	\$608	+\$109	4	2
72"	11"	24"	12"	12"	\$608	+\$109	4	2
72"	11"	30"	24"	6"	\$848	+\$109	4	2
72"	11"	30"	18"	12"	\$848	+\$109	4	2



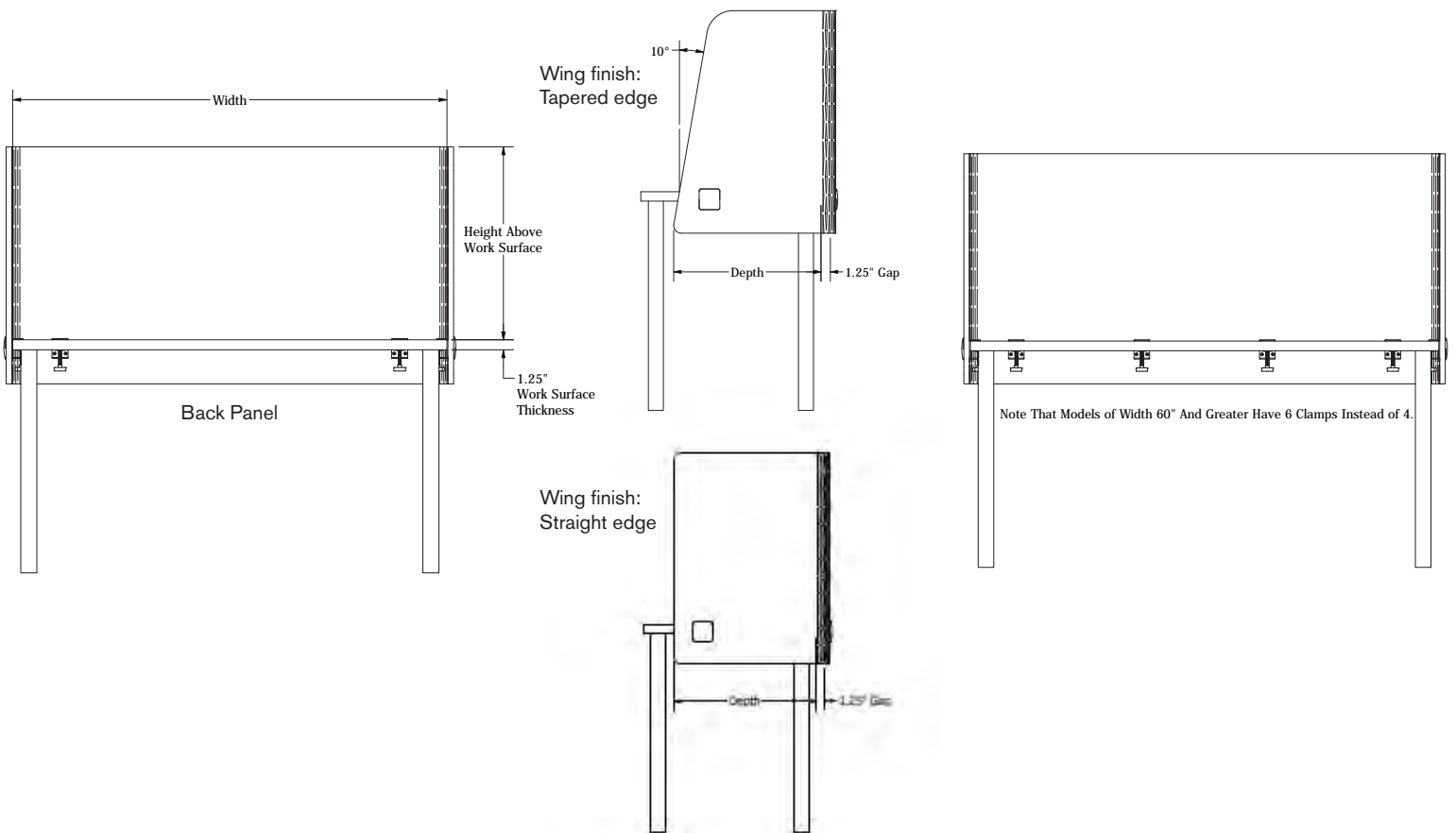
## EchoScape™ 3/8" (9mm) (PE9)

NOTE:

All pricing in USD

**Sound Absorbent** - EchoScape™ 3/8" (9mm) is rated at .85 NRC


**Eco-Friendly** - EchoScape™ is made from 60% post-consumer reclaimed plastic water bottles, is VOC-free, and 100% recyclable



## EchoScape™ 3/4" (18mm) (PE18)

## EWUT or EWUS

Width of Back Panel	Depth of 2 Wing Sides	Overall Height of Panel	Fixed Height ABOVE Work Surface	Fixed Height BELOW Work Surface	Panel & Mount List Price (Permanent or Removeable)	Banner Design Cutout (optional)	Qty of Clamps for Back Panel Section	Qty of Clamps for Wing Panel Section (1 Mount per Wing)
48"	20"	24"	18"	6"	\$771	+\$88	2	2
48"	20"	24"	12"	12"	\$771	+\$88	2	2
48"	20"	30"	24"	6"	\$798	+\$88	2	2
48"	20"	30"	18"	12"	\$798	+\$88	2	2
54"	20"	24"	18"	6"	\$782	+\$88	2	2
54"	20"	24"	12"	12"	\$782	+\$88	2	2
54"	20"	30"	24"	6"	\$809	+\$88	2	2
54"	20"	30"	18"	12"	\$809	+\$88	2	2
60"	17"	24"	18"	6"	\$832	+\$99	4	2
60"	17"	24"	12"	12"	\$832	+\$99	4	2
60"	17"	30"	24"	6"	\$859	+\$99	4	2
60"	17"	30"	18"	12"	\$859	+\$99	4	2
66"	14"	24"	18"	6"	\$832	+\$99	4	2
66"	14"	24"	12"	12"	\$832	+\$99	4	2
66"	14"	30"	24"	6"	\$859	+\$99	4	2
66"	14"	30"	18"	12"	\$859	+\$99	4	2
72"	11"	24"	18"	6"	\$832	+\$109	4	2
72"	11"	24"	12"	12"	\$832	+\$109	4	2
72"	11"	30"	24"	6"	\$859	+\$109	4	2
72"	11"	30"	18"	12"	\$859	+\$109	4	2



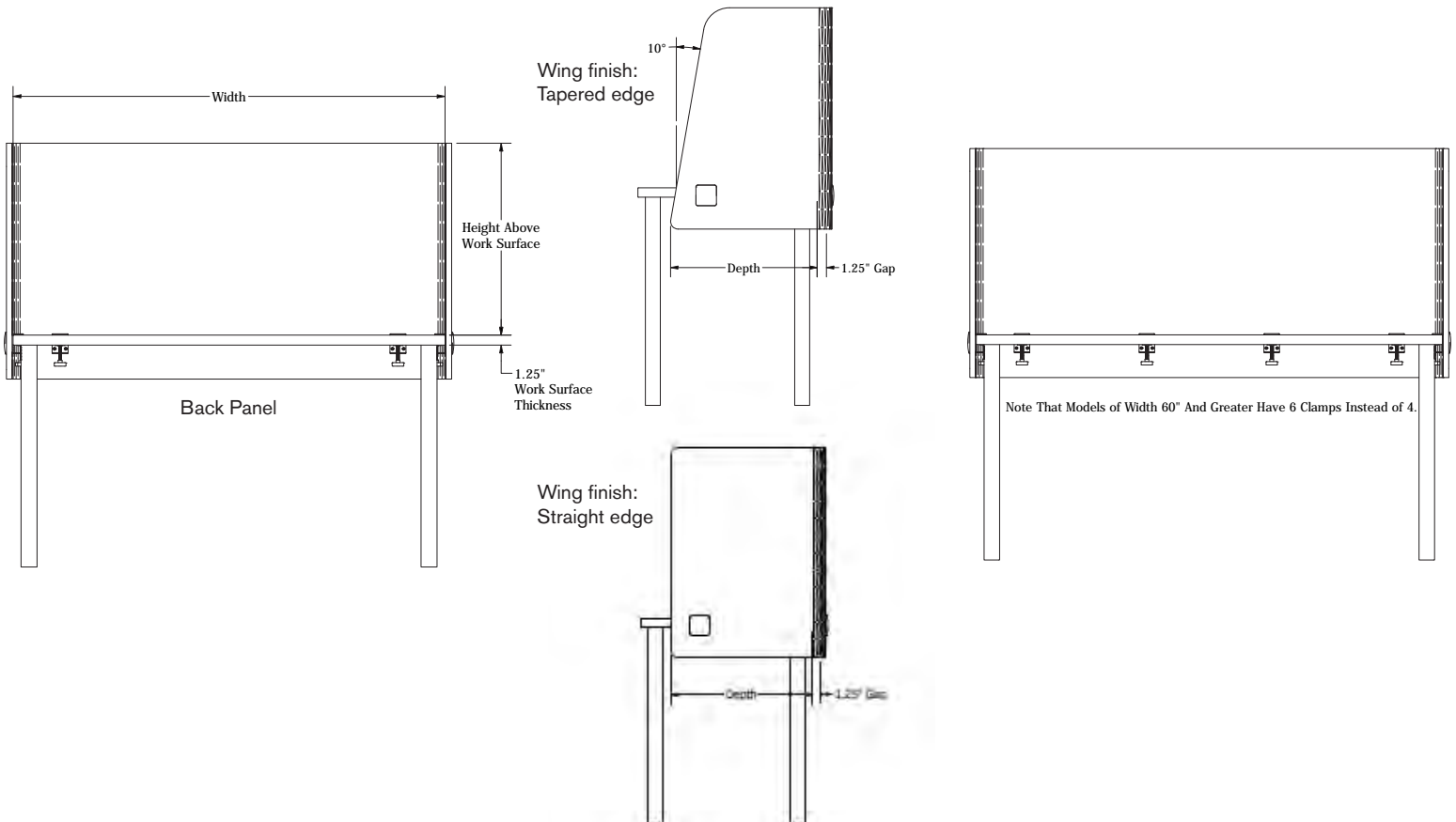
**EchoScape™ 3/4" (18mm) (PE18)**

**NOTE:**

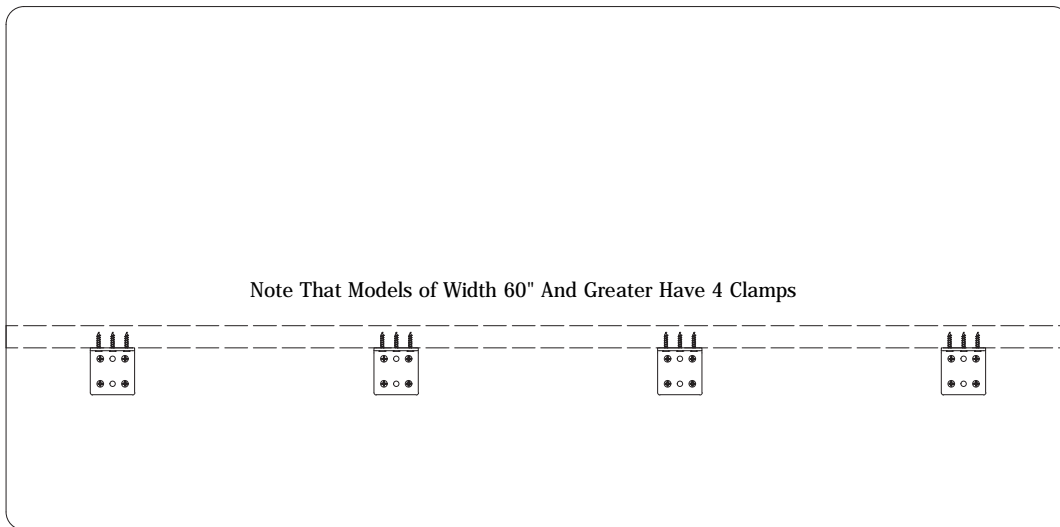
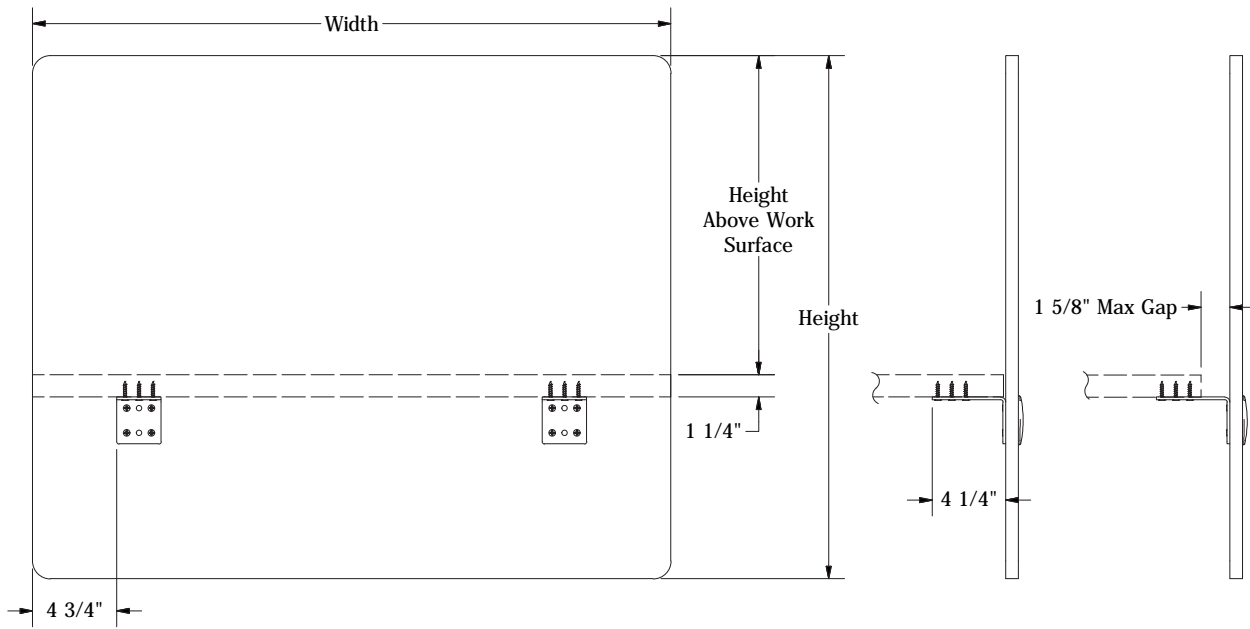
All pricing in USD

**Sound Absorbent** - EchoScape™ 3/4" (18mm) is rated at .9 NRC

**Eco-Friendly** - EchoScape™ is made from 60% post-consumer reclaimed plastic water bottles, is VOC-free, and 100% recyclable

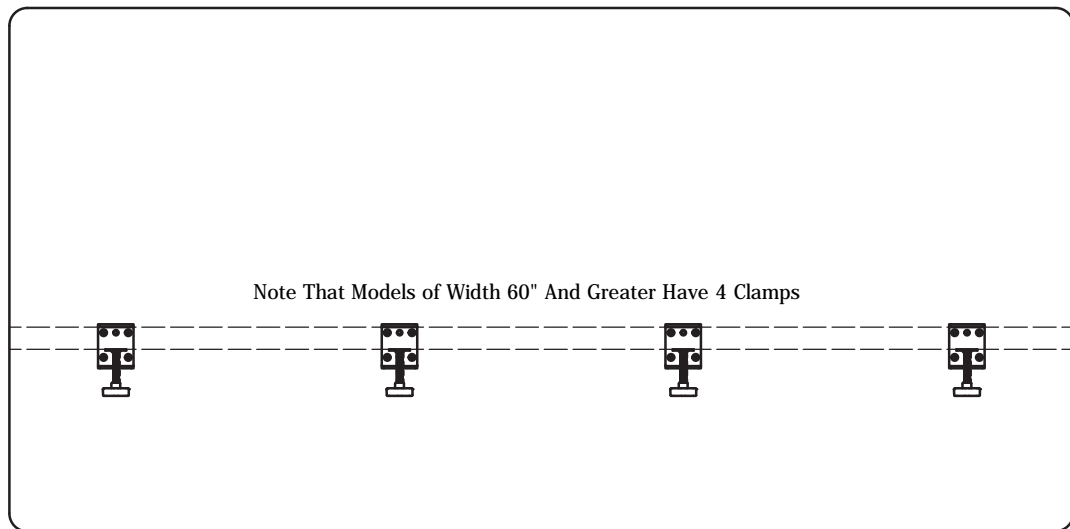
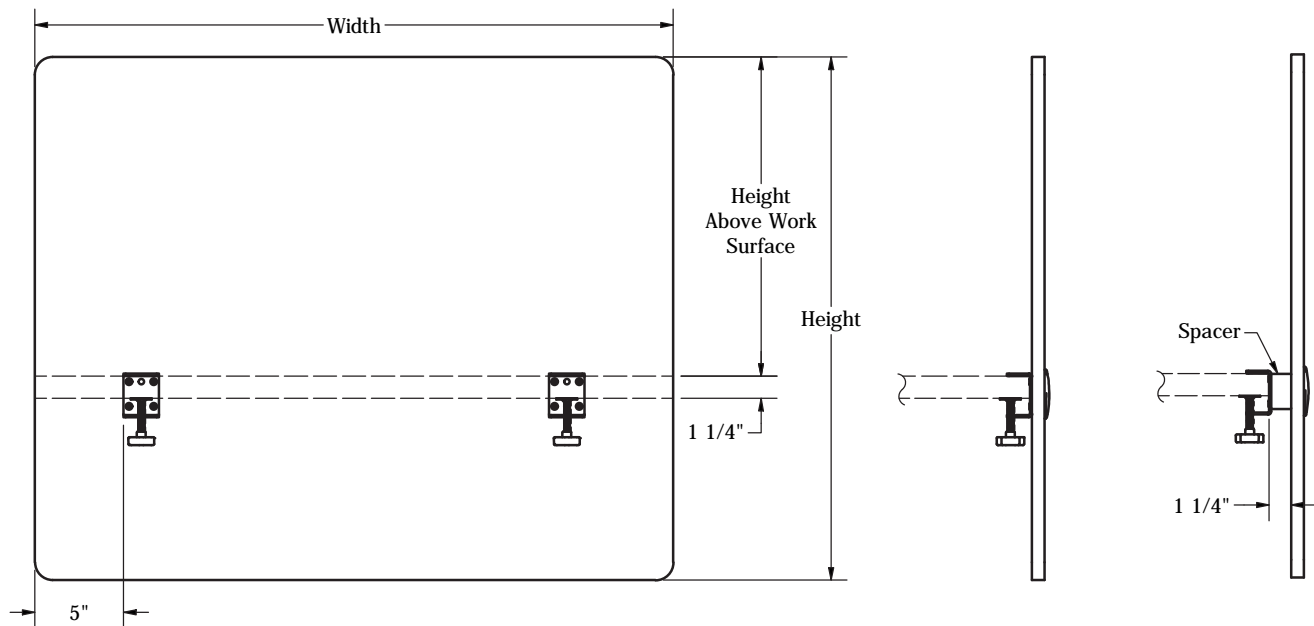


# LINE DRAWINGS




## ECHOWRAP® MIDTOWN™ PANEL Permanent Mount

# LINE DRAWINGS




ECHOWRAP® MIDTOWN™ PANEL  
Removable Mount

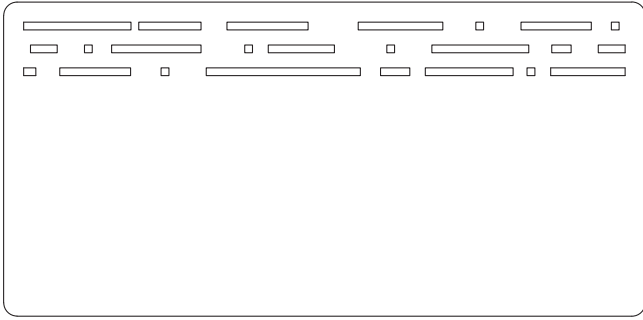
# DESIGN CUTOUTS



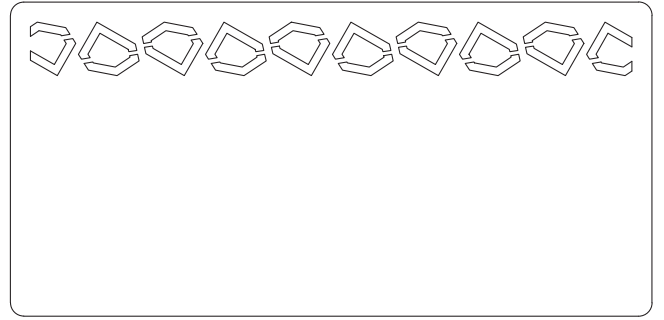
D002 - FIZZY




D004 - METRO



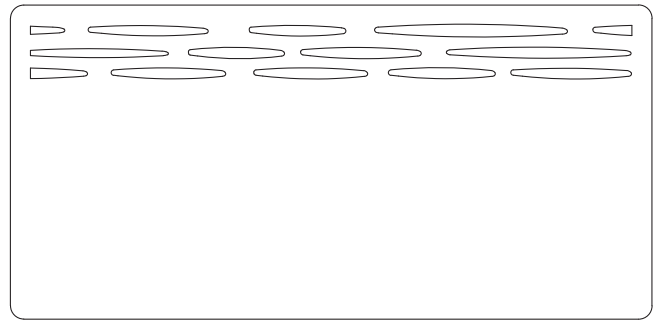
D005 - DASH



D008 - TRIBAL




D016 - RETRO




D017 - STRATA




# DESIGN CUTOUTS



D021 - MAZE




D022 - AZTEC



D023 - PINWHEEL

# MATERIAL OPTIONS

## ECHOSCAPE™ 3/8" (9MM)



## ECHOSCAPE™ 3/4" (18MM)



# MIDTOWN™ PANEL

Price Effective - September 19, 2022



## ALL-IN-ONE-DESK DIVIDERS

Our Midtown™ dividers offer an all-in-one solution in a single convenient panel that protects privacy above and below the desk. Once mounted, the height above the desk is fixed at the dimension you choose from our 2 options. Either permanent or removeable mounting options are available to attach the Midtown™ Panel to your worksurface and can be offset to allow for cable management.

Customized to fit your desk, the Midtown™ Panel is available in a pallet of rich colors and in a variety of materials and sizes to merge seamlessly with any workspace, providing visual and sound privacy.


- Dividers available in several materials and colors including Frosted Acrylic, Fabric, and EchoScape™
- EchoScape™ 3/4" (18mm), our 0.9 NRC rated acoustic solution effectively controls noise disruptions by absorbing sound
- Decorative powder-coated silver faceplates
- Made in the USA
- Customization available – special materials, sizes and shapes



**FROSTED ACRYLIC**  
(Style FRO)



**FABRIC FOLD**  
(Style FF)



**ECHOSCAPE™**  
(Style PE18 and IPE18)

### How to build your SKU:

Step 1: Choose your Model	Step 2: Choose your Style	Step 3: Choose your Width		Step 4: Choose your Fixed Height above work surface *		Step 5: Choose your Material Color	Step 6: Banner Cutout Design (optional) (PE18 Style only)	Step 8: Choose your Mounting Option
FGAP	PE18	48	30	18	P301	D021	SP	

## MIDTOWN™ PANEL

Model	Style	Width	Height	Fixed Height above work surface*	Material Color	Banner Cutout Designs (optional) (PE18 Style only)	Mounting
FGAP Midtown™ Panel	FRO Frosted Acrylic	24"	24"	12"	F1_ Fabric Series 100	D002 Fizzy	SP Permanent Mount (silver)
	FF Fabric Fold	30"	30"	18"	F2_ Fabric Series 200	D004 Metro	SC Removable Mount (silver)
	PE18 EchoScape™ 3/4" (18mm)	36"	36"	24"	P3_ EchoScape™ 3/4" (18mm)	D005 Dash	BP Permanent Mount (black)
		42"	30"	D008 Tribal		BC Removable Mount (black)	
		48"	D016 Retro				
		54"	D017 Strata				
		60"	D021 Maze				
		66"	D022 Aztec				
		72"	D023 Pinwheel				

\*Above work surface heights based on 1.25" work surface

**OPTION 1**  
12" Below the  
worksurface



Fixed height above 1.25" worksurface,  
dependent on panel height

Fixed height below 1.25" worksurface - 12"

**OPTION 2**  
6" Below the  
worksurface



Fixed height above 1.25" worksurface,  
dependent on panel height

Fixed height below 1.25" worksurface - 6"

**MOUNTING OPTIONS**



SP

Permanent Mount



BP

Permanent Mount

- Permanently mounts to bottom of work surface
- Works on all thickness table tops
- Faceplates and Mount available in Silver or Black



SC

Removable Mount



BC

Removable Mount

- Mounts along edge of work surface
- Clamp fits 3/4" to 2" thick tops
- Faceplates and Mount available in Silver or Black

# MIDTOWN™ PANEL - FROSTED ACRYLIC

## FGAP-FRO

Width	Height	Fixed Height ABOVE Work Surface	Fixed Height BELOW Work Surface	Panel & Mount List Price (Permanent or Removeable)	Qty of Permanent or Removeable Mounts	Weight (lbs)
24"	24"	12"	12"	\$258	2	12
24"	24"	18"	6"	\$258	2	12
24"	30"	18"	12"	\$296	2	14
24"	30"	24"	6"	\$296	2	14
24"	36"	24"	12"	\$356	2	15
24"	36"	30"	6"	\$356	2	15
30"	24"	12"	12"	\$312	2	14
30"	24"	18"	6"	\$312	2	14
30"	30"	18"	12"	\$377	2	15
30"	30"	24"	6"	\$377	2	15
30"	36"	24"	12"	\$465	2	17
30"	36"	30"	6"	\$465	2	17
36"	24"	12"	12"	\$334	2	15
36"	24"	18"	6"	\$334	2	15
36"	30"	18"	12"	\$388	2	17
36"	30"	24"	6"	\$388	2	17
36"	36"	24"	12"	\$476	2	19
36"	36"	30"	6"	\$476	2	19
42"	24"	12"	12"	\$421	2	16
42"	24"	18"	6"	\$421	2	16
42"	30"	18"	12"	\$476	2	19
42"	30"	24"	6"	\$476	2	19
42"	36"	24"	12"	\$546	2	21
42"	36"	30"	6"	\$546	2	21
48"	24"	12"	12"	\$432	2	18
48"	24"	18"	6"	\$432	2	18
48"	30"	18"	12"	\$481	2	18
48"	30"	24"	6"	\$481	2	18
48"	36"	24"	12"	\$650	2	24
48"	36"	30"	6"	\$650	2	24
54"	24"	12"	12"	\$437	2	19
54"	24"	18"	6"	\$437	2	19
54"	30"	18"	12"	\$645	2	19
54"	30"	24"	6"	\$645	2	19
54"	36"	24"	12"	\$661	2	26
54"	36"	30"	6"	\$661	2	26
60"	24"	12"	12"	\$602	4	21
60"	24"	18"	6"	\$602	4	21
60"	30"	18"	12"	\$716	4	21
60"	30"	24"	6"	\$716	4	21
60"	36"	24"	12"	\$880	4	28
60"	36"	30"	6"	\$880	4	28
66"	24"	12"	12"	\$607	4	22
66"	24"	18"	6"	\$607	4	22
66"	30"	18"	12"	\$716	4	26
66"	30"	24"	6"	\$716	4	26
66"	36"	24"	12"	\$880	4	30
66"	36"	30"	6"	\$880	4	30
72"	24"	12"	12"	\$613	4	24
72"	24"	18"	6"	\$613	4	24
72"	30"	18"	12"	\$727	4	24
72"	30"	24"	6"	\$727	4	24
72"	36"	24"	12"	\$891	4	32
72"	36"	30"	6"	\$891	4	32



Shown with Permanent Mount (P)




### NOTE:

All pricing in USD

Frosted Acrylic .2" thick with smooth edges

Frosted Acrylic is fabricated from 100% virgin material

Acrylic is frosted on both sides of panel



**MIDTOWN™ PANEL**  
Style - Frosted Acrylic (FRO)

### MIDTOWN™ INSTALLATION OPTIONS



#### PERMANENT MOUNTING OPTION (P)

- Permanently mounts to bottom of work surface
- Works on all thickness table tops
- Faceplates and Mount available in Silver or Black



#### REMOVABLE MOUNTING OPTION (C)

- Mounts along edge of work surface
- Clamp fits 3/4" to 2" thick tops
- Faceplates and Mount available in Silver or Black



# MIDTOWN™ PANEL - FABRIC FOLD


FGAP-FF

Panel & Mount Price  
(Permanent or  
Removeable)

Width	Height	Fixed Height ABOVE Work Surface	Fixed Height BELOW Work Surface	100 Series Fabric List Price	200 Series Fabric List Price	Qty of Permanent or Removable Mounts	Weight (lbs)
24"	24"	12"	12"	\$372	\$410	2	12
24"	24"	18"	6"	\$372	\$410	2	12
24"	30"	18"	12"	\$465	\$541	2	13
24"	30"	24"	6"	\$465	\$541	2	13
24"	36"	24"	12"	\$514	\$585	2	14
24"	36"	30"	6"	\$514	\$585	2	14
30"	24"	12"	12"	\$432	\$476	2	13
30"	24"	18"	6"	\$432	\$476	2	13
30"	30"	18"	12"	\$590	\$677	2	14
30"	30"	24"	6"	\$590	\$677	2	14
30"	36"	24"	12"	\$666	\$754	2	16
30"	36"	30"	6"	\$666	\$754	2	16
36"	24"	12"	12"	\$486	\$536	2	14
36"	24"	18"	6"	\$486	\$536	2	14
36"	30"	18"	12"	\$645	\$748	2	16
36"	30"	24"	6"	\$645	\$748	2	16
36"	36"	24"	12"	\$721	\$819	2	18
36"	36"	30"	6"	\$721	\$819	2	18
42"	24"	12"	12"	\$536	\$595	2	15
42"	24"	18"	6"	\$536	\$595	2	15
42"	30"	18"	12"	\$694	\$813	2	18
42"	30"	24"	6"	\$694	\$813	2	18
42"	36"	24"	12"	\$775	\$895	2	20
42"	36"	30"	6"	\$775	\$895	2	20
48"	24"	12"	12"	\$574	\$639	2	17
48"	24"	18"	6"	\$574	\$639	2	17
48"	30"	18"	12"	\$754	\$890	2	19
48"	30"	24"	6"	\$754	\$890	2	19
48"	36"	24"	12"	\$835	\$972	2	22
48"	36"	30"	6"	\$835	\$972	2	22
54"	24"	12"	12"	\$634	\$710	2	18
54"	24"	18"	6"	\$634	\$710	2	18
54"	30"	18"	12"	\$944	\$1,102	2	21
54"	30"	24"	6"	\$944	\$1,102	2	21
54"	36"	24"	12"	\$988	\$1,140	2	24
54"	36"	30"	6"	\$988	\$1,140	2	24
60"	24"	12"	12"	\$722	\$804	4	19
60"	24"	18"	6"	\$722	\$804	4	19
60"	30"	18"	12"	\$1,049	\$1,218	4	22
60"	30"	24"	6"	\$1,049	\$1,218	4	22
60"	36"	24"	12"	\$1,087	\$1,256	4	26
60"	36"	30"	6"	\$1,087	\$1,256	4	26
66"	24"	12"	12"	\$853	\$940	4	21
66"	24"	18"	6"	\$853	\$940	4	21
66"	30"	18"	12"	\$1,294	\$1,474	4	24
66"	30"	24"	6"	\$1,294	\$1,474	4	24
66"	36"	24"	12"	\$1,338	\$1,517	4	28
66"	36"	30"	6"	\$1,338	\$1,517	4	28
72"	24"	12"	12"	\$934	\$1,032	4	22
72"	24"	18"	6"	\$934	\$1,032	4	22
72"	30"	18"	12"	\$1,447	\$1,643	4	26
72"	30"	24"	6"	\$1,447	\$1,643	4	26
72"	36"	24"	12"	\$1,496	\$1,692	4	30
72"	36"	30"	6"	\$1,496	\$1,692	4	30



Shown with Permanent Mount (P)



**NOTE:**

All pricing in USD

Fabric panels are tackable and available in 34 standard fabrics or COM fabrics

COM fabrics must be tested and approved before orders are accepted



**MIDTOWN™ PANEL**  
Style - Fabric Fold (FF)

**MIDTOWN™ INSTALLATION OPTIONS**



**PERMANENT MOUNTING OPTION (P)**

- Permanently mounts to bottom of work surface
- Works on all thickness table tops
- Faceplates and Mount available in Silver or Black



**REMOVABLE MOUNTING OPTION (C)**

- Mounts along edge of work surface
- Clamp fits 3/4" to 2" thick tops
- Faceplates and Mount available in Silver or Black

# MIDTOWN™ PANEL - ECHOSCAPE™

See pages 10-11 for Banner Design Cutout Options

FGAP-PE18


Width	Height	Fixed Height ABOVE Work Surface	Fixed Height BELOW Work Surface	Panel & Mount List Price (Permanent or Removeable)	Banner Design Cutout (optional)	Qty of Permanent or Removable Mounts	Weight (lbs)
24"	24"	12"	12"	\$252	+\$33	2	9
24"	24"	18"	6"	\$252	+\$33	2	9
24"	30"	18"	12"	\$290	+\$33	2	10
24"	30"	24"	6"	\$290	+\$33	2	10
24"	36"	24"	12"	\$356	+\$33	2	11
24"	36"	30"	6"	\$356	+\$33	2	11
30"	24"	12"	12"	\$268	+\$44	2	10
30"	24"	18"	6"	\$268	+\$44	2	10
30"	30"	18"	12"	\$301	+\$44	2	11
30"	30"	24"	6"	\$301	+\$44	2	11
30"	36"	24"	12"	\$372	+\$44	2	12
30"	36"	30"	6"	\$372	+\$44	2	12
36"	24"	12"	12"	\$307	+\$44	2	11
36"	24"	18"	6"	\$307	+\$44	2	11
36"	30"	18"	12"	\$372	+\$44	2	12
36"	30"	24"	6"	\$372	+\$44	2	12
36"	36"	24"	12"	\$536	+\$44	2	13
36"	36"	30"	6"	\$536	+\$44	2	13
42"	24"	12"	12"	\$372	+\$55	2	12
42"	24"	18"	6"	\$372	+\$55	2	12
42"	30"	18"	12"	\$388	+\$55	2	13
42"	30"	24"	6"	\$388	+\$55	2	13
42"	36"	24"	12"	\$546	+\$55	2	14
42"	36"	30"	6"	\$546	+\$55	2	14
48"	24"	12"	12"	\$383	+\$55	2	12
48"	24"	18"	6"	\$383	+\$55	2	12
48"	30"	18"	12"	\$448	+\$55	2	14
48"	30"	24"	6"	\$448	+\$55	2	14
48"	36"	24"	12"	\$568	+\$55	2	15
48"	36"	30"	6"	\$568	+\$55	2	15
54"	24"	12"	12"	\$399	+\$66	2	13
54"	24"	18"	6"	\$399	+\$66	2	13
54"	30"	18"	12"	\$465	+\$66	2	15
54"	30"	24"	6"	\$465	+\$66	2	15
54"	36"	24"	12"	\$585	+\$66	2	17
54"	36"	30"	6"	\$585	+\$66	2	17
60"	24"	12"	12"	\$460	+\$66	4	14
60"	24"	18"	6"	\$460	+\$66	4	14
60"	30"	18"	12"	\$531	+\$66	4	16
60"	30"	24"	6"	\$531	+\$66	4	16
60"	36"	24"	12"	\$645	+\$66	4	18
60"	36"	30"	6"	\$645	+\$66	4	18
66"	24"	12"	12"	\$624	+\$77	4	15
66"	24"	18"	6"	\$624	+\$77	4	15
66"	30"	18"	12"	\$640	+\$77	4	17
66"	30"	24"	6"	\$640	+\$77	4	17
66"	36"	24"	12"	\$967	+\$77	4	19
66"	36"	30"	6"	\$967	+\$77	4	19
72"	24"	12"	12"	\$635	+\$77	4	15
72"	24"	18"	6"	\$635	+\$77	4	15
72"	30"	18"	12"	\$656	+\$77	4	18
72"	30"	24"	6"	\$656	+\$77	4	18
72"	36"	24"	12"	\$983	+\$77	4	20
72"	36"	30"	6"	\$983	+\$77	4	20

NOTE:

All pricing in USD

**Sound Absorbent** - EchoScape™ 3/4" (18mm) is rated at .9 NRC


**Eco-Friendly** - EchoScape™ is made from 60% post-consumer reclaimed plastic water bottles, is VOC-free, and 100% recyclable



## MIDTOWN™ PANEL

Style - EchoScape™ 3/4" (18mm) (PE18)

## MIDTOWN™ INSTALLATION OPTIONS



### PERMANENT MOUNTING OPTION (P)

- Permanently mounts to bottom of work surface
- Works on all thickness table tops
- Faceplates and Mount available in Silver or Black




### REMOVABLE MOUNTING OPTION (C)


- Mounts along edge of work surface
- Clamp fits 3/4" to 2" thick tops
- Faceplates and Mount available in Silver or Black

# DESIGN CUTOUTS

Available only in EchoScape™ (PE18)



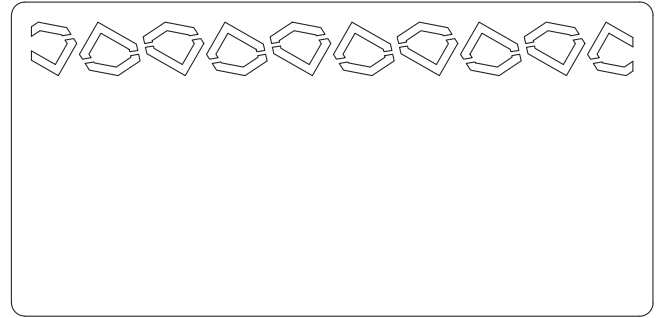
D002 - FIZZY




D004 - METRO



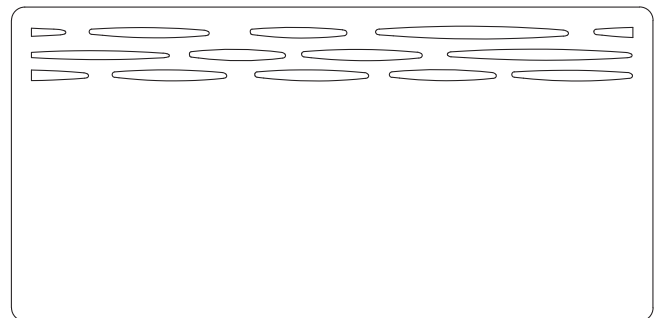
D005 - DASH



D008 - TRIBAL




D016 - RETRO




D017 - STRATA

# DESIGN CUTOUTS


Available only in EchoScape™ (PE18)



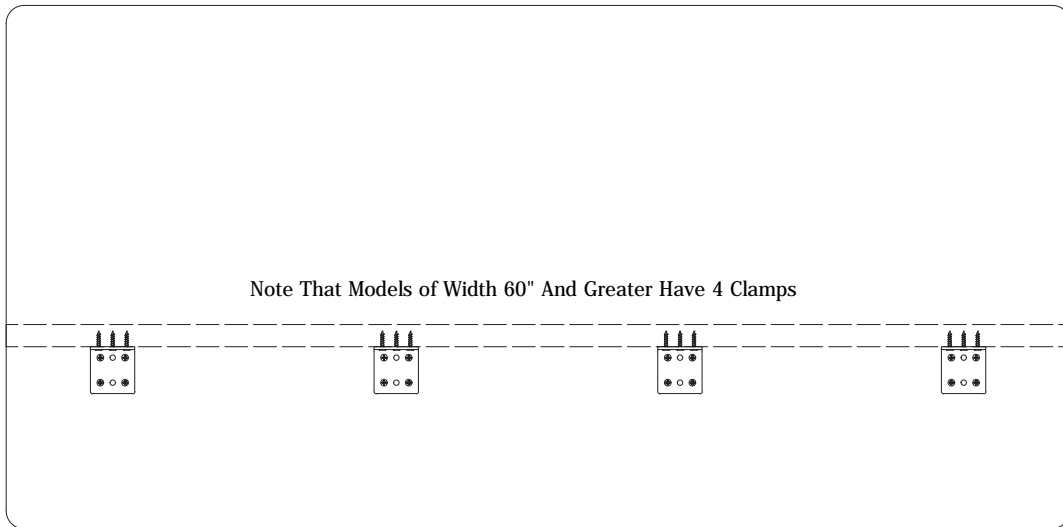
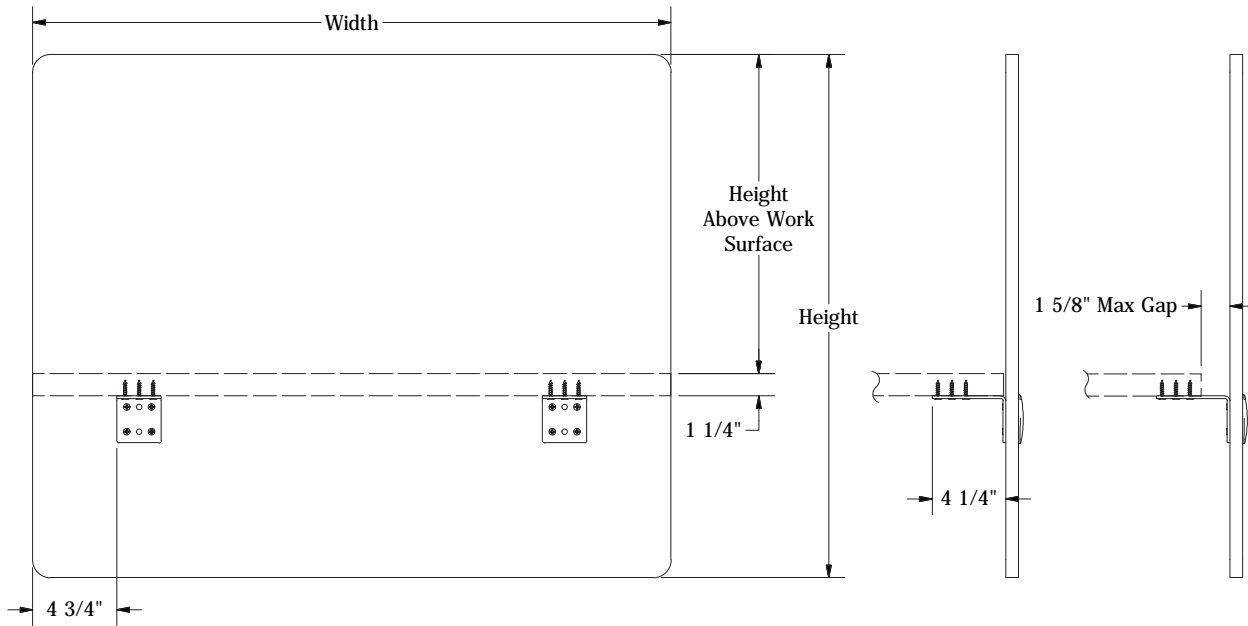
D021 - MAZE



D022 - AZTEC



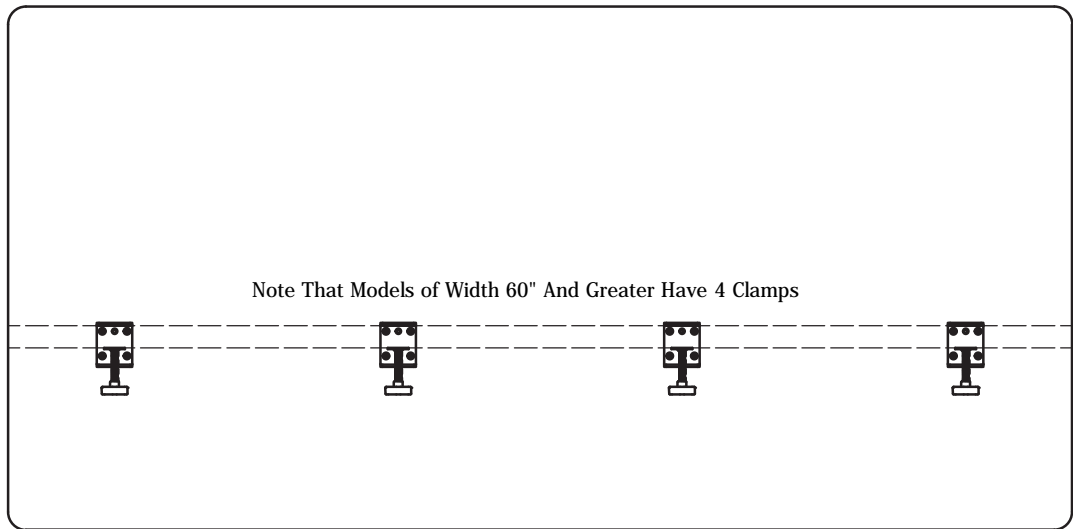
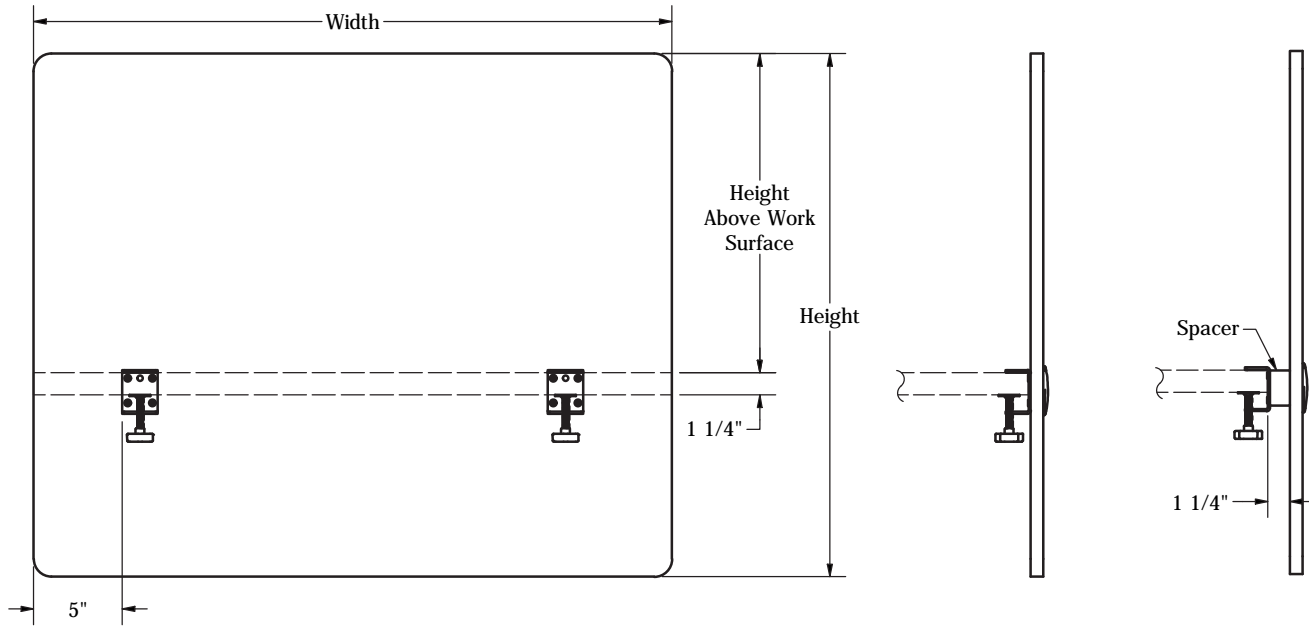
D023 - PINWHEEL



MIDTOWN™ PANEL  
Permanent Mount




# LINE DRAWINGS




## MIDTOWN™ PANEL Removable Mount

# MATERIAL OPTIONS


## ECHOSCAPE™ 3/4" (18MM)



## FABRICS 100 SERIES



## FABRICS 200 SERIES



# MODESTY PANEL

Price Effective - September 19, 2022



## DESK PRIVACY

Feel relaxed in your space. MergeWorks' modesty panels mount securely to the underside of your desk or table, providing privacy in your workspace.

Customized to fit your workspace, and easy to install, modesty panels are available in Frosted Acrylic and EchoScape™ 3/8" (9mm).



- Frosted Acrylic 0.25" thick with smooth, polished edges
- EchoScape™ - 3/8" (9mm) – sustainable, recycled, and lightweight
- Multiple panel configurations to fit your workstation
- Durable mounting hardware
- Mounting hardware options include secure square mount and folding hinge mount that allows panel to fold up to 90°
- Mounting holes are located 6-inches from the outside edge of the panel
- An additional mounting clamp is added for panels 60 inches or wider
- Made in the USA

### How to build your SKU:

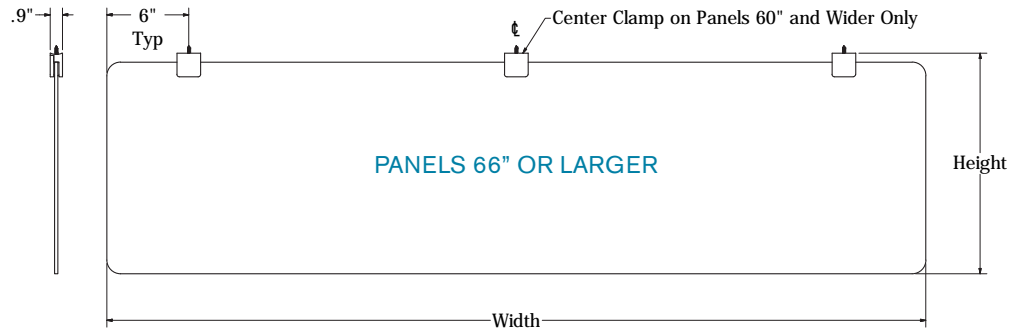
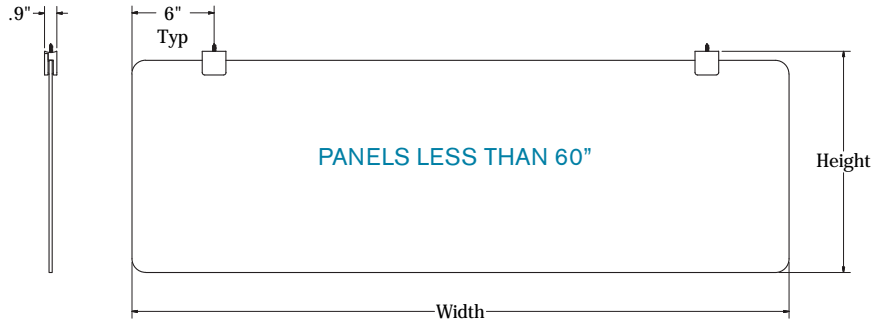
Step 1: Choose your Model	Step 2: Choose your Style	Step 3: Choose your Width    Choose your Height		Step 4: Choose your Material Color	Step 5: Banner Cutout Design (optional) (PE9 Styles only)	Step 6: Mounting Option
MOD	PE9	48	18	P108	D005	MH

## MODESTY PANELS

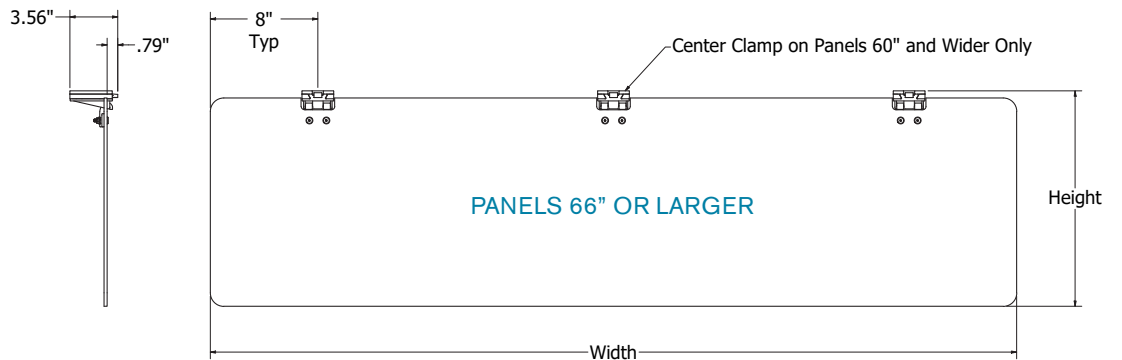
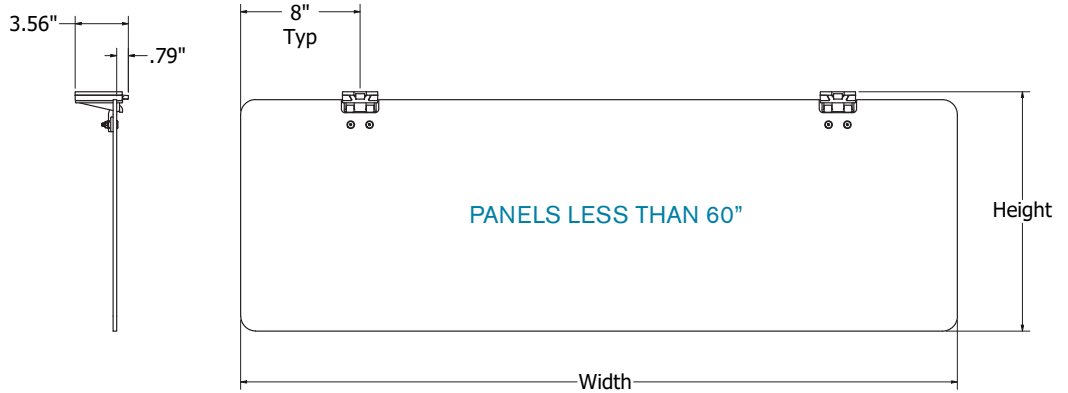
Model	Style	Width	Height	Material Color	Banner Cutout Designs (optional) (PE9 Styles only)	Mounting Options
MOD Modesty Panel	FRO Frosted Acrylic	24"	12"	P1_ EchoScape™ 3/8" (9mm)	D002 Fizzy	SSQ Square Mount
	PE9 EchoScape™ 3/8" (9mm)	30"	16"		D004 Metro	MH Folding Hinge Mount
		36"	18"		D005 Dash	
	42"		D008 Tribal			
	48"		D016 Retro			
	54"		D017 Strata			
	60"		D021 Maze			
	66"		D022 Aztec			
	72"		D023 Pinwheel			



SQUARE MOUNT  
(SQ)



FOLDING HINGE MOUNT  
(MH)



# MODESTY PANEL - FROSTED ACRYLIC

## MOD-FRO

Width	Height	List Price	Square Mount	Price	Folding Hinge Mount	Price	Weight (lbs)
24"	12"	\$127	SSQ2	+\$40	MH2	+\$60	3
24"	16"	\$150	SSQ2	+\$40	MH2	+\$60	4
24"	18"	\$173	SSQ2	+\$40	MH2	+\$60	5
30"	12"	\$150	SSQ2	+\$40	MH2	+\$60	4
30"	16"	\$184	SSQ2	+\$40	MH2	+\$60	5
30"	18"	\$201	SSQ2	+\$40	MH2	+\$60	6
36"	12"	\$167	SSQ2	+\$40	MH2	+\$60	5
36"	16"	\$207	SSQ2	+\$40	MH2	+\$60	6
36"	18"	\$236	SSQ2	+\$40	MH2	+\$60	7
42"	12"	\$196	SSQ2	+\$40	MH2	+\$60	5
42"	16"	\$241	SSQ2	+\$40	MH2	+\$60	7
42"	18"	\$275	SSQ2	+\$40	MH2	+\$60	8
48"	12"	\$213	SSQ2	+\$40	MH2	+\$60	6
48"	16"	\$259	SSQ2	+\$40	MH2	+\$60	8
48"	18"	\$305	SSQ2	+\$40	MH2	+\$60	9
54"	12"	\$224	SSQ2	+\$40	MH2	+\$60	7
54"	16"	\$287	SSQ2	+\$40	MH2	+\$60	9
54"	18"	\$333	SSQ2	+\$40	MH2	+\$60	10
60"	12"	\$264	SSQ2	+\$40	MH2	+\$60	8
60"	16"	\$338	SSQ2	+\$40	MH2	+\$60	10
60"	18"	\$373	SSQ2	+\$40	MH2	+\$60	11
66"	12"	\$270	SSQ3	+\$60	MH3	+\$90	8
66"	16"	\$344	SSQ3	+\$60	MH3	+\$90	11
66"	18"	\$379	SSQ3	+\$60	MH3	+\$90	12
72"	12"	\$293	SSQ3	+\$60	MH3	+\$90	9
72"	16"	\$350	SSQ3	+\$60	MH3	+\$90	12
72"	18"	\$430	SSQ3	+\$60	MH3	+\$90	13

## MODESTY PANEL

Frosted Acrylic (FRO)



Shown with Square Mount (SQ)



SQUARE MOUNT (SQ)



FOLDING HINGE MOUNT (MH)

### NOTE:

All pricing in USD

Frosted Acrylic .2" thick with smooth edges

Frosted Acrylic is fabricated from 100% virgin material

Acrylic is frosted on both sides of panel



# MODESTY PANEL - ECHOSCAPE™ 3/8" (9MM)

## MODESTY PANEL EchoScape™ 3/8" (9mm) (PE8)

### MOD-PE9

Width	Height	List Price	Banner Design Cutout (Optional)	Square Mount	Price	Folding Hinge Mount	Price	Weight (lbs)
24"	12"	\$120	+ \$33	SSQ2	+\$40	MH2	+\$60	3
24"	16"	\$131	+ \$33	SSQ2	+\$40	MH2	+\$60	4
24"	18"	\$148	+ \$33	SSQ2	+\$40	MH2	+\$60	5
30"	12"	\$131	+ \$44	SSQ2	+\$40	MH2	+\$60	4
30"	16"	\$153	+ \$44	SSQ2	+\$40	MH2	+\$60	5
30"	18"	\$169	+ \$44	SSQ2	+\$40	MH2	+\$60	6
36"	12"	\$153	+ \$44	SSQ2	+\$40	MH2	+\$60	5
36"	16"	\$169	+ \$44	SSQ2	+\$40	MH2	+\$60	6
36"	18"	\$191	+ \$44	SSQ2	+\$40	MH2	+\$60	7
42"	12"	\$164	+ \$55	SSQ2	+\$40	MH2	+\$60	5
42"	16"	\$186	+ \$55	SSQ2	+\$40	MH2	+\$60	7
42"	18"	\$208	+ \$55	SSQ2	+\$40	MH2	+\$60	8
48"	12"	\$197	+ \$55	SSQ2	+\$40	MH2	+\$60	6
48"	16"	\$235	+ \$55	SSQ2	+\$40	MH2	+\$60	8
48"	18"	\$284	+ \$55	SSQ2	+\$40	MH2	+\$60	9
54"	12"	\$213	+ \$66	SSQ2	+\$40	MH2	+\$60	7
54"	16"	\$246	+ \$66	SSQ2	+\$40	MH2	+\$60	9
54"	18"	\$295	+ \$66	SSQ2	+\$40	MH2	+\$60	10
60"	12"	\$224	+ \$66	SSQ2	+\$40	MH2	+\$60	8
60"	16"	\$257	+ \$66	SSQ2	+\$40	MH2	+\$60	10
60"	18"	\$306	+ \$66	SSQ2	+\$40	MH2	+\$60	11
66"	12"	\$229	+ \$77	SSQ3	+\$60	MH3	+\$90	8
66"	16"	\$262	+ \$77	SSQ3	+\$60	MH3	+\$90	11
66"	18"	\$317	+ \$77	SSQ3	+\$60	MH3	+\$90	12
72"	12"	\$246	+ \$77	SSQ3	+\$60	MH3	+\$90	9
72"	16"	\$289	+ \$77	SSQ3	+\$60	MH3	+\$90	12
72"	18"	\$344	+ \$77	SSQ3	+\$60	MH3	+\$90	13



Shown with Square Mount (SQ)



SQUARE MOUNT (SQ)

**NOTE:**

All pricing in USD

**Sound Absorbent** - EchoScape™ 3/8" (9mm) is rated at .85 NRC

**Eco-Friendly** - EchoScape™ is made from 60% post-consumer reclaimed plastic water bottles, is VOC-free, and 100% recyclable

See pages 5-6 for Banner Design Cutout Options




FOLDING HINGE MOUNT (MH)




# DESIGN CUTOUTS


Available in EchoScape™ (PE9)



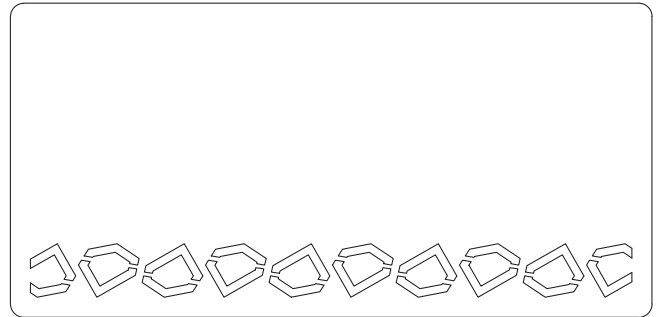
D002 - FIZZY




D004 - METRO




D005 - DASH



D008 - TRIBAL




D016 - RETRO




D017 - STRATA


# DESIGN CUTOUTS



D021 - MAZE



D022 - AZTEC



D023 - PINWHEEL

# MATERIAL OPTIONS


## ECHOSCAPE™ 3/8" (9MM)



Snow  
P114



New  
Canvas  
P126



New  
Overcast  
P124




Oat  
P116



Cocoa  
P121



Sunflower  
P111



Tangerine  
P109



Ruby  
P108



Aqua  
P115



Pear  
P103



Moss  
P120



Spruce  
P123



Sky  
P117



New  
Blueprint  
P125



Denim  
P118



Cobalt  
P102



Midnight  
P119



Iced Grey  
P106



Ash  
P100



Slate  
P105



Charcoal  
P101



Jet  
P122



Frosted Acrylic Stackers™ - adjustable mounting with radius corners

## CUBICLE EXTENDER PANELS

Add visual and sound privacy to your existing cubicles with Stackers. Our cubicle extender panels are a cost-effective solution to add height to existing cubicle walls while updating the look and adding visual interest to your office.

### Stackers Panel Model Styles:

**Stackers Panel** - radius corners on all sides, bottom edge of panel sits 1/2" off workstation. Mounting location is adjustable.

**Stackers Flush Mount** - set mounting locations on Stackers Panel with no gap fit on top of workstation. Stacker styles available with 90° corners on bottom or radius corners on top or with 90° corners on all four sides.

**Stackers Flush Mount for Glass Workstation Panels** - set mounting locations with Double Square Mounts to stack on top of glass workstation panels

**Stackers Invisible Mount** - permanently mounted, the panel slides over the mount through a slit on the underside of the panel. Once complete, the mount is invisible.

- Permanent and removable mounting options
- Mounting options for flat workstation top caps:
  - Permanent Mount - Square or Tower Mount
  - Magnetic Mount - Up to 24"h
  - Adhesive Removable Mount - Up to 24"h
  - Medium Clamp-On Mount – adjusts to fit workstation top caps 1.9"-3.0"
  - Large Clamp-On Mount – adjusts to fit workstation top caps 2.9"- 4.0"
  - Invisible Mount - EchoScape™ - 3/4" (18mm) only
  - Invisible Adhesive Mount - EchoScape™ - 3/4" (18mm) only
- Mounting options for curved workstation top caps:
  - Permanent Mount - Square Mount
  - Medium Clamp-On Mount – adjusts to fit workstation top caps 1.9"-3.0"
  - Large Clamp-On Mount – adjusts to fit workstation top caps 2.9"- 4.0"
- Mounting options for glass or acrylic workstation panels:
  - Removable Double Square Mount

- Stackers can be mounted on most workstations or cubicles
- Frosted or Clear Acrylic - 0.25" thick with polished edges
- Acoustic EchoScape™ effectively controls noise by absorbing sound:
  - 3/8" (9mm) and 3/4" (18mm) thickness
  - NRC rated up to 0.9
- Multiple panel sizes available to match your cubicle or workstation dimensions



Acoustic EchoScape™ Stackers with Invisible Mount

### How to build your SKU:

Step 1:  
Choose your Model

STK

Step 2:  
Choose your Style

PE18

Step 3:  
Choose your Width

54

Choose your Height

16

Step 4:  
Choose your Material Color

P302

Step 5:  
Banner Cutout Design (optional)  
(EchoScape Styles only)

D005

Step 6:  
Choose your Mounting Option

STW2

## STACKERS™

Model	Style	Width	Height *	Material Color	Banner Cutout Designs (optional) (EchoScape Styles only)	Mounting Options
STK	Stackers™ original mount with radius corners on all panel sides	24"	12"	P1_ EchoScape™	D002 Fizzy	STW Tower Mount
		30"	16"	CLR Clear Acrylic	D004 Metro	STW.R Tower Adhesive Mount
STKN	Stackers™ Flush Mount with 90° corners bottom and radius corners top	36"	18"	P3_ EchoScape™	D005 Dash	STW.M Tower Magnetic Mount
		42"	24"	PE18 EchoScape™ 3/4" (18mm)	D008 Tribal	STW.CS Tower Small Clamp-On Mount
STKNS	Stackers™ Flush Mount with 90° square corners on all panel sides	48"	30"	IPE18 EchoScape™ 3/4" (18mm)	D016 Retro	STW.CM Tower Medium Clamp-On Mount
		54"		Invisible Mount	D016 Strata	STW.CL Tower Large Clamp-On Mount
STGS	Stackers™ Flush Mount to attach to existing glass workstation panels-90° panel corners	60"			D016 Maze	SSQ Square Mount
		66"	* Flush Mount Panels are 0.05" shorter		D016 Aztec	SSQ.R Square Adhesive Mount
		72"			D016 Pinwheel	SDSQ Double Square Mount
						SIM Invisible Mount
						SIM.R Invisible Adhesive Mount


## Stackers™ (STK)

Stackers panels have 4 radius corners and are available with both permanent and removable mounting options. The clamp position on Stackers is adjustable to fit your needs. When mounted the Stacker panel sits 1/2" above the top workstation or cubicle panel.

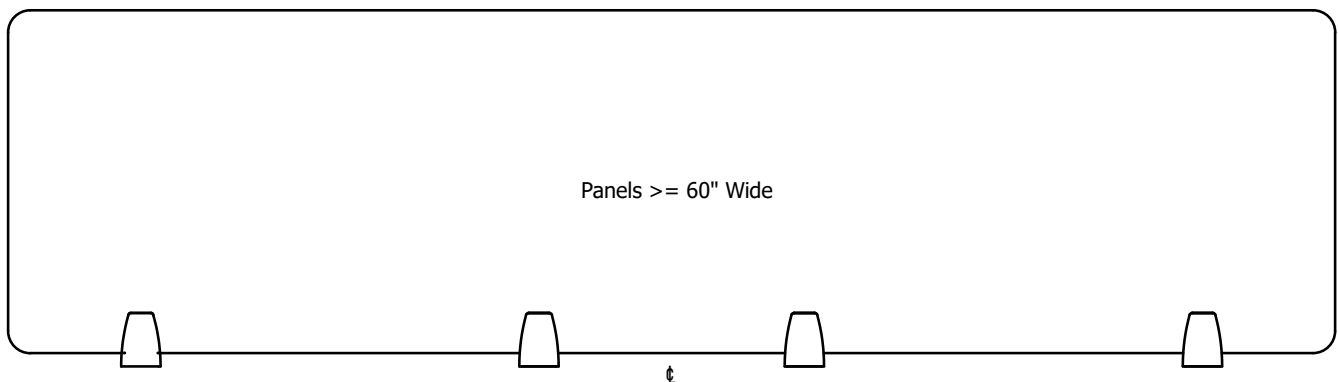
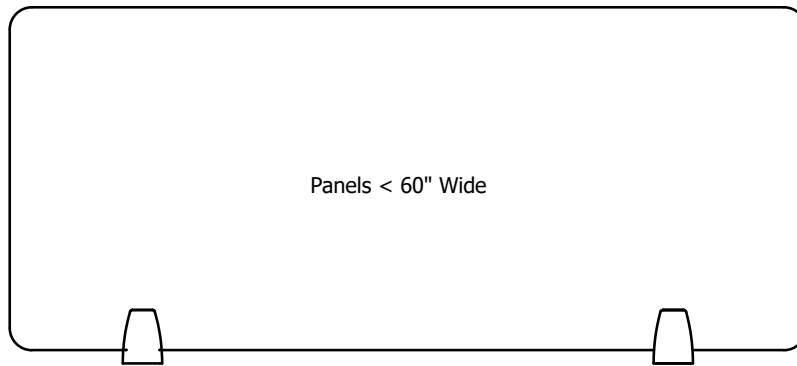
Material choices for Stackers include Clear and Frosted Acrylic and acoustic EchoScape™ in both 3/8" (9mm) and 3/4" (18mm) thicknesses. Multiple permanent and removable mounting options are available with Stackers.



Stackers™ Panel (STK-FRO)



Stackers™ Panel (STK-PE9)



## Stackers™ Flush Mount (STKN and STKNS)

Stackers Flush Mount panels have inset mounting locations on the panels for a flush mount with the workstation or cubicle. The no-gap panel bottom has 90° corners to maintain a seamless fit between the top of the workstation and the bottom of the Stackers panel. To complete your look, Flush Mount Stackers can be ordered with either radius or 90° top corners.


Material choices for Stackers Flush Mount include Clear and Frosted Acrylic and acoustic EchoScape™ in both 3/8" (9mm) and 3/4" (18mm) thicknesses. Multiple permanent and removable mounting options are available with the Stackers Flush Mount model.



Stackers™ Flush Mount Panel (STKN-FRO)  
with radius top corners



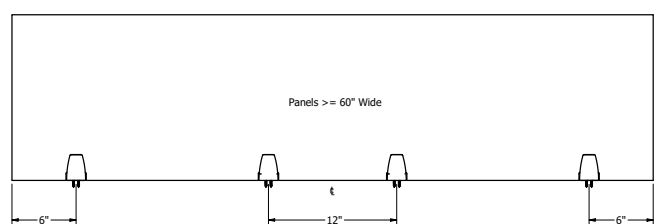
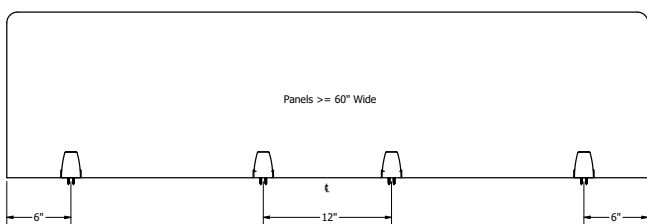
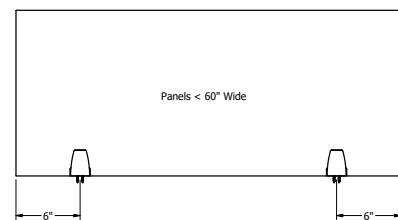
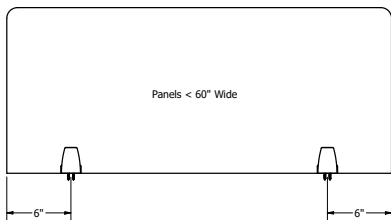
Stackers™ Flush Mount Panel (STKNS-FRO)  
with 90° square corners



Stackers™ Flush Mount Panel (STKN-PE9)  
with radius top corners



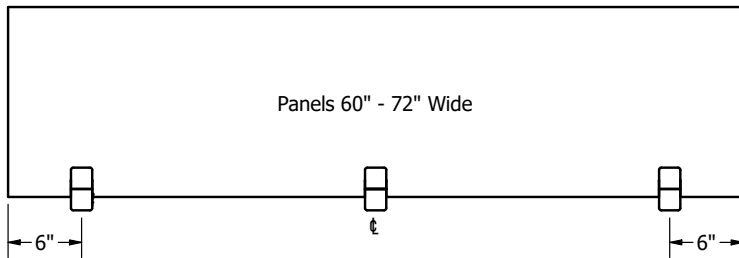
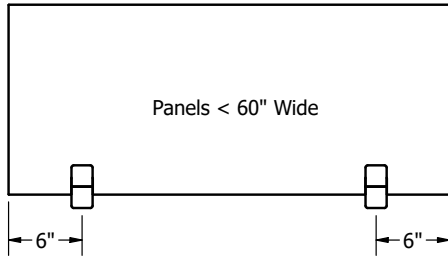
Stackers™ Flush Mount Panel (STKNS-PE9)  
with 90° square corners






## Stackers™ Flush Mount for Glass Workstation (STGS)

Extend the height of existing glass or acrylic workstations with our Stackers Flush Mount in Clear or Frosted Acrylic or acoustic EchoScape™ materials. Mounted, with our secure Double Square Mounts, this removable solution is easy to install and adds protection and height without having to remove glass panels.



Stackers™ Flush Mount for Glass Workstation (STGS-FRO)



Stackers™ Flush Mount for Glass Workstation (STGS-PE9)



Stackers™ Flush Mount for Glass Workstation (STGS-FRO)



## Tower Mount (STW)

- For use with Clear & Frosted Acrylic and all acoustic EchoScape™ Panels
- Permanent mount - Screw down
- For use on a flat panel top cap
- Minimum top cap width - 1.50"
- Kits include 2 or 4 Tower Mount kits depending on width of panel
- Use with Stackers and Stackers Flush Mount



## Tower Adhesive Mount (STW.R)

- For use with Clear & Frosted Acrylic and 3/8" (9mm) acoustic EchoScape™ panels
- Adhesive is used to attach metal plate to flat workstation top cap
- Minimum top cap width - 1.625"
- Kits include 2 or 4 Tower Mount kits depending on width of Stacker panel
- Use with Stackers and Stackers Flush Mount



## Tower Magnetic Mount (STW.M)

- For use with Clear & Frosted Acrylic and 3/8" (9mm) acoustic EchoScape™ panels
- Removable Magnet Mount is made from neodymium magnet
- Magnet Mount for installation on flat workstation top cap
- Minimum top cap width - 1.50"
- Kits include 2 or 4 Tower Mount kits depending on width of Stacker panel
- Use with Stackers and Stackers Flush Mount



## Tower Small Clamp-On Mount (STW.CS)

- For Use with Clear & Frosted Acrylic and 3/8" (9mm) acoustic EchoScape™ panels
- For use on flat or curved gallery panel
- Adjustable tension-fit mount fits workstation panels 1.0" - 1.62" in width
- Tower Mount attaches and holds the clamp-on brackets to the proper width creating a tight tension fit
- Use with Stackers and Stackers Flush Mount Panels



## Tower Medium Clamp-On Mount (STW.CM)

- For use with Clear & Frosted Acrylic and all acoustic EchoScape™ panels
- For use on flat or curved workstation top cap
- Adjustable tension-fit mount fits workstation top caps 1.9" - 3.0" in width
- Tower Mount attaches and holds the clamp-on brackets to the proper width creating a tight tension fit
- Use with Stackers and Stackers Flush Mount Panels



## Tower Large Clamp-On Mount (STW.CL)

- For use with Clear & Frosted Acrylic and all acoustic EchoScape™ panels
- For use on flat or curved workstation top cap
- Adjustable tension-fit mount fits workstation top caps 2.9" - 4.0" in width
- Tower Mount attaches and holds the clamp-on brackets to the proper width creating a tight tension fit
- Use with Stackers and Stackers Flush Mount Panels





## Square Mount (SSQ)

- For use with Clear & Frosted Acrylic and 3/8" (9mm) acoustic EchoScape™ Panels
- Permanent mount - Screw down
- For use on a flat or curved panel top cap
- Minimum top cap width - 0.875"
- Kits include 2 or 4 Square Mount kits depending on width of panel
- Use with Stackers and Stackers Flush Mount



## Square Adhesive Mount (SSQ.R)

- For use with Clear & Frosted Acrylic and 3/8" (9mm) acoustic EchoScape™ panels
- Adhesive is used to attach metal plate to flat top cap
- Minimum top cap width - 1.625"
- Kits include 2 or 4 Square Mount kits depending on width of Stacker panel
- Use with Stackers and Stackers Flush Mount



## Double Square Mount (SDSQ)

- For use with Stacker Flush Mount for glass workstation panels only
- Clamp can be used on materials that are 0.220" to 0.390" thick material
- Kits include 2 or 3 Double Square Mount



## Invisible Mount (IM)

- For use with 3/4" (18mm) acoustic EchoScape™ only
- Permanent mount - Screw down
- For use on a flat workstation top cap only
- Mounting locations on EchoScape™ panel are preset and posts slide into panel for invisible mount
- Minimum top cap width - 0.75"
- Kits include 2 or 4 Invisible Mount kits depending on width of panel



## Invisible Adhesive Mount (SIM.R)

- For use with 3/4" (18mm) acoustic EchoScape™ only
- For use on a flat top cap
- Adhesive is used to attach metal plate to top cap
- Mounting locations on EchoScape™ panel are preset and posts slide into panel for invisible mount
- Minimum workstation trim width for Invisible Mount usage - 1.625"
- Kits include 2 or 4 Invisible Mount kits depending on width of panel




# STACKERS™ - FROSTED ACRYLIC

## STACKERS™ Frosted Acrylic (STK-FRO)



Shown with Tower Mount (STW2)



Shown with Tower Mount (STW4)

### MOUNTING OPTIONS

Width	Height	STK-FRO	Tower Mount (STW)	Tower Adhesive Mount (STW.R)	Tower Magnet Mount (STW.M)	Tower Small Clamp-On Mount (STW.CS)	Tower Medium Clamp-On Mount (STW.CM)	Tower Large Clamp-On Mount (STW.CL)	Square Mount (SSQ)	Square Adhesive Mount (SSQ.R)	Qty of Clamps	Weight (lbs)
		List Price										
24"	12"	\$127	+\$40	+\$70	+\$92	+\$84	+\$84	+\$84	+\$40	+\$70	2	4
24"	16"	\$150	+\$40	+\$70	+\$92	+\$84	+\$84	+\$84	+\$40	+\$70	2	5
24"	18"	\$173	+\$40	+\$70	+\$92	+\$84	+\$84	+\$84	+\$40	+\$70	2	6
24"	24"	\$207	+\$40	+\$70	+\$92	+\$84	+\$84	+\$84	+\$40	+\$70	2	7
24"	30"	\$241	+\$40	N/A	N/A	+\$84	+\$84	+\$84	+\$40	N/A	2	9
30"	12"	\$150	+\$40	+\$70	+\$92	+\$84	+\$84	+\$84	+\$40	+\$70	2	5
30"	16"	\$184	+\$40	+\$70	+\$92	+\$84	+\$84	+\$84	+\$40	+\$70	2	6
30"	18"	\$201	+\$40	+\$70	+\$92	+\$84	+\$84	+\$84	+\$40	+\$70	2	7
30"	24"	\$259	+\$40	+\$70	+\$92	+\$84	+\$84	+\$84	+\$40	+\$70	2	9
30"	30"	\$327	+\$40	N/A	N/A	+\$84	+\$84	+\$84	+\$40	N/A	2	10
36"	12"	\$167	+\$40	+\$70	+\$92	+\$84	+\$84	+\$84	+\$40	+\$70	2	6
36"	16"	\$207	+\$40	+\$70	+\$92	+\$84	+\$84	+\$84	+\$40	+\$70	2	7
36"	18"	\$236	+\$40	+\$70	+\$92	+\$84	+\$84	+\$84	+\$40	+\$70	2	8
36"	24"	\$282	+\$40	+\$70	+\$92	+\$84	+\$84	+\$84	+\$40	+\$70	2	10
36"	30"	\$338	+\$40	N/A	N/A	+\$84	+\$84	+\$84	+\$40	N/A	2	12
42"	12"	\$196	+\$40	+\$70	+\$92	+\$84	+\$84	+\$84	+\$40	+\$70	2	6
42"	16"	\$241	+\$40	+\$70	+\$92	+\$84	+\$84	+\$84	+\$40	+\$70	2	8
42"	18"	\$275	+\$40	+\$70	+\$92	+\$84	+\$84	+\$84	+\$40	+\$70	2	9
42"	24"	\$367	+\$40	+\$70	+\$92	+\$84	+\$84	+\$84	+\$40	+\$70	2	11
42"	30"	\$425	+\$40	N/A	N/A	+\$84	+\$84	+\$84	+\$40	N/A	2	14
48"	12"	\$213	+\$40	+\$70	+\$92	+\$84	+\$84	+\$84	+\$40	+\$70	2	7
48"	16"	\$259	+\$40	+\$70	+\$92	+\$84	+\$84	+\$84	+\$40	+\$70	2	9
48"	18"	\$305	+\$40	+\$70	+\$92	+\$84	+\$84	+\$84	+\$40	+\$70	2	10
48"	24"	\$373	+\$40	+\$70	+\$92	+\$84	+\$84	+\$84	+\$40	+\$70	2	13
48"	30"	\$435	+\$40	N/A	N/A	+\$84	+\$84	+\$84	+\$40	N/A	2	16
54"	12"	\$224	+\$40	+\$70	+\$92	+\$84	+\$84	+\$84	+\$40	+\$70	2	8
54"	16"	\$287	+\$40	+\$70	+\$92	+\$84	+\$84	+\$84	+\$40	+\$70	2	10
54"	18"	\$333	+\$40	+\$70	+\$92	+\$84	+\$84	+\$84	+\$40	+\$70	2	11
54"	24"	\$384	+\$40	+\$70	+\$92	+\$84	+\$84	+\$84	+\$40	+\$70	2	14
54"	30"	\$602	+\$40	N/A	N/A	+\$84	+\$84	+\$84	+\$40	N/A	2	18
60"	12"	\$264	+\$80	+\$140	+\$184	+\$168	+\$168	+\$168	+\$80	+\$140	4	9
60"	16"	\$338	+\$80	+\$140	+\$184	+\$168	+\$168	+\$168	+\$80	+\$140	4	11
60"	18"	\$373	+\$80	+\$140	+\$184	+\$168	+\$168	+\$168	+\$80	+\$140	4	13
60"	24"	\$493	+\$80	+\$140	+\$184	+\$168	+\$168	+\$168	+\$80	+\$140	4	16
60"	30"	\$608	+\$80	N/A	N/A	+\$168	+\$168	+\$168	+\$80	N/A	4	20
66"	12"	\$270	+\$80	+\$140	+\$184	+\$168	+\$168	+\$168	+\$80	+\$140	4	10
66"	16"	\$344	+\$80	+\$140	+\$184	+\$168	+\$168	+\$168	+\$80	+\$140	4	12
66"	18"	\$379	+\$80	+\$140	+\$184	+\$168	+\$168	+\$168	+\$80	+\$140	4	14
66"	24"	\$499	+\$80	+\$140	+\$184	+\$168	+\$168	+\$168	+\$80	+\$140	4	18
66"	30"	\$619	+\$80	N/A	N/A	+\$168	+\$168	+\$168	+\$80	N/A	4	22
72"	12"	\$293	+\$80	+\$140	+\$184	+\$168	+\$168	+\$168	+\$80	+\$140	4	11
72"	16"	\$350	+\$80	+\$140	+\$184	+\$168	+\$168	+\$168	+\$80	+\$140	4	13
72"	18"	\$430	+\$80	+\$140	+\$184	+\$168	+\$168	+\$168	+\$80	+\$140	4	15
72"	24"	\$511	+\$80	+\$140	+\$184	+\$168	+\$168	+\$168	+\$80	+\$140	4	19
72"	30"	\$625	+\$80	N/A	N/A	+\$168	+\$168	+\$168	+\$80	N/A	4	23

NOTE: Frosted Acrylic .25" thick with smooth edges  
 All pricing in USD Frosted Acrylic is fabricated from 100% virgin material  
 Acrylic is frosted on both sides of panel



# STACKERS™ FLUSH MOUNT - FROSTED ACRYLIC



Top corners radius cut  
(STKN-FRO)



Top corners 90° cut  
(STKNS-FRO)

## STACKERS™ FLUSH MOUNT Frosted Acrylic (STKN-FRO and STKNS-FRO)

### MOUNTING OPTIONS

Width	Height	STKN-FRO and STKNS-FRO	Tower Mount (STW)	Tower Adhesive Mount (STW.R)	Tower Magnet Mount (STW.M)	Tower Small Clamp-On Mount (STW.CS)	Tower Medium Clamp-On Mount (STW.CM)	Tower Large Clamp-On Mount (STW.CL)	Square Mount (SSQ)	Square Adhesive Mount (SSQ.R)	Qty of Clamps	Weight (lbs)
		List Price										
24"	11.5"	\$127	+\$40	+\$70	+\$92	+\$84	+\$84	+\$84	+\$40	+\$70	2	4
24"	15.5"	\$150	+\$40	+\$70	+\$92	+\$84	+\$84	+\$84	+\$40	+\$70	2	5
24"	17.5"	\$173	+\$40	+\$70	+\$92	+\$84	+\$84	+\$84	+\$40	+\$70	2	6
24"	23.5"	\$207	+\$40	+\$70	+\$92	+\$84	+\$84	+\$84	+\$40	+\$70	2	7
24"	29.5"	\$241	+\$40	N/A	N/A	+\$84	+\$84	+\$84	+\$40	N/A	2	9
30"	11.5"	\$150	+\$40	+\$70	+\$92	+\$84	+\$84	+\$84	+\$40	+\$70	2	5
30"	15.5"	\$184	+\$40	+\$70	+\$92	+\$84	+\$84	+\$84	+\$40	+\$70	2	6
30"	17.5"	\$201	+\$40	+\$70	+\$92	+\$84	+\$84	+\$84	+\$40	+\$70	2	7
30"	23.5"	\$259	+\$40	+\$70	+\$92	+\$84	+\$84	+\$84	+\$40	+\$70	2	9
30"	29.5"	\$327	+\$40	N/A	N/A	+\$84	+\$84	+\$84	+\$40	N/A	2	10
36"	11.5"	\$167	+\$40	+\$70	+\$92	+\$84	+\$84	+\$84	+\$40	+\$70	2	6
36"	15.5"	\$207	+\$40	+\$70	+\$92	+\$84	+\$84	+\$84	+\$40	+\$70	2	7
36"	17.5"	\$236	+\$40	+\$70	+\$92	+\$84	+\$84	+\$84	+\$40	+\$70	2	8
36"	23.5"	\$282	+\$40	+\$70	+\$92	+\$84	+\$84	+\$84	+\$40	+\$70	2	10
36"	29.5"	\$338	+\$40	N/A	N/A	+\$84	+\$84	+\$84	+\$40	N/A	2	12
42"	11.5"	\$196	+\$40	+\$70	+\$92	+\$84	+\$84	+\$84	+\$40	+\$70	2	6
42"	15.5"	\$241	+\$40	+\$70	+\$92	+\$84	+\$84	+\$84	+\$40	+\$70	2	8
42"	17.5"	\$275	+\$40	+\$70	+\$92	+\$84	+\$84	+\$84	+\$40	+\$70	2	9
42"	23.5"	\$367	+\$40	+\$70	+\$92	+\$84	+\$84	+\$84	+\$40	+\$70	2	11
42"	29.5"	\$425	+\$40	N/A	N/A	+\$84	+\$84	+\$84	+\$40	N/A	2	14
48"	11.5"	\$213	+\$40	+\$70	+\$92	+\$84	+\$84	+\$84	+\$40	+\$70	2	7
48"	15.5"	\$259	+\$40	+\$70	+\$92	+\$84	+\$84	+\$84	+\$40	+\$70	2	9
48"	17.5"	\$305	+\$40	+\$70	+\$92	+\$84	+\$84	+\$84	+\$40	+\$70	2	10
48"	23.5"	\$373	+\$40	+\$70	+\$92	+\$84	+\$84	+\$84	+\$40	+\$70	2	13
48"	29.5"	\$435	+\$40	N/A	N/A	+\$84	+\$84	+\$84	+\$40	N/A	2	16
54"	11.5"	\$224	+\$40	+\$70	+\$92	+\$84	+\$84	+\$84	+\$40	+\$70	2	8
54"	15.5"	\$287	+\$40	+\$70	+\$92	+\$84	+\$84	+\$84	+\$40	+\$70	2	10
54"	17.5"	\$333	+\$40	+\$70	+\$92	+\$84	+\$84	+\$84	+\$40	+\$70	2	11
54"	23.5"	\$384	+\$40	+\$70	+\$92	+\$84	+\$84	+\$84	+\$40	+\$70	2	14
54"	29.5"	\$602	+\$40	N/A	N/A	+\$84	+\$84	+\$84	+\$40	N/A	2	18
60"	11.5"	\$264	+\$80	+\$140	+\$184	+\$168	+\$168	+\$168	+\$80	+\$140	4	9
60"	15.5"	\$338	+\$80	+\$140	+\$184	+\$168	+\$168	+\$168	+\$80	+\$140	4	11
60"	17.5"	\$373	+\$80	+\$140	+\$184	+\$168	+\$168	+\$168	+\$80	+\$140	4	13
60"	23.5"	\$493	+\$80	+\$140	+\$184	+\$168	+\$168	+\$168	+\$80	+\$140	4	16
60"	29.5"	\$608	+\$80	N/A	N/A	+\$168	+\$168	+\$168	+\$80	N/A	4	20
66"	11.5"	\$270	+\$80	+\$140	+\$184	+\$168	+\$168	+\$168	+\$80	+\$140	4	10
66"	15.5"	\$344	+\$80	+\$140	+\$184	+\$168	+\$168	+\$168	+\$80	+\$140	4	12
66"	17.5"	\$379	+\$80	+\$140	+\$184	+\$168	+\$168	+\$168	+\$80	+\$140	4	14
66"	23.5"	\$499	+\$80	+\$140	+\$184	+\$168	+\$168	+\$168	+\$80	+\$140	4	18
66"	29.5"	\$619	+\$80	N/A	N/A	+\$168	+\$168	+\$168	+\$80	N/A	4	22
72"	11.5"	\$293	+\$80	+\$140	+\$184	+\$168	+\$168	+\$168	+\$80	+\$140	4	11
72"	15.5"	\$350	+\$80	+\$140	+\$184	+\$168	+\$168	+\$168	+\$80	+\$140	4	13
72"	17.5"	\$430	+\$80	+\$140	+\$184	+\$168	+\$168	+\$168	+\$80	+\$140	4	15
72"	23.5"	\$511	+\$80	+\$140	+\$184	+\$168	+\$168	+\$168	+\$80	+\$140	4	19
72"	29.5"	\$625	+\$80	N/A	N/A	+\$168	+\$168	+\$168	+\$80	N/A	4	23

NOTE: Frosted Acrylic .25" thick with smooth edges  
 All pricing in USD Frosted Acrylic is fabricated from 100% virgin material  
 Acrylic is frosted on both sides of panel

# STACKERS™ FLUSH MOUNT FOR GLASS WORKSTATION PANELS- FROSTED ACRYLIC

## STACKERS™ FLUSH MOUNT FOR GLASS WORKSTATION PANELS

Frosted Acrylic  
(STGS-FRO)

Width	Height	STGS-FRO List Price	MOUNTING OPTION		
			Double Square Mount (SDSQ2)	Qty of Clamps	Weight (lbs)
24"	11.5"	<b>\$127</b>	+\$80	2	4
24"	15.5"	<b>\$150</b>	+\$80	2	5
24"	17.5"	<b>\$173</b>	+\$80	2	6
24"	23.5"	<b>\$207</b>	+\$80	2	7
24"	29.5"	<b>\$241</b>	+\$80	2	9
30"	11.5"	<b>\$150</b>	+\$80	2	5
30"	15.5"	<b>\$184</b>	+\$80	2	6
30"	17.5"	<b>\$201</b>	+\$80	2	7
30"	23.5"	<b>\$259</b>	+\$80	2	9
30"	29.5"	<b>\$327</b>	+\$80	2	10
36"	11.5"	<b>\$167</b>	+\$80	2	6
36"	15.5"	<b>\$207</b>	+\$80	2	7
36"	17.5"	<b>\$236</b>	+\$80	2	8
36"	23.5"	<b>\$282</b>	+\$80	2	10
36"	29.5"	<b>\$338</b>	+\$80	2	12
42"	11.5"	<b>\$196</b>	+\$80	2	6
42"	15.5"	<b>\$241</b>	+\$80	2	8
42"	17.5"	<b>\$275</b>	+\$80	2	9
42"	23.5"	<b>\$367</b>	+\$80	2	11
42"	29.5"	<b>\$425</b>	+\$80	2	14
48"	11.5"	<b>\$213</b>	+\$80	2	7
48"	15.5"	<b>\$259</b>	+\$80	2	9
48"	17.5"	<b>\$305</b>	+\$80	2	10
48"	23.5"	<b>\$373</b>	+\$80	2	13
48"	29.5"	<b>\$435</b>	+\$80	2	16
54"	11.5"	<b>\$224</b>	+\$80	2	8
54"	15.5"	<b>\$287</b>	+\$80	2	10
54"	17.5"	<b>\$333</b>	+\$80	2	11
54"	23.5"	<b>\$384</b>	+\$80	2	14
54"	29.5"	<b>\$602</b>	+\$80	2	18
60"	11.5"	<b>\$264</b>	+\$120	3	9
60"	15.5"	<b>\$338</b>	+\$120	3	11
60"	17.5"	<b>\$373</b>	+\$120	3	13
60"	23.5"	<b>\$493</b>	+\$120	3	16
60"	29.5"	<b>\$608</b>	+\$120	3	20
66"	11.5"	<b>\$270</b>	+\$120	3	10
66"	15.5"	<b>\$344</b>	+\$120	3	12
66"	17.5"	<b>\$379</b>	+\$120	3	14
66"	23.5"	<b>\$499</b>	+\$120	3	18
66"	29.5"	<b>\$619</b>	+\$120	3	22
72"	11.5"	<b>\$293</b>	+\$120	3	11
72"	15.5"	<b>\$350</b>	+\$120	3	13
72"	17.5"	<b>\$430</b>	+\$120	3	15
72"	23.5"	<b>\$511</b>	+\$120	3	19
72"	29.5"	<b>\$625</b>	+\$120	3	23



Stackers™ Flush Mount for Glass  
Workstation Panels  
(STGS-FRO)



Stackers™ Flush Mount for Glass  
Workstation Panels  
(STGS-FRO)

NOTE: Frosted Acrylic .25" thick with smooth edges  
Frosted Acrylic is fabricated from 100% virgin material  
Acrylic is frosted on both sides of panel

All pricing in USD



# STACKERS™ - CLEAR ACRYLIC

## STACKERS™ Clear Acrylic (CLR)



Shown with  
Tower Mount (STW4)

### MOUNTING OPTIONS

Width	Height	STK-CLR	Tower Mount (STW)	Tower Adhesive Mount (STW.R)	Tower Magnet Mount (STW.M)	Tower Small Clamp-On Mount (STW.CS)	Tower Medium Clamp-On Mount (STW.CM)	Tower Large Clamp-On Mount (STW.CL)	Square Mount (SSQ)	Square Adhesive Mount (SSQ.R)	Qty of Clamps	Weight (lbs)
		List Price										
24"	12"	\$120	+\$40	+\$70	+\$92	+\$84	+\$84	+\$84	+\$40	+\$70	2	4
24"	16"	\$142	+\$40	+\$70	+\$92	+\$84	+\$84	+\$84	+\$40	+\$70	2	5
24"	18"	\$169	+\$40	+\$70	+\$92	+\$84	+\$84	+\$84	+\$40	+\$70	2	6
24"	24"	\$197	+\$40	+\$70	+\$92	+\$84	+\$84	+\$84	+\$40	+\$70	2	7
24"	30"	\$360	+\$40	N/A	N/A	+\$84	+\$84	+\$84	+\$40	N/A	2	9
30"	12"	\$142	+\$40	+\$70	+\$92	+\$84	+\$84	+\$84	+\$40	+\$70	2	5
30"	16"	\$175	+\$40	+\$70	+\$92	+\$84	+\$84	+\$84	+\$40	+\$70	2	6
30"	18"	\$191	+\$40	+\$70	+\$92	+\$84	+\$84	+\$84	+\$40	+\$70	2	7
30"	24"	\$257	+\$40	+\$70	+\$92	+\$84	+\$84	+\$84	+\$40	+\$70	2	9
30"	30"	\$436	+\$40	N/A	N/A	+\$84	+\$84	+\$84	+\$40	N/A	2	10
36"	12"	\$159	+\$40	+\$70	+\$92	+\$84	+\$84	+\$84	+\$40	+\$70	2	6
36"	16"	\$197	+\$40	+\$70	+\$92	+\$84	+\$84	+\$84	+\$40	+\$70	2	7
36"	18"	\$246	+\$40	+\$70	+\$92	+\$84	+\$84	+\$84	+\$40	+\$70	2	8
36"	24"	\$349	+\$40	+\$70	+\$92	+\$84	+\$84	+\$84	+\$40	+\$70	2	10
36"	30"	\$442	+\$40	N/A	N/A	+\$84	+\$84	+\$84	+\$40	N/A	2	12
42"	12"	\$186	+\$40	+\$70	+\$92	+\$84	+\$84	+\$84	+\$40	+\$70	2	6
42"	16"	\$229	+\$40	+\$70	+\$92	+\$84	+\$84	+\$84	+\$40	+\$70	2	8
42"	18"	\$262	+\$40	+\$70	+\$92	+\$84	+\$84	+\$84	+\$40	+\$70	2	9
42"	24"	\$355	+\$40	+\$70	+\$92	+\$84	+\$84	+\$84	+\$40	+\$70	2	11
42"	30"	\$453	+\$40	N/A	N/A	+\$84	+\$84	+\$84	+\$40	N/A	2	14
48"	12"	\$284	+\$40	+\$70	+\$92	+\$84	+\$84	+\$84	+\$40	+\$70	2	7
48"	16"	\$366	+\$40	+\$70	+\$92	+\$84	+\$84	+\$84	+\$40	+\$70	2	9
48"	18"	\$507	+\$40	+\$70	+\$92	+\$84	+\$84	+\$84	+\$40	+\$70	2	10
48"	24"	\$518	+\$40	+\$70	+\$92	+\$84	+\$84	+\$84	+\$40	+\$70	2	13
48"	30"	\$954	+\$40	N/A	N/A	+\$84	+\$84	+\$84	+\$40	N/A	2	16
54"	12"	\$289	+\$40	+\$70	+\$92	+\$84	+\$84	+\$84	+\$40	+\$70	2	8
54"	16"	\$371	+\$40	+\$70	+\$92	+\$84	+\$84	+\$84	+\$40	+\$70	2	10
54"	18"	\$513	+\$40	+\$70	+\$92	+\$84	+\$84	+\$84	+\$40	+\$70	2	11
54"	24"	\$529	+\$40	+\$70	+\$92	+\$84	+\$84	+\$84	+\$40	+\$70	2	14
54"	30"	\$965	+\$40	N/A	N/A	+\$84	+\$84	+\$84	+\$40	N/A	2	18
60"	12"	\$295	+\$80	+\$140	+\$184	+\$168	+\$168	+\$168	+\$80	+\$140	4	9
60"	16"	\$377	+\$80	+\$140	+\$184	+\$168	+\$168	+\$168	+\$80	+\$140	4	11
60"	18"	\$518	+\$80	+\$140	+\$184	+\$168	+\$168	+\$168	+\$80	+\$140	4	13
60"	24"	\$535	+\$80	+\$140	+\$184	+\$168	+\$168	+\$168	+\$80	+\$140	4	16
60"	30"	\$971	+\$80	N/A	N/A	+\$168	+\$168	+\$168	+\$80	N/A	4	20
66"	12"	\$300	+\$80	+\$140	+\$184	+\$168	+\$168	+\$168	+\$80	+\$140	4	10
66"	16"	\$382	+\$80	+\$140	+\$184	+\$168	+\$168	+\$168	+\$80	+\$140	4	12
66"	18"	\$529	+\$80	+\$140	+\$184	+\$168	+\$168	+\$168	+\$80	+\$140	4	14
66"	24"	\$540	+\$80	+\$140	+\$184	+\$168	+\$168	+\$168	+\$80	+\$140	4	18
66"	30"	\$981	+\$80	N/A	N/A	+\$168	+\$168	+\$168	+\$80	N/A	4	22
72"	12"	\$306	+\$80	+\$140	+\$184	+\$168	+\$168	+\$168	+\$80	+\$140	4	11
72"	16"	\$382	+\$80	+\$140	+\$184	+\$168	+\$168	+\$168	+\$80	+\$140	4	13
72"	18"	\$529	+\$80	+\$140	+\$184	+\$168	+\$168	+\$168	+\$80	+\$140	4	15
72"	24"	\$545	+\$80	+\$140	+\$184	+\$168	+\$168	+\$168	+\$80	+\$140	4	19
72"	30"	\$987	+\$80	N/A	N/A	+\$168	+\$168	+\$168	+\$80	N/A	4	23

NOTE: Clear Acrylic .25" thick with smooth edges  
All pricing in USD Clear Acrylic is fabricated from 100% virgin material

# STACKERS™ FLUSH MOUNT - CLEAR ACRYLIC



Top corners radius cut  
(STKN-CLR)



Top corners 90° cut  
(STKNS-CLR)

## STACKERS™ FLUSH MOUNT Clear Acrylic (STKN-CLR and STKNS-CLR)

### MOUNTING OPTIONS

Width	Height	STKN-CLR and STKNS-CLR	Tower Mount (STW)	Tower Adhesive Mount (STW.R)	Tower Magnet Mount (STW.M)	Tower Small Clamp-On Mount (STW.CS)	Tower Medium Clamp-On Mount (STW.CM)	Tower Large Clamp-On Mount (STW.CL)	Square Mount (SSQ)	Square Adhesive Mount (SSQ.R)	Qty of Clamps	Weight (lbs)
		List Price										
24"	11.5"	\$120	+\$40	+\$70	+\$92	+\$84	+\$84	+\$84	+\$40	+\$70	2	4
24"	15.5"	\$142	+\$40	+\$70	+\$92	+\$84	+\$84	+\$84	+\$40	+\$70	2	5
24"	17.5"	\$169	+\$40	+\$70	+\$92	+\$84	+\$84	+\$84	+\$40	+\$70	2	6
24"	23.5"	\$197	+\$40	+\$70	+\$92	+\$84	+\$84	+\$84	+\$40	+\$70	2	7
24"	29.5"	\$360	+\$40	N/A	N/A	+\$84	+\$84	+\$84	+\$40	N/A	2	9
30"	11.5"	\$142	+\$40	+\$70	+\$92	+\$84	+\$84	+\$84	+\$40	+\$70	2	5
30"	15.5"	\$175	+\$40	+\$70	+\$92	+\$84	+\$84	+\$84	+\$40	+\$70	2	6
30"	17.5"	\$191	+\$40	+\$70	+\$92	+\$84	+\$84	+\$84	+\$40	+\$70	2	7
30"	23.5"	\$257	+\$40	+\$70	+\$92	+\$84	+\$84	+\$84	+\$40	+\$70	2	9
30"	29.5"	\$436	+\$40	N/A	N/A	+\$84	+\$84	+\$84	+\$40	N/A	2	10
36"	11.5"	\$159	+\$40	+\$70	+\$92	+\$84	+\$84	+\$84	+\$40	+\$70	2	6
36"	15.5"	\$197	+\$40	+\$70	+\$92	+\$84	+\$84	+\$84	+\$40	+\$70	2	7
36"	17.5"	\$246	+\$40	+\$70	+\$92	+\$84	+\$84	+\$84	+\$40	+\$70	2	8
36"	23.5"	\$349	+\$40	+\$70	+\$92	+\$84	+\$84	+\$84	+\$40	+\$70	2	10
36"	29.5"	\$442	+\$40	N/A	N/A	+\$84	+\$84	+\$84	+\$40	N/A	2	12
42"	11.5"	\$186	+\$40	+\$70	+\$92	+\$84	+\$84	+\$84	+\$40	+\$70	2	6
42"	15.5"	\$229	+\$40	+\$70	+\$92	+\$84	+\$84	+\$84	+\$40	+\$70	2	8
42"	17.5"	\$262	+\$40	+\$70	+\$92	+\$84	+\$84	+\$84	+\$40	+\$70	2	9
42"	23.5"	\$355	+\$40	+\$70	+\$92	+\$84	+\$84	+\$84	+\$40	+\$70	2	11
42"	29.5"	\$453	+\$40	N/A	N/A	+\$84	+\$84	+\$84	+\$40	N/A	2	14
48"	11.5"	\$284	+\$40	+\$70	+\$92	+\$84	+\$84	+\$84	+\$40	+\$70	2	7
48"	15.5"	\$366	+\$40	+\$70	+\$92	+\$84	+\$84	+\$84	+\$40	+\$70	2	9
48"	17.5"	\$507	+\$40	+\$70	+\$92	+\$84	+\$84	+\$84	+\$40	+\$70	2	10
48"	23.5"	\$518	+\$40	+\$70	+\$92	+\$84	+\$84	+\$84	+\$40	+\$70	2	13
48"	29.5"	\$954	+\$40	N/A	N/A	+\$84	+\$84	+\$84	+\$40	N/A	2	16
54"	11.5"	\$289	+\$40	+\$70	+\$92	+\$84	+\$84	+\$84	+\$40	+\$70	2	8
54"	15.5"	\$371	+\$40	+\$70	+\$92	+\$84	+\$84	+\$84	+\$40	+\$70	2	10
54"	17.5"	\$513	+\$40	+\$70	+\$92	+\$84	+\$84	+\$84	+\$40	+\$70	2	11
54"	23.5"	\$529	+\$40	+\$70	+\$92	+\$84	+\$84	+\$84	+\$40	+\$70	2	14
54"	29.5"	\$965	+\$40	N/A	N/A	+\$84	+\$84	+\$84	+\$40	N/A	2	18
60"	11.5"	\$295	+\$80	+\$140	+\$184	+\$168	+\$168	+\$168	+\$80	+\$140	4	9
60"	15.5"	\$377	+\$80	+\$140	+\$184	+\$168	+\$168	+\$168	+\$80	+\$140	4	11
60"	17.5"	\$518	+\$80	+\$140	+\$184	+\$168	+\$168	+\$168	+\$80	+\$140	4	13
60"	23.5"	\$535	+\$80	+\$140	+\$184	+\$168	+\$168	+\$168	+\$80	+\$140	4	16
60"	29.5"	\$971	+\$80	N/A	N/A	+\$168	+\$168	+\$168	+\$80	N/A	4	20
66"	11.5"	\$300	+\$80	+\$140	+\$184	+\$168	+\$168	+\$168	+\$80	+\$140	4	10
66"	15.5"	\$382	+\$80	+\$140	+\$184	+\$168	+\$168	+\$168	+\$80	+\$140	4	12
66"	17.5"	\$529	+\$80	+\$140	+\$184	+\$168	+\$168	+\$168	+\$80	+\$140	4	14
66"	23.5"	\$540	+\$80	+\$140	+\$184	+\$168	+\$168	+\$168	+\$80	+\$140	4	18
66"	29.5"	\$981	+\$80	N/A	N/A	+\$168	+\$168	+\$168	+\$80	N/A	4	22
72"	11.5"	\$306	+\$80	+\$140	+\$184	+\$168	+\$168	+\$168	+\$80	+\$140	4	11
72"	15.5"	\$382	+\$80	+\$140	+\$184	+\$168	+\$168	+\$168	+\$80	+\$140	4	13
72"	17.5"	\$529	+\$80	+\$140	+\$184	+\$168	+\$168	+\$168	+\$80	+\$140	4	15
72"	23.5"	\$545	+\$80	+\$140	+\$184	+\$168	+\$168	+\$168	+\$80	+\$140	4	19
72"	29.5"	\$987	+\$80	N/A	N/A	+\$168	+\$168	+\$168	+\$80	N/A	4	23

NOTE:

Clear Acrylic .25" thick with smooth edges

All pricing in USD


Clear Acrylic is fabricated from 100% virgin material

# STACKERS™ FLUSH MOUNT FOR GLASS WORKSTATION PANELS- CLEAR ACRYLIC

## STACKERS™ FLUSH MOUNT FOR GLASS WORKSTATION PANELS

Clear Acrylic  
(STGS-CLR)

Width	Height	STGS-CLR List Price	MOUNTING OPTION		
			Double Square Mount (SDSQ2)	Qty of Clamps	Weight (lbs)
24"	11.5"	\$120	+\$80	2	4
24"	15.5"	\$142	+\$80	2	5
24"	17.5"	\$169	+\$80	2	6
24"	23.5"	\$197	+\$80	2	7
24"	29.5"	\$360	+\$80	2	9
30"	11.5"	\$142	+\$80	2	5
30"	15.5"	\$175	+\$80	2	6
30"	17.5"	\$191	+\$80	2	7
30"	23.5"	\$257	+\$80	2	9
30"	29.5"	\$436	+\$80	2	10
36"	11.5"	\$159	+\$80	2	6
36"	15.5"	\$197	+\$80	2	7
36"	17.5"	\$246	+\$80	2	8
36"	23.5"	\$349	+\$80	2	10
36"	29.5"	\$442	+\$80	2	12
42"	11.5"	\$186	+\$80	2	6
42"	15.5"	\$229	+\$80	2	8
42"	17.5"	\$262	+\$80	2	9
42"	23.5"	\$355	+\$80	2	11
42"	29.5"	\$453	+\$80	2	14
48"	11.5"	\$284	+\$80	2	7
48"	15.5"	\$366	+\$80	2	9
48"	17.5"	\$507	+\$80	2	10
48"	23.5"	\$518	+\$80	2	13
48"	29.5"	\$954	+\$80	2	16
54"	11.5"	\$289	+\$80	2	8
54"	15.5"	\$371	+\$80	2	10
54"	17.5"	\$513	+\$80	2	11
54"	23.5"	\$529	+\$80	2	14
54"	29.5"	\$965	+\$80	2	18
60"	11.5"	\$295	+\$120	3	9
60"	15.5"	\$377	+\$120	3	11
60"	17.5"	\$518	+\$120	3	13
60"	23.5"	\$535	+\$120	3	16
60"	29.5"	\$971	+\$120	3	20
66"	11.5"	\$300	+\$120	3	10
66"	15.5"	\$382	+\$120	3	12
66"	17.5"	\$529	+\$120	3	14
66"	23.5"	\$540	+\$120	3	18
66"	29.5"	\$981	+\$120	3	22
72"	11.5"	\$306	+\$120	3	11
72"	15.5"	\$382	+\$120	3	13
72"	17.5"	\$529	+\$120	3	15
72"	23.5"	\$545	+\$120	3	19
72"	29.5"	\$987	+\$120	3	23



Stackers™ Flush Mount for Glass Workstation Panels (STGS-CLR)



Stackers™ Flush Mount for Glass Workstation Panels (STGS-CLR)

NOTE: Clear Acrylic .25" thick with smooth edges  
All pricing in USD Clear Acrylic is fabricated from 100% virgin material

# STACKERS - ECHOSCAPE™ 3/8" (9MM)

## STACKERS™

EchoScape™ 3/8" (9mm)  
(PE9)

See pages 19-20 for Banner  
Design Cutout Options



Shown with Square Mount (SSQ2)



Shown with Square Mount (SSQ4)

### MOUNTING OPTIONS

		STK-PE9		Tower Mount (STW)	Tower Adhesive Mount (STW.R)	Tower Magnet Mount (STW.M)	Tower Small Clamp-On Mount (STW.CS)	Tower Medium Clamp-On Mount (STW.CM)	Tower Large Clamp-On Mount (STW.CL)	Square Mount (SSQ)	Square Adhesive Mount (SSQ.R)	Qty of Clamps	Weight (lbs)
Width	Height	List Price	Banner Design Cutout (optional)										
24"	12"	\$120	+ \$33	+\$40	+\$70	+\$92	+\$84	+\$84	+\$84	+\$40	+\$70	2	2
24"	16"	\$131	+ \$33	+\$40	+\$70	+\$92	+\$84	+\$84	+\$84	+\$40	+\$70	2	3
24"	18"	\$148	+ \$33	+\$40	+\$70	+\$92	+\$84	+\$84	+\$84	+\$40	+\$70	2	3
24"	24"	\$169	+ \$33	+\$40	+\$70	+\$92	+\$84	+\$84	+\$84	+\$40	+\$70	2	3
24"	30"	\$213	+ \$33	+\$40	+\$70	+\$92	+\$84	+\$84	+\$84	+\$40	+\$70	2	4
30"	12"	\$131	+ \$44	+\$40	+\$70	+\$92	+\$84	+\$84	+\$84	+\$40	+\$70	2	3
30"	16"	\$153	+ \$44	+\$40	+\$70	+\$92	+\$84	+\$84	+\$84	+\$40	+\$70	2	3
30"	18"	\$169	+ \$44	+\$40	+\$70	+\$92	+\$84	+\$84	+\$84	+\$40	+\$70	2	3
30"	24"	\$180	+ \$44	+\$40	+\$70	+\$92	+\$84	+\$84	+\$84	+\$40	+\$70	2	4
30"	30"	\$224	+ \$44	+\$40	+\$70	+\$92	+\$84	+\$84	+\$84	+\$40	+\$70	2	5
36"	12"	\$153	+ \$44	+\$40	+\$70	+\$92	+\$84	+\$84	+\$84	+\$40	+\$70	2	3
36"	16"	\$169	+ \$44	+\$40	+\$70	+\$92	+\$84	+\$84	+\$84	+\$40	+\$70	2	3
36"	18"	\$191	+ \$44	+\$40	+\$70	+\$92	+\$84	+\$84	+\$84	+\$40	+\$70	2	4
36"	24"	\$224	+ \$44	+\$40	+\$70	+\$92	+\$84	+\$84	+\$84	+\$40	+\$70	2	4
36"	30"	\$235	+ \$44	+\$40	+\$70	+\$92	+\$84	+\$84	+\$84	+\$40	+\$70	2	5
42"	12"	\$164	+ \$55	+\$40	+\$70	+\$92	+\$84	+\$84	+\$84	+\$40	+\$70	2	3
42"	16"	\$186	+ \$55	+\$40	+\$70	+\$92	+\$84	+\$84	+\$84	+\$40	+\$70	2	4
42"	18"	\$208	+ \$55	+\$40	+\$70	+\$92	+\$84	+\$84	+\$84	+\$40	+\$70	2	4
42"	24"	\$235	+ \$55	+\$40	+\$70	+\$92	+\$84	+\$84	+\$84	+\$40	+\$70	2	5
42"	30"	\$240	+ \$55	+\$40	+\$70	+\$92	+\$84	+\$84	+\$84	+\$40	+\$70	2	6
48"	12"	\$197	+ \$55	+\$40	+\$70	+\$92	+\$84	+\$84	+\$84	+\$40	+\$70	2	3
48"	16"	\$235	+ \$55	+\$40	+\$70	+\$92	+\$84	+\$84	+\$84	+\$40	+\$70	2	4
48"	18"	\$284	+ \$55	+\$40	+\$70	+\$92	+\$84	+\$84	+\$84	+\$40	+\$70	2	4
48"	24"	\$300	+ \$55	+\$40	+\$70	+\$92	+\$84	+\$84	+\$84	+\$40	+\$70	2	5
48"	30"	\$436	+ \$55	+\$40	+\$70	+\$92	+\$84	+\$84	+\$84	+\$40	+\$70	2	6
54"	12"	\$213	+ \$66	+\$40	+\$70	+\$92	+\$84	+\$84	+\$84	+\$40	+\$70	2	4
54"	16"	\$246	+ \$66	+\$40	+\$70	+\$92	+\$84	+\$84	+\$84	+\$40	+\$70	2	4
54"	18"	\$295	+ \$66	+\$40	+\$70	+\$92	+\$84	+\$84	+\$84	+\$40	+\$70	2	5
54"	24"	\$311	+ \$66	+\$40	+\$70	+\$92	+\$84	+\$84	+\$84	+\$40	+\$70	2	6
54"	30"	\$447	+ \$66	+\$40	+\$70	+\$92	+\$84	+\$84	+\$84	+\$40	+\$70	2	7
60"	12"	\$224	+ \$66	+\$80	+\$140	+\$184	+\$168	+\$168	+\$168	+\$80	+\$140	4	4
60"	16"	\$257	+ \$66	+\$80	+\$140	+\$184	+\$168	+\$168	+\$168	+\$80	+\$140	4	5
60"	18"	\$306	+ \$66	+\$80	+\$140	+\$184	+\$168	+\$168	+\$168	+\$80	+\$140	4	6
60"	24"	\$322	+ \$66	+\$80	+\$140	+\$184	+\$168	+\$168	+\$168	+\$80	+\$140	4	7
60"	30"	\$453	+ \$66	+\$80	+\$140	+\$184	+\$168	+\$168	+\$168	+\$80	+\$140	4	8
66"	12"	\$229	+ \$77	+\$80	+\$140	+\$184	+\$168	+\$168	+\$168	+\$80	+\$140	4	5
66"	16"	\$262	+ \$77	+\$80	+\$140	+\$184	+\$168	+\$168	+\$168	+\$80	+\$140	4	6
66"	18"	\$317	+ \$77	+\$80	+\$140	+\$184	+\$168	+\$168	+\$168	+\$80	+\$140	4	6
66"	24"	\$344	+ \$77	+\$80	+\$140	+\$184	+\$168	+\$168	+\$168	+\$80	+\$140	4	7
66"	30"	\$469	+ \$77	+\$80	+\$140	+\$184	+\$168	+\$168	+\$168	+\$80	+\$140	4	9
72"	12"	\$246	+ \$77	+\$80	+\$140	+\$184	+\$168	+\$168	+\$168	+\$80	+\$140	4	5
72"	16"	\$289	+ \$77	+\$80	+\$140	+\$184	+\$168	+\$168	+\$168	+\$80	+\$140	4	6
72"	18"	\$344	+ \$77	+\$80	+\$140	+\$184	+\$168	+\$168	+\$168	+\$80	+\$140	4	6
72"	24"	\$366	+ \$77	+\$80	+\$140	+\$184	+\$168	+\$168	+\$168	+\$80	+\$140	4	8
72"	30"	\$513	+ \$77	+\$80	+\$140	+\$184	+\$168	+\$168	+\$168	+\$80	+\$140	4	9

NOTE:

Sound Absorbent - EchoScape™ 3/8" (9mm) is rated at .85 NRC

All pricing in USD


Eco-Friendly - EchoScape™ is made from 60% post-consumer reclaimed plastic water bottles, is VOC-free, and 100% recyclable

# STACKERS FLUSH MOUNT - ECHOSCAPE™ 3/8" (9MM)


## STACKERS FLUSH MOUNT

EchoScape™ 3/8" (9mm)  
(STKN-PE9 and STKNS-PE9)

See pages 19-20 for Banner  
Design Cutout Options



Top corners radius cut  
(STKN-PE9)



Top corners 90° cut  
(STKNS-PE9)

### MOUNTING OPTIONS

STKN-PE9 and STKNS-PE9				Tower Mount (STW)	Tower Adhesive Mount (STW.R)	Tower Magnet Mount (STW.M)	Tower Small Clamp-On Mount (STW.CS)	Tower Medium Clamp-On Mount (STW.CM)	Tower Large Clamp-On Mount (STW.CL)	Square Mount (SSQ)	Square Adhesive Mount (SSQ.R)	Qty of Clamps	Weight (lbs)
Width	Height	List Price	Banner Design Cutout (optional)										
24"	11.5"	\$120	+ \$33	+\$40	+\$70	+\$92	+\$84	+\$84	+\$84	+\$40	+\$70	2	2
24"	15.5"	\$131	+ \$33	+\$40	+\$70	+\$92	+\$84	+\$84	+\$84	+\$40	+\$70	2	3
24"	17.5"	\$148	+ \$33	+\$40	+\$70	+\$92	+\$84	+\$84	+\$84	+\$40	+\$70	2	3
24"	23.5"	\$169	+ \$33	+\$40	+\$70	+\$92	+\$84	+\$84	+\$84	+\$40	+\$70	2	3
24"	29.5"	\$213	+ \$33	+\$40	+\$70	+\$92	+\$84	+\$84	+\$84	+\$40	+\$70	2	4
30"	11.5"	\$131	+ \$44	+\$40	+\$70	+\$92	+\$84	+\$84	+\$84	+\$40	+\$70	2	3
30"	15.5"	\$153	+ \$44	+\$40	+\$70	+\$92	+\$84	+\$84	+\$84	+\$40	+\$70	2	3
30"	17.5"	\$169	+ \$44	+\$40	+\$70	+\$92	+\$84	+\$84	+\$84	+\$40	+\$70	2	3
30"	23.5"	\$180	+ \$44	+\$40	+\$70	+\$92	+\$84	+\$84	+\$84	+\$40	+\$70	2	4
30"	29.5"	\$224	+ \$44	+\$40	+\$70	+\$92	+\$84	+\$84	+\$84	+\$40	+\$70	2	5
36"	11.5"	\$153	+ \$44	+\$40	+\$70	+\$92	+\$84	+\$84	+\$84	+\$40	+\$70	2	3
36"	15.5"	\$169	+ \$44	+\$40	+\$70	+\$92	+\$84	+\$84	+\$84	+\$40	+\$70	2	3
36"	17.5"	\$191	+ \$44	+\$40	+\$70	+\$92	+\$84	+\$84	+\$84	+\$40	+\$70	2	4
36"	23.5"	\$224	+ \$44	+\$40	+\$70	+\$92	+\$84	+\$84	+\$84	+\$40	+\$70	2	4
36"	29.5"	\$235	+ \$44	+\$40	+\$70	+\$92	+\$84	+\$84	+\$84	+\$40	+\$70	2	5
42"	11.5"	\$164	+ \$55	+\$40	+\$70	+\$92	+\$84	+\$84	+\$84	+\$40	+\$70	2	3
42"	15.5"	\$186	+ \$55	+\$40	+\$70	+\$92	+\$84	+\$84	+\$84	+\$40	+\$70	2	4
42"	17.5"	\$208	+ \$55	+\$40	+\$70	+\$92	+\$84	+\$84	+\$84	+\$40	+\$70	2	4
42"	23.5"	\$235	+ \$55	+\$40	+\$70	+\$92	+\$84	+\$84	+\$84	+\$40	+\$70	2	5
42"	29.5"	\$240	+ \$55	+\$40	+\$70	+\$92	+\$84	+\$84	+\$84	+\$40	+\$70	2	6
48"	11.5"	\$197	+ \$55	+\$40	+\$70	+\$92	+\$84	+\$84	+\$84	+\$40	+\$70	2	3
48"	15.5"	\$235	+ \$55	+\$40	+\$70	+\$92	+\$84	+\$84	+\$84	+\$40	+\$70	2	4
48"	17.5"	\$284	+ \$55	+\$40	+\$70	+\$92	+\$84	+\$84	+\$84	+\$40	+\$70	2	4
48"	23.5"	\$300	+ \$55	+\$40	+\$70	+\$92	+\$84	+\$84	+\$84	+\$40	+\$70	2	5
48"	29.5"	\$436	+ \$55	+\$40	+\$70	+\$92	+\$84	+\$84	+\$84	+\$40	+\$70	2	6
54"	11.5"	\$213	+ \$66	+\$40	+\$70	+\$92	+\$84	+\$84	+\$84	+\$40	+\$70	2	4
54"	15.5"	\$246	+ \$66	+\$40	+\$70	+\$92	+\$84	+\$84	+\$84	+\$40	+\$70	2	4
54"	17.5"	\$295	+ \$66	+\$40	+\$70	+\$92	+\$84	+\$84	+\$84	+\$40	+\$70	2	5
54"	23.5"	\$311	+ \$66	+\$40	+\$70	+\$92	+\$84	+\$84	+\$84	+\$40	+\$70	2	6
54"	29.5"	\$447	+ \$66	+\$40	+\$70	+\$92	+\$84	+\$84	+\$84	+\$40	+\$70	2	7
60"	11.5"	\$224	+ \$66	+\$80	+\$140	+\$184	+\$168	+\$168	+\$168	+\$80	+\$140	4	4
60"	15.5"	\$257	+ \$66	+\$80	+\$140	+\$184	+\$168	+\$168	+\$168	+\$80	+\$140	4	5
60"	17.5"	\$306	+ \$66	+\$80	+\$140	+\$184	+\$168	+\$168	+\$168	+\$80	+\$140	4	6
60"	23.5"	\$322	+ \$66	+\$80	+\$140	+\$184	+\$168	+\$168	+\$168	+\$80	+\$140	4	7
60"	29.5"	\$453	+ \$66	+\$80	+\$140	+\$184	+\$168	+\$168	+\$168	+\$80	+\$140	4	8
66"	11.5"	\$229	+ \$77	+\$80	+\$140	+\$184	+\$168	+\$168	+\$168	+\$80	+\$140	4	5
66"	15.5"	\$262	+ \$77	+\$80	+\$140	+\$184	+\$168	+\$168	+\$168	+\$80	+\$140	4	6
66"	17.5"	\$317	+ \$77	+\$80	+\$140	+\$184	+\$168	+\$168	+\$168	+\$80	+\$140	4	6
66"	23.5"	\$344	+ \$77	+\$80	+\$140	+\$184	+\$168	+\$168	+\$168	+\$80	+\$140	4	7
66"	29.5"	\$469	+ \$77	+\$80	+\$140	+\$184	+\$168	+\$168	+\$168	+\$80	+\$140	4	9
72"	11.5"	\$246	+ \$77	+\$80	+\$140	+\$184	+\$168	+\$168	+\$168	+\$80	+\$140	4	5
72"	15.5"	\$289	+ \$77	+\$80	+\$140	+\$184	+\$168	+\$168	+\$168	+\$80	+\$140	4	6
72"	17.5"	\$344	+ \$77	+\$80	+\$140	+\$184	+\$168	+\$168	+\$168	+\$80	+\$140	4	6
72"	23.5"	\$366	+ \$77	+\$80	+\$140	+\$184	+\$168	+\$168	+\$168	+\$80	+\$140	4	8
72"	29.5"	\$513	+ \$77	+\$80	+\$140	+\$184	+\$168	+\$168	+\$168	+\$80	+\$140	4	9

NOTE:

Sound Absorbent - EchoScape™ 3/8" (9mm) is rated at .85 NRC

All pricing in USD

Eco-Friendly - EchoScape™ is made from 60% post-consumer reclaimed plastic water bottles, is VOC-free, and 100% recyclable



# STACKERS™ FLUSH MOUNT FOR GLASS WORKSTATION PANELS - ECHOSCAPE™ 3/8" (9MM)


## STACKERS™ FLUSH MOUNT FOR GLASS WORKSTATION PANELS

EchoScape™ 3/8" (9mm)  
(STGS-PE9)

See pages 19-20 for Banner  
Design Cutout Options

### MOUNTING OPTION

Width	Height	STGS-PE9		Double Square Mount (SDSQ2)	Qty of Clamps	Weight (lbs)
		List Price	Banner Design Cutout (optional)			
24"	11.5"	\$120	+ \$33	+\$80	2	2
24"	15.5"	\$131	+ \$33	+\$80	2	3
24"	17.5"	\$148	+ \$33	+\$80	2	3
24"	23.5"	\$169	+ \$33	+\$80	2	3
24"	29.5"	\$213	+ \$33	+\$80	2	4
30"	11.5"	\$131	+ \$44	+\$80	2	3
30"	15.5"	\$153	+ \$44	+\$80	2	3
30"	17.5"	\$169	+ \$44	+\$80	2	3
30"	23.5"	\$180	+ \$44	+\$80	2	4
30"	29.5"	\$224	+ \$44	+\$80	2	5
36"	11.5"	\$153	+ \$44	+\$80	2	3
36"	15.5"	\$169	+ \$44	+\$80	2	3
36"	17.5"	\$191	+ \$44	+\$80	2	4
36"	23.5"	\$224	+ \$44	+\$80	2	4
36"	29.5"	\$235	+ \$44	+\$80	2	5
42"	11.5"	\$164	+ \$55	+\$80	2	3
42"	15.5"	\$186	+ \$55	+\$80	2	4
42"	17.5"	\$208	+ \$55	+\$80	2	4
42"	23.5"	\$235	+ \$55	+\$80	2	5
42"	29.5"	\$240	+ \$55	+\$80	2	6
48"	11.5"	\$197	+ \$55	+\$80	2	3
48"	15.5"	\$235	+ \$55	+\$80	2	4
48"	17.5"	\$284	+ \$55	+\$80	2	4
48"	23.5"	\$300	+ \$55	+\$80	2	5
48"	29.5"	\$436	+ \$55	+\$80	2	6
54"	11.5"	\$213	+ \$66	+\$80	2	4
54"	15.5"	\$246	+ \$66	+\$80	2	4
54"	17.5"	\$295	+ \$66	+\$80	2	5
54"	23.5"	\$311	+ \$66	+\$80	2	6
54"	29.5"	\$447	+ \$66	+\$80	2	7
60"	11.5"	\$224	+ \$66	+\$120	3	4
60"	15.5"	\$257	+ \$66	+\$120	3	5
60"	17.5"	\$306	+ \$66	+\$120	3	6
60"	23.5"	\$322	+ \$66	+\$120	3	7
60"	29.5"	\$453	+ \$66	+\$120	3	8
66"	11.5"	\$229	+ \$77	+\$120	3	5
66"	15.5"	\$262	+ \$77	+\$120	3	6
66"	17.5"	\$317	+ \$77	+\$120	3	6
66"	23.5"	\$344	+ \$77	+\$120	3	7
66"	29.5"	\$469	+ \$77	+\$120	3	9
72"	11.5"	\$246	+ \$77	+\$120	3	5
72"	15.5"	\$289	+ \$77	+\$120	3	6
72"	17.5"	\$344	+ \$77	+\$120	3	6
72"	23.5"	\$366	+ \$77	+\$120	3	8
72"	29.5"	\$513	+ \$77	+\$120	3	9



Stackers™ Flush Mount for Glass Workstation Panels (STGS-PE9)

**NOTE:**

**Sound Absorbent** - EchoScape™ 3/8" (9mm) is rated at .85 NRC

All pricing in USD

**Eco-Friendly** - EchoScape™ is made from 60% post-consumer reclaimed plastic water bottles, is VOC-free, and 100% recyclable



# STACKERS™ - ECHOSCAPE™ 3/4" (18MM)


## STACKERS™

EchoScape™ 3/4" (18mm)  
(PE18)

See pages 19-20 for Banner  
Design Cutout Options



Shown with Tower Mount (STW2)



Shown with Tower Mount (STW4)

### MOUNTING OPTIONS

Width	Height	STK-PE18		Tower Mount (STW)	Tower Medium Clamp-On Mount (STW.CM)	Tower Large Clamp-On Mount (STW.CL)	Qty of Clamps	Weight (lbs)
		List Price	Banner Design Cutout (optional)					
24"	12"	\$131	+ \$33	+\$40	+\$84	+\$84	2	3
24"	16"	\$169	+ \$33	+\$40	+\$84	+\$84	2	3
24"	18"	\$175	+ \$33	+\$40	+\$84	+\$84	2	4
24"	24"	\$213	+ \$33	+\$40	+\$84	+\$84	2	4
24"	30"	\$262	+ \$33	+\$40	+\$84	+\$84	2	5
30"	12"	\$159	+ \$44	+\$40	+\$84	+\$84	2	3
30"	16"	\$180	+ \$44	+\$40	+\$84	+\$84	2	4
30"	18"	\$197	+ \$44	+\$40	+\$84	+\$84	2	4
30"	24"	\$224	+ \$44	+\$40	+\$84	+\$84	2	5
30"	30"	\$273	+ \$44	+\$40	+\$84	+\$84	2	6
36"	12"	\$180	+ \$44	+\$40	+\$84	+\$84	2	4
36"	16"	\$218	+ \$44	+\$40	+\$84	+\$84	2	4
36"	18"	\$235	+ \$44	+\$40	+\$84	+\$84	2	5
36"	24"	\$268	+ \$44	+\$40	+\$84	+\$84	2	6
36"	30"	\$338	+ \$44	+\$40	+\$84	+\$84	2	7
42"	12"	\$202	+ \$55	+\$40	+\$84	+\$84	2	4
42"	16"	\$229	+ \$55	+\$40	+\$84	+\$84	2	5
42"	18"	\$251	+ \$55	+\$40	+\$84	+\$84	2	5
42"	24"	\$338	+ \$55	+\$40	+\$84	+\$84	2	7
42"	30"	\$377	+ \$55	+\$40	+\$84	+\$84	2	8
48"	12"	\$224	+ \$55	+\$40	+\$84	+\$84	2	4
48"	16"	\$268	+ \$55	+\$40	+\$84	+\$84	2	5
48"	18"	\$300	+ \$55	+\$40	+\$84	+\$84	2	6
48"	24"	\$349	+ \$55	+\$40	+\$84	+\$84	2	7
48"	30"	\$464	+ \$55	+\$40	+\$84	+\$84	2	9
54"	12"	\$240	+ \$66	+\$40	+\$84	+\$84	2	5
54"	16"	\$289	+ \$66	+\$40	+\$84	+\$84	2	6
54"	18"	\$317	+ \$66	+\$40	+\$84	+\$84	2	7
54"	24"	\$366	+ \$66	+\$40	+\$84	+\$84	2	8
54"	30"	\$475	+ \$66	+\$40	+\$84	+\$84	2	10
60"	12"	\$251	+ \$66	+\$80	+\$168	+\$168	4	6
60"	16"	\$300	+ \$66	+\$80	+\$168	+\$168	4	7
60"	18"	\$327	+ \$66	+\$80	+\$168	+\$168	4	8
60"	24"	\$382	+ \$66	+\$80	+\$168	+\$168	4	9
60"	30"	\$486	+ \$66	+\$80	+\$168	+\$168	4	11
66"	12"	\$317	+ \$77	+\$80	+\$168	+\$168	4	6
66"	16"	\$415	+ \$77	+\$80	+\$168	+\$168	4	7
66"	18"	\$420	+ \$77	+\$80	+\$168	+\$168	4	8
66"	24"	\$545	+ \$77	+\$80	+\$168	+\$168	4	10
66"	30"	\$595	+ \$77	+\$80	+\$168	+\$168	4	12
72"	12"	\$327	+ \$77	+\$80	+\$168	+\$168	4	6
72"	16"	\$426	+ \$77	+\$80	+\$168	+\$168	4	8
72"	18"	\$436	+ \$77	+\$80	+\$168	+\$168	4	9
72"	24"	\$567	+ \$77	+\$80	+\$168	+\$168	4	11
72"	30"	\$605	+ \$77	+\$80	+\$168	+\$168	4	13

### NOTE:

All pricing in USD

**Sound Absorbent -**  
EchoScape™ 3/4" (18mm)  
is rated at .9 NRC

**Eco-Friendly -**  
EchoScape™ is made  
from 60% post-consumer  
reclaimed plastic water  
bottles, is VOC-free, and  
100% recyclable


EchoScape™ 3/4" thick  
Stackers can only be  
installed on a flat  
cubicle surface using the  
Tower Mount

# STACKERS™ FLUSH MOUNT - ECHOSCAPE 3/4" (18MM)

## STACKERS™ FLUSH MOUNT

EchoScape™ 3/4" (18mm)  
(STKN-PE18 and STKNS-PE18)

See pages 19-20 for Banner  
Design Cutout Options



Top corners radius cut  
(STKN-PE18)



Top corners 90° cut  
(STKNS-PE18)

### MOUNTING OPTIONS

Width	Height	List Price	Banner Design Cutout (optional)	MOUNTING OPTIONS			Qty of Clamps	Weight (lbs)
				Tower Mount (STW)	Tower Medium Clamp-On Mount (STW.CM)	Tower Large Clamp-On Mount (STW.CL)		
24"	11.5"	\$131	+ \$33	+\$40	+\$84	+\$84	2	3
24"	15.5"	\$169	+ \$33	+\$40	+\$84	+\$84	2	3
24"	17.5"	\$175	+ \$33	+\$40	+\$84	+\$84	2	4
24"	23.5"	\$213	+ \$33	+\$40	+\$84	+\$84	2	4
24"	29.5"	\$262	+ \$33	+\$40	+\$84	+\$84	2	5
30"	11.5"	\$159	+ \$44	+\$40	+\$84	+\$84	2	3
30"	15.5"	\$180	+ \$44	+\$40	+\$84	+\$84	2	4
30"	17.5"	\$197	+ \$44	+\$40	+\$84	+\$84	2	4
30"	23.5"	\$224	+ \$44	+\$40	+\$84	+\$84	2	5
30"	29.5"	\$273	+ \$44	+\$40	+\$84	+\$84	2	6
36"	11.5"	\$180	+ \$44	+\$40	+\$84	+\$84	2	4
36"	15.5"	\$218	+ \$44	+\$40	+\$84	+\$84	2	4
36"	17.5"	\$235	+ \$44	+\$40	+\$84	+\$84	2	5
36"	23.5"	\$268	+ \$44	+\$40	+\$84	+\$84	2	6
36"	29.5"	\$338	+ \$44	+\$40	+\$84	+\$84	2	7
42"	11.5"	\$202	+ \$55	+\$40	+\$84	+\$84	2	4
42"	15.5"	\$229	+ \$55	+\$40	+\$84	+\$84	2	5
42"	17.5"	\$251	+ \$55	+\$40	+\$84	+\$84	2	5
42"	23.5"	\$338	+ \$55	+\$40	+\$84	+\$84	2	7
42"	29.5"	\$377	+ \$55	+\$40	+\$84	+\$84	2	8
48"	11.5"	\$224	+ \$55	+\$40	+\$84	+\$84	2	4
48"	15.5"	\$268	+ \$55	+\$40	+\$84	+\$84	2	5
48"	17.5"	\$300	+ \$55	+\$40	+\$84	+\$84	2	6
48"	23.5"	\$349	+ \$55	+\$40	+\$84	+\$84	2	7
48"	29.5"	\$464	+ \$55	+\$40	+\$84	+\$84	2	9
54"	11.5"	\$240	+ \$66	+\$40	+\$84	+\$84	2	5
54"	15.5"	\$289	+ \$66	+\$40	+\$84	+\$84	2	6
54"	17.5"	\$317	+ \$66	+\$40	+\$84	+\$84	2	7
54"	23.5"	\$366	+ \$66	+\$40	+\$84	+\$84	2	8
54"	29.5"	\$475	+ \$66	+\$40	+\$84	+\$84	2	10
60"	11.5"	\$251	+ \$66	+\$80	+\$168	+\$168	4	6
60"	15.5"	\$300	+ \$66	+\$80	+\$168	+\$168	4	7
60"	17.5"	\$327	+ \$66	+\$80	+\$168	+\$168	4	8
60"	23.5"	\$382	+ \$66	+\$80	+\$168	+\$168	4	9
60"	29.5"	\$486	+ \$66	+\$80	+\$168	+\$168	4	11
66"	11.5"	\$317	+ \$77	+\$80	+\$168	+\$168	4	6
66"	15.5"	\$415	+ \$77	+\$80	+\$168	+\$168	4	7
66"	17.5"	\$420	+ \$77	+\$80	+\$168	+\$168	4	8
66"	23.5"	\$545	+ \$77	+\$80	+\$168	+\$168	4	10
66"	29.5"	\$595	+ \$77	+\$80	+\$168	+\$168	4	12
72"	11.5"	\$327	+ \$77	+\$80	+\$168	+\$168	4	6
72"	15.5"	\$426	+ \$77	+\$80	+\$168	+\$168	4	8
72"	17.5"	\$436	+ \$77	+\$80	+\$168	+\$168	4	9
72"	23.5"	\$567	+ \$77	+\$80	+\$168	+\$168	4	11
72"	29.5"	\$605	+ \$77	+\$80	+\$168	+\$168	4	13

### NOTE:

All pricing in USD

**Sound Absorbent -**  
EchoScape™ 3/4" (18mm)  
is rated at .9 NRC

**Eco-Friendly -**  
EchoScape™ is made  
from 60% post-consumer  
reclaimed plastic water  
bottles, is VOC-free, and  
100% recyclable

EchoScape™ 3/4" thick  
Stackers can only be  
installed on a flat  
cubicle surface using the  
Tower Mount


# STACKERS™ - ECHOSCAPE™ 3/4" (18MM) - INVISIBLE MOUNT

## STACKERS™ - INVISIBLE MOUNT

EchoScape™ 3/4" (18mm)  
(IPE18)

See pages 19-20 for Banner  
Design Cutout Options

Invisible Mount not compatible with 12" high  
Stackers™ with Banner Design Cutout



Shown with Invisible Mount (IM4)

### MOUNTING OPTIONS

Width	Height	STK-IPE18		Invisible Mount (IM)	Invisible Adhesive Mount (SIM.R)	Qty of Clamps	Weight (lbs)
		List Price	Banner Design Cutout (optional)				
24"	11.5"	\$131	N/A	+\$40	+\$70	2	3
24"	15.5"	\$169	+\$33	+\$40	+\$70	2	3
24"	17.5"	\$175	+\$33	+\$40	+\$70	2	4
24"	23.5"	\$213	+\$33	+\$40	+\$70	2	4
24"	29.5"	\$262	+\$33	+\$40	N/A	2	5
30"	11.5"	\$159	N/A	+\$40	+\$70	2	3
30"	15.5"	\$180	+\$44	+\$40	+\$70	2	4
30"	17.5"	\$197	+\$44	+\$40	+\$70	2	4
30"	23.5"	\$224	+\$44	+\$40	+\$70	2	5
30"	29.5"	\$273	+\$44	+\$40	N/A	2	6
36"	11.5"	\$180	N/A	+\$40	+\$70	2	4
36"	15.5"	\$218	+\$44	+\$40	+\$70	2	4
36"	17.5"	\$235	+\$44	+\$40	+\$70	2	5
36"	23.5"	\$268	+\$44	+\$40	+\$70	2	6
36"	29.5"	\$338	+\$44	+\$40	N/A	2	7
42"	11.5"	\$202	N/A	+\$40	+\$70	2	4
42"	15.5"	\$229	+\$55	+\$40	+\$70	2	5
42"	17.5"	\$251	+\$55	+\$40	+\$70	2	5
42"	23.5"	\$338	+\$55	+\$40	+\$70	2	7
42"	29.5"	\$377	+\$55	+\$40	N/A	2	8
48"	11.5"	\$224	N/A	+\$40	+\$70	2	4
48"	15.5"	\$268	+\$55	+\$40	+\$70	2	5
48"	17.5"	\$300	+\$55	+\$40	+\$70	2	6
48"	23.5"	\$349	+\$55	+\$40	+\$70	2	7
48"	29.5"	\$464	+\$55	+\$40	N/A	2	9
54"	11.5"	\$240	N/A	+\$40	+\$70	2	5
54"	15.5"	\$289	+\$66	+\$40	+\$70	2	6
54"	17.5"	\$317	+\$66	+\$40	+\$70	2	7
54"	23.5"	\$366	+\$66	+\$40	+\$70	2	8
54"	29.5"	\$475	+\$66	+\$40	N/A	2	10
60"	11.5"	\$251	N/A	+\$80	+\$140	4	6
60"	15.5"	\$300	+\$66	+\$80	+\$140	4	7
60"	17.5"	\$327	+\$66	+\$80	+\$140	4	8
60"	23.5"	\$382	+\$66	+\$80	+\$140	4	9
60"	29.5"	\$486	+\$66	+\$80	N/A	4	11
66"	11.5"	\$317	N/A	+\$80	+\$140	4	6
66"	15.5"	\$415	+\$77	+\$80	+\$140	4	7
66"	17.5"	\$420	+\$77	+\$80	+\$140	4	8
66"	23.5"	\$545	+\$77	+\$80	+\$140	4	10
66"	29.5"	\$595	+\$77	+\$80	N/A	4	12
72"	11.5"	\$327	N/A	+\$80	+\$140	4	6
72"	15.5"	\$426	+\$77	+\$80	+\$140	4	8
72"	17.5"	\$436	+\$77	+\$80	+\$140	4	9
72"	23.5"	\$567	+\$77	+\$80	+\$140	4	11
72"	29.5"	\$605	+\$77	+\$80	N/A	4	13

NOTE:


All pricing in USD

**Sound Absorbent** -  
EchoScape™ 3/4" (18mm)  
is rated at .9 NRC

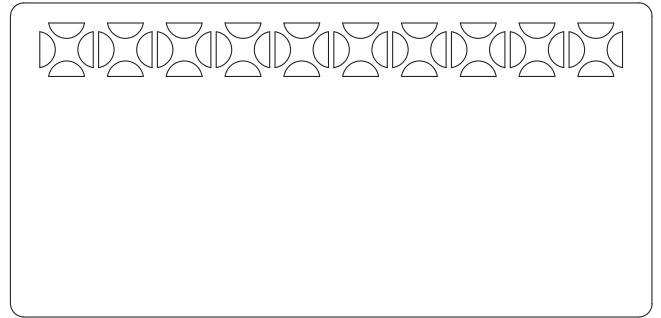
**Eco-Friendly** -  
EchoScape™ is made from  
60%  
post-consumer reclaimed  
plastic water bottles, is  
VOC-free, and 100%  
recyclable

# DESIGN CUTOUTS

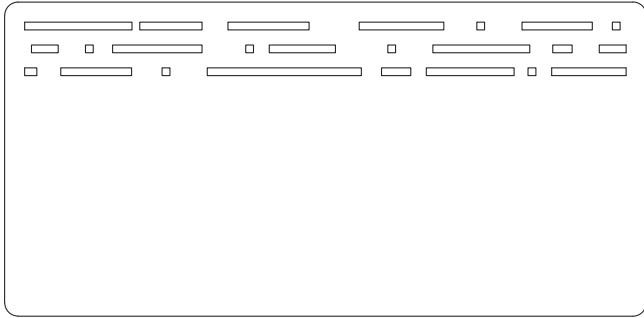
Available in EchoScape™ (PE18), EchoScape™ Invisible Mount (IPE18), and EchoScape™ (PE9)



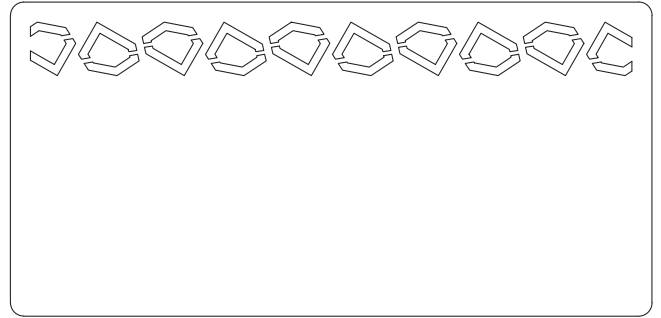
D002 - FIZZY




D004 - METRO



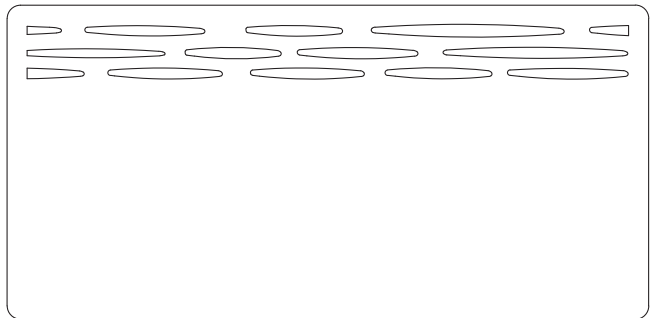
D005 - DASH



D008 - TRIBAL




D016 - RETRO




D017 - STRATA

## DESIGN CUTOUTS


Available in EchoScape™ (PE18), EchoScape™ Invisible Mount (IPE18), and EchoScape™ (PE9)



D021 - MAZE



D022 - AZTEC




D023 - PINWHEEL



# CORE MATERIAL OPTIONS

## ECHOSCAPE™ 3/8" (9MM)



## ECHOSCAPE™ 3/4" (18MM)



# NOTCH WALL®

Price Effective - September 19, 2022

60w x 62h x 30d - Clear Acrylic T1 Core & Frosted Acrylic B1 Core



## DIVIDE YOUR WORKSPACE

Notch Walls are a flexible and versatile solution to create physical barriers in a shared office environment. Notch Walls easily turn open tables and worksurfaces into separate and protected workspaces; no costly assembly or installation required.

Available in several widths, heights and materials, Notch Walls can be added to most stationary tables to provide essential protection barriers without compromising your workplace aesthetics.

- Notch Walls adjust to fit stationary desks and tables 28" H to 31" H by adjusting free-standing foot, leveler foot, and desk leveler glide
- Available in several widths and heights with 24" or 30" worksurface depths
- Frameworks is constructed using lightweight aluminum extension
- Material options include an array of colors in Acrylic, Fabric, and acoustic EchoScape™
- Notch Walls ship fully assembled
- Easy to clean and disinfect
- Made in the USA

### How to build your SKU:

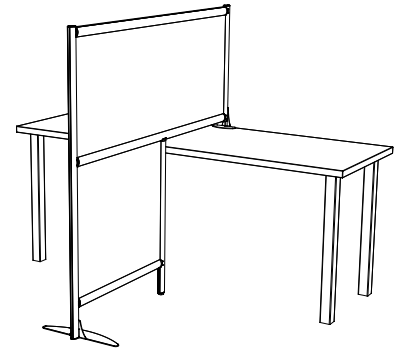
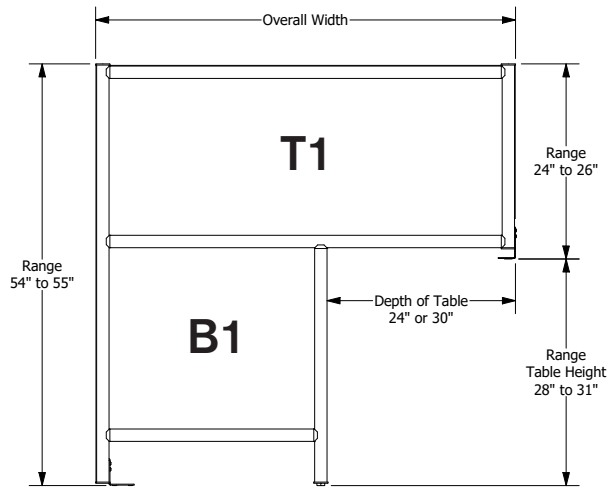
Step 1: Choose your Model	Step 2: Choose your Width	Step 2: Choose your Height	Step 3: Choose your Worksurface Depth	Step 4: Choose your Frame Color	Step 5: Choose your Foot Option	*Step 6: Choose your Core Material	*Step 7: Choose your Lower Core Material
NW	36	54	24	AA	F	T1 CLR	B1 F202

## NOTCH WALL®

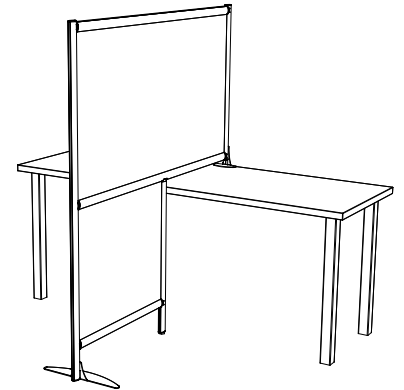
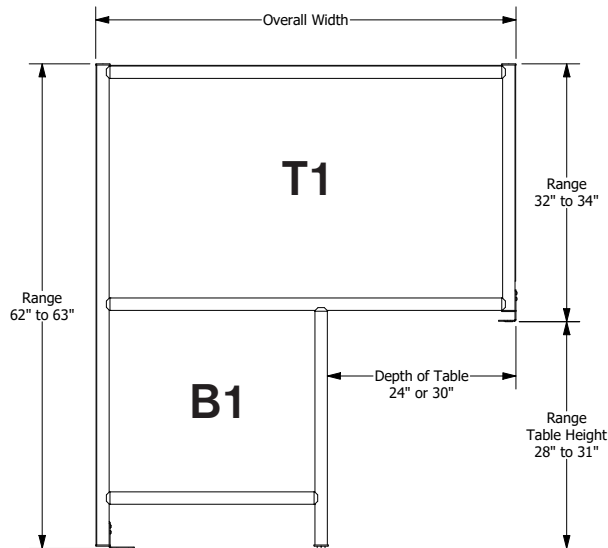
Model	Overall Width	Overall Height	Worksurface Depth	Frame Color	Foot Options	Core Materials
NW Notch Wall®	36" 42" 48" 54" 60" 72"	54" 62" 72"	24" 30"	AA Satin Aluminum BK Black	F Free Standing Foot / Desk Leveler Glide	FRO Frosted Acrylic CLR Clear Acrylic A1_ Colored Frosted Acrylic F1_ Fabric 100 Series F2_ Fabric 200 Series P1_ EchoScape™ 3/8" (9mm) P3_ EchoScape™ 3/4" (18mm)

# NOTCH WALL® - HEIGHT OPTIONS

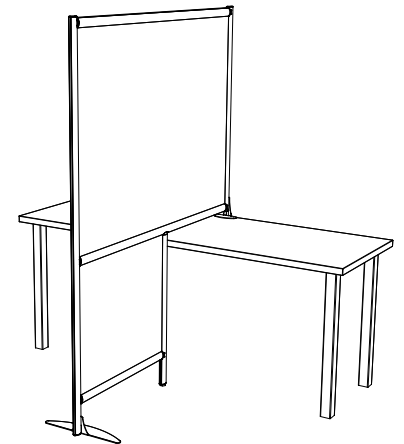
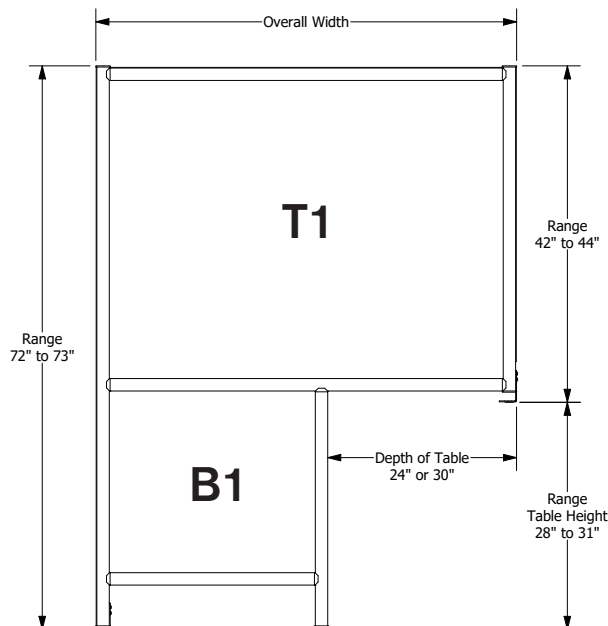
**NOTCH WALL®**  
(Model NW)  
54" height



**NOTCH WALL®**  
(Model NW)  
62" height



**NOTCH WALL®**  
(Model NW)  
72" height



36" Width					TOP CORE MATERIALS (T1)							BOTTOM CORE MATERIALS (B1)						
Overall Width	Overall Height	Work Surface Depth	Weight (lbs)	Frame List Price	FRO	CLR	A1_	F1_	F2_	P1_	P3_	FRO	CLR	A1_	F1_	F2_	P1_	P3_
36"	54"	24"	16	\$889	+\$164	+\$164	+\$257	+\$191	+\$246	+\$93	+\$142	+\$66	+\$66	+\$88	+\$88	+\$104	+\$50	+\$55
36"	54"	30"	15	\$889	+\$164	+\$164	+\$257	+\$191	+\$246	+\$93	+\$142	+\$66	+\$66	+\$88	+\$88	+\$104	+\$50	+\$55
36"	62"	24"	18	\$938	+\$251	+\$251	+\$409	+\$300	+\$420	+\$148	+\$180	+\$66	+\$66	+\$88	+\$88	+\$104	+\$50	+\$55
36"	62"	30"	17	\$938	+\$251	+\$251	+\$409	+\$300	+\$420	+\$148	+\$180	+\$66	+\$66	+\$88	+\$88	+\$104	+\$50	+\$55
36"	72"	24"	21	\$998	+\$289	+\$289	+\$529	+\$355	+\$453	+\$202	+\$344	+\$66	+\$66	+\$88	+\$88	+\$104	+\$50	+\$55
36"	72"	30"	20	\$998	+\$289	+\$289	+\$529	+\$355	+\$453	+\$202	+\$344	+\$66	+\$66	+\$88	+\$88	+\$104	+\$50	+\$55

42" Width					TOP CORE MATERIALS (T1)							BOTTOM CORE MATERIALS (B1)						
Overall Width	Overall Height	Work Surface Depth	Weight (lbs)	Frame List Price	FRO	CLR	A1_	F1_	F2_	P1_	P3_	FRO	CLR	A1_	F1_	F2_	P1_	P3_
42"	54"	24"	18	\$943	+\$197	+\$197	+\$317	+\$218	+\$278	+\$115	+\$153	+\$88	+\$88	+\$126	+\$115	+\$137	+\$71	+\$77
42"	54"	30"	18	\$943	+\$197	+\$197	+\$317	+\$218	+\$278	+\$115	+\$153	+\$66	+\$66	+\$88	+\$88	+\$104	+\$50	+\$55
42"	62"	24"	21	\$992	+\$251	+\$251	+\$409	+\$306	+\$475	+\$148	+\$224	+\$88	+\$88	+\$126	+\$115	+\$137	+\$71	+\$77
42"	62"	30"	19	\$992	+\$251	+\$251	+\$409	+\$306	+\$475	+\$148	+\$224	+\$66	+\$66	+\$88	+\$88	+\$104	+\$50	+\$55
42"	72"	24"	24	\$1058	+\$355	+\$355	+\$595	+\$393	+\$507	+\$218	+\$442	+\$88	+\$88	+\$126	+\$115	+\$137	+\$71	+\$77
42"	72"	30"	22	\$1058	+\$355	+\$355	+\$595	+\$393	+\$507	+\$218	+\$442	+\$66	+\$66	+\$88	+\$88	+\$104	+\$50	+\$55

48" Width					TOP CORE MATERIALS (T1)							BOTTOM CORE MATERIALS (B1)						
Overall Width	Overall Height	Work Surface Depth	Weight (lbs)	Frame List Price	FRO	CLR	A1_	F1_	F2_	P1_	P3_	FRO	CLR	A1_	F1_	F2_	P1_	P3_
48"	54"	24"	21	\$992	+\$202	+\$202	+\$317	+\$246	+\$311	+\$115	+\$224	+\$120	+\$120	+\$175	+\$148	+\$175	+\$120	+\$131
48"	54"	30"	19	\$992	+\$202	+\$202	+\$317	+\$246	+\$311	+\$115	+\$224	+\$88	+\$88	+\$126	+\$115	+\$137	+\$71	+\$77
48"	62"	24"	24	\$1,047	+\$257	+\$257	+\$415	+\$311	+\$524	+\$148	+\$224	+\$120	+\$120	+\$175	+\$148	+\$175	+\$120	+\$131
48"	62"	30"	22	\$1,047	+\$257	+\$257	+\$415	+\$311	+\$524	+\$148	+\$224	+\$88	+\$88	+\$126	+\$115	+\$137	+\$71	+\$77
48"	72"	24"	27	\$1,118	+\$360	+\$360	+\$600	+\$398	+\$567	+\$218	+\$442	+\$120	+\$120	+\$175	+\$148	+\$175	+\$120	+\$131
48"	72"	30"	25	\$1,118	+\$360	+\$360	+\$600	+\$398	+\$567	+\$218	+\$442	+\$88	+\$88	+\$126	+\$115	+\$137	+\$71	+\$77

NOTE: All pricing in USD

54" Width					TOP CORE MATERIALS (T1)							BOTTOM CORE MATERIALS (B1)						
Overall Width	Overall Height	Work Surface Depth	Weight (lbs)	Frame List Price	FRO	CLR	A1_	F1_	F2_	P1_	P3_	FRO	CLR	A1_	F1_	F2_	P1_	P3_
54"	54"	24"	24	\$1,052	+\$289	+\$289	+\$529	+\$268	+\$355	+\$202	+\$229	+\$142	+\$142	+\$218	+\$169	+\$213	+\$148	+\$169
54"	54"	30"	22	\$1,052	+\$289	+\$289	+\$529	+\$268	+\$355	+\$202	+\$229	+\$120	+\$120	+\$175	+\$148	+\$175	+\$120	+\$131
54"	62"	24"	25	\$1,101	+\$529	+\$529	+\$1,009	+\$382	+\$644	+\$387	+\$436	+\$142	+\$142	+\$218	+\$169	+\$213	+\$148	+\$169
54"	62"	30"	25	\$1,101	+\$529	+\$529	+\$1,009	+\$382	+\$644	+\$387	+\$436	+\$120	+\$120	+\$175	+\$148	+\$175	+\$120	+\$131
54"	72"	24"	29	\$1,178	+\$535	+\$535	+\$1,014	+\$453	+\$665	+\$387	+\$442	+\$142	+\$142	+\$218	+\$169	+\$213	+\$148	+\$169
54"	72"	30"	28	\$1,178	+\$535	+\$535	+\$1,014	+\$453	+\$665	+\$387	+\$442	+\$120	+\$120	+\$175	+\$148	+\$175	+\$120	+\$131

60" Width					TOP CORE MATERIALS (T1)							BOTTOM CORE MATERIALS (B1)						
Overall Width	Overall Height	Work Surface Depth	Weight (lbs)	Frame List Price	FRO	CLR	A1_	F1_	F2_	P1_	P3_	FRO	CLR	A1_	F1_	F2_	P1_	P3_
60"	54"	24"	25	\$1,101	+\$289	+\$289	+\$529	+\$300	+\$382	+\$202	+\$229	+\$164	+\$164	+\$257	+\$202	+\$257	+\$148	+\$169
60"	54"	30"	24	\$1,101	+\$289	+\$289	+\$529	+\$300	+\$382	+\$202	+\$229	+\$142	+\$142	+\$218	+\$169	+\$213	+\$148	+\$169
60"	62"	24"	28	\$1,161	+\$529	+\$529	+\$1,014	+\$535	+\$698	+\$387	+\$436	+\$164	+\$164	+\$257	+\$202	+\$257	+\$148	+\$169
60"	62"	30"	27	\$1,161	+\$529	+\$529	+\$1,014	+\$535	+\$698	+\$387	+\$436	+\$142	+\$142	+\$218	+\$169	+\$213	+\$148	+\$169
60"	72"	24"	32	\$1,238	+\$535	+\$535	+\$1,020	+\$556	+\$725	+\$393	+\$442	+\$164	+\$164	+\$257	+\$202	+\$257	+\$148	+\$169
60"	72"	30"	31	\$1,238	+\$535	+\$535	+\$1,020	+\$556	+\$725	+\$393	+\$442	+\$142	+\$142	+\$218	+\$169	+\$213	+\$148	+\$169


72" Width					TOP CORE MATERIALS (T1)							BOTTOM CORE MATERIALS (B1)						
Overall Width	Overall Height	Work Surface Depth	Weight (lbs)	Frame List Price	FRO	CLR	A1_	F1_	F2_	P1_	P3_	FRO	CLR	A1_	F1_	F2_	P1_	P3_
72"	54"	24"	32	\$1,210	+\$300	+\$300	+\$535	+\$387	+\$486	+\$202	+\$344	+\$202	+\$202	+\$317	+\$257	+\$317	+\$148	+\$224
72"	54"	30"	29	\$1,210	+\$300	+\$300	+\$535	+\$387	+\$486	+\$202	+\$344	+\$164	+\$164	+\$257	+\$202	+\$257	+\$148	+\$224
72"	62"	24"	34	\$1,270	+\$535	+\$535	+\$1,020	+\$693	+\$894	+\$393	+\$442	+\$202	+\$202	+\$317	+\$257	+\$317	+\$148	+\$224
72"	62"	30"	32	\$1,270	+\$535	+\$535	+\$1,020	+\$693	+\$894	+\$393	+\$442	+\$164	+\$164	+\$257	+\$202	+\$257	+\$148	+\$224
72"	72"	24"	35	\$1,358	+\$540	+\$540	+\$1,025	+\$725	+\$927	+\$393	+\$682	+\$202	+\$202	+\$317	+\$257	+\$317	+\$148	+\$224
72"	72"	30"	26	\$1,358	+\$540	+\$540	+\$1,025	+\$725	+\$927	+\$393	+\$682	+\$164	+\$164	+\$257	+\$202	+\$257	+\$148	+\$224

NOTE: All pricing in USD




# MATERIAL OPTIONS

## ECHOSCAPE™ 3/8" (9MM)



## ECHOSCAPE™ 3/4" (18MM)






## FABRICS 100 SERIES




Gaia  
F101



Mikan  
F103




Poppy  
F104



Euro  
F102



Sapphire  
F114



Sodalite  
F108



Arundel  
F112



Iron  
F121



Stately  
F113



Steel  
F120



Basalt  
F122



Jet  
F123

## FABRICS 200 SERIES




Barley  
F210




Sable  
F211



Java  
F212



Lemongrass  
F213



Rinse  
F214



Radiant  
F215




Tyrian  
F216




Hyacinth  
F217



Capri  
F218



Aster  
F219



Beyond  
F220




Stucco  
F221




Aluminum  
F222




Dove  
F223



Links  
F224



Atoll  
F225



Maize  
F226



Papaya  
F227




Macintosh  
F228



Berry  
F229



Gull  
F230



Pewter  
F231

## FROSTED ACRYLICS



Frosted Acrylic  
FRO



Dark Blue  
A10



Light Blue  
A11



Lime Green  
A12



Moss Green  
A13



Yellow  
A14



Orange  
A15



Red  
A16



Pink  
A17

## DRY ERASE SURFACES



TruBrite™ Whiteboard  
WB

## FRAMES



Satin Aluminum  
AA



Black  
BK

# VILLA WALL™

Price Effective - September 19, 2022



## PRIVACY SCREENS

Define your space with Villa Walls. Lightweight and easy to install, MergeWorks modular panels are a cost-effective solution for creating custom cubicles, workstations, study carrels or private work areas. Our Villa Wall comes in a wide range of heights, widths and core options making it easy to design a custom configuration that fits the size and look of your current space.

Villa Walls feature a single core material and can be hinged together to create your custom workspace.

- Framework is constructed using lightweight aluminum extrusion
- All metal parts are anodized or powder coated for an aesthetic and durable finish
- Core materials include Frosted and Clear Acrylic, Fabric, acoustic EchoScape™, Laminate and TruBrite™ Whiteboard
- Villa Walls can be hinged together to create 2, 3 or 4-way configurations
- Villa Walls are available in custom sizes, core materials and colors
- Made in the USA



### How to build your SKU:

Step 1: Choose your Model	—	Step 2: Choose your Width	—	Step 3: Choose your Frame Color	—	Step 4: Choose your Foot Option	—	Step 5: Choose your Full Core Material
2X		37		AA		2WF		FRO

## VILLA WALLS™

Model	Width	Height	Frame Color	Foot Options	Core Materials
2X Villa Wall™	24" 30" 37" 42" 49" 61" 73"	42" 48" 54" 62" 72" 78"	AA Satin Aluminum BK Black	4 4 Wheels 2WF 2 Wheels-1 Foot 2WL 2 Wheels-2 Levelers F Freestanding (2 Feet) FL 1 Foot- 2 Levelers L 2 Levelers	FRO Frosted Acrylic CLR Clear Acrylic WB TruBrite™ Whiteboard A1_ Colored Frosted Acrylic F1_ Fabric 100 Series F2_ Fabric 200 Series P1_ EchoScape™ 3/8" (9mm) P3_ EchoScape™ 3/4" (18mm) L1_ Laminates & Wood Grains 100 Series



**VILLA WALL™**  
**(Model 2X)**  
**Full Core Model**



Shown with 2 Levelers (L)



Shown as Freestanding (F)

			T1 TOP CORE MATERIALS								
Width	Height	Weight (lbs)	FRO	CLR	WB	A1_	F1_	F2_	P1_	P3_	L1_
			Frosted Acrylic List Price	Clear Acrylic List Price	Whiteboard List Price	Colored Frosted Acrylic List Price	Fabric 100 Series List Price	Fabric 200 Series List Price	EchoScape™ 3/8" (9mm) List Price	EchoScape™ 3/4" (18mm) List Price	Laminate 100 Series List Price
24"	42"	11	\$606	\$606	\$606	\$726	\$644	\$737	\$546	\$622	\$786
24"	48"	13	\$672	\$672	\$666	\$792	\$704	\$786	\$590	\$699	\$830
24"	54"	14	\$709	\$709	\$698	\$824	\$758	\$824	\$627	\$731	\$867
24"	62"	15	\$840	\$840	\$873	\$1,080	\$824	\$960	\$753	\$780	\$966
24"	72"	18	\$900	\$900	\$927	\$1,140	\$982	\$1,167	\$807	\$949	N/A
24"	78"	18	\$900	\$900	\$933	\$1,173	\$1,020	\$1,118	\$840	\$1,025	N/A
30"	42"	13	\$731	\$731	\$726	\$889	\$769	\$851	\$628	\$660	\$933
30"	48"	15	\$769	\$769	\$764	\$927	\$813	\$900	\$671	\$742	\$976
30"	54"	16	\$808	\$808	\$802	\$966	\$851	\$938	\$704	\$775	\$1,015
30"	62"	18	\$1,124	\$1,124	\$1,222	\$1,604	\$972	\$1,157	\$988	\$1,037	\$1,190
30"	72"	21	\$1,195	\$1,195	\$1,287	\$1,674	\$1,325	\$1,658	\$1,053	\$1,102	N/A
30"	78"	23	\$1,151	\$1,151	\$1,276	\$1,701	\$1,369	\$1,560	\$1,096	\$1,140	N/A
37"	42"	16	\$813	\$813	\$846	\$1,053	\$884	\$988	\$726	\$868	\$1,113
37"	48"	17	\$856	\$856	\$889	\$1,096	\$933	\$1,036	\$769	\$911	\$1,162
37"	54"	19	\$895	\$895	\$922	\$1,129	\$977	\$1,080	\$802	\$944	\$1,200
37"	62"	22	\$1,183	\$1,183	\$1,281	\$1,668	\$1,080	\$1,298	\$1,047	\$1,096	\$1,396
37"	72"	25	\$1,244	\$1,244	\$1,336	\$1,729	\$1,396	\$1,740	\$1,102	\$1,391	N/A
37"	78"	28	\$1,216	\$1,216	\$1,336	\$1,761	\$1,456	\$1,647	\$1,156	\$1,527	N/A
42"	42"	17	\$845	\$845	\$878	\$1,085	\$927	\$1,058	\$758	\$900	\$1,151
42"	48"	19	\$955	\$955	\$961	\$1,190	\$993	\$1,108	\$819	\$1,037	\$1,195
42"	54"	21	\$998	\$998	\$1,004	\$1,238	\$1,042	\$1,162	\$862	\$1,080	\$1,243
42"	62"	23	\$1,222	\$1,222	\$1,314	\$1,701	\$1,151	\$1,380	\$1,080	\$1,129	\$1,434
42"	72"	27	\$1,293	\$1,293	\$1,386	\$1,773	\$1,451	\$1,800	\$1,146	\$1,435	N/A
42"	78"	30	\$1,260	\$1,260	\$1,380	\$1,811	\$1,511	\$1,702	\$1,200	\$1,571	N/A
49"	42"	19	\$895	\$895	\$922	\$1,129	\$977	\$1,173	\$802	\$944	\$1,314
49"	48"	21	\$1,009	\$1,009	\$1,015	\$1,249	\$1,096	\$1,254	\$873	\$1,091	\$1,402
49"	54"	24	\$1,053	\$1,053	\$1,053	\$1,292	\$1,167	\$1,303	\$911	\$1,129	\$1,445
49"	62"	27	\$1,282	\$1,282	\$1,375	\$1,762	\$1,255	\$1,516	\$1,135	\$1,184	\$1,625
49"	72"	31	\$1,352	\$1,352	\$1,440	\$1,832	\$1,521	\$1,881	\$1,200	\$1,489	N/A
49"	78"	33	\$1,331	\$1,331	\$1,445	\$1,876	\$1,603	\$1,794	\$1,265	\$1,636	N/A
61"	42"	23	\$1,211	\$1,211	\$1,303	\$1,690	\$1,232	\$1,401	\$1,069	\$1,118	\$1,554
61"	48"	25	\$1,266	\$1,266	\$1,358	\$1,751	\$1,298	\$1,473	\$1,124	\$1,173	\$1,614
61"	54"	28	\$1,309	\$1,309	\$1,402	\$1,789	\$1,353	\$1,522	\$1,162	\$1,211	\$1,658
73"	42"	26	\$1,298	\$1,298	\$1,391	\$1,778	\$1,483	\$1,685	\$1,151	\$1,440	\$1,908
73"	48"	30	\$1,352	\$1,352	\$1,440	\$1,832	\$1,549	\$1,750	\$1,200	\$1,489	\$1,968
73"	54"	32	\$1,401	\$1,401	\$1,489	\$1,881	\$1,614	\$1,816	\$1,249	\$1,538	\$2,023
Foot Details on p.3			FOOT OPTIONS								
			4 Wheels	2 Wheels-1 Foot	2 Wheels-1 Leveler	Freestanding	1 Foot-1 Leveler	2 Levelers			
			+\$218	+\$218	+\$109	+\$218	+\$109	+\$0			

NOTE:

All pricing in USD

Not available with TruBrite™ Whiteboard on one side and Fabric on the other side

# ACCESSORIES



**HGEUM**  
Universal Hinge Kit  
Mobile Office Partitions

Universal Hinge Kit	SKU	Price
<ul style="list-style-type: none"> <li>Our Universal Hinge Kit can be used to create a 2-way, 3-way, or 4-way connection</li> <li>Designed for stationary panels up to 78" in height</li> <li>The hinge design allows the angle between the partitions to be freely adjusted</li> <li>Metal construction with a durable anodized finish</li> <li>Kit includes 3 hinges</li> </ul>	HGEUM	\$66



**HGEW**  
Wall Mount Hinge Kit

Wall Mount Hinge Kit	SKU	Price
42" - 72" High Partitions	HGEW3	\$164
78" - 84" High Partitions	HGEW4	\$218
<ul style="list-style-type: none"> <li>Wall Mount Hinges attach one side of your Office Partition to a wall</li> <li>The hinge design provides 180 degrees of adjustment allowing the partition to come off the wall at any angle</li> <li>Includes mounting hardware for sheetrock walls</li> </ul>		

## FOOT DETAILS



**4**  
4 Wheels



**2WF**  
2 Wheels-1 Foot



**2WL**  
2 Wheels-1 Leveler



**F**  
Freestanding




**FL**  
1 Foot-1 Leveler



**L**  
2 Levelers



ECHOSCAPE™ 3/8" (9MM)




ECHOSCAPE™ 3/4" (18MM)



## FABRICS 100 SERIES




Gaia  
F101



Mikan  
F103




Poppy  
F104



Euro  
F102



Sapphire  
F114



Sodalite  
F108



Arundel  
F112



Iron  
F121



Stately  
F113



Steel  
F120



Basalt  
F122



Jet  
F123

## FABRICS 200 SERIES




Barley  
F210




Sable  
F211



Java  
F212



Lemongrass  
F213




Rinse  
F214



Radiant  
F215




Tyrian  
F216




Hyacinth  
F217



Capri  
F218



Aster  
F219



Beyond  
F220




Stucco  
F221




Aluminum  
F222




Dove  
F223



Links  
F224



Atoll  
F225



Maize  
F226



Papaya  
F227




Macintosh  
F228



Berry  
F229



Gull  
F230



Pewter  
F231



## FROSTED ACRYLICS



Frosted Acrylic  
FRO



Dark Blue  
A10



Light Blue  
A11



Lime Green  
A12



Moss Green  
A13



Yellow  
A14



Orange  
A15



Red  
A16



Pink  
A17

## LAMINATES



Phantom Ecru  
L100



Soft Gold Mesh  
L101



Fusion Maple  
L120



New Age Oak  
L102



Huntington Maple  
L118



Windswept Bronze  
L103



Black Walnut  
L104



Cafelle  
L107



Grey Elm  
L121



Bleached Legno  
L105



Asian Night  
L119



Smokey Brown Pear  
L106



Blackened Legno  
L108




Brite White  
L109



Folkstone  
L110



Citadel Warp  
L111



Beluga Beige  
L112



White Drops  
L113



Woolamai Brush  
L114



Blue Agave  
L115



Hollyberry  
L116



Clementine  
L117



Antique Cognac Pine  
L300



Recon Olive  
L301



Repurposed Oak Plank  
L302



Small Planked  
L303



Mocha Olive  
L304



Lost Pine  
L305



Antique Barrel  
L306



Reclaimed Oak Plank  
L307

# DRY ERASE SURFACES



TruBrite™ Whiteboard  
WB

# FRAMES



Satin Aluminum  
AA



Black  
BK

# ECHODECO® VILLA WALL™

Price Effective - September 19, 2022



## ARTISTRY™ ROOM DIVIDERS

Acoustic, decorative, and mobile—the freestanding EchoDeco® Villa Wall™ fits the bill to complete any space. Versatile and functional, the EchoDeco Villa Wall can be hinged together to create quiet huddle spaces, break rooms, waiting rooms and private work areas without incurring costly construction. For an instant reconfiguration, add casters to move walls whenever and wherever needed.

EchoDeco Villa Walls divide space and provide acoustic comfort with a “WOW” factor. Our 2-sided wall features your design differently on each side. One side will feature your cut-in design on top of your base color. The opposite side uses the pop-out pieces from your design to allow the base color to take center stage.

Our 9mm acoustic EchoScape™, with an NRC rating of 0.85, effectively controls noise disruptions by absorbing sound. Available in 22 colors, 6 designs, and 2 frame colors, the design possibilities for your EchoDeco™ Villa Wall are endless. Combine colors and designs to create your signature look.

- Choose your design finish on each side
- Choose from 6 designs and 22 colors
- Framework is constructed using lightweight aluminum extrusion and available in black or silver
- Ships fully assembled, just add your foot option
- Custom designs possible
- Made in the USA

### How to build your SKU:

Step 1: Choose your Model	Step 2: Choose your Width	Step 2: Choose your Height	Step 3: Choose your Frame Color	Step 4: Choose your Foot Option	Step 5: Choose your Core Material Color	Step 6: Choose your Design	Step 7: Choose your Design Finish	Step 8: Choose your Design Color
2X	42	72	AA	4	P102	D020	CP	P106

## ECHODECO® VILLA WALL™

Model	Width	Height	Frame Color	Foot Options	Core Material Colors	Designs	Design Finishes	Design Material Color
2X Villa Wall™	37" 42" 49"	72"	AA Satin Aluminum BK Black	4 4 Wheels 2WF 2 Wheels-1 Foot 2WL 2 Wheels-2 Levelers F Freestanding (2 Feet) FL 1 Foot- 2 Levelers L 2 Levelers	P1_ EchoScape™ 3/8" (9mm)	D002 Fizzy D005 Dash D009 Branches D010 Constellation D017 Strata D020 Fiesta	CP Side 1 - Cut-In Side 2 - Pop-Out CC Side 1 - Cut-In Side 2 - Cut-In PP Side 1 - Pop-Out Side 2 - Pop-Out	P1_ EchoScape™ 3/8" (9mm)



**D002 Fizzy**

**Design Finish Options**


CP	Side 1 - Cut-In Side 2 - Pop-Out
CC	Side 1 - Cut-In Side 2 - Cut-In
PP	Side 1 - Pop-Out Side 2 - Pop-Out



**D005 Dash**

**Design Finish Options**

CP	Side 1 - Cut-In Side 2 - Pop-Out
CC	Side 1 - Cut-In Side 2 - Cut-In
PP	Side 1 - Pop-Out Side 2 - Pop-Out



**D009 Branches**

**Design Finish Options**

CP	Side 1 - Cut-In Side 2 - Pop-Out
CC	Side 1 - Cut-In Side 2 - Cut-In
PP	Side 1 - Pop-Out Side 2 - Pop-Out



**D010 Constellation**

**Design Finish Options**

CP	Side 1 - Cut-In Side 2 - Pop-Out
CC	Side 1 - Cut-In Side 2 - Cut-In
PP	Side 1 - Pop-Out Side 2 - Pop-Out

Pop-Out Design Finish (P)

Cut-In Design Finish (C)



**D017 Strata**

**Design Finish Options**

CP	Side 1 - Cut-In Side 2 - Pop-Out
CC	Side 1 - Cut-In Side 2 - Cut-In
PP	Side 1 - Pop-Out Side 2 - Pop-Out

Pop-Out Design Finish (P)

Cut-In Design Finish (C)



**D020 Fiesta**

**Design Finish Options**

CP	Side 1 - Cut-In Side 2 - Pop-Out
CC	Side 1 - Cut-In Side 2 - Cut-In
PP	Side 1 - Pop-Out Side 2 - Pop-Out

Pop-Out Design Finish (P)

Cut-In Design Finish (C)



**ECHODECO®**  
**VILLA WALL™**  
**(2X)**



		CORE MATERIAL		DESIGN MATERIAL			
		P1_		P1_			
Width	Height	EchoScape™ 3/8" (9mm)		EchoScape™ 3/8" (9mm)			
				Side 1: Cut-In Design Side 2: Pop-Out Design (CP)	Side 1 and 2: Cut-In Design (CC) OR Side 1 and 2: Pop-Out Design (PP)		
37"	72"	\$1,102		+\$507	+\$905		
42"	72"	\$1,146		+\$529	+\$949		
49"	72"	\$1,200		+\$556	+\$998		
Foot Details on p.5		FOOT OPTIONS					
		4 Wheels	2 Wheels- 1 Foot	2 Wheels- 1 Leveler	Freestanding	1 Foot- 1 Leveler	2 Levelers
		+\$218	+\$218	+\$109	+\$218	+\$109	+\$0

NOTE:

All pricing in USD



# ACCESSORIES



**HGEUM**  
Universal Hinge Kit  
Mobile Office Partitions

Universal Hinge Kit	SKU	Price
<ul style="list-style-type: none"> <li>Our Universal Hinge Kit can be used to create a 2-way, 3-way, or 4-way connection</li> <li>Designed for stationary panels up to 78" in height</li> <li>The hinge design allows the angle between the partitions to be freely adjusted</li> <li>Metal construction with a durable anodized finish</li> <li>Kit includes 3 hinges</li> </ul>	HGEUM	\$66



**HGEW**  
Wall Mount Hinge Kit

Wall Mount Hinge Kit	SKU	Price
42" - 72" High Partitions	HGEW3	\$164
78" - 84" High Partitions	HGEW4	\$218
<ul style="list-style-type: none"> <li>Wall Mount Hinges attach one side of your Office Partition to a wall</li> <li>The hinge design provides 180 degrees of adjustment allowing the partition to come off the wall at any angle</li> <li>Includes mounting hardware for sheetrock walls</li> </ul>		

## FOOT DETAILS



**4**  
4 Wheels



**2WF**  
2 Wheels-1 Foot



**2WL**  
2 Wheels-2 Levelers



**F**  
Freestanding



**FL**  
1 Foot-2 Levelers



**L**  
2 Levelers

# MATERIAL OPTIONS

## ECHOSCAPE™ 3/8" (9MM)



Snow  
P114



New  
Canvas  
P126



New  
Overcast  
P124



Oat  
P116



Cocoa  
P121



Sunflower  
P111



Tangerine  
P109



Ruby  
P108




Aqua  
P115



Pear  
P103



Moss  
P120



Spruce  
P123



Sky  
P117



New  
Blueprint  
P125




Denim  
P118



Cobalt  
P102



Midnight  
P119



Iced Grey  
P106



Ash  
P100



Slate  
P105




Charcoal  
P101



Jet  
P122

## FRAMES



Satin Aluminum  
AA



Black  
BK



# FOLD-N-ROLL VILLA WALL™

Price Effective - September 19, 2022



## FLEXIBLE AND VERSATILE SOLUTIONS

Flexible and versatile, the Fold-N-Roll Villa Wall allows you to easily reconfigure any room instantly. Add separation between tables, chairs or workstations, or create a collaboration or huddle areas by easily moving, folding or unfolding the hinged panels. When not needed, the Fold-N-Roll Villa Walls, simply folds closed for a compact storage solution.

Panel cores are available in a variety of widths, heights and materials to merge seamlessly with your current décor.

- Width measurement includes all 3 panels
- Hinge allows walls to fold up to 180°
- Locking casters allow for a secure configuration
- Walls can be folded to make multiple configurations
- Framework is constructed using lightweight aluminum extrusion
- Core materials include Frosted, Clear and Colored Acrylic, TruBrite™ Whiteboard, Fabric and acoustic EchoScape™
- Fold-N-Roll Villa Walls are available in custom sizes, core material and colors
- Made in the USA



### How to build your SKU:

Step 1:  
Choose your Model

2XF

Step 2:  
Choose your Width and Height

9672

Step 3:  
Choose your Frame Color

BK

Step 4:  
Choose your Core Material (Left Panel)

LFRO

Step 5:  
Choose your Core Material (Center Panel)

CF222

Step 6:  
Choose your Core Material (Right Panel)

RA12

## FOLD-N-ROLL VILLA WALL™

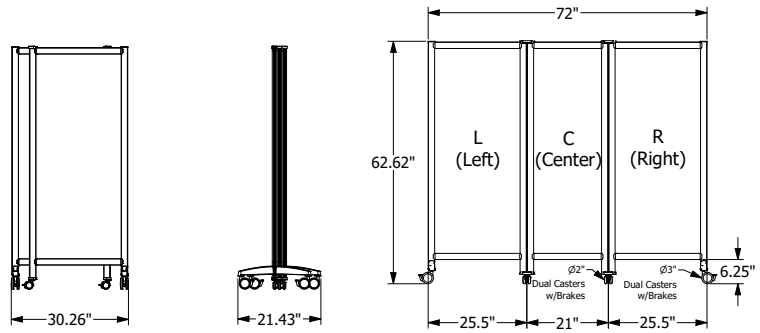
### CORE MATERIALS

Model	Overall Width and Height (Includes 3 Panels)	Frame Color	Left Panel (L)	Center Panel (C)	Right Panel (R)
2XF Fold-N-Roll Villa Wall™	72x62	AA Satin Aluminum	FRO Frosted Acrylic	FRO Frosted Acrylic	FRO Frosted Acrylic
	72x72	BK Black	CLR Clear Acrylic	CLR Clear Acrylic	CLR Clear Acrylic
	96x62		WB TruBrite™ Whiteboard	WB TruBrite™ Whiteboard	WB TruBrite™ Whiteboard
	96x72		A1_ Colored Frosted Acrylic	A1_ Colored Frosted Acrylic	A1_ Colored Frosted Acrylic
	120x62		F1_ Fabric 100 Series	F1_ Fabric 100 Series	F1_ Fabric 100 Series
	120x72		F2_ Fabric 200 Series	F2_ Fabric 200 Series	F2_ Fabric 200 Series
	144x62		P1_ EchoScape™ 3/8" (9mm)	P1_ EchoScape™ 3/8" (9mm)	P1_ EchoScape™ 3/8" (9mm)
	144x72		P3_ EchoScape™ 3/4" (18mm)	P3_ EchoScape™ 3/4" (18mm)	P3_ EchoScape™ 3/4" (18mm)

# FOLD-N-ROLL VILLA WALL™

72" W X 62" H

2XF-7262  
Fold-N-Roll Villa Wall™



72" W X 62" H OVERALL

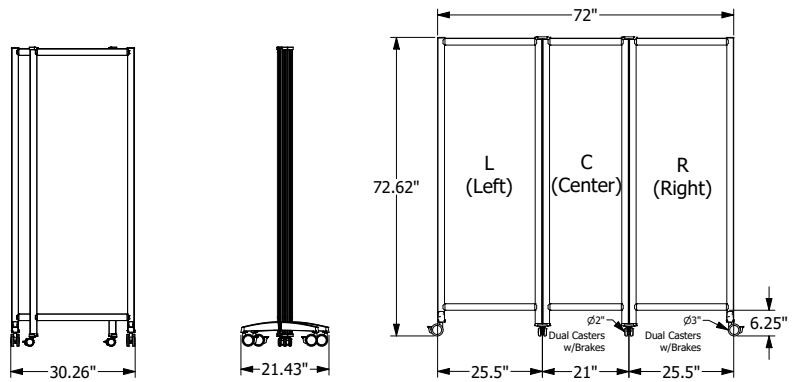
FRAME BASE LIST PRICE (Includes Locking Casters)	\$2,127
---	---------

CORE MATERIALS	Left Panel L	Center Panel C	Right Panel R
FROSTED ACRYLIC (FRO)	+\$295	+\$295	+\$295
CLEAR ACRYLIC (CLR)	+\$295	+\$295	+\$295
TRUBRITE™ WHITEBOARD (WB)	+\$322	+\$322	+\$322
COLORED FROSTED ACRYLIC (A1_)	+\$529	+\$529	+\$529
FABRIC 100 SERIES - (F1_)	+\$284	+\$284	+\$284
FABRIC 200 SERIES - (F2_)	+\$426	+\$426	+\$426
ECHOSCAPE™ 3/8" (9MM) - (P1_)	+\$202	+\$202	+\$202
ECHOSCAPE™ 3/4" (18MM) - (P3_)	+\$224	+\$224	+\$224

WEIGHT (FRAMES WITH CORES)	55 LBS
----------------------------	--------

72" W X 72" H

2XF-7272  
Fold-N-Roll Villa Wall™



72" W X 72" H OVERALL

FRAME BASE LIST PRICE (Includes Locking Casters)	\$2,292
---	---------

CORE MATERIALS	Left Panel L	Center Panel C	Right Panel R
FROSTED ACRYLIC (FRO)	+\$300	+\$300	+\$300
CLEAR ACRYLIC (CLR)	+\$300	+\$300	+\$300
TRUBRITE™ WHITEBOARD (WB)	+\$322	+\$322	+\$322
COLORED FROSTED ACRYLIC (A1_)	+\$535	+\$535	+\$535
FABRIC 100 SERIES (F1_)	+\$382	+\$382	+\$382
FABRIC 200 SERIES (F2_)	+\$573	+\$573	+\$573
ECHOSCAPE™ 3/8" (9MM) - (P1_)	+\$202	+\$202	+\$202
ECHOSCAPE™ 3/4" (18MM) - (P3_)	+\$344	+\$344	+\$344

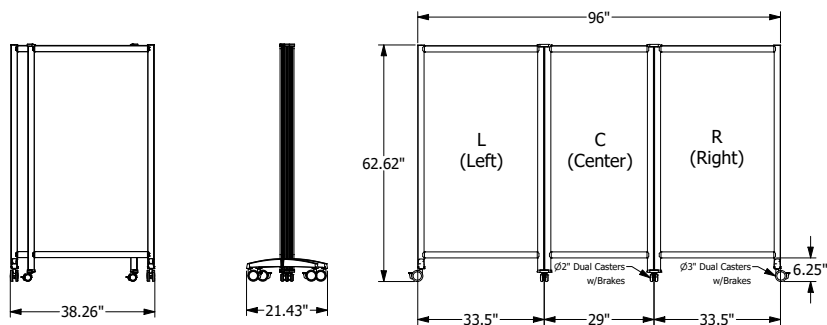
WEIGHT (FRAMES WITH CORES)	63 LBS
----------------------------	--------

NOTE: All pricing in USD

# FOLD-N-ROLL VILLA WALL™

96"W X 62"H

2XF-9662  
Fold-N-Roll Villa Wall™



96" W X 62" H OVERALL

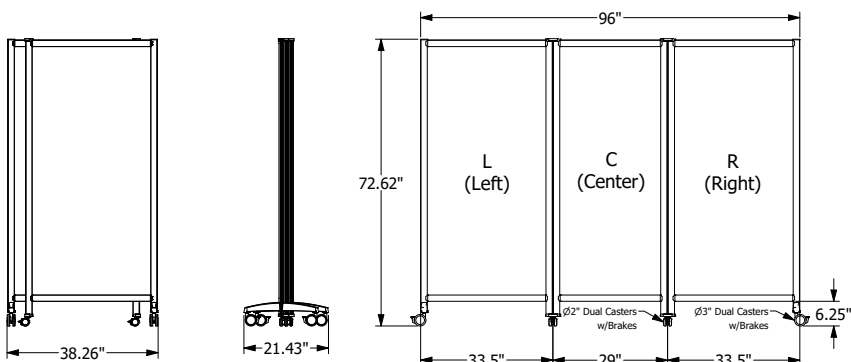
FRAME BASE LIST PRICE (Includes Locking Casters)	<b>\$2,340</b>
---	----------------

CORE MATERIALS	Left Panel L	Center Panel C	Right Panel R
FROSTED ACRYLIC (FRO)	+\$529	+\$529	+\$529
CLEAR ACRYLIC (CLR)	+\$529	+\$529	+\$529
TRUBRITE™ WHITEBOARD (WB)	+\$627	+\$627	+\$627
COLORED FROSTED ACRYLIC (A1_)	+\$1,014	+\$1,014	+\$1,014
FABRIC 100 SERIES (F1_)	+\$409	+\$409	+\$409
FABRIC 200 SERIES (F2_)	+\$616	+\$616	+\$616
ECHOSCAPE™ 3/8" (9MM) - (P1_)	+\$393	+\$393	+\$393
ECHOSCAPE™ 3/4" (18MM) - (P3_)	+\$344	+\$344	+\$344

WEIGHT (FRAMES WITH CORES)	<b>66 LBS</b>
----------------------------	---------------

96"W X 72"H

2XF-9672  
Fold-N-Roll Villa Wall™



96" W X 72" H OVERALL

FRAME BASE LIST PRICE (Includes Locking Casters)	<b>\$2,505</b>
---	----------------

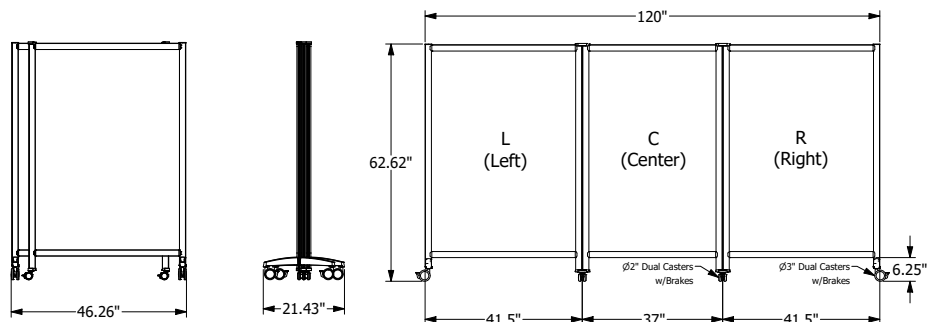
CORE MATERIALS	Left Panel L	Center Panel C	Right Panel R
FROSTED ACRYLIC (FRO)	+\$535	+\$535	+\$535
CLEAR ACRYLIC (CLR)	+\$535	+\$535	+\$535
TRUBRITE™ WHITEBOARD (WB)	+\$627	+\$627	+\$627
COLORED FROSTED ACRYLIC (A1_)	+\$1,020	+\$1,020	+\$1,020
FABRIC 100 SERIES (F1_)	+\$682	+\$682	+\$682
FABRIC 200 SERIES (F2_)	+\$1,025	+\$1,025	+\$1,025
ECHOSCAPE™ 3/8" (9MM) - (P1_)	+\$393	+\$393	+\$393
ECHOSCAPE™ 3/4" (18MM) - (P3_)	+\$682	+\$682	+\$682

WEIGHT (FRAMES WITH CORES)	<b>75 LBS</b>
----------------------------	---------------

NOTE: All pricing in USD

# FOLD-N-ROLL VILLA WALL™

**120"W X 62"H**  
**2XF-12062**  
**Fold-N-Roll Villa Wall™**



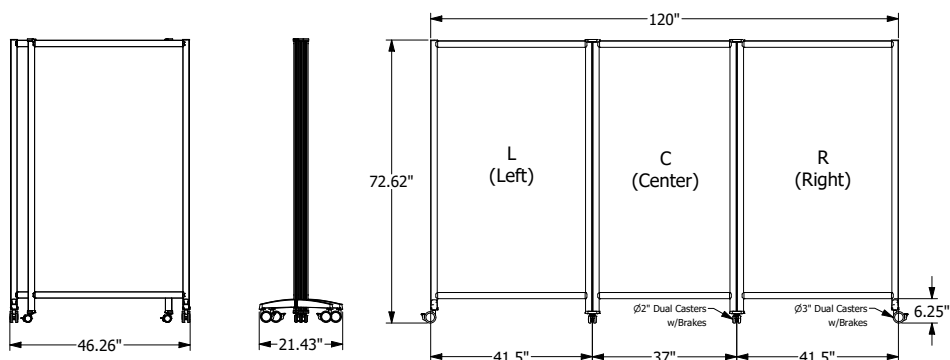
**120" W X 62" H OVERALL**

<b>FRAME BASE LIST PRICE</b> (Includes Locking Casters)	<b>\$2,487</b>
--	----------------

CORE MATERIALS	Left Panel L	Center Panel C	Right Panel R
FROSTED ACRYLIC (FRO)	+\$535	+\$535	+\$535
CLEAR ACRYLIC (CLR)	+\$535	+\$535	+\$535
TRUBRITE™ WHITEBOARD (WB)	+\$627	+\$627	+\$627
COLORED FROSTED ACRYLIC (A1_)	+\$1,014	+\$1,014	+\$1,014
FABRIC 100 SERIES (F1_)	+\$464	+\$464	+\$464
FABRIC 200 SERIES (F2_)	+\$693	+\$693	+\$693
ECHOSCAPE™ 3/8" (9MM) - (P1_)	+\$393	+\$393	+\$393
ECHOSCAPE™ 3/4" (18MM) - (P3_)	+\$442	+\$442	+\$442

<b>WEIGHT (FRAMES WITH CORES)</b>	<b>65 LBS</b>
-----------------------------------	---------------

**120"W X 72"H**  
**2XF-12072**  
**Fold-N-Roll Villa Wall™**



**120" W X 72" H OVERALL**

<b>FRAME BASE LIST PRICE</b> (Includes Locking Casters)	<b>\$2,685</b>
--	----------------

CORE MATERIALS	Left Panel L	Center Panel C	Right Panel R
FROSTED ACRYLIC (FRO)	+\$540	+\$540	+\$540
CLEAR ACRYLIC (CLR)	+\$540	+\$540	+\$540
TRUBRITE™ WHITEBOARD (WB)	+\$633	+\$633	+\$633
COLORED FROSTED ACRYLIC (A1_)	+\$1,020	+\$1,020	+\$1,020
FABRIC 100 SERIES (F1_)	+\$698	+\$698	+\$698
FABRIC 200 SERIES (F2_)	+\$1,052	+\$1,052	+\$1,052
ECHOSCAPE™ 3/8" (9MM) - (P1_)	+\$393	+\$393	+\$393
ECHOSCAPE™ 3/4" (18MM) - (P3_)	+\$682	+\$682	+\$682

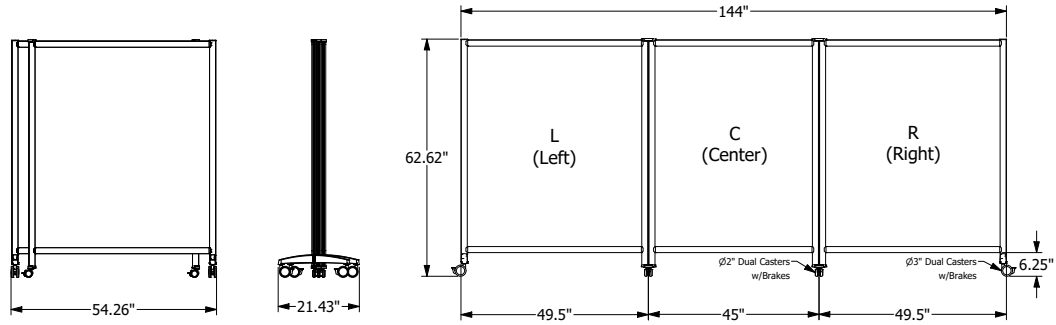
<b>WEIGHT (FRAMES WITH CORES)</b>	<b>75 LBS</b>
-----------------------------------	---------------

NOTE: All pricing in USD

# FOLD-N-ROLL VILLA WALL™

144" W X 62" H

2XF-14462  
Fold-N-Roll Villa Wall™



144" W X 62" H OVERALL

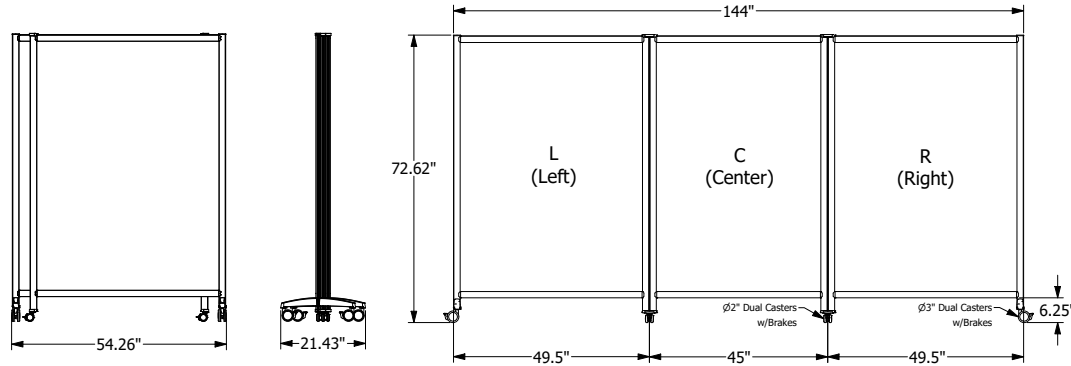
FRAME BASE LIST PRICE (Includes Locking Casters)	<b>\$2,667</b>
---	----------------

CORE MATERIALS	Left Panel L	Center Panel C	Right Panel R
FROSTED ACRYLIC (FRO)	+\$540	+\$540	+\$540
CLEAR ACRYLIC (CLR)	+\$540	+\$540	+\$540
TRUBRITE™ WHITEBOARD (WB)	+\$633	+\$633	+\$633
COLORED FROSTED ACRYLIC (A1_)	+\$1,020	+\$1,020	+\$1,020
FABRIC 100 SERIES (F1_)	+\$518	+\$518	+\$518
FABRIC 200 SERIES (F2_)	+\$780	+\$780	+\$780
ECHOSCAPE™ 3/8" (9MM) - (P1_)	+\$393	+\$393	+\$393
ECHOSCAPE™ 3/4" (18MM) - (P3_)	+\$442	+\$442	+\$442

WEIGHT (FRAMES WITH CORES)	<b>73 LBS</b>
----------------------------	---------------

144" W X 72" H

2XF-14472  
Fold-N-Roll Villa Wall™



144" W X 72" H OVERALL

FRAME BASE LIST PRICE (Includes Locking Casters)	<b>\$2,865</b>
---	----------------

CORE MATERIALS	Left Panel L	Center Panel C	Right Panel R
FROSTED ACRYLIC (FRO)	+\$545	+\$545	+\$545
CLEAR ACRYLIC (CLR)	+\$545	+\$545	+\$545
TRUBRITE™ WHITEBOARD (WB)	+\$633	+\$633	+\$633
COLORED FROSTED ACRYLIC (A1_)	+\$1,025	+\$1,025	+\$1,025
FABRIC 100 SERIES (F1_)	+\$714	+\$714	+\$714
FABRIC 200 SERIES (F2_)	+\$1,074	+\$1,074	+\$1,074
ECHOSCAPE™ 3/8" (9MM) - (P1_)	+\$393	+\$393	+\$393
ECHOSCAPE™ 3/4" (18MM) - (P3_)	+\$682	+\$682	+\$682


WEIGHT (FRAMES WITH CORES)	<b>85 LBS</b>
----------------------------	---------------

NOTE: All pricing in USD




# MATERIAL OPTIONS

## ECHOSCAPE™ 3/8" (9MM)




## ECHOSCAPE™ 3/4" (18MM)



## FABRICS 100 SERIES




Gaia  
F101




Mikan  
F103




Poppy  
F104



Euro  
F102



Sapphire  
F114



Sodalite  
F108



Arundel  
F112



Iron  
F121



Stately  
F113



Steel  
F120



Basalt  
F122



Jet  
F123

## FABRICS 200 SERIES




Barley  
F210




Sable  
F211




Java  
F212



Lemongrass  
F213



Rinse  
F214



Radiant  
F215




Tyrian  
F216




Hyacinth  
F217



Capri  
F218



Aster  
F219



Beyond  
F220




Stucco  
F221




Aluminum  
F222




Dove  
F223



Links  
F224



Atoll  
F225



Maize  
F226



Papaya  
F227




Macintosh  
F228



Berry  
F229



Gull  
F230



Pewter  
F231

## FROSTED ACRYLICS



Frosted Acrylic  
FRO



Dark Blue  
A10



Light Blue  
A11



Lime Green  
A12



Moss Green  
A13



Yellow  
A14



Orange  
A15



Red  
A16



Pink  
A17

## DRY ERASE SURFACES



TruBrite™ Whiteboard  
WB

## FRAMES



Satin Aluminum  
AA



Black  
BK



# DUPLEX WALL™

Price Effective - September 19, 2022



## PRIVACY SCREENS

Define your space with Duplex Walls. Lightweight and easy to install, MergeWorks modular panels are a cost-effective solution for creating custom cubicles, workstations, study carrels or private work areas. Our Duplex Wall comes in a wide range of heights, widths and core options making it easy to design a custom configuration that fits the size and look of your current space.

Duplex Walls are configured using two material cores for an added design touch and can be hinged together to create your custom workspace.

- Framework is constructed using lightweight aluminum extrusion
- All metal parts are anodized or powder coated for an aesthetic and durable finish
- Core materials include Frosted, Clear and Colored Acrylic, TruBrite™ Whiteboard, Fabric, EchoScape™ and Laminate
- Duplex Walls can be hinged together to create 2, 3 or 4-way configurations
- Made in the USA
- Duplex Walls are available in custom sizes, core materials and colors



### How to build your SKU:

Step 1:  
Choose your  
Model

3X

Choose your  
Width

37

Step 2:

Choose your  
Height

54

Step 3:  
Choose your  
Frame Color

AA

Step 4:  
Choose your  
Foot Option

2WF

Step 5:  
Choose your  
Upper Core Material

FRO

Step 6:  
Choose your  
Lower Core Material

F220

## DUPLEX WALLS™

Model	Width	Height	Frame Color	Foot Options	Core Materials
3X Duplex Wall™	24"	42"	AA Satin Aluminum	4 4 Wheels	FRO Frosted Acrylic
	30"	48"	BK Black	2WF 2 Wheels-1 Foot	CLR Clear Acrylic
	37"	54"		2WL 2 Wheels-2 Levelers	WB TruBrite™ Whiteboard (Both Sides)
	42"	62"		F Freestanding (2 Feet)	A1_ Colored Frosted Acrylic
	49"	72"		FL 1 Foot- 2 Levelers	F1_ Fabric 100 Series
	61"			L 2 Levelers	F2_ Fabric 200 Series
	73"				WBF1_ TruBrite™ Whiteboard (Side 1)/ Fabric 1_ (Side 2)
					WBF2_ TruBrite™ Whiteboard (Side 1)/ Fabric 2_ (Side 2)
				P1_ EchoScape™ 3/8" (9mm)	
				P3_ EchoScape™ 3/4" (18mm)	
				L1_ Laminates & Wood Grains 100 Series	

**DUPLEX WALL™**  
**(Model 3X)**  
**Segmented Two-Core**  
**Model**



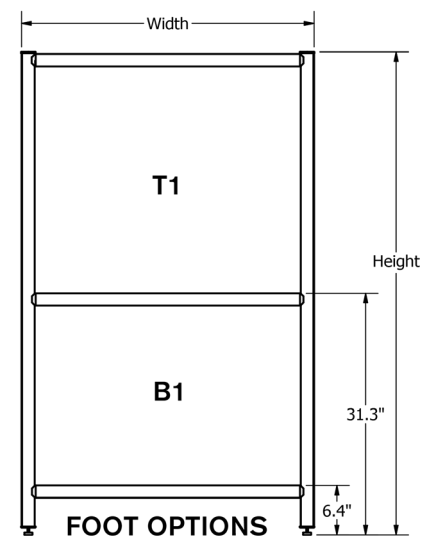
Shown with 2 Levelers (L)



Shown as Freestanding (F)

24" Width				T1 TOP CORE MATERIALS										
				FRO	CLR	WB	A1_	F1_	F2_	WBF1_	WBF2_	P1_	P3_	L1_
Width	Height	Weight (lbs)	Frame Base List Price	Frosted Acrylic	Clear Acrylic	Whiteboard	Colored Frosted Acrylic	Fabric 100 Series	Fabric 200 Series	WB/Fabric 100 Series	WB/Fabric 200 Series	EchoScape™ 3/8" (9mm)	EchoScape™ 3/4" (18mm)	Laminate 100 Series
24"	42"	12	\$513	+\$66	+\$66	+\$44	+\$88	+\$88	+\$104	+\$88	+\$104	+\$28	+\$44	+\$104
24"	48"	14	\$551	+\$93	+\$93	+\$71	+\$142	+\$109	+\$164	+\$109	+\$164	+\$50	+\$66	+\$131
24"	54"	15	\$584	+\$115	+\$115	+\$88	+\$169	+\$137	+\$175	+\$137	+\$175	+\$60	+\$109	+\$191
24"	62"	16	\$622	+\$142	+\$142	+\$115	+\$218	+\$180	+\$284	+\$180	+\$284	+\$77	+\$115	+\$229
24"	72"	19	\$682	+\$197	+\$197	+\$175	+\$317	+\$224	+\$300	+\$224	+\$300	+\$115	+\$224	+\$349
B1 - Lower core option for all 24" wide Duplex Walls (Height is 31" for all lower cores)				B1 LOWER CORE MATERIALS										
				FRO	CLR	WB	A1_	F1_	F2_	WBF1_	WBF2_	P1_	P3_	L1_
				Frosted Acrylic	Clear Acrylic	Whiteboard	Colored Frosted Acrylic	Fabric 100 Series	Fabric 200 Series	WB/Fabric 100 Series	WB/Fabric 200 Series	EchoScape™ 3/8" (9mm)	EchoScape™ 3/4" (18mm)	Laminate 100 Series
				+\$142	+\$142	+\$99	+\$175	+\$148	+\$175	+\$148	+\$175	+\$77	+\$109	+\$191
FOOT OPTIONS														
				4 Wheels	2 Wheels-1 Foot	2 Wheels-2 Levelers	Free-standing	1 Foot-2 Levelers	2 Levelers					
				+\$218	+\$218	+\$109	+\$218	+\$109	+\$0					

NOTE:  
 All pricing in USD





30" Width				T1 TOP CORE MATERIALS											
				FRO	CLR	WB	A1_	F1_	F2_	WBF1_	WBF2_	P1_	P3_	L1_	
Width	Height	Weight (lbs)	Frame Base List Price	Frosted Acrylic	Clear Acrylic	Whiteboard	Colored Frosted Acrylic	Fabric 100 Series	Fabric 200 Series	WB/Fabric 100 Series	WB/Fabric 200 Series	EchoScape™ 3/8" (9mm)	EchoScape™ 3/4" (18mm)	Laminate 100 Series	
30"	42"	14	\$567	+ \$77	+ \$77	+ \$50	+ \$104	+ \$99	+ \$120	+ \$99	+ \$120	+ \$39	+ \$55	+ \$126	
30"	48"	16	\$605	+ \$115	+ \$115	+ \$88	+ \$169	+ \$126	+ \$191	+ \$126	+ \$191	+ \$60	+ \$88	+ \$175	
30"	54"	17	\$638	+ \$142	+ \$142	+ \$115	+ \$218	+ \$169	+ \$208	+ \$169	+ \$208	+ \$77	+ \$115	+ \$246	
30"	62"	19	\$682	+ \$246	+ \$246	+ \$229	+ \$404	+ \$284	+ \$366	+ \$284	+ \$366	+ \$148	+ \$169	+ \$317	
30"	72"	22	\$742	+ \$251	+ \$251	+ \$229	+ \$409	+ \$295	+ \$377	+ \$295	+ \$377	+ \$148	+ \$224	+ \$458	
B1 - Lower core option for all 30" wide Duplex Walls (Height is 31" for all lower cores)				B1 LOWER CORE MATERIALS											
				FRO	CLR	WB	A1_	F1_	F2_	WBF1_	WBF2_	P1_	P3_	L1_	
				Frosted Acrylic	Clear Acrylic	Whiteboard	Colored Frosted Acrylic	Fabric 100 Series	Fabric 200 Series	WB/Fabric 100 Series	WB/Fabric 200 Series	EchoScape™ 3/8" (9mm)	EchoScape™ 3/4" (18mm)	Laminate 100 Series	
FOOT OPTIONS															
				4 Wheels	2 Wheels-1 Foot	2 Wheels-2 Levelers	Free-standing	1 Foot-2 Levelers	2 Levelers						

37" Width				T1 TOP CORE MATERIALS										
				FRO	CLR	WB	A1_	F1_	F2_	WBF1_	WBF2_	P1_	P3_	L1_
Width	Height	Weight (lbs)	Frame Base List Price	Frosted Acrylic	Clear Acrylic	Whiteboard	Colored Frosted Acrylic	Fabric 100 Series	Fabric 200 Series	WB/Fabric 100 Series	WB/Fabric 200 Series	EchoScape™ 3/8" (9mm)	EchoScape™ 3/4" (18mm)	Laminate 100 Series
37"	42"	17	\$622	+ \$93	+ \$93	+ \$66	+ \$137	+ \$115	+ \$148	+ \$115	+ \$148	+ \$50	+ \$66	+ \$169
37"	48"	19	\$665	+ \$159	+ \$159	+ \$142	+ \$257	+ \$153	+ \$229	+ \$153	+ \$229	+ \$93	+ \$115	+ \$218
37"	54"	20	\$698	+ \$164	+ \$164	+ \$142	+ \$257	+ \$202	+ \$257	+ \$202	+ \$257	+ \$93	+ \$148	+ \$317
37"	62"	23	\$753	+ \$251	+ \$251	+ \$229	+ \$409	+ \$317	+ \$442	+ \$317	+ \$442	+ \$148	+ \$180	+ \$398
37"	72"	26	\$813	+ \$289	+ \$289	+ \$295	+ \$529	+ \$366	+ \$469	+ \$366	+ \$469	+ \$202	+ \$344	+ \$595
B1 - Lower core option for all 37" wide Duplex Walls (Height is 31" for all lower cores)				B1 LOWER CORE MATERIALS										
				FRO	CLR	WB	A1_	F1_	F2_	WBF1_	WBF2_	P1_	P3_	L1_
				Frosted Acrylic	Clear Acrylic	Whiteboard	Colored Frosted Acrylic	Fabric 100 Series	Fabric 200 Series	WB/Fabric 100 Series	WB/Fabric 200 Series	EchoScape™ 3/8" (9mm)	EchoScape™ 3/4" (18mm)	Laminate 100 Series
FOOT OPTIONS														
				4 Wheels	2 Wheels-1 Foot	2 Wheels-2 Levelers	Free-standing	1 Foot-2 Levelers	2 Levelers					

NOTE:

All pricing in USD

# DUPLEX WALL™

42" Width				T1 TOP CORE MATERIALS													
				FRO	CLR	WB	A1_	F1_	F2_	WBF1_	WBF2_	P1_	P3_	L1_			
Width	Height	Weight (lbs)	Frame Base List Price	Frosted Acrylic	Clear Acrylic	Whiteboard	Colored Frosted Acrylic	Fabric 100 Series	Fabric 200 Series	WB/Fabric 100 Series	WB/Fabric 200 Series	EchoScape™ 3/8" (9mm)	EchoScape™ 3/4" (18mm)	Laminate 100 Series			
42"	42"	19	\$665	+ \$109	+ \$109	+ \$82	+ \$159	+ \$126	+ \$159	+ \$126	+ \$159	+ \$55	+ \$71	+ \$175			
42"	48"	20	\$704	+ \$164	+ \$164	+ \$142	+ \$257	+ \$164	+ \$257	+ \$164	+ \$257	+ \$93	+ \$126	+ \$224			
42"	54"	23	\$742	+ \$197	+ \$197	+ \$175	+ \$317	+ \$218	+ \$278	+ \$218	+ \$278	+ \$115	+ \$224	+ \$322			
42"	62"	25	\$791	+ \$251	+ \$251	+ \$229	+ \$409	+ \$322	+ \$486	+ \$322	+ \$486	+ \$148	+ \$224	+ \$404			
42"	72"	29	\$862	+ \$355	+ \$355	+ \$338	+ \$595	+ \$393	+ \$513	+ \$393	+ \$513	+ \$218	+ \$442	+ \$600			
B1 - Lower core option for all 42" wide Duplex Walls (Height is 31" for all lower cores)				B1 LOWER CORE MATERIALS													
				FRO	CLR	WB	A1_	F1_	F2_	WBF1_	WBF2_	P1_	P3_	L1_			
				Frosted Acrylic	Clear Acrylic	Whiteboard	Colored Frosted Acrylic	Fabric 100 Series	Fabric 200 Series	WB/Fabric 100 Series	WB/Fabric 200 Series	EchoScape™ 3/8" (9mm)	EchoScape™ 3/4" (18mm)	Laminate 100 Series			
				+ \$251	+ \$251	+ \$191	+ \$317	+ \$224	+ \$284	+ \$224	+ \$284	+ \$148	+ \$224	+ \$322			
FOOT OPTIONS				4 Wheels	2 Wheels-1 Foot	2 Wheels-2 Levelers	Free-standing	1 Foot-2 Levelers	2 Levelers								
				+ \$218	+ \$218	+ \$109	+ \$218	+ \$109	+ \$0								

49" Width				T1 TOP CORE MATERIALS													
				FRO	CLR	WB	A1_	F1_	F2_	WBF1_	WBF2_	P1_	P3_	L1_			
Width	Height	Weight (lbs)	Frame Base List Price	Frosted Acrylic	Clear Acrylic	Whiteboard	Colored Frosted Acrylic	Fabric 100 Series	Fabric 200 Series	WB/Fabric 100 Series	WB/Fabric 200 Series	EchoScape™ 3/8" (9mm)	EchoScape™ 3/4" (18mm)	Laminate 100 Series			
49"	42"	21	\$725	+ \$115	+ \$115	+ \$82	+ \$164	+ \$148	+ \$180	+ \$148	+ \$180	+ \$55	+ \$82	+ \$202			
49"	48"	23	\$763	+ \$169	+ \$169	+ \$142	+ \$262	+ \$186	+ \$295	+ \$186	+ \$295	+ \$93	+ \$153	+ \$273			
49"	54"	26	\$802	+ \$202	+ \$202	+ \$175	+ \$317	+ \$257	+ \$322	+ \$257	+ \$322	+ \$115	+ \$224	+ \$382			
49"	62"	29	\$862	+ \$257	+ \$257	+ \$229	+ \$415	+ \$333	+ \$551	+ \$333	+ \$551	+ \$148	+ \$224	+ \$464			
49"	72"	33	\$932	+ \$360	+ \$360	+ \$344	+ \$600	+ \$415	+ \$584	+ \$415	+ \$584	+ \$218	+ \$442	+ \$725			
B1 - Lower core option for all 49" wide Duplex Walls (Height is 31" for all lower cores)				B1 LOWER CORE MATERIALS													
				FRO	CLR	WB	A1_	F1_	F2_	WBF1_	WBF2_	P1_	P3_	L1_			
				Frosted Acrylic	Clear Acrylic	Whiteboard	Colored Frosted Acrylic	Fabric 100 Series	Fabric 200 Series	WB/Fabric 100 Series	WB/Fabric 200 Series	EchoScape™ 3/8" (9mm)	EchoScape™ 3/4" (18mm)	Laminate 100 Series			
				+ \$251	+ \$251	+ \$191	+ \$322	+ \$257	+ \$322	+ \$257	+ \$322	+ \$148	+ \$224	+ \$382			
FOOT OPTIONS				4 Wheels	2 Wheels-1 Foot	2 Wheels-2 Levelers	Free-standing	1 Foot-2 Levelers	2 Levelers								
				+ \$218	+ \$218	+ \$109	+ \$218	+ \$109	+ \$0								

NOTE:

All pricing in USD

61" Width				T1 TOP CORE MATERIALS															
				FRO	CLR	WB	A1_	F1_	F2_	WBF1_	WBF2_	P1_	P3_	L1_					
Width	Height	Weight (lbs)	Frame Base List Price	Frosted Acrylic	Clear Acrylic	Whiteboard	Colored Frosted Acrylic	Fabric 100 Series	Fabric 200 Series	WB/Fabric 100 Series	WB/Fabric 200 Series	EchoScape™ 3/8" (9mm)	EchoScape™ 3/4" (18mm)	Laminate 100 Series					
61"	42"	25	\$823	+\$169	+\$169	+\$153	+\$289	+\$175	+\$213	+\$207	+\$228	+\$109	+\$120	+\$251					
61"	48"	28	\$867	+\$289	+\$289	+\$295	+\$529	+\$224	+\$360	+\$271	+\$340	+\$202	+\$229	+\$327					
61"	54"	30	\$911	+\$295	+\$295	+\$295	+\$529	+\$306	+\$393	+\$387	+\$430	+\$202	+\$229	+\$469					
61"	62"	34	\$971	+\$529	+\$529	+\$584	+\$1,014	+\$545	+\$709	+\$727	+\$811	+\$387	+\$442	+\$605					
61"	72"	38	\$1,047	+\$535	+\$535	+\$584	+\$1,020	+\$567	+\$736	+\$737	+\$827	+\$393	+\$442	+\$883					
B1 - Lower core option for all 61" wide Duplex Walls (Height is 31" for all lower cores)				B1 LOWER CORE MATERIALS															
				FRO	CLR	WB	A1_	F1_	F2_	WBF1_	WBF2_	P1_	P3_	L1_					
				Frosted Acrylic	Clear Acrylic	Whiteboard	Colored Frosted Acrylic	Fabric 100 Series	Fabric 200 Series	WB/Fabric 100 Series	WB/Fabric 200 Series	EchoScape™ 3/8" (9mm)	EchoScape™ 3/4" (18mm)	Laminate 100 Series					
				+\$529	+\$529	+\$322	+\$535	+\$311	+\$398	+\$387	+\$435	+\$387	+\$436	+\$469					
FOOT OPTIONS				4 Wheels						2 Wheels-1 Foot		2 Wheels-2 Levelers		Free-standing	1 Foot-2 Levelers	2 Levelers			
								+\$218	+\$218	+\$109	+\$218	+\$109							+\$0

73" Width				T1 TOP CORE MATERIALS															
				FRO	CLR	WB	A1_	F1_	F2_	WBF1_	WBF2_	P1_	P3_	L1_					
Width	Height	Weight (lbs)	Frame Base List Price	Frosted Acrylic	Clear Acrylic	Whiteboard	Colored Frosted Acrylic	Fabric 100 Series	Fabric 200 Series	WB/Fabric 100 Series	WB/Fabric 200 Series	EchoScape™ 3/8" (9mm)	EchoScape™ 3/4" (18mm)	Laminate 100 Series					
73"	42"	29	\$922	+\$175	+\$175	+\$153	+\$295	+\$213	+\$268	+\$218	+\$244	+\$109	+\$148	+\$333					
73"	48"	32	\$971	+\$295	+\$295	+\$295	+\$535	+\$284	+\$447	+\$287	+\$371	+\$202	+\$235	+\$453					
73"	54"	35	\$1020	+\$300	+\$300	+\$295	+\$535	+\$393	+\$496	+\$409	+\$462	+\$202	+\$344	+\$638					
73"	62"	40	\$1085	+\$540	+\$540	+\$584	+\$1,020	+\$704	+\$911	+\$764	+\$870	+\$393	+\$442	+\$840					
73"	72"	45	\$1167	+\$540	+\$540	+\$584	+\$1,025	+\$736	+\$943	+\$780	+\$880	+\$393	+\$682	+\$1,161					
B1 - Lower core option for all 73" wide Duplex Walls (Height is 31" for all lower cores)				B1 LOWER CORE MATERIALS															
				FRO	CLR	WB	A1_	F1_	F2_	WBF1_	WBF2_	P1_	P3_	L1_					
				Frosted Acrylic	Clear Acrylic	Whiteboard	Colored Frosted Acrylic	Fabric 100 Series	Fabric 200 Series	WB/Fabric 100 Series	WB/Fabric 200 Series	EchoScape™ 3/8" (9mm)	EchoScape™ 3/4" (18mm)	Laminate 100 Series					
				+\$535	+\$535	+\$322	+\$540	+\$398	+\$502	+\$409	+\$467	+\$393	+\$442	+\$638					
FOOT OPTIONS				4 Wheels						2 Wheels-1 Foot		2 Wheels-2 Levelers		Free-standing	1 Foot-2 Levelers	2 Levelers			
								+\$218	+\$218	+\$109	+\$218	+\$109							+\$0

NOTE:

All pricing in USD



# ACCESSORIES



**HGEUM**  
Universal Hinge Kit  
Mobile Office Partitions

Universal Hinge Kit	SKU	Price
<ul style="list-style-type: none"> <li>Our Universal Hinge Kit can be used to create a 2-way, 3-way, or 4-way connection</li> <li>Designed for stationary panels up to 78" in height</li> <li>The hinge design allows the angle between the partitions to be freely adjusted</li> <li>Metal construction with a durable anodized finish</li> <li>Kit includes 3 hinges</li> </ul>	HGEUM	\$66




**HGEW**  
Wall Mount Hinge Kit

Wall Mount Hinge Kit	SKU	Price
42" - 72" High Partitions	HGEW3	\$164
78" - 84" High Partitions	HGEW4	\$218


- Wall Mount Hinges attach one side of your Office Partition to a wall
- The hinge design provides 180 degrees of adjustment allowing the partition to come off the wall at any angle
- Includes mounting hardware for sheetrock walls

## FOOT DETAILS




# MATERIAL OPTIONS

## ECHOSCAPE™ 3/8" (9MM)



## ECHOSCAPE™ 3/4" (18MM)






## FABRICS 100 SERIES




Gaia  
F101




Mikan  
F103




Poppy  
F104



Euro  
F102



Sapphire  
F114



Sodalite  
F108



Arundel  
F112



Iron  
F121



Stately  
F113



Steel  
F120



Basalt  
F122



Jet  
F123

## FABRICS 200 SERIES




Barley  
F210




Sable  
F211




Java  
F212



Lemongrass  
F213




Rinse  
F214



Radiant  
F215




Tyrian  
F216




Hyacinth  
F217



Capri  
F218




Aster  
F219



Beyond  
F220




Stucco  
F221




Aluminum  
F222




Dove  
F223




Links  
F224



Atoll  
F225



Maize  
F226



Papaya  
F227




Macintosh  
F228



Berry  
F229



Gull  
F230



Pewter  
F231

## FROSTED ACRYLICS



Frosted Acrylic  
FRO



Dark Blue  
A10



Light Blue  
A11



Lime Green  
A12



Moss Green  
A13



Yellow  
A14



Orange  
A15



Red  
A16



Pink  
A17

## LAMINATES



Phantom Ecru  
L100



Soft Gold Mesh  
L101



Fusion Maple  
L120



New Age Oak  
L102



Huntington Maple  
L118



Windswept Bronze  
L103



Black Walnut  
L104



Cafelle  
L107



Grey Elm  
L121



Bleached Legno  
L105



Asian Night  
L119



Smokey Brown Pear  
L106



Blackened Legno  
L108




Brite White  
L109



Folkstone  
L110



Citadel Warp  
L111



Beluga Beige  
L112



White Drops  
L113



Woolamai Brush  
L114



Blue Agave  
L115



Hollyberry  
L116



Clementine  
L117



Antique Cognac Pine  
L300



Recon Olive  
L301



Repurposed Oak Plank  
L302



Small Planked  
L303



Mocha Olive  
L304



Lost Pine  
L305



Antique Barrel  
L306



Reclaimed Oak Plank  
L307

## DRY ERASE SURFACES



TruBrite™ Whiteboard  
WB

## FRAMES



Satin Aluminum  
AA



Black  
BK



# URBAN WALL®

Price Effective - September 19, 2022



## ROOM DIVIDER

Contemporary Urban Wall room dividers maximize current space while adding style to your office concept. Define shared spaces to create meeting rooms, collaboration huddle spaces, breakrooms, customer or patient waiting rooms, and private work areas without incurring costly construction. The Urban Wall comes in a wide range of sizes, configurations and core material options making it fun and easy to create a custom room divider. Build your Urban Wall by designing each panel, then connect them together to construct the workspace that works for you.

- Framework is constructed using lightweight aluminum extrusion
- All metal parts are anodized or powder coated for an aesthetic and durable finish
- Design your Urban Wall using five core materials in a wide array of rich colors
- Our acoustic core material, EchoScape™ 3/8" (9mm) effectively controls noise disruptions by absorbing sound and is NRC rated at 0.85
- Room divider panels can be hinged together to create 2, 3 or 4-way configurations
- Made in the USA



### How to build your SKU:

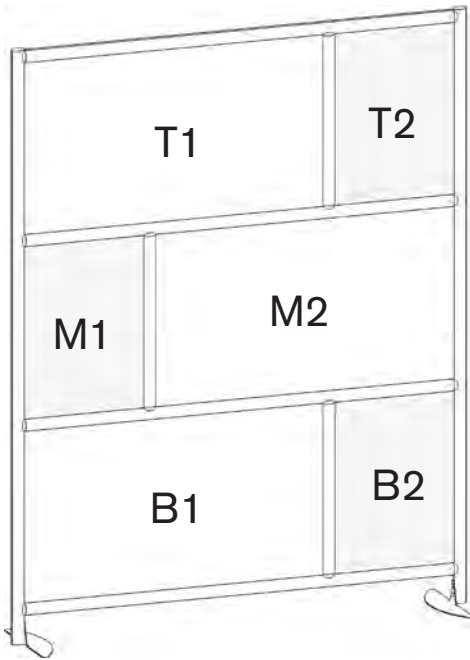
Step 1: Choose your Model	Step 2: Choose your Width	Step 2: Choose your Height	Step 3: Choose your Core Layout	Step 4: Choose your Frame Color	Step 5: Choose your Foot Option	*Step 6: Choose your Core Material	*Step 7: Choose your Core Material	Step 8: Choose your Core Material
UW	37	54	3C	AA	F	T1 L112	T2 FRO	B1 FRO

\*See page 2 for core materials diagram

## URBAN WALL®

Model	Width	Height	Core Layout	Frame Color	Foot Options	Core Materials
UW Urban Wall®	25" 37" 49" 61" 73"	54" 78"	2C 2 Cores 3C 3 Cores 4C 4 Cores 5C 5 Cores 6C 6 Cores	AA Satin Aluminum BK Black	4 4 Wheels 2WF 2 Wheels-1 Foot 2WL 2 Wheels-2 Levelers F Freestanding (2 Feet) FL 1 Foot- 2 Levelers L 2 Levelers	FRO Frosted Acrylic CLR Clear Acrylic A1_ Colored Frosted Acrylic WB TruBrite™ Whiteboard (Both Sides) F1_ Fabric 100 Series F2_ Fabric 200 Series WBF1_ TruBrite™ (Side 1)/ Fabric 1_ (Side 2) WBF2_ TruBrite™ (Side 1)/ Fabric 2_ (Side 2) P1_ EchoScape™ 3/8" (9mm) L1_ Laminates & Wood Grains

# URBAN WALL® - CONFIGURATIONS



T - Top Row - Numbered left to right

M - Middle Row - Numbered left to right

B - Bottom Row - Numbered left to right



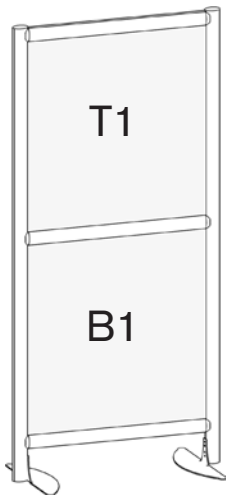
Shown with 4 Wheels (4)

**URBAN WALL®**

(Model UW)

Designer Room Divider

## 25" X 54" TWO CORE MODEL



25"w X 54"h  
Two Core

FRAME BASE PRICE	\$584
------------------	-------

CORE MATERIALS	T1	B1
FROSTED ACRYLIC	+\$120	+\$120
CLEAR ACRYLIC	+\$120	+\$120
COLORED FROSTED ACRYLIC	+\$175	+\$175
TRUBRITE™ WHITEBOARD	+\$99	+\$99
FABRIC 100 SERIES	+\$148	+\$148
FABRIC 200 SERIES	+\$180	+\$180
WB / FABRIC 100 SERIES	+\$148	+\$148
WB / FABRIC 200 SERIES	+\$180	+\$180
ECHOSCAPE™ 3/8" (9mm)	+\$60	+\$60
LAMINATE 100 SERIES	+\$202	+\$202

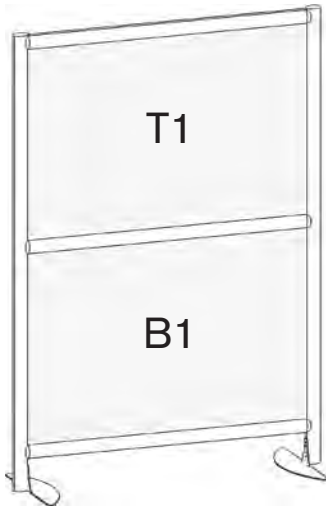
FOOT OPTIONS					
4 Wheels	2 Wheels - 1 Foot	2 Wheels - 2 Levelers	Free - standing	1 Foot - 2 Levelers	2 Levelers
+\$218	+\$218	+\$109	+\$218	+\$109	+\$0

WEIGHT (FRAMES WITH CORES)	16 LBS
----------------------------	--------

NOTE:  
All pricing in USD



**37" X 54" TWO CORE MODEL**



**37" w X 54" h**  
**Two Core**

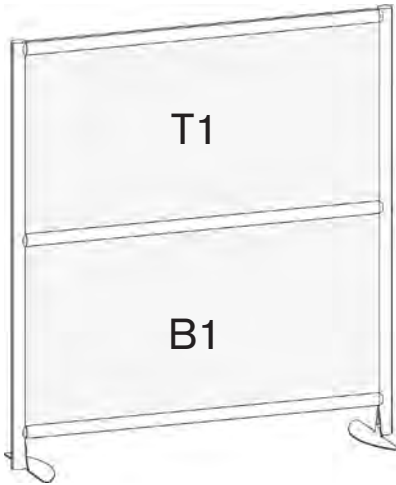
<b>FRAME BASE PRICE</b>	<b>\$687</b>
-------------------------	--------------

CORE MATERIALS	T1	B1
FROSTED ACRYLIC	+\$164	+\$164
CLEAR ACRYLIC	+\$164	+\$164
COLORED FROSTED ACRYLIC	+\$257	+\$257
TRUBRITE™ WHITEBOARD	+\$153	+\$153
FABRIC 100 SERIES	+\$208	+\$208
FABRIC 200 SERIES	+\$262	+\$262
WB / FABRIC 100 SERIES	+\$208	+\$208
WB / FABRIC 200 SERIES	+\$262	+\$262
ECHOSCAPE™ 3/8" (9mm)	+\$93	+\$93
LAMINATE 100 SERIES	+\$317	+\$317

FOOT OPTIONS					
4 Wheels	2 Wheels - 1 Foot	2 Wheels - 2 Levelers	Free - standing	1 Foot - 2 Levelers	2 Levelers
+\$218	+\$218	+\$109	+\$218	+\$109	+\$0

<b>WEIGHT (FRAMES WITH CORES)</b>	<b>20 LBS</b>
-----------------------------------	---------------

**49" X 54" TWO CORE MODEL**



**49" w X 54" h**  
**Two Core**

<b>FRAME BASE PRICE</b>	<b>\$791</b>
-------------------------	--------------

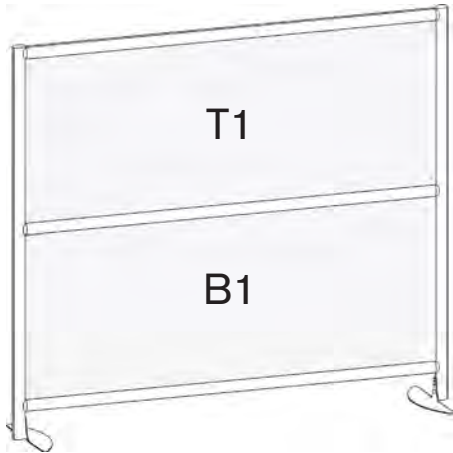
CORE MATERIALS	T1	B1
FROSTED ACRYLIC	+\$202	+\$202
CLEAR ACRYLIC	+\$202	+\$202
COLORED FROSTED ACRYLIC	+\$322	+\$322
TRUBRITE™ WHITEBOARD	+\$191	+\$191
FABRIC 100 SERIES	+\$257	+\$257
FABRIC 200 SERIES	+\$322	+\$322
WB / FABRIC 100 SERIES	+\$257	+\$257
WB / FABRIC 200 SERIES	+\$322	+\$322
ECHOSCAPE™ 3/8" (9mm)	+\$115	+\$115
LAMINATE 100 SERIES	+\$382	+\$382

FOOT OPTIONS					
4 Wheels	2 Wheels - 1 Foot	2 Wheels - 2 Levelers	Free - standing	1 Foot - 2 Levelers	2 Levelers
+\$218	+\$218	+\$109	+\$218	+\$109	+\$0

<b>WEIGHT (FRAMES WITH CORES)</b>	<b>26 LBS</b>
-----------------------------------	---------------

NOTE:  
All pricing in USD

61" X 54" TWO CORE MODEL



61" w X 54" h  
Two Core

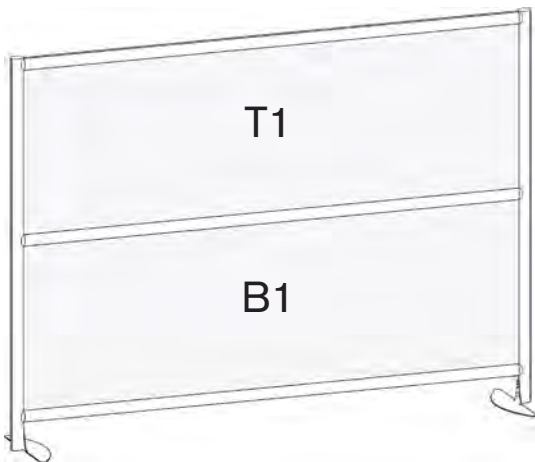
FRAME BASE PRICE	\$900	
------------------	-------	--

CORE MATERIALS	T1	B1
FROSTED ACRYLIC	+\$295	+\$295
CLEAR ACRYLIC	+\$295	+\$295
COLORED FROSTED ACRYLIC	+\$529	+\$529
TRUBRITE™ WHITEBOARD	+\$322	+\$322
FABRIC 100 SERIES	+\$311	+\$311
FABRIC 200 SERIES	+\$393	+\$393
WB / FABRIC 100 SERIES	+\$311	+\$311
WB / FABRIC 200 SERIES	+\$393	+\$393
ECHOSCAPE™ 3/8" (9mm)	+\$202	+\$202
LAMINATE 100 SERIES	+\$469	+\$469

FOOT OPTIONS					
4 Wheels	2 Wheels - 1 Foot	2 Wheels - 2 Levelers	Free - standing	1 Foot - 2 Levelers	2 Levelers
+\$218	+\$218	+\$109	+\$218	+\$109	+\$0

WEIGHT (FRAMES WITH CORES)	30 LBS
----------------------------	--------

73" X 54" TWO CORE MODEL



73" w X 54" h  
Two Core

FRAME BASE PRICE	\$1,003	
------------------	---------	--

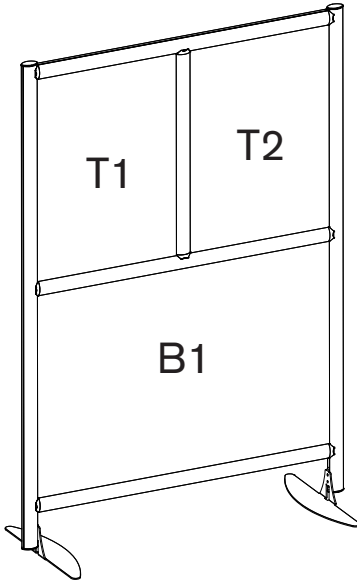
CORE MATERIALS	T1	B1
FROSTED ACRYLIC	+\$300	+\$300
CLEAR ACRYLIC	+\$300	+\$300
COLORED FROSTED ACRYLIC	+\$540	+\$540
TRUBRITE™ WHITEBOARD	+\$322	+\$322
FABRIC 100 SERIES	+\$398	+\$398
FABRIC 200 SERIES	+\$496	+\$496
WB / FABRIC 100 SERIES	+\$398	+\$398
WB / FABRIC 200 SERIES	+\$496	+\$496
ECHOSCAPE™ 3/8" (9mm)	+\$202	+\$202
LAMINATE 100 SERIES	+\$638	+\$638

FOOT OPTIONS					
4 Wheels	2 Wheels - 1 Foot	2 Wheels - 2 Levelers	Free - standing	1 Foot - 2 Levelers	2 Levelers
+\$218	+\$218	+\$109	+\$218	+\$109	+\$0

WEIGHT (FRAMES WITH CORES)	35 LBS
----------------------------	--------

NOTE:  
All pricing in USD

**37" X 54" THREE CORE MODEL**



**37" w X 54" h**  
**Three Core**

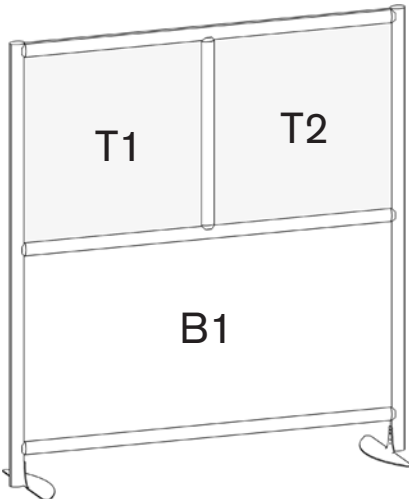
<b>FRAME BASE PRICE</b>	<b>\$774</b>
-------------------------	--------------

CORE MATERIALS	T1	T2	B1
FROSTED ACRYLIC	+\$99	+\$99	+\$164
CLEAR ACRYLIC	+\$99	+\$99	+\$164
COLORED FROSTED ACRYLIC	+\$142	+\$142	+\$257
TRUBRITE™ WHITEBOARD	+\$71	+\$71	+\$153
FABRIC 100 SERIES	+\$109	+\$109	+\$208
FABRIC 200 SERIES	+\$148	+\$148	+\$262
WB / FABRIC 100 SERIES	+\$109	+\$109	+\$208
WB / FABRIC 200 SERIES	+\$148	+\$148	+\$262
ECHOSCAPE™ 3/8" (9mm)	+\$50	+\$50	+\$93
LAMINATE 100 SERIES	+\$153	+\$153	+\$317

FOOT OPTIONS					
4 Wheels	2 Wheels - 1 Foot	2 Wheels - 2 Levelers	Free - standing	1 Foot - 2 Levelers	2 Levelers
+\$218	+\$218	+\$109	+\$218	+\$109	+\$0

<b>WEIGHT (FRAMES WITH CORES)</b>	<b>21 LBS</b>
-----------------------------------	---------------

**49" X 54" THREE CORE MODEL**



**49" w X 54" h**  
**Three Core**

<b>FRAME BASE PRICE</b>	<b>\$878</b>
-------------------------	--------------

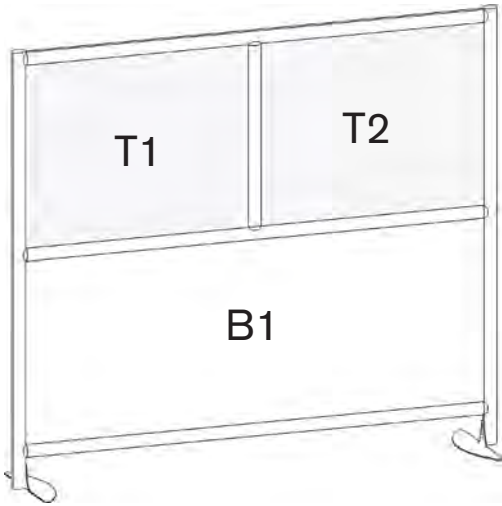
CORE MATERIALS	T1	T2	B1
FROSTED ACRYLIC	+\$120	+\$120	+\$202
CLEAR ACRYLIC	+\$120	+\$120	+\$202
COLORED FROSTED ACRYLIC	+\$175	+\$175	+\$322
TRUBRITE™ WHITEBOARD	+\$88	+\$88	+\$191
FABRIC 100 SERIES	+\$148	+\$148	+\$257
FABRIC 200 SERIES	+\$180	+\$180	+\$322
WB / FABRIC 100 SERIES	+\$148	+\$148	+\$257
WB / FABRIC 200 SERIES	+\$180	+\$180	+\$322
ECHOSCAPE™ 3/8" (9mm)	+\$60	+\$60	+\$115
LAMINATE 100 SERIES	+\$202	+\$202	+\$382

FOOT OPTIONS					
4 Wheels	2 Wheels - 1 Foot	2 Wheels - 2 Levelers	Free - standing	1 Foot - 2 Levelers	2 Levelers
+\$218	+\$218	+\$109	+\$218	+\$109	+\$0

<b>WEIGHT (FRAMES WITH CORES)</b>	<b>27 LBS</b>
-----------------------------------	---------------

NOTE:  
All pricing in USD

61" X 54" THREE CORE MODEL



61" w X 54" h  
Three Core

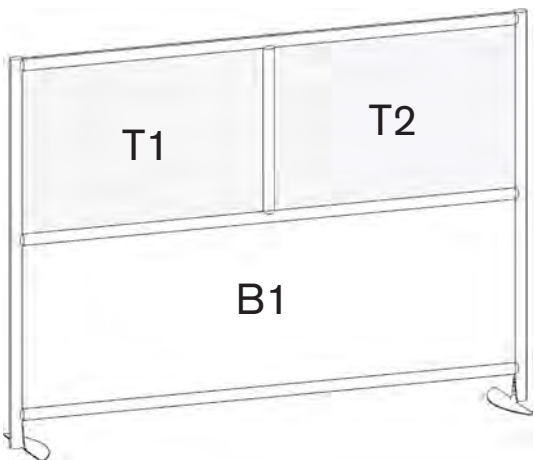
FRAME BASE PRICE	\$981
------------------	-------

CORE MATERIALS	T1	T2	B1
FROSTED ACRYLIC	+\$142	+\$142	+\$295
CLEAR ACRYLIC	+\$142	+\$142	+\$295
COLORED FROSTED ACRYLIC	+\$218	+\$218	+\$529
TRUBRITE™ WHITEBOARD	+\$120	+\$120	+\$322
FABRIC 100 SERIES	+\$175	+\$175	+\$311
FABRIC 200 SERIES	+\$218	+\$218	+\$393
WB / FABRIC 100 SERIES	+\$175	+\$175	+\$311
WB / FABRIC 200 SERIES	+\$218	+\$218	+\$393
ECHOSCAPE™ 3/8" (9mm)	+\$77	+\$77	+\$202
LAMINATE 100 SERIES	+\$251	+\$251	+\$469

FOOT OPTIONS					
4 Wheels	2 Wheels - 1 Foot	2 Wheels - 2 Levelers	Free - standing	1 Foot - 2 Levelers	2 Levelers
+\$218	+\$218	+\$109	+\$218	+\$109	+\$0

WEIGHT (FRAMES WITH CORES)	31 LBS
----------------------------	--------

73" X 54" THREE CORE MODEL



73" w X 54" h  
Three Core

FRAME BASE PRICE	\$1,090
------------------	---------

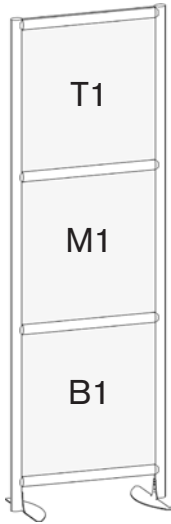
CORE MATERIALS	T1	T2	B1
FROSTED ACRYLIC	+\$164	+\$164	+\$300
CLEAR ACRYLIC	+\$164	+\$164	+\$300
COLORED FROSTED ACRYLIC	+\$257	+\$257	+\$540
TRUBRITE™ WHITEBOARD	+\$142	+\$142	+\$322
FABRIC 100 SERIES	+\$208	+\$208	+\$398
FABRIC 200 SERIES	+\$262	+\$262	+\$496
WB / FABRIC 100 SERIES	+\$208	+\$208	+\$398
WB / FABRIC 200 SERIES	+\$262	+\$262	+\$496
ECHOSCAPE™ 3/8" (9mm)	+\$93	+\$93	+\$202
LAMINATE 100 SERIES	+\$317	+\$317	+\$638

FOOT OPTIONS					
4 Wheels	2 Wheels - 1 Foot	2 Wheels - 2 Levelers	Free - standing	1 Foot - 2 Levelers	2 Levelers
+\$218	+\$218	+\$109	+\$218	+\$109	+\$0

WEIGHT (FRAMES WITH CORES)	36 LBS
----------------------------	--------

NOTE:  
All pricing in USD

25" X 78" THREE CORE STACKED MODEL



25"w X 78"h  
Three Core

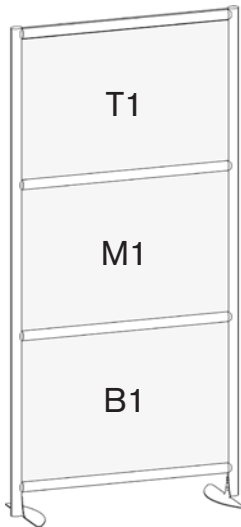
FRAME BASE PRICE	\$813
------------------	-------

CORE MATERIALS	T1	M1	B1
FROSTED ACRYLIC	+\$120	+\$120	+\$120
CLEAR ACRYLIC	+\$120	+\$120	+\$120
COLORED FROSTED ACRYLIC	+\$175	+\$175	+\$175
TRUBRITE™ WHITEBOARD	+\$99	+\$99	+\$99
FABRIC 100 SERIES	+\$148	+\$148	+\$148
FABRIC 200 SERIES	+\$180	+\$180	+\$180
WB / FABRIC 100 SERIES	+\$148	+\$148	+\$148
WB / FABRIC 200 SERIES	+\$180	+\$180	+\$180
ECHOSCAPE™ 3/8" (9mm)	+\$60	+\$60	+\$60
LAMINATE 100 SERIES	+\$202	+\$202	+\$202

FOOT OPTIONS					
4 Wheels	2 Wheels - 1 Foot	2 Wheels - 2 Levelers	Free - standing	1 Foot - 2 Levelers	2 Levelers
+\$218	+\$218	+\$109	+\$218	+\$109	+\$0

WEIGHT (FRAMES WITH CORES)	22 LBS
----------------------------	--------

37" X 78" THREE CORE STACKED MODEL



37"w X 78"h  
Three Core

FRAME BASE PRICE	\$960
------------------	-------

CORE MATERIALS	T1	M1	B1
FROSTED ACRYLIC	+\$164	+\$164	+\$164
CLEAR ACRYLIC	+\$164	+\$164	+\$164
COLORED FROSTED ACRYLIC	+\$257	+\$257	+\$257
TRUBRITE™ WHITEBOARD	+\$153	+\$153	+\$153
FABRIC 100 SERIES	+\$208	+\$208	+\$208
FABRIC 200 SERIES	+\$262	+\$262	+\$262
WB / FABRIC 100 SERIES	+\$208	+\$208	+\$208
WB / FABRIC 200 SERIES	+\$262	+\$262	+\$262
ECHOSCAPE™ 3/8" (9mm)	+\$93	+\$93	+\$93
LAMINATE 100 SERIES	+\$317	+\$317	+\$317

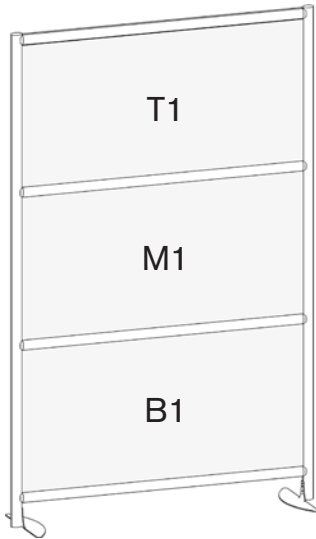
FOOT OPTIONS					
4 Wheels	2 Wheels - 1 Foot	2 Wheels - 2 Levelers	Free - standing	1 Foot - 2 Levelers	2 Levelers
+\$218	+\$218	+\$109	+\$218	+\$109	+\$0

WEIGHT (FRAMES WITH CORES)	29 LBS
----------------------------	--------

NOTE:  
All pricing in USD



49" X 78" THREE CORE STACKED MODEL



49"w X 78"h  
Three Core

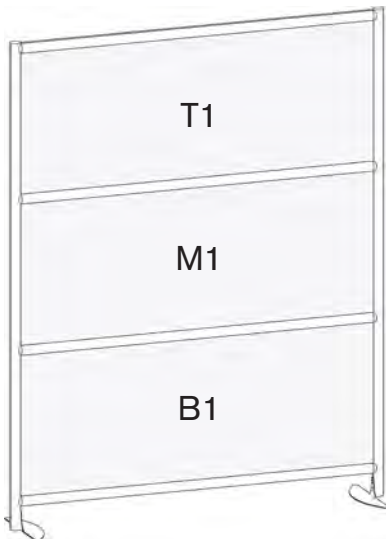
FRAME BASE PRICE	\$1,096
------------------	---------

CORE MATERIALS	T1	M1	B1
FROSTED ACRYLIC	+\$202	+\$202	+\$202
CLEAR ACRYLIC	+\$202	+\$202	+\$202
COLORED FROSTED ACRYLIC	+\$322	+\$322	+\$322
TRUBRITE™ WHITEBOARD	+\$191	+\$191	+\$191
FABRIC 100 SERIES	+\$257	+\$257	+\$257
FABRIC 200 SERIES	+322	+322	+322
WB / FABRIC 100 SERIES	+\$257	+\$257	+\$257
WB / FABRIC 200 SERIES	+\$322	+\$322	+\$322
ECHOSCAPE™ 3/8" (9mm)	+\$115	+\$115	+\$115
LAMINATE 100 SERIES	+\$382	+\$382	+\$382

FOOT OPTIONS					
4 Wheels	2 Wheels - 1 Foot	2 Wheels - 2 Levelers	Free - standing	1 Foot - 2 Levelers	2 Levelers
+\$218	+\$218	+\$109	+\$218	+\$109	+\$0

WEIGHT (FRAMES WITH CORES)	36 LBS
----------------------------	--------

61" X 78" THREE CORE STACKED MODEL



61"w X 78"h  
Three Core

FRAME BASE PRICE	\$1,243
------------------	---------

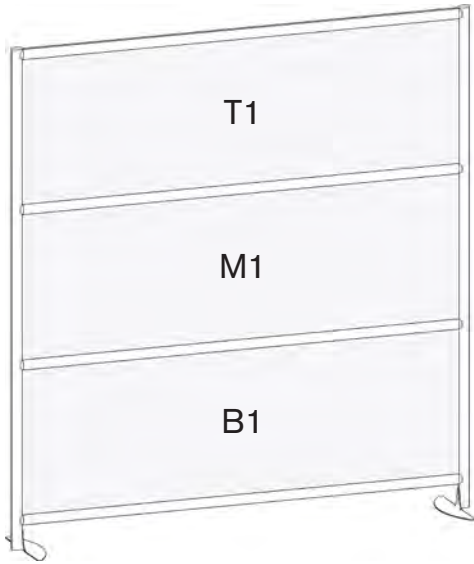
CORE MATERIALS	T1	M1	B1
FROSTED ACRYLIC	+\$295	+\$295	+\$295
CLEAR ACRYLIC	+\$295	+\$295	+\$295
COLORED FROSTED ACRYLIC	+\$529	+\$529	+\$529
TRUBRITE™ WHITEBOARD	+\$322	+\$322	+\$322
FABRIC 100 SERIES	+\$311	+\$311	+\$311
FABRIC 200 SERIES	+\$393	+\$393	+\$393
WB / FABRIC 100 SERIES	+\$311	+\$311	+\$311
WB / FABRIC 200 SERIES	+\$393	+\$393	+\$393
ECHOSCAPE™ 3/8" (9mm)	+\$202	+\$202	+\$202
LAMINATE 100 SERIES	+\$469	+\$469	+\$469

FOOT OPTIONS					
4 Wheels	2 Wheels - 1 Foot	2 Wheels - 2 Levelers	Free - standing	1 Foot - 2 Levelers	2 Levelers
+\$218	+\$218	+\$109	+\$218	+\$109	+\$0

WEIGHT (FRAMES WITH CORES)	43 LBS
----------------------------	--------

NOTE:  
All pricing in USD

73" X 78" THREE CORE STACKED MODEL



73"w X 78"h  
Three Core

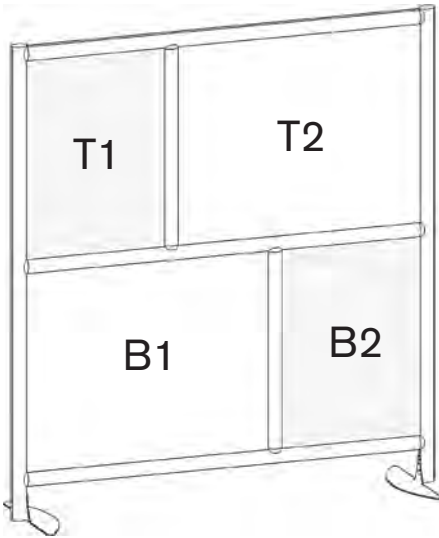
FRAME BASE PRICE	\$1,385
------------------	---------

CORE MATERIALS	T1	M1	B1
FROSTED ACRYLIC	+\$300	+\$300	+\$300
CLEAR ACRYLIC	+\$300	+\$300	+\$300
COLORED FROSTED ACRYLIC	+\$540	+\$540	+\$540
TRUBRITE™ WHITEBOARD	+\$322	+\$322	+\$322
FABRIC 100 SERIES	+\$398	+\$398	+\$398
FABRIC 200 SERIES	+\$496	+\$496	+\$496
WB / FABRIC 100 SERIES	+\$398	+\$398	+\$398
WB / FABRIC 200 SERIES	+\$496	+\$496	+\$496
ECHOSCAPE™ 3/8" (9mm)	+\$202	+\$202	+\$202
LAMINATE 100 SERIES	+\$638	+\$638	+\$638

FOOT OPTIONS					
4 Wheels	2 Wheels - 1 Foot	2 Wheels - 2 Levelers	Free - standing	1 Foot - 2 Levelers	2 Levelers
+\$218	+\$218	+\$109	+\$218	+\$109	+\$0

WEIGHT (FRAMES WITH CORES)	50 LBS
----------------------------	--------

49" X 54" FOUR CORE MODEL



49"w X 54"h  
Four Core

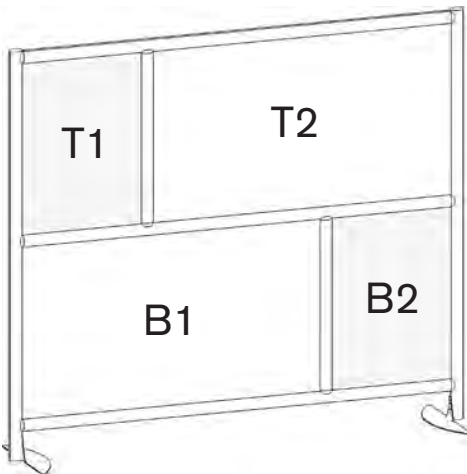
FRAME BASE PRICE	<b>\$971</b>			
------------------	--------------	--	--	--

CORE MATERIALS	T1	T2	B1	B2
FROSTED ACRYLIC	+\$99	+\$142	+\$142	+\$99
CLEAR ACRYLIC	+\$99	+\$142	+\$142	+\$99
COLORED FROSTED ACRYLIC	+\$142	+\$218	+\$218	+\$142
TRUBRITE™ WHITEBOARD	+\$77	+\$120	+\$120	+\$77
FABRIC 100 SERIES	+\$120	+\$175	+\$175	+\$120
FABRIC 200 SERIES	+\$153	+\$218	+\$218	+\$153
WB / FABRIC 100 SERIES	+\$120	+\$175	+\$175	+\$120
WB / FABRIC 200 SERIES	+\$153	+\$218	+\$218	+\$153
ECHOSCAPE™ 3/8" (9mm)	+\$50	+\$77	+\$77	+\$50
LAMINATE 100 SERIES	+\$153	+\$251	+\$251	+\$153

FOOT OPTIONS					
4 Wheels	2 Wheels - 1 Foot	2 Wheels - 2 Levelers	Free - standing	1 Foot - 2 Levelers	2 Levelers
+\$218	+\$218	+\$109	+\$218	+\$109	+\$0

WEIGHT (FRAMES WITH CORES)	<b>28 LBS</b>
----------------------------	---------------

61" X 54" FOUR CORE MODEL



61"w X 54"h  
Four Core

FRAME BASE PRICE	<b>\$1,074</b>			
------------------	----------------	--	--	--

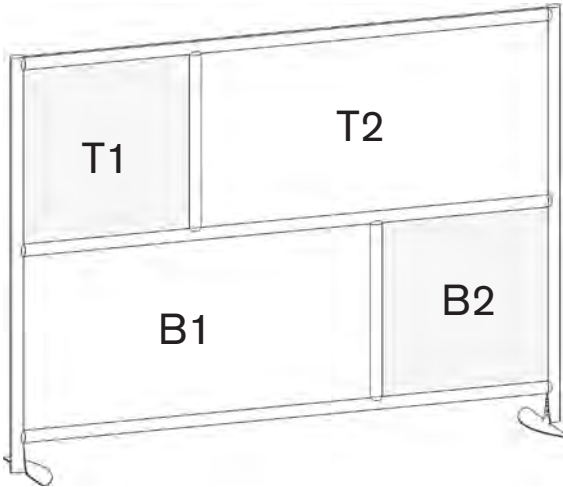
CORE MATERIALS	T1	T2	B1	B2
FROSTED ACRYLIC	+\$99	+\$197	+\$197	+\$99
CLEAR ACRYLIC	+\$99	+\$197	+\$197	+\$99
COLORED FROSTED ACRYLIC	+\$142	+\$317	+\$317	+\$142
TRUBRITE™ WHITEBOARD	+\$77	+\$175	+\$175	+\$77
FABRIC 100 SERIES	+\$120	+\$235	+\$235	+\$120
FABRIC 200 SERIES	+\$153	+\$295	+\$295	+\$153
WB / FABRIC 100 SERIES	+\$120	+\$235	+\$235	+\$120
WB / FABRIC 200 SERIES	+\$153	+\$295	+\$295	+\$153
ECHOSCAPE™ 3/8" (9mm)	+\$50	+\$115	+\$115	+\$50
LAMINATE 100 SERIES	+\$153	+\$377	+\$377	+\$153

FOOT OPTIONS					
4 Wheels	2 Wheels - 1 Foot	2 Wheels - 2 Levelers	Free - standing	1 Foot - 2 Levelers	2 Levelers
+\$218	+\$218	+\$109	+\$218	+\$109	+\$0

WEIGHT (FRAMES WITH CORES)	<b>32 LBS</b>
----------------------------	---------------

NOTE:  
All pricing in USD

73" X 54" FOUR CORE MODEL



73"w X 54"h  
Four Core

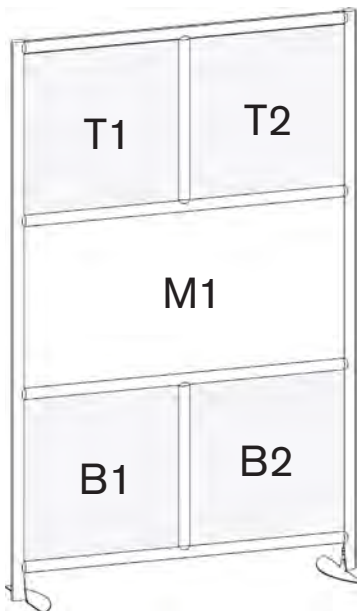
FRAME BASE PRICE	\$1,183			
------------------	---------	--	--	--

CORE MATERIALS	T1	T2	B1	B2
FROSTED ACRYLIC	+\$120	+\$202	+\$202	+\$120
CLEAR ACRYLIC	+\$120	+\$202	+\$202	+\$120
COLORED FROSTED ACRYLIC	+\$175	+\$322	+\$322	+\$175
TRUBRITE™ WHITEBOARD	+\$99	+\$175	+\$175	+\$99
FABRIC 100 SERIES	+\$153	+\$257	+\$257	+\$153
FABRIC 200 SERIES	+\$186	+\$322	+\$322	+\$186
WB / FABRIC 100 SERIES	+\$153	+\$257	+\$257	+\$153
WB / FABRIC 200 SERIES	+\$186	+\$322	+\$322	+\$186
ECHOSCAPE™ 3/8" (9mm)	+\$60	+\$115	+\$115	+\$60
LAMINATE 100 SERIES	+\$202	+\$382	+\$382	+\$202

FOOT OPTIONS					
4 Wheels	2 Wheels - 1 Foot	2 Wheels - 2 Levelers	Free - standing	1 Foot - 2 Levelers	2 Levelers
+\$218	+\$218	+\$109	+\$218	+\$109	+\$0

WEIGHT (FRAMES WITH CORES)	37 LBS
----------------------------	--------

49" X 78" FIVE CORE MODEL



49"w X 78"h  
Five Core

FRAME BASE PRICE	\$1,254				
------------------	---------	--	--	--	--

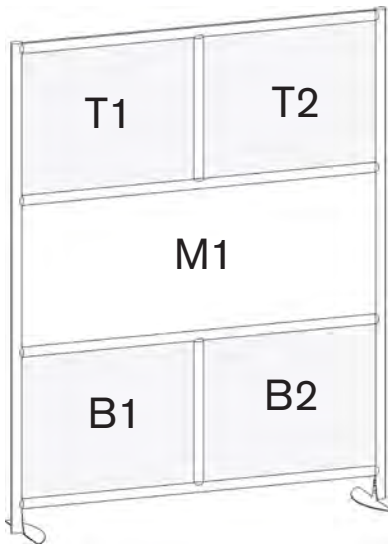
CORE MATERIALS	T1	T2	M1	B1	B2
FROSTED ACRYLIC	+\$120	+\$120	+\$202	+\$120	+\$120
CLEAR ACRYLIC	+\$120	+\$120	+\$202	+\$120	+\$120
COLORED FROSTED ACRYLIC	+\$175	+\$175	+\$322	+\$175	+\$175
TRUBRITE™ WHITEBOARD	+\$99	+\$99	+\$175	+\$99	+\$99
FABRIC 100 SERIES	+\$153	+\$153	+\$257	+\$153	+\$153
FABRIC 200 SERIES	+\$186	+\$186	+\$322	+\$186	+\$186
WB / FABRIC 100 SERIES	+\$153	+\$153	+\$257	+\$153	+\$153
WB / FABRIC 200 SERIES	+\$186	+\$186	+\$322	+\$186	+\$186
ECHOSCAPE™ 3/8" (9mm)	+\$60	+\$60	+\$115	+\$60	+\$60
LAMINATE 100 SERIES	+\$202	+\$202	+\$382	+\$202	+\$202

FOOT OPTIONS					
4 Wheels	2 Wheels - 1 Foot	2 Wheels - 2 Levelers	Free - standing	1 Foot - 2 Levelers	2 Levelers
+\$218	+\$218	+\$109	+\$218	+\$109	+\$0

WEIGHT (FRAMES WITH CORES)	38 LBS
----------------------------	--------

NOTE:  
All pricing in USD

61" X 78" FIVE CORE MODEL



61" w X 78" h  
Five Core

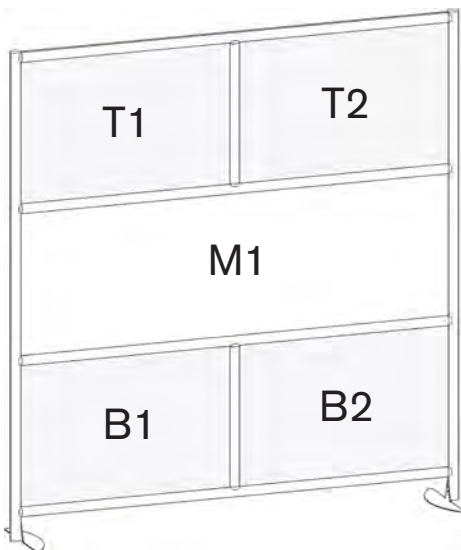
FRAME BASE PRICE	\$1,401				
------------------	---------	--	--	--	--

CORE MATERIALS	T1	T2	M1	B1	B2
FROSTED ACRYLIC	+\$142	+\$142	+\$295	+\$142	+\$142
CLEAR ACRYLIC	+\$142	+\$142	+\$295	+\$142	+\$142
COLORED FROSTED ACRYLIC	+\$218	+\$218	+\$529	+\$218	+\$218
TRUBRITE™ WHITEBOARD	+\$131	+\$131	+\$295	+\$131	+\$131
FABRIC 100 SERIES	+\$175	+\$175	+\$311	+\$175	+\$175
FABRIC 200 SERIES	+\$218	+\$218	+\$393	+\$218	+\$218
WB / FABRIC 100 SERIES	+\$175	+\$175	+\$311	+\$175	+\$175
WB / FABRIC 200 SERIES	+\$218	+\$218	+\$393	+\$218	+\$218
ECHOSCAPE™ 3/8" (9mm)	+\$77	+\$77	+\$202	+\$77	+\$77
LAMINATE 100 SERIES	+\$251	+\$251	+\$469	+\$251	+\$251

FOOT OPTIONS					
4 Wheels	2 Wheels - 1 Foot	2 Wheels - 2 Levelers	Free - standing	1 Foot - 2 Levelers	2 Levelers
+\$218	+\$218	+\$109	+\$218	+\$109	+\$0

WEIGHT (FRAMES WITH CORES)	45 LBS
----------------------------	--------

73" X 78" FIVE CORE MODEL



73" w X 78" h  
Five Core

FRAME BASE PRICE	\$1,543				
------------------	---------	--	--	--	--

CORE MATERIALS	T1	T2	M1	B1	B2
FROSTED ACRYLIC	+\$164	+\$164	+\$300	+\$164	+\$164
CLEAR ACRYLIC	+\$164	+\$164	+\$300	+\$164	+\$164
COLORED FROSTED ACRYLIC	+\$257	+\$257	+\$540	+\$257	+\$257
TRUBRITE™ WHITEBOARD	+\$153	+\$153	+\$295	+\$153	+\$153
FABRIC 100 SERIES	+\$208	+\$208	+\$398	+\$208	+\$208
FABRIC 200 SERIES	+\$262	+\$262	+\$496	+\$262	+\$262
WB / FABRIC 100 SERIES	+\$208	+\$208	+\$398	+\$208	+\$208
WB / FABRIC 200 SERIES	+\$262	+\$262	+\$496	+\$262	+\$262
ECHOSCAPE™ 3/8" (9mm)	+\$93	+\$93	+\$202	+\$93	+\$93
LAMINATE 100 SERIES	+\$317	+\$317	+\$638	+\$317	+\$317

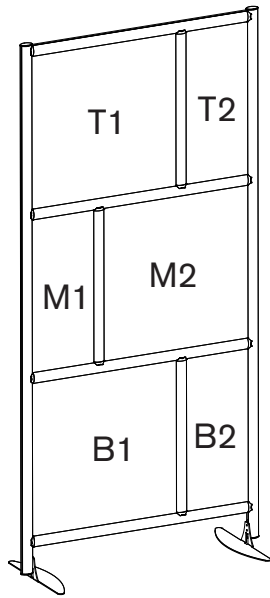
FOOT OPTIONS					
4 Wheels	2 Wheels - 1 Foot	2 Wheels - 2 Levelers	Free - standing	1 Foot - 2 Levelers	2 Levelers
+\$218	+\$218	+\$109	+\$218	+\$109	+\$0

WEIGHT (FRAMES WITH CORES)	52 LBS
----------------------------	--------

NOTE:  
All pricing in USD



**37" X 78" SIX CORE MODEL**



**37" w X 78" h**  
Six Core

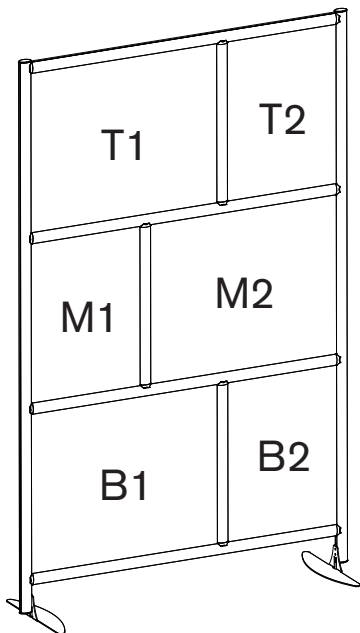
FRAME BASE PRICE	<b>\$1,210</b>					
------------------	----------------	--	--	--	--	--

CORE MATERIALS	T1	T2	M1	M2	B1	B2
FROSTED ACRYLIC	+\$120	+\$71	+\$71	+\$120	+\$120	+\$71
CLEAR ACRYLIC	+\$120	+\$71	+\$71	+\$120	+\$120	+\$71
COLORED FROSTED ACRYLIC	+\$175	+\$99	+\$99	+\$175	+\$175	+\$99
TRUBRITE™ WHITEBOARD	+\$88	+\$55	+\$55	+\$88	+\$88	+\$55
FABRIC 100 SERIES	+\$148	+\$93	+\$93	+\$148	+\$148	+\$93
FABRIC 200 SERIES	+\$180	+\$115	+\$115	+\$180	+\$180	+\$115
WB / FABRIC 100 SERIES	+\$148	+\$93	+\$93	+\$148	+\$148	+\$93
WB / FABRIC 200 SERIES	+\$180	+\$115	+\$115	+\$180	+\$180	+\$115
ECHOSCAPE™ 3/8" (9mm)	+\$60	+\$39	+\$39	+\$60	+\$60	+\$39
LAMINATE 100 SERIES	+\$202	+\$109	+\$109	+\$202	+\$202	+\$109

FOOT OPTIONS					
4 Wheels	2 Wheels - 1 Foot	2 Wheels - 2 Levelers	Free - standing	1 Foot - 2 Levelers	2 Levelers
+\$218	+\$218	+\$109	+\$218	+\$109	+\$0

WEIGHT (FRAMES WITH CORES)	<b>32 LBS</b>
----------------------------	---------------

**49" X 78" SIX CORE MODEL**



**49" w X 78" h**  
Six Core

FRAME BASE PRICE	<b>\$1,352</b>					
------------------	----------------	--	--	--	--	--

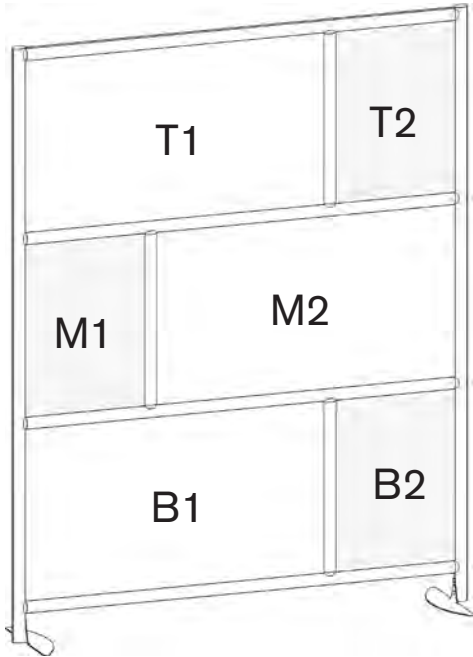
CORE MATERIALS	T1	T2	M1	M2	B1	B2
FROSTED ACRYLIC	+\$142	+\$99	+\$99	+\$142	+\$142	+\$99
CLEAR ACRYLIC	+\$142	+\$99	+\$99	+\$142	+\$142	+\$99
COLORED FROSTED ACRYLIC	+\$218	+\$142	+\$142	+\$218	+\$218	+\$142
TRUBRITE™ WHITEBOARD	+\$120	+\$77	+\$77	+\$120	+\$120	+\$77
FABRIC 100 SERIES	+\$175	+\$120	+\$120	+\$175	+\$175	+\$120
FABRIC 200 SERIES	+\$218	+\$153	+\$153	+\$218	+\$218	+\$153
WB / FABRIC 100 SERIES	+\$175	+\$120	+\$120	+\$175	+\$175	+\$120
WB / FABRIC 200 SERIES	+\$218	+\$153	+\$153	+\$218	+\$218	+\$153
ECHOSCAPE™ 3/8" (9mm)	+\$77	+\$50	+\$50	+\$77	+\$77	+\$50
LAMINATE 100 SERIES	+\$251	+\$153	+\$153	+\$251	+\$251	+\$153

FOOT OPTIONS					
4 Wheels	2 Wheels - 1 Foot	2 Wheels - 2 Levelers	Free - standing	1 Foot - 2 Levelers	2 Levelers
+\$218	+\$218	+\$109	+\$218	+\$109	+\$0

WEIGHT (FRAMES WITH CORES)	<b>39 LBS</b>
----------------------------	---------------

NOTE:  
All pricing in USD

61" X 78" SIX CORE MODEL



61" w X 78" h  
Six Core

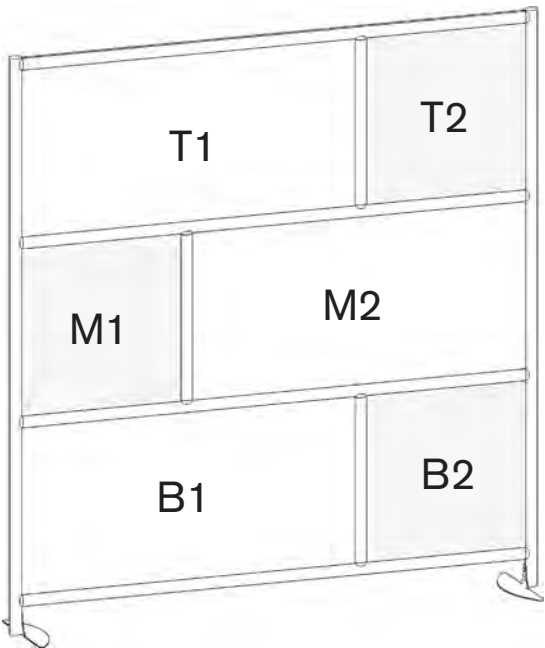
FRAME BASE PRICE	\$1,499					
------------------	---------	--	--	--	--	--

CORE MATERIALS	T1	T2	M1	M2	B1	B2
FROSTED ACRYLIC	+\$197	+\$99	+\$99	+\$197	+\$197	+\$99
CLEAR ACRYLIC	+\$197	+\$99	+\$99	+\$197	+\$197	+\$99
COLORED FROSTED ACRYLIC	+\$317	+\$142	+\$142	+\$317	+\$317	+\$142
TRUBRITE™ WHITEBOARD	+\$175	+\$77	+\$77	+\$175	+\$175	+\$77
FABRIC 100 SERIES	+\$235	+\$120	+\$120	+\$235	+\$235	+\$120
FABRIC 200 SERIES	+\$295	+\$153	+\$153	+\$295	+\$295	+\$153
WB / FABRIC 100 SERIES	+\$235	+\$120	+\$120	+\$235	+\$235	+\$120
WB / FABRIC 200 SERIES	+\$295	+\$153	+\$153	+\$295	+\$295	+\$153
ECHOSCAPE™ 3/8" (9mm)	+\$115	+\$50	+\$50	+\$115	+\$115	+\$50
LAMINATE 100 SERIES	+\$377	+\$153	+\$153	+\$377	+\$377	+\$153

FOOT OPTIONS					
4 Wheels	2 Wheels - 1 Foot	2 Wheels - 2 Levelers	Free - standing	1 Foot - 2 Levelers	2 Levelers
+\$218	+\$218	+\$109	+\$218	+\$109	+\$0

WEIGHT (FRAMES WITH CORES)	46 LBS
----------------------------	--------

73" X 78" SIX CORE MODEL



73" w X 78" h  
Six Core

FRAME BASE PRICE	\$1,641					
------------------	---------	--	--	--	--	--

CORE MATERIALS	T1	T2	M1	M2	B1	B2
FROSTED ACRYLIC	+\$202	+\$120	+\$120	+\$202	+\$202	+\$120
CLEAR ACRYLIC	+\$202	+\$120	+\$120	+\$202	+\$202	+\$120
COLORED FROSTED ACRYLIC	+\$322	+\$175	+\$175	+\$322	+\$322	+\$175
TRUBRITE™ WHITEBOARD	+\$175	+\$99	+\$99	+\$175	+\$175	+\$99
FABRIC 100 SERIES	+\$257	+\$153	+\$153	+\$257	+\$257	+\$153
FABRIC 200 SERIES	+\$322	+\$186	+\$186	+\$322	+\$322	+\$186
WB / FABRIC 100 SERIES	+\$257	+\$153	+\$153	+\$257	+\$257	+\$153
WB / FABRIC 200 SERIES	+\$322	+\$186	+\$186	+\$322	+\$322	+\$186
ECHOSCAPE™ 3/8" (9mm)	+\$115	+\$60	+\$60	+\$115	+\$115	+\$60
LAMINATE 100 SERIES	+\$382	+\$202	+\$202	+\$382	+\$382	+\$202

FOOT OPTIONS					
4 Wheels	2 Wheels - 1 Foot	2 Wheels - 2 Levelers	Free - standing	1 Foot - 2 Levelers	2 Levelers
+\$218	+\$218	+\$109	+\$218	+\$109	+\$0

WEIGHT (FRAMES WITH CORES)	53 LBS
----------------------------	--------

NOTE:  
All pricing in USD

# ACCESSORIES



**HGEUM**  
Universal Hinge Kit  
Mobile Office Partitions

Universal Hinge Kit	SKU	Price
---------------------	-----	-------

- Our Universal Hinge Kit can be used to create a 2-way, 3-way, or 4-way connection
- Designed for stationary panels up to 78" in height
- The hinge design allows the angle between the partitions to be freely adjusted
- Metal construction with a durable anodized finish
- Kit includes 3 hinges

HGEUM \$66



**HGEW**  
Wall Mount Hinge Kit

Wall Mount Hinge Kit	SKU	Price
----------------------	-----	-------

42" - 72" High Partitions

HGEW3 \$164

78" - 84" High Partitions

HGEW4 \$218

- Wall Mount Hinges attach one side of your Office Partition to a wall
- The hinge design provides 180 degrees of adjustment allowing the partition to come off the wall at any angle
- Includes mounting hardware for sheetrock walls

## FOOT DETAILS



**4**  
4 Wheels



**2WF**  
2 Wheels-1 Foot



**2WL**  
2 Wheels-2 Levelers



**F**  
Freestanding



**FL**  
1 Foot-2 Levelers



**L**  
2 Levelers

# MATERIAL OPTIONS

## ECHOSCAPE™ 3/8" (9MM)



Snow  
P114



Oat  
P116



Cocoa  
P121



Sunflower  
P111



Tangerine  
P109



Ruby  
P108



Aqua  
P115



Pear  
P103



Moss  
P120



Spruce  
P123



Sky  
P117




Denim  
P118



Cobalt  
P102



Midnight  
P119



Iced Grey  
P106



Ash  
P100



Slate  
P105



Charcoal  
P101




Jet  
P122


## FABRICS 100 SERIES




Gaia  
F101



Mikan  
F103



Poppy  
F104



Euro  
F102



Sapphire  
F114



Sodalite  
F108



Arundel  
F112



Iron  
F121



Stately  
F113



Steel  
F120



Basalt  
F122



Jet  
F123



## FABRICS 200 SERIES




Barley  
F210




Sable  
F211



Java  
F212



Lemongrass  
F213



Rinse  
F214



Radiant  
F215




Tyrian  
F216




Hyacinth  
F217



Capri  
F218



Aster  
F219



Beyond  
F220




Stucco  
F221




Aluminum  
F222




Dove  
F223



Links  
F224



Atoll  
F225



Maize  
F226



Papaya  
F227




Macintosh  
F228



Berry  
F229



Gull  
F230



Pewter  
F231

## FROSTED ACRYLICS



Frosted Acrylic  
FRO



Dark Blue  
A10



Light Blue  
A11



Lime Green  
A12



Moss Green  
A13



Yellow  
A14



Orange  
A15



Red  
A16



Pink  
A17



## LAMINATES



Phantom Ecru  
L100



Soft Gold Mesh  
L101



Fusion Maple  
L120



New Age Oak  
L102



Huntington Maple  
L118



Windswept Bronze  
L103



Black Walnut  
L104



Cafelle  
L107



Grey Elm  
L121



Bleached Legno  
L105



Asian Night  
L119



Smokey Brown Pear  
L106



Blackened Legno  
L108




Brite White  
L109



Folkstone  
L110



Citadel Warp  
L111



Beluga Beige  
L112



White Drops  
L113



Woolamai Brush  
L114



Blue Agave  
L115



Hollyberry  
L116



Clementine  
L117



Antique Cognac Pine  
L300



Recon Olive  
L301



Repurposed Oak Plank  
L302



Small Planked  
L303



Mocha Olive  
L304



Lost Pine  
L305



Antique Barrel  
L306



Reclaimed Oak Plank  
L307

## DRY ERASE SURFACES



TruBrite™ Whiteboard  
WB

## FRAMES



Satin Aluminum  
AA



Black  
BK

## DRY ERASE SURFACES



TruBrite™ Whiteboard  
WB

## FRAMES



Satin Aluminum  
AA



Black  
BK

# ZAG WALL™

Price Effective September 19, 2022.



## DEFINE YOUR SPACE

Solve space, privacy, and noise issues all at the same time with our new Zag Wall™ room divider. Featuring our highly rated acoustic EchoScape™ material, Zag Walls define space and reduce noise to create a comfortable and safe environment.

To add that little extra flair, each Zag Wall can be configured with multiple colors to complete your décor or match your brand.

- Acoustic EchoScape material available in 2 thicknesses  
3/8" (9mm) - NRC rated 0.85 - available in 22 colors  
3/4" (18mm) - NRC rated 0.90 - available in 10 colors
- Multiple colors available for fin pieces based on Zag Wall height  
64"H - 7 Fins 1 or 2 colors available  
72"H - 8 Fins 1 or 2 colors available  
80"H - 9 Fins 1 or 3 colors available
- Several widths and heights available
- Foot options include casters and 2 styles of free-standing feet
- Silver or Black Frame Options
- Easy and quick assembly
- Made in the USA
- Custom sizes available
- Assembly Required

### How to build your SKU:

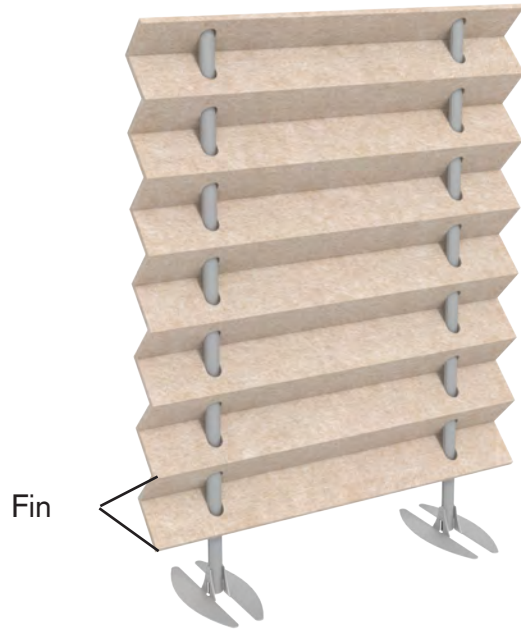
Step 1: Choose your Model	Step 2: Choose your Width	Step 3: Choose your Height	Step 4: Choose your Frame Color	Step 5: Choose your Foot Option	Step 6: Choose your Material Thickness and Color Options by Height*
ZW	47.5	80	AA	4E	3P118 — 3P120 — 3P109

### ZAG WALL™

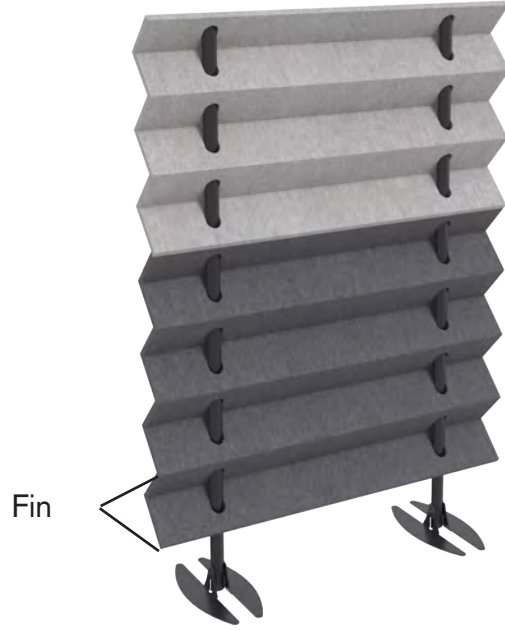
Model	Width	Height	Frame Color	Foot Options	Material Thickness and Color Options by Height*	
					P1_is 3/8" 9mm	P3_is 3/4" 18mm EchoScape
ZW Zag Wall™	36" 47.5" 60"	64" 72" 80"	AA Satin Aluminum BK Black	4E EuroCast 4 wheels 4F Euro Free-Standing F Free-Standing	64"H	1 Color - 7P1_ 7 Fins 7P3_ 7 Fins 2 Colors - 4P1_ or 4P3_ - 4 Fins Color 1 3P1_ or 3P3_ - 3 Fins Color 2
					72"H	1 Color - 8P1_ 8 Fins 8P3_ 8 Fins 2 Colors - 4P1_ or 4P3_ - 4 Fins Color 1 4P1_ or 4P3_ - 4 Fins Color 2
					80"H	1 Color - 9P1_ 9 Fins 9P3_ 9 Fins 3 Colors - 3P1_ or 3P3_ - 3 Fins Color 1 3P1_ or 3P3_ - 3 Fins Color 2 3P1_ or 3P3_ - 3 Fins Color 3

\*Note: When choosing multiple colors, material thickness must remain the same.

## 64"H COLOR OPTIONS

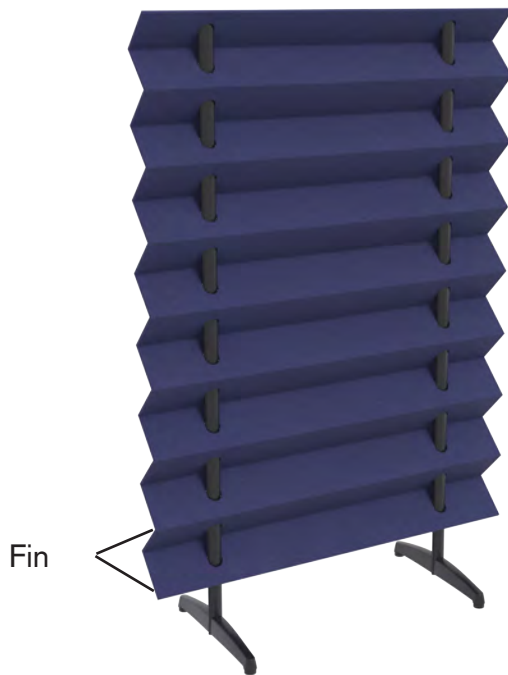


**Zag Wall - 64"**  
**7 Fins - One Color**  
Shown: Oat with Free-Standing Feet




**Zag Wall - 64"**  
**7 Fins - 4 Fins in Color 1 and 3 Fins in Color 2**  
Shown: Color 1 - Ash, Color 2 - Iced Grey with Free-Standing Feet

## 72"H COLOR OPTIONS




**Zag Wall - 72"**  
**8 Fins - One Color**  
Shown: Cobalt with Euro Free-Standing Feet




**Zag Wall - 72"**  
**8 Fins - 4 Fins in Color 1 and 4 Fins in Color 2**  
Shown: Color 1 - Cocoa, Color 2 - Moss with Euro Free-Standing Feet

# ZAG WALL™

## 80"H COLOR OPTIONS

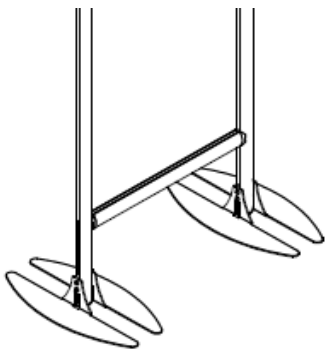


**Zag Wall - 80"**  
**9 Fins - One Color**  
Shown: Charcoal with Eurocasters

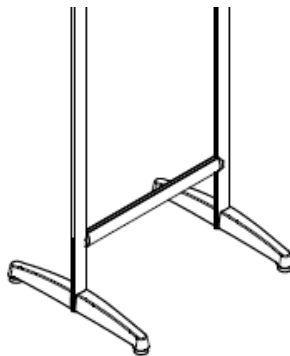


**Zag Wall - 80"**  
**9 Fins - 3 Fins in Color 1, 3 Fins in Color 2, and 3 Fins in Color 3**  
Shown: Color 1 - Midnight, Color 2 - Denim, and Color 3 - Spruce

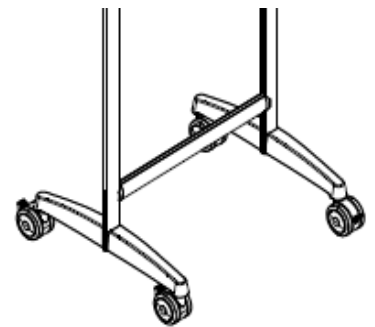
## FOOT OPTIONS



Free-Standing Feet (F)



Euro Free-Standing Feet (4F)



EuroCast 4 Wheels (4E)



# ZAG WALL™


ZAG WALL™

MODEL ZW

ECHOSCAPE™ 9MM

Sound Absorbent -  
EchoScape™ 3/8" (9mm) is  
rated at 0.85 NRC

EchoScape 3/8"  
(9mm) Thickness



## Material Thickness and Color Options

ZW				1 Color Option (Foot Option Included)		2 Color Options (Foot Option Included)			3 Color Options (Foot Option Included)			
Width	Height	Max Weight	Total Fin Qty	Price	Fin Qty C1	Price	Fin Qty C1 C2		Price	Fin Qty C1 C2 C3		
				36"	64"	31	7	\$1,228	7	\$1,288	4	3
36"	72"	34	8	\$1,325	8	\$1,391	4	4	N/A			
36"	80"	37	9	\$1,424	9	N/A			\$1,533	3	3	3
47.5"	64"	36	7	\$1,309	7	\$1,375	4	3	N/A			
47.5"	72"	40	8	\$1,418	8	\$1,495	4	4	N/A			
47.5"	80"	43	9	\$1,522	9	N/A			\$1,647	3	3	3
60"	64"	43	7	\$1,615	7	\$1,708	4	3	N/A			
60"	72"	47	8	\$1,762	8	\$1,865	4	3	N/A			
60"	80"	51	9	\$1,898	9	N/A			\$2,073	3	3	3

ZAG WALL™

MODEL ZW

ECHOSCAPE™ 18MM

Sound Absorbent -  
EchoScape™ 3/4" (18mm) is  
rated at 0.90 NRC

EchoScape 3/4"  
(18mm) Thickness



## Material Thickness and Color Options

ZW				1 Color Option (Foot Option Included)		2 Color Options (Foot Option Included)			3 Color Options (Foot Option Included)			
Width	Height	Max Weight	Total Fin Qty	Price	Fin Qty C1	Price	Fin Qty C1 C2		Price	Fin Qty C1 C2 C3		
				36"	64"	31	7	\$1,610	7	\$1,708	4	3
36"	72"	34	8	\$1,750	8	\$1,865	4	4	N/A			
36"	80"	37	9	\$1,904	9	N/A			\$2,084	3	3	3
47.5"	64"	36	7	\$1,735	7	\$1,844	4	3	N/A			
47.5"	72"	40	8	\$1,898	8	\$2,018	4	4	N/A			
47.5"	80"	43	9	\$2,056	9	N/A			\$2,258	3	3	3
60"	64"	43	7	\$1,996	7	\$2,127	4	3	N/A			
60"	72"	47	8	\$2,187	8	\$2,334	4	3	N/A			
60"	80"	51	9	\$2,378	9	N/A			\$2,623	3	3	3


NOTE:  
All pricing in USD

Eco-Friendly - EchoScape™  
is made from 60% post-consumer reclaimed plastic  
water bottles, is VOC-free, and 100% recyclable


# ZAG WALL™

## COLOR OPTIONS

### ECHOSCAPE™ 3/8" (9MM)



### ECHOSCAPE™ 3/4" (18MM)



# ECHODECO® BAFFLES

Price Effective - September 19, 2022




Wave 1 - Progressed (W1P) in Sunflower  
Shown 72"W x 48"D

## Quiet, Balanced and Airy

Finetune acoustics in your workspace with EchoDeco® Baffles. Create an overhead statement that clarifies sound and reduces reverberation. NRC rated, acoustic EchoDeco Baffles are an easy solution to absorb noise in your environment, without taking up valuable space.

- Baffle material thickness - 3/8" (9mm), with an NRC rating of 0.85 - available in 19 colors
- Baffle material thickness - 3/4" (18mm), with an NRC rating of 0.90 - available in 8 colors
- Multiple designs and sizes available to fit most ceilings
- Baffle panels available in small, medium and large (see max and min height)
- Rails constructed using lightweight aluminum extrusion - available in 2 colors
- Several ceiling mounting options available
- Connect rail assembly for continuous baffle runs



### How to build your SKU:

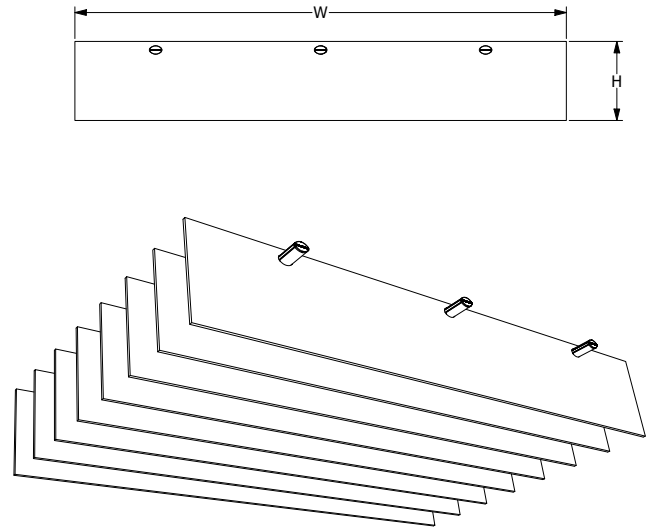


## ECHODECO® BAFFLES

Material Thickness	Design	Width	Depth	Panel Height	Material Color	Rail Color	Ceiling Mount Options
EBR9	EchoScape™ 3/8" (9mm)	R	Rectangle	48"	Max and Min Varies By Design	P1_ EchoScape™ 3/8 (9mm)	G ACT Grid Mount*
EBR18	EchoScape™ 3/4" (18mm)	A.5S	Angle .5 Same	60"		P3_ EchoScape™ 3/4 (18mm)	P Permanent Mount
	A.5A	Angle .5 Alternating	72"			L Loop Mount	
	A1D	Angle 1 Down	96"				
	A1U	Angle 1 Up					
	A1A	Angle 1 Alternating					
	A2D	Angle 2 Down					
	A2U	Angle 2 Up					
	A2A	Angle 2 Alternating					
	W.5S	Wave .5 Same					
	W.5A	Wave .5 Alternating					
	W1D	Wave 1 Down					
	W1U	Wave 1 Up					
	W1A	Wave 1 Alternating					
	W1P	Wave 1 Progressive					
	W2D	Wave 2 Down					
	W2U	Wave 2 Up					
	W2A	Wave 2 Alternating					
	W2P	Wave 2 Progressive					

\*Compatible with standard 1" (15/16") ceiling grids\*

# ECHODECO® BAFFLES - RECTANGLE PANEL DESIGN



**RECTANGLE (R)**

**RECTANGLE (R) IN ASH (P100)  
SHOWN 72"W X 48"D**

RECTANGLE DESIGN					EBR9 EchoScape™ 3/8" (9mm) List Price	EBR9 Weight (lbs)	EBR18 EchoScape™ 3/4" (18mm) List Price	EBR18 Weight (lbs)	Ceiling Mount Options G = ACT Grid Mount* P = Permanent Mount L = Loop Mount
Width	Depth	Panel Height	Quantity of Panels	Quantity of Mounting Rails					
48"	48"	8"	8	2	\$759	14	\$1,118	20	+\$0
48"	48"	12"	8	2	\$878	18	\$1,304	27	+\$0
48"	48"	15"	8	2	\$998	21	\$1,467	33	+\$0
48"	60"	8"	10	2	\$916	17	\$1,363	25	+\$0
48"	60"	12"	10	2	\$1,064	22	\$1,592	34	+\$0
48"	60"	15"	10	2	\$1,200	26	\$1,788	41	+\$0
60"	48"	8"	8	2	\$1,058	18	\$1,369	26	+\$0
60"	48"	12"	8	2	\$1,249	23	\$1,630	35	+\$0
60"	48"	15"	8	2	\$1,440	27	\$1,876	42	+\$0
60"	60"	8"	10	3	\$1,277	23	\$1,669	33	+\$0
60"	60"	12"	10	3	\$1,516	29	\$1,991	44	+\$0
60"	60"	15"	10	3	\$1,751	34	\$2,296	53	+\$0
72"	48"	8"	8	3	\$1,124	20	\$1,696	29	+\$0
72"	48"	12"	8	3	\$1,325	26	\$2,001	41	+\$0
72"	48"	15"	8	3	\$1,505	31	\$2,263	49	+\$0
72"	60"	8"	10	3	\$1,364	25	\$2,078	37	+\$0
72"	60"	12"	10	3	\$1,604	33	\$2,454	51	+\$0
72"	60"	15"	10	3	\$1,838	39	\$2,775	62	+\$0
96"	48"	8"	8	4	\$1,396	28	\$2,089	40	+\$0
96"	48"	12"	8	4	\$1,620	36	\$2,432	55	+\$0
96"	48"	15"	8	4	\$1,827	42	\$2,721	66	+\$0
96"	60"	8"	10	4	\$1,685	34	\$2,546	50	+\$0
96"	60"	12"	10	4	\$1,952	44	\$2,971	68	+\$0
96"	60"	15"	10	4	\$2,213	52	\$3,336	82	+\$0

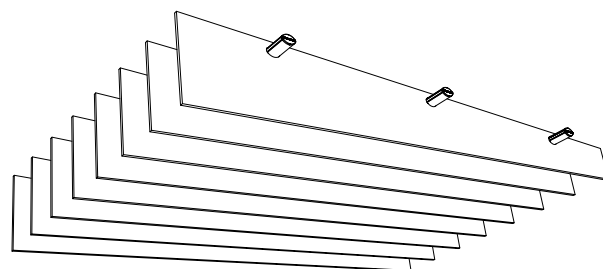
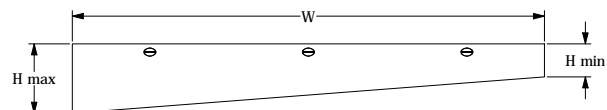
NOTE:  
All pricing in USD  
\*Compatible with standard 1" (15/16") ceiling grids\*



# ECHODECO® BAFFLES - ANGLE PANEL DESIGNS



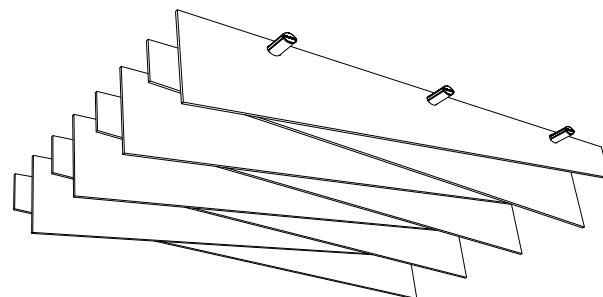
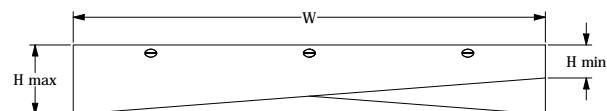
ANGLE .5 SAME (A.5S) IN PEAR (P103)  
SHOWN 72"W X 48"D



ANGLE .5 SAME (A.5A)



ANGLE .5 ALTERNATING (A.5A) IN CHARCOAL (P101)  
SHOWN 72"W X 48"D



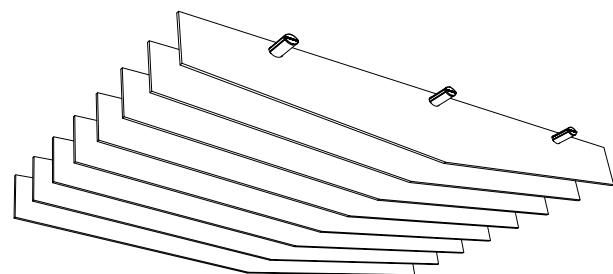
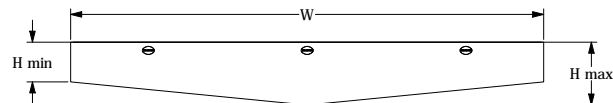
ANGLE .5 ALTERNATING (A.5A)



# ECHODECO® BAFFLES - ANGLE PANEL DESIGNS



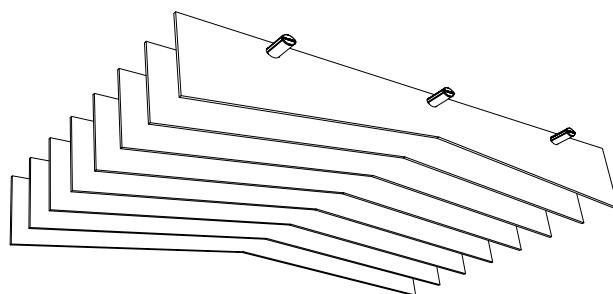
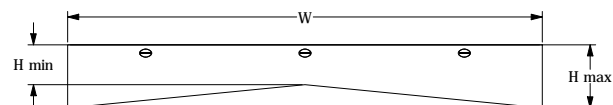
ANGLE 1 DOWN (A1D) IN COBALT (P102)  
SHOWN 72"W X 48"D



ANGLE 1 DOWN (A1D)



ANGLE 1 UP (A1U) IN SANDSTONE (P104)  
SHOWN 72"W X 48"D

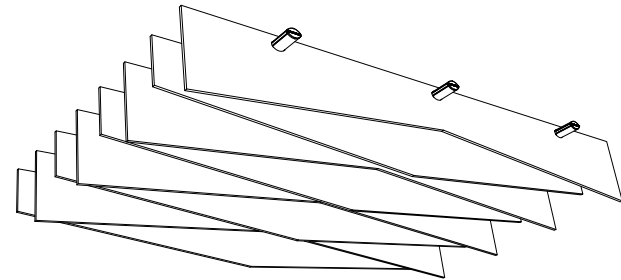
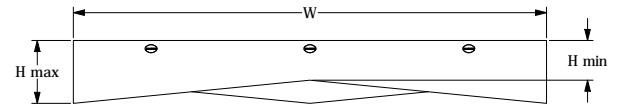


ANGLE 1 UP (A1U)

# ECHODECO® BAFFLES - ANGLE PANEL DESIGNS



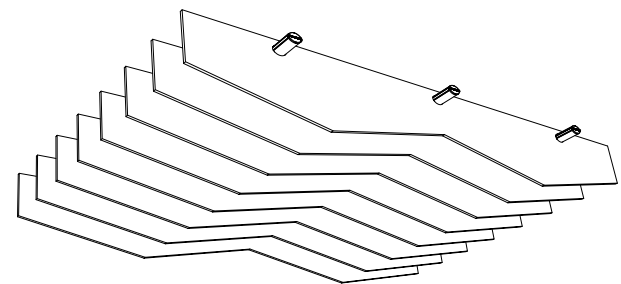
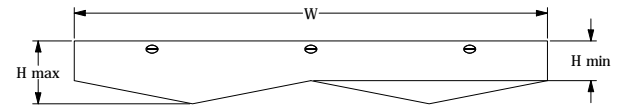
ANGLE 1 ALTERNATING (A1A) IN RUBY (P108)  
SHOWN 72"W X 48"D



ANGLE 1 ALTERNATING (A1A)



ANGLE 2 DOWN (A2D) IN AQUA (P115)  
SHOWN 72"W X 48"D

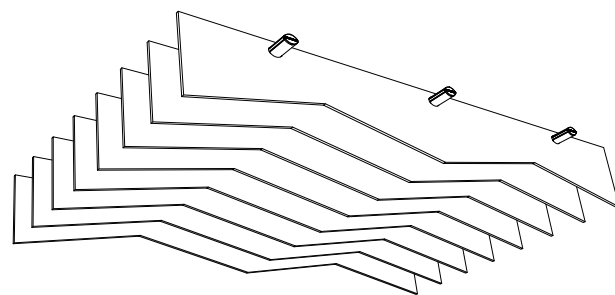
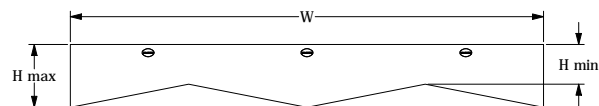


ANGLE 2 DOWN (A2D)

# ECHODECO® BAFFLES - ANGLE PANEL DESIGNS



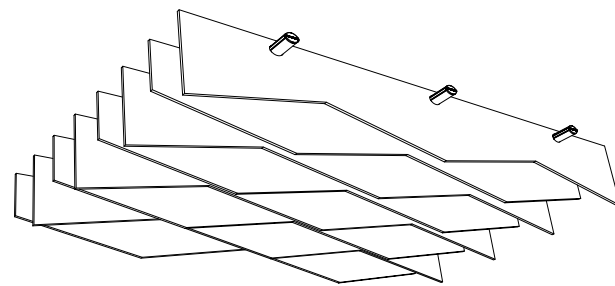
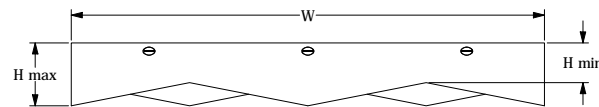
ANGLE 2 UP (A2U) IN MIDNIGHT (P119)  
SHOWN 72"W X 48"D



ANGLE 2 UP (A2U)



ANGLE 2 ALTERNATING (A2A) IN SPRUCE (P123)  
SHOWN 72"W X 48"D



ANGLE 2 ALTERNATING (A2A)



# ECHODECO® BAFFLES - ANGLE PANEL DESIGNS

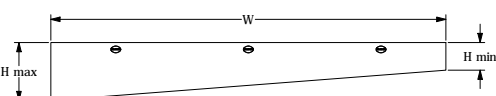
## ANGLE PANEL DESIGNS

- Angle .5 Same (A.5S)
- Angle .5 Alternating (A.5A)
- Angle 1 Down (A1D)
- Angle 1 Up (A1U)
- Angle 1 Alternating (A1A)
- Angle 2 Down (A2D)
- Angle 2 Up (A2U)
- Angle 2 Alternating (A2A)

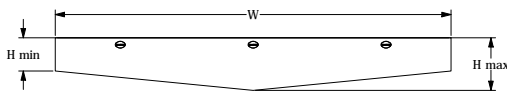


Width	Depth	Panel Height		Quantity of Panels	Quantity of Mounting Rails	EBR9	EBR9 Weight (lbs)	EBR18	EBR18 Weight (lbs)	Ceiling Mount Options G = ACT Grid Mount* P = Permanent Mount L = Loop Mount
		Max	Min			EchoScape™ 3/8" (9mm) List Price		EchoScape™ 3/4" (18mm) List Price		
48"	48"	8"	4"	8	2	\$759	14	\$1,118	20	+\$0
48"	48"	10"	6"	8	2	\$878	18	\$1,304	27	+\$0
48"	48"	15"	9"	8	2	\$998	21	\$1,467	33	+\$0
48"	60"	8"	4"	10	2	\$916	17	\$1,363	25	+\$0
48"	60"	10"	6"	10	2	\$1,064	22	\$1,592	34	+\$0
48"	60"	15"	9"	10	2	\$1,200	26	\$1,788	41	+\$0
60"	48"	8"	4"	8	2	\$1,058	18	\$1,369	26	+\$0
60"	48"	10"	6"	8	2	\$1,249	23	\$1,630	35	+\$0
60"	48"	15"	9"	8	2	\$1,440	27	\$1,876	42	+\$0
60"	60"	8"	4"	10	3	\$1,277	23	\$1,669	33	+\$0
60"	60"	10"	6"	10	3	\$1,516	29	\$1,991	44	+\$0
60"	60"	15"	9"	10	3	\$1,751	34	\$2,296	53	+\$0
72"	48"	8"	4"	8	3	\$1,124	20	\$1,696	29	+\$0
72"	48"	10"	6"	8	3	\$1,325	26	\$2,001	41	+\$0
72"	48"	15"	9"	8	3	\$1,505	31	\$2,263	49	+\$0
72"	60"	8"	4"	10	3	\$1,364	25	\$2,078	37	+\$0
72"	60"	10"	6"	10	3	\$1,604	33	\$2,454	51	+\$0
72"	60"	15"	9"	10	3	\$1,838	39	\$2,775	62	+\$0
96"	48"	8"	4"	8	4	\$1,396	28	\$2,089	40	+\$0
96"	48"	10"	6"	8	4	\$1,620	36	\$2,432	55	+\$0
96"	48"	15"	9"	8	4	\$1,827	42	\$2,721	66	+\$0
96"	60"	8"	4"	10	4	\$1,685	34	\$2,546	50	+\$0
96"	60"	10"	6"	10	4	\$1,952	44	\$2,971	68	+\$0
96"	60"	15"	9"	10	4	\$2,213	52	\$3,336	82	+\$0

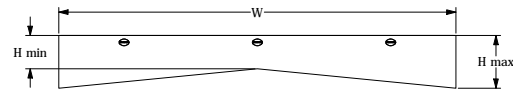
NOTE:  
All pricing in USD  
\*Compatible with standard 1" (15/16") ceiling grids\*



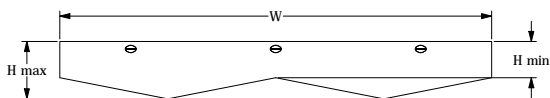
**ANGLE .5**



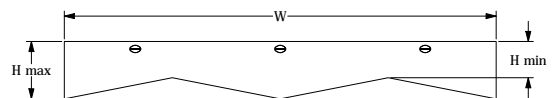
**ANGLE 1 DOWN**



**ANGLE 1 UP**



**ANGLE 2 DOWN**


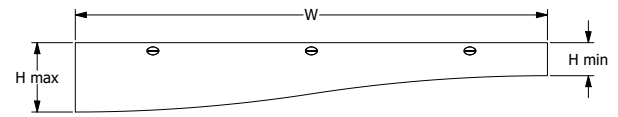


**ANGLE 2 UP**

# ECHODECO® BAFFLES - WAVE PANEL DESIGNS



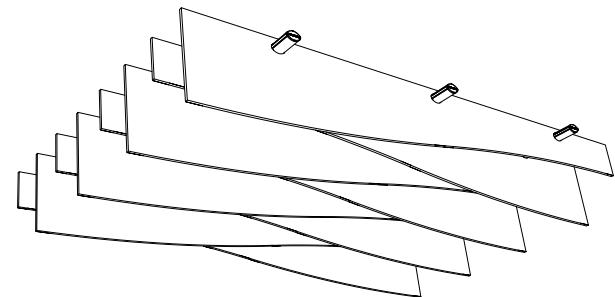
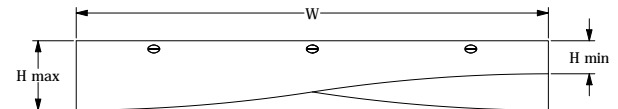
WAVE .5 SAME (W.5S) IN DENIM (P118)  
SHOWN 72"W X 48"D



WAVE .5 SAME (W.5S)



WAVE .5 ALTERNATING (W.5A) IN MOSS (P120)  
SHOWN 72"W X 48"D



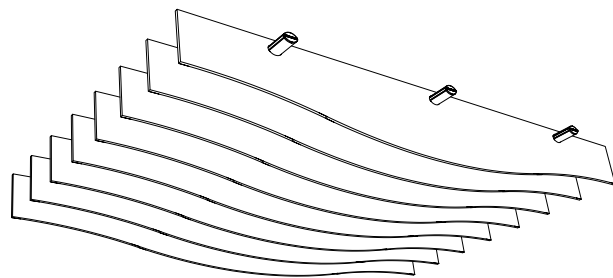
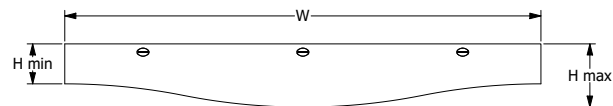
WAVE .5 ALTERNATING (W.5A)



# ECHODECO® BAFFLES - WAVE PANEL DESIGNS



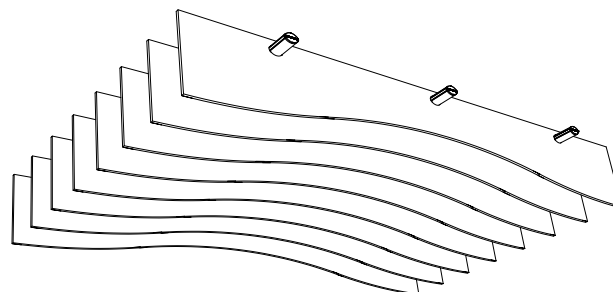
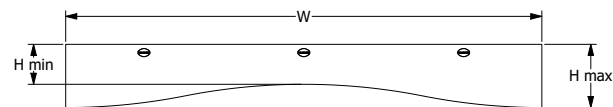
WAVE 1 DOWN (W1D) IN OAT (P116)  
SHOWN 72"W X 48"D



WAVE 1 DOWN (W1D)



WAVE 1 UP (W1U) IN SUNFLOWER (P111)  
SHOWN 72"W X 48"D

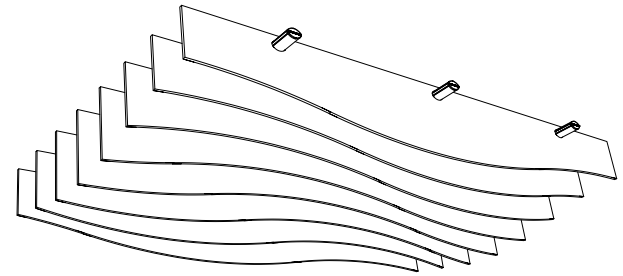
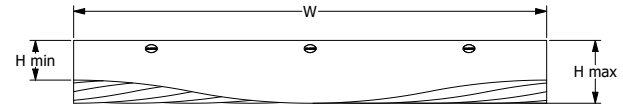


WAVE 1 UP (W1U)

# ECHODECO® BAFFLES - WAVE PANEL DESIGNS



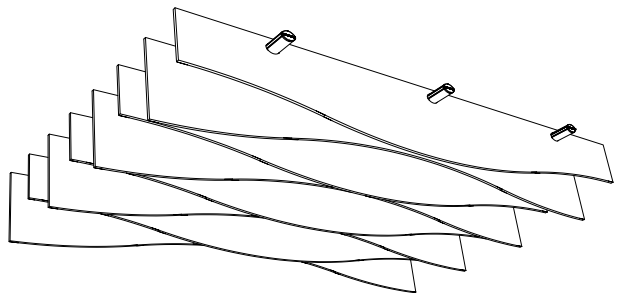
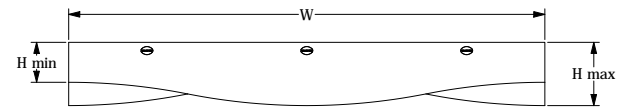
WAVE 1 PROGRESSIVE (W1P) IN SKY (P117)  
SHOWN 72"W X 48"D



WAVE 1 PROGRESSIVE (W1P)



WAVE 1 ALTERNATING (W1A) IN TANGERINE (P109)  
SHOWN 72"W X 48"D

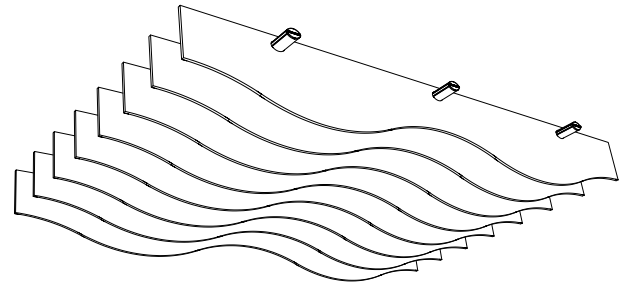
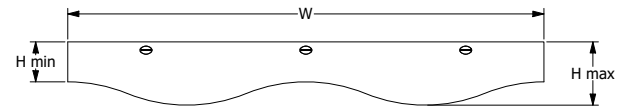


WAVE 1 ALTERNATING (W1A)

# ECHODECO® BAFFLES - WAVE PANEL DESIGNS



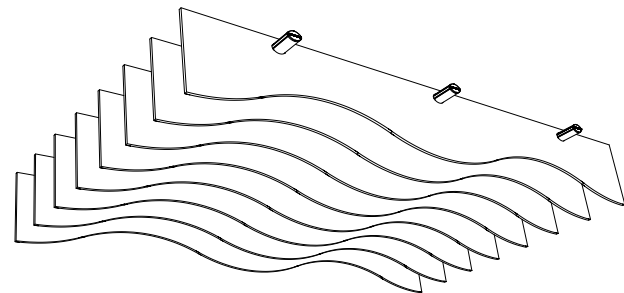
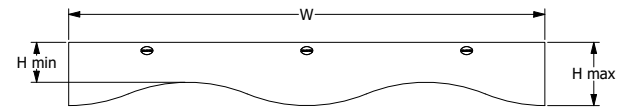
WAVE 2 DOWN (W2D) IN COCOA (P121)  
SHOWN 72"W X 48"D



WAVE 2 DOWN (W2D)



WAVE 2 UP (W2U) IN JET (P122)  
SHOWN 72"W X 48"D



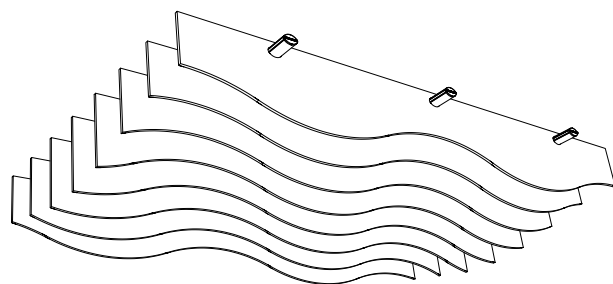
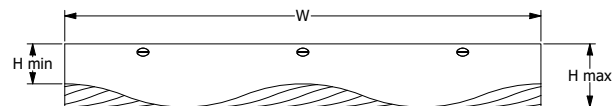
WAVE 2 UP (W2U)



# ECHODECO® BAFFLES - WAVE PANEL DESIGNS



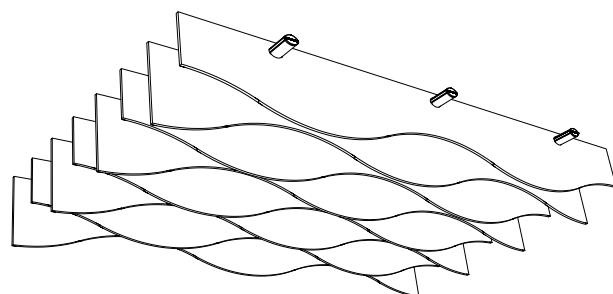
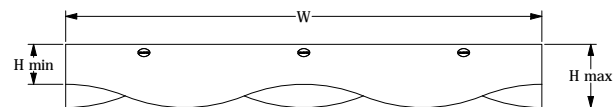
WAVE 2 PROGRESSIVE (W2P) IN ASH (P100)  
SHOWN 72"W X 48"D



WAVE 2 PROGRESSIVE (W2P)



WAVE 2 ALTERNATING (W2A) IN ICED GREY (P106)  
SHOWN 72"W X 48"D



WAVE 2 ALTERNATING (W2A)

# ECHODECO® BAFFLES - WAVE PANEL DESIGNS

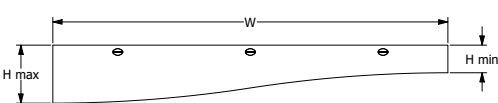
## WAVE PANEL DESIGNS

- Wave .5 Same (W.5S)
- Wave .5 Alternating (W.5A)
- Wave 1 Down (W1D)
- Wave 1 Up (W1U)
- Wave 1 Alternating (W1A)
- Wave 1 Progressive (W1P)
- Wave 2 Down (W2D)
- Wave 2 Up (W2U)
- Wave 2 Alternating (W2A)
- Wave 2 Progressive (W2P)

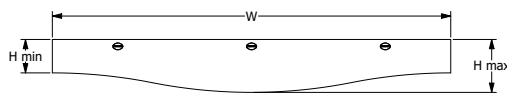


Width	Depth	Panel Height		Quantity of Panels	Quantity of Mounting Rails	EBR9	EBR9 Weight (lbs)	EBR18	EBR18 Weight (lbs)	Ceiling Mount Options G = ACT Grid Mount* P = Permanent Mount L = Loop Mount
		EchoScape™ 3/8" (9mm) List Price	EchoScape™ 3/4" (18mm) List Price							
48"	48"	7"	5"	8	2	\$759	14	\$1,118	20	+\$0
48"	48"	10"	6"	8	2	\$878	18	\$1,304	27	+\$0
48"	48"	14"	10"	8	2	\$998	21	\$1,467	33	+\$0
48"	60"	7"	5"	10	2	\$916	17	\$1,363	25	+\$0
48"	60"	10"	6"	10	2	\$1,064	22	\$1,592	34	+\$0
48"	60"	14"	10"	10	2	\$1,200	26	\$1,788	41	+\$0
60"	48"	7"	5"	8	2	\$1,058	18	\$1,369	26	+\$0
60"	48"	10"	6"	8	2	\$1,249	23	\$1,630	35	+\$0
60"	48"	14"	10"	8	2	\$1,440	27	\$1,876	42	+\$0
60"	60"	7"	5"	10	3	\$1,277	23	\$1,669	33	+\$0
60"	60"	10"	6"	10	3	\$1,516	29	\$1,991	44	+\$0
60"	60"	14"	10"	10	3	\$1,751	34	\$2,296	53	+\$0
72"	48"	7"	5"	8	3	\$1,124	20	\$1,696	29	+\$0
72"	48"	10"	6"	8	3	\$1,325	26	\$2,001	41	+\$0
72"	48"	14"	10"	8	3	\$1,505	31	\$2,263	49	+\$0
72"	60"	7"	5"	10	3	\$1,364	25	\$2,078	37	+\$0
72"	60"	10"	6"	10	3	\$1,604	33	\$2,454	51	+\$0
72"	60"	14"	10"	10	3	\$1,838	39	\$2,775	62	+\$0
96"	48"	7"	5"	8	4	\$1,396	28	\$2,089	40	+\$0
96"	48"	10"	6"	8	4	\$1,620	36	\$2,432	55	+\$0
96"	48"	14"	10"	8	4	\$1,827	42	\$2,721	66	+\$0
96"	60"	7"	5"	10	4	\$1,685	34	\$2,546	50	+\$0
96"	60"	10"	6"	10	4	\$1,952	44	\$2,971	68	+\$0
96"	60"	14"	10"	10	4	\$2,213	52	\$3,336	82	+\$0

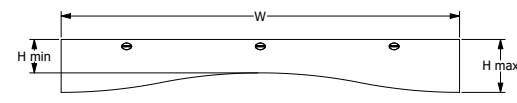
NOTE:  
All pricing in USD  
\*Compatible with standard 1" (15/16") ceiling grids\*



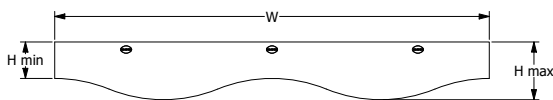
WAVE .5



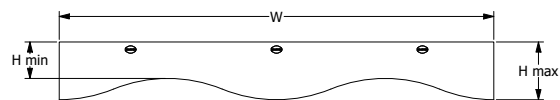
WAVE 1 DOWN



WAVE 1 UP



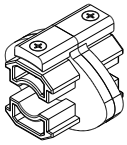
WAVE 2 DOWN



WAVE 2 UP



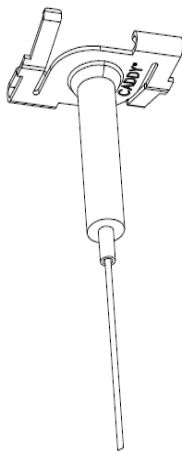
## ACCESSORIES



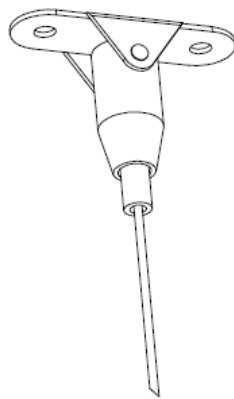
**BAFFLE RAIL CONNECTOR**  
EBR-CONN

Baffle Rail Connector Set	SKU	Price
Baffle Rail Connector Set - Silver	EBR-CONN-S (2x)	\$50
Baffle Rail Connector Set - Black	EBR-CONN-B (2x)	\$50

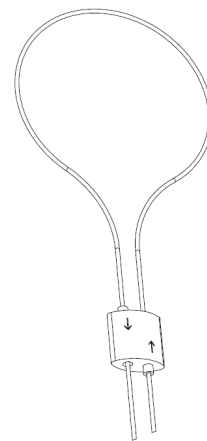
## CEILING MOUNT OPTIONS



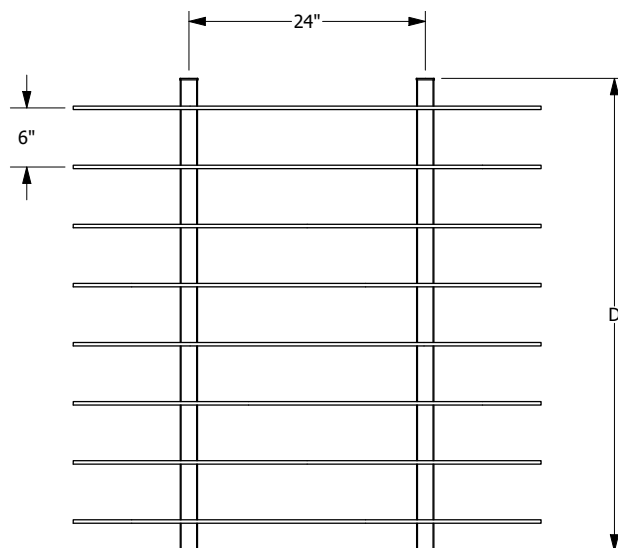
**ACT GRID CEILING MOUNT**  
(G)  
COMPATIBLE WITH STANDARD 1"  
(15/16") CEILING GRIDS



**PERMANET MOUNT**  
(P)




**LOOP MOUNT**  
(L)




**UNDERSIDE VIEW**

# MATERIAL OPTIONS

## ECHOSCAPE™ 3/8" (9MM)




## ECHOSCAPE™ 3/4" (18MM)



# ECHODECO® GRID BAFFLES

Price Effective - September 19, 2022



## Bright and Geometric

EchoDeco® Grid Baffles utilize our highly rated acoustic material to control noise in your space. Our dynamic designs create striking, yet functional, overhead art. EchoDeco Grid Baffles can be used as clouds, or connect for a wall-to-wall effect, and are available in 3 design options to match your décor.

- Baffle material thickness - 3/8" (9mm), with an NRC rating of 0.85
- Available in 19 colors
- Multiple designs and sizes available to fit most ceilings
- Several ceiling hanging option available
- Custom sizes and designs available
- Made in the USA

### How to build your SKU:

Step 1:  
Choose your  
Model

EBG

Step 2:  
Choose your  
Width

12

Step 3:  
Choose our  
Depth

24

Step 4:  
Choose your  
Design

WAV

Step 5:  
Choose your  
Color

P101

Step 6:  
Choose your  
Ceiling Mount Option

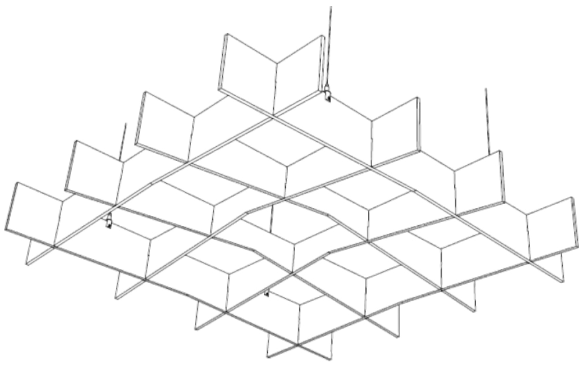

L

## ECHODECO® GRID BAFFLES

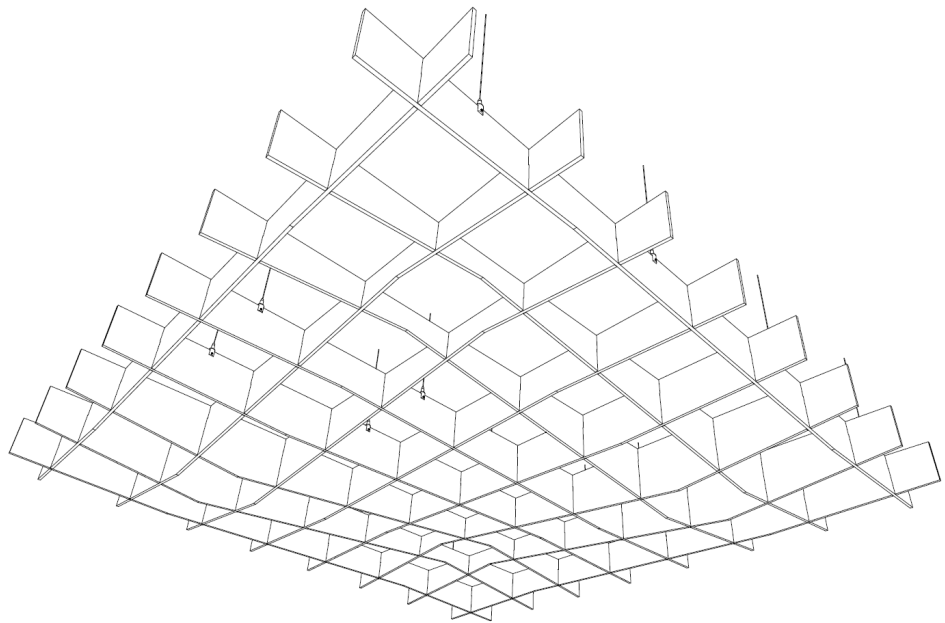
Model	Width (in feet)	Depth (in feet)	Design	Color	Ceiling Mount Options
EBG EchoDeco® Grid Baffles	4'	4'	ANG Angle	P1_EchoScape™ 3/8 (9mm)	G ACT Grid Mount*
	8'	8'	WAV Wave		P Permanent Mounts
	12'	12'	REC Rectangle		L Loop Mount
	16'	16'			
	20'	20'			
	24'	24'			
	28'	28'			

\*Compatible with standard 1" (15/16") ceiling grids\*

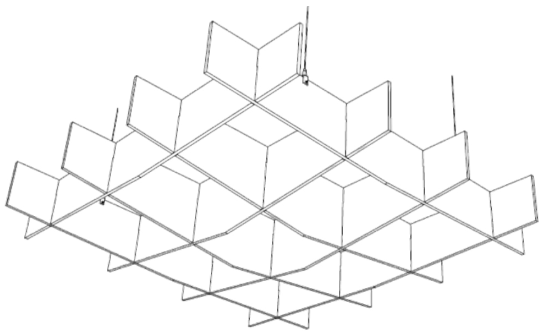




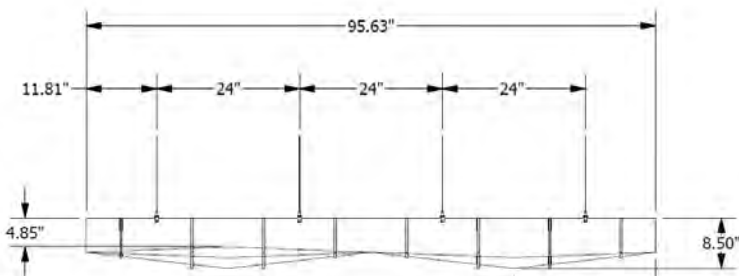
4' x 4' ANGLE UP



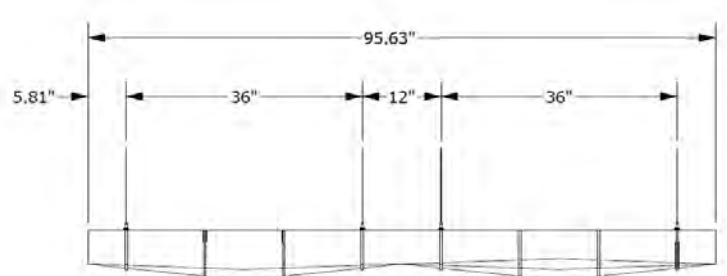
8' x 8' ANGLE



4' x 4' ANGLE DOWN



8' x 8' WIDTH VIEW



8' x 8' DEPTH VIEW

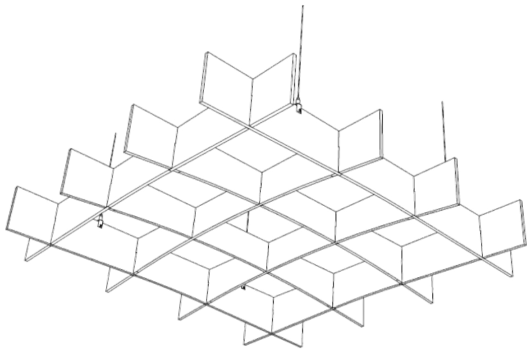

CEILING MOUNT OPTIONS

ANGLE DESIGN (ANG)				Permanent Mount (P)	Loop Mount (L)	ACT Grid Mount (G)	List Price	Square Footage of Acoustic Material
Width (in feet)	Depth (in feet)	Weight	List Price					
4'	4' U	8	\$624	P	L	G	+\$0	16
4'	4' D	8	\$624	P	L	G	+\$0	16
4'	8'	15	\$1,248	P	L	G	+\$0	32
8'	4'	15	\$1,248	P	L	G	+\$0	32
8'	8'	30	\$2,496	P	L	G	+\$0	64
8'	12'	45	\$3,744	P	L	G	+\$0	96
8'	16'	60	\$4,992	P	L	G	+\$0	128
8'	20'	75	\$6,240	P	L	G	+\$0	160
8'	24'	90	\$7,488	P	L	G	+\$0	192
8'	28'	105	\$8,736	P	L	G	+\$0	224
12'	8'	45	\$3,744	P	L	G	+\$0	96
12'	12'	68	\$5,616	P	L	G	+\$0	144
12'	16'	91	\$7,488	P	L	G	+\$0	192
12'	20'	113	\$9,360	P	L	G	+\$0	240
12'	24'	136	\$11,232	P	L	G	+\$0	288
12'	28'	158	\$13,104	P	L	G	+\$0	336
16'	8'	60	\$4,992	P	L	G	+\$0	128
16'	12'	91	\$7,488	P	L	G	+\$0	192
16'	16'	120	\$9,984	P	L	G	+\$0	256
16'	20'	151	\$12,480	P	L	G	+\$0	320
16'	24'	180	\$14,976	P	L	G	+\$0	384
16'	28'	211	\$17,472	P	L	G	+\$0	448
20'	8'	75	\$6,240	P	L	G	+\$0	160
20'	12'	113	\$9,360	P	L	G	+\$0	240
20'	16'	151	\$12,480	P	L	G	+\$0	320
20'	20'	188	\$15,600	P	L	G	+\$0	400
20'	24'	226	\$18,720	P	L	G	+\$0	480
20'	28'	263	\$21,840	P	L	G	+\$0	560
24'	8'	90	\$7,488	P	L	G	+\$0	192
24'	12'	136	\$11,232	P	L	G	+\$0	288
24'	16'	180	\$14,976	P	L	G	+\$0	384
24'	20'	226	\$18,720	P	L	G	+\$0	480
24'	24'	270	\$22,464	P	L	G	+\$0	576
24'	28'	316	\$26,208	P	L	G	+\$0	672
28'	8'	105	\$8,736	P	L	G	+\$0	224
28'	12'	158	\$13,104	P	L	G	+\$0	336
28'	16'	211	\$17,472	P	L	G	+\$0	448
28'	20'	263	\$21,840	P	L	G	+\$0	560
28'	24'	316	\$26,208	P	L	G	+\$0	672
28'	28'	368	\$30,576	P	L	G	+\$0	784

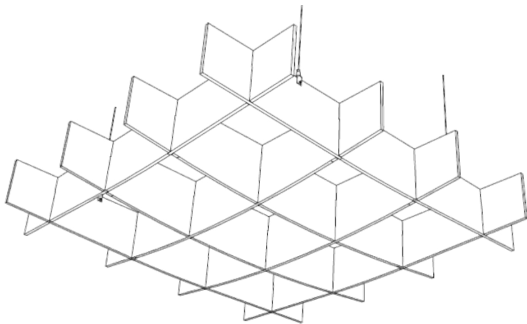
NOTE:  
 All pricing in USD  
 Quantity of hanging mounts noted as last number in SKU



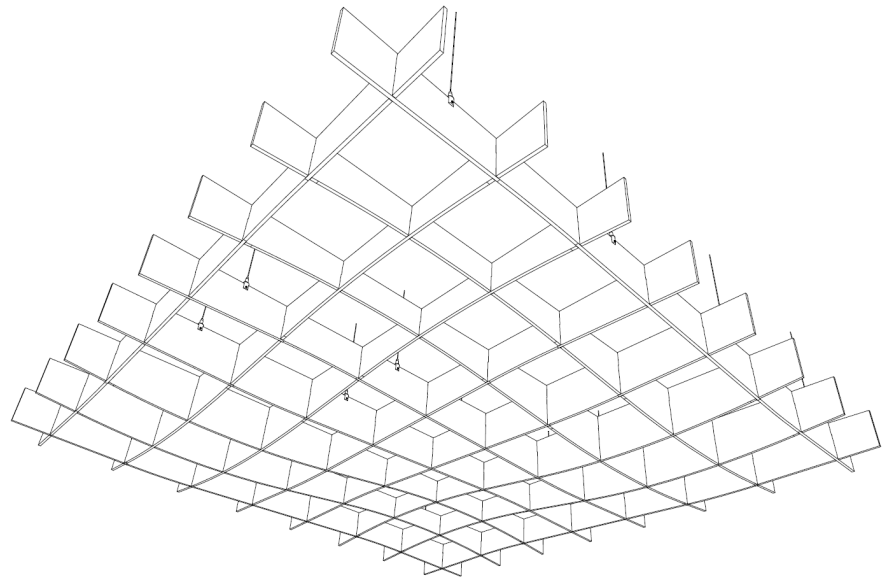




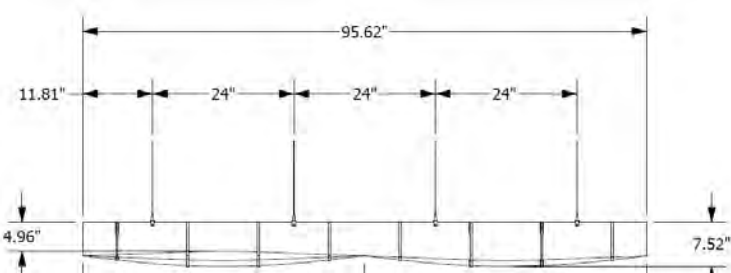
4' x 4' WAVE UP



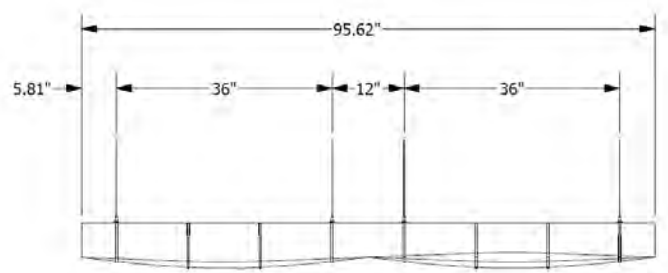
4' x 4' WAVE DOWN



8' x 8' WAVE



8' x 8' WIDTH VIEW



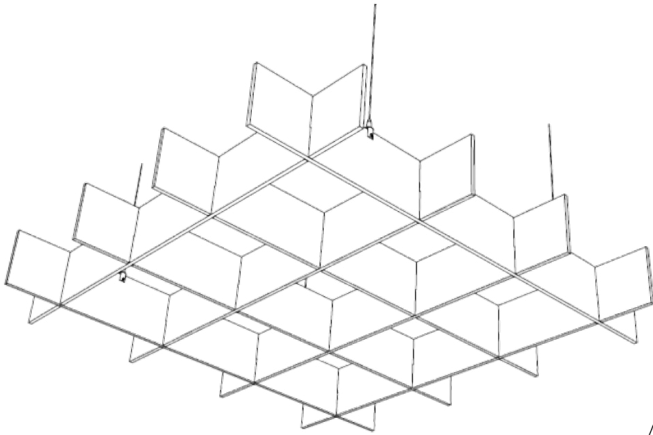

8' x 8' DEPTH VIEW

CEILING MOUNT OPTIONS

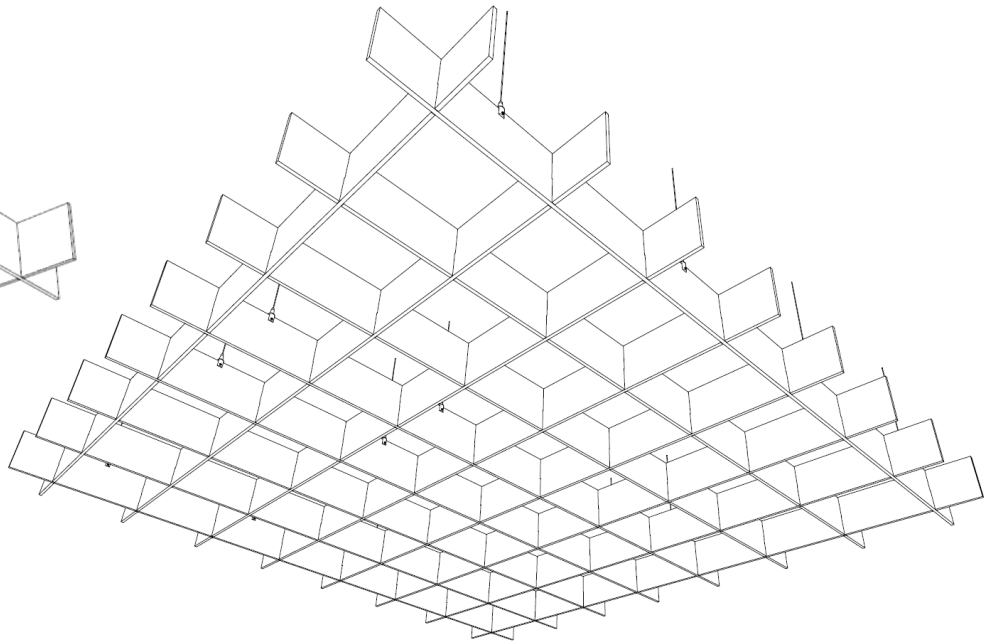
WAVE DESIGN (WAV)				Permanent Mount (P)	Loop Mount (L)	ACT Grid Mount (G)	List Price	Square Footage of Acoustic Material
Width (in feet)	Depth (in feet)	Weight	List Price					
4'	4' U	8	\$624	P	L	G	+\$0	16
4'	4' D	8	\$624	P	L	G	+\$0	16
4'	8'	15	\$1,248	P	L	G	+\$0	32
8'	4'	15	\$1,248	P	L	G	+\$0	32
8'	8'	30	\$2,496	P	L	G	+\$0	64
8'	12'	45	\$3,744	P	L	G	+\$0	96
8'	16'	60	\$4,992	P	L	G	+\$0	128
8'	20'	75	\$6,240	P	L	G	+\$0	160
8'	24'	90	\$7,488	P	L	G	+\$0	192
8'	28'	105	\$8,736	P	L	G	+\$0	224
12'	8'	45	\$3,744	P	L	G	+\$0	96
12'	12'	68	\$5,616	P	L	G	+\$0	144
12'	16'	91	\$7,488	P	L	G	+\$0	192
12'	20'	113	\$9,360	P	L	G	+\$0	240
12'	24'	136	\$11,232	P	L	G	+\$0	288
12'	28'	158	\$13,104	P	L	G	+\$0	336
16'	8'	60	\$4,992	P	L	G	+\$0	128
16'	12'	91	\$7,488	P	L	G	+\$0	192
16'	16'	120	\$9,984	P	L	G	+\$0	256
16'	20'	151	\$12,480	P	L	G	+\$0	320
16'	24'	180	\$14,976	P	L	G	+\$0	384
16'	28'	211	\$17,472	P	L	G	+\$0	448
20'	8'	75	\$6,240	P	L	G	+\$0	160
20'	12'	113	\$9,360	P	L	G	+\$0	240
20'	16'	151	\$12,480	P	L	G	+\$0	320
20'	20'	188	\$15,600	P	L	G	+\$0	400
20'	24'	226	\$18,720	P	L	G	+\$0	480
20'	28'	263	\$21,840	P	L	G	+\$0	560
24'	8'	90	\$7,488	P	L	G	+\$0	192
24'	12'	136	\$11,232	P	L	G	+\$0	288
24'	16'	180	\$14,976	P	L	G	+\$0	384
24'	20'	226	\$18,720	P	L	G	+\$0	480
24'	24'	270	\$22,464	P	L	G	+\$0	576
24'	28'	316	\$26,208	P	L	G	+\$0	672
28'	8'	105	\$8,736	P	L	G	+\$0	224
28'	12'	158	\$13,104	P	L	G	+\$0	336
28'	16'	211	\$17,472	P	L	G	+\$0	448
28'	20'	263	\$21,840	P	L	G	+\$0	560
28'	24'	316	\$26,208	P	L	G	+\$0	672
28'	28'	368	\$30,576	P	L	G	+\$0	784

NOTE:  
 All pricing in USD  
 Quantity of hanging mounts noted as last number in SKU

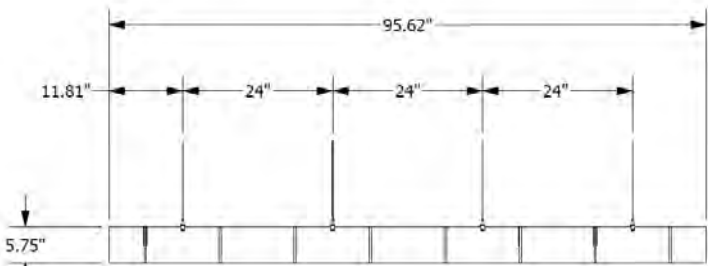




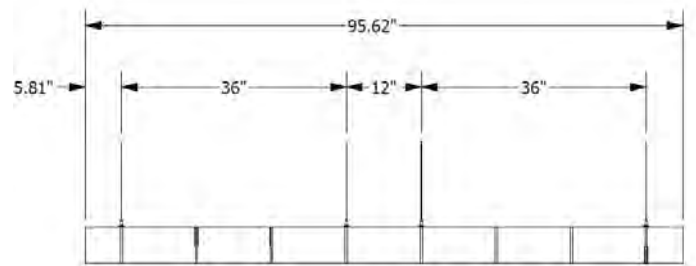
4' x 4' RECTANGLE



8' x 8' RECTANGLE



8' x 8' WIDTH VIEW



8' x 8' DEPTH VIEW



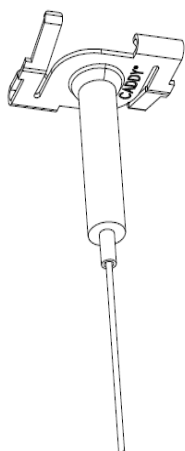
CEILING MOUNT OPTIONS

RECTANGLE DESIGN (REC)								
Width (in feet)	Depth (in feet)	Weight	List Price	Permanent Mount (P)	Loop Mount (L)	ACT Grid Mount (G)	List Price	Square Footage of Acoustic Material
4'	4'	8	\$624	P	L	G	+\$0	16
4'	8'	15	\$1,248	P	L	G	+\$0	32
8'	4'	15	\$1,248	P	L	G	+\$0	32
8'	8'	30	\$2,496	P	L	G	+\$0	64
8'	12'	45	\$3,744	P	L	G	+\$0	96
8'	16'	60	\$4,992	P	L	G	+\$0	128
8'	20'	75	\$6,240	P	L	G	+\$0	160
8'	24'	90	\$7,488	P	L	G	+\$0	192
8'	28'	105	\$8,736	P	L	G	+\$0	224
12'	8'	45	\$3,744	P	L	G	+\$0	96
12'	12'	68	\$5,616	P	L	G	+\$0	144
12'	16'	91	\$7,488	P	L	G	+\$0	192
12'	20'	113	\$9,360	P	L	G	+\$0	240
12'	24'	136	\$11,232	P	L	G	+\$0	288
12'	28'	158	\$13,104	P	L	G	+\$0	336
16'	8'	60	\$4,992	P	L	G	+\$0	128
16'	12'	91	\$7,488	P	L	G	+\$0	192
16'	16'	120	\$9,984	P	L	G	+\$0	256
16'	20'	151	\$12,480	P	L	G	+\$0	320
16'	24'	180	\$14,976	P	L	G	+\$0	384
16'	28'	211	\$17,472	P	L	G	+\$0	448
20'	8'	75	\$6,240	P	L	G	+\$0	160
20'	12'	113	\$9,360	P	L	G	+\$0	240
20'	16'	151	\$12,480	P	L	G	+\$0	320
20'	20'	188	\$15,600	P	L	G	+\$0	400
20'	24'	226	\$18,720	P	L	G	+\$0	480
20'	28'	263	\$21,840	P	L	G	+\$0	560
24'	8'	90	\$7,488	P	L	G	+\$0	192
24'	12'	136	\$11,232	P	L	G	+\$0	288
24'	16'	180	\$14,976	P	L	G	+\$0	384
24'	20'	226	\$18,720	P	L	G	+\$0	480
24'	24'	270	\$22,464	P	L	G	+\$0	576
24'	28'	316	\$26,208	P	L	G	+\$0	672
28'	8'	105	\$8,736	P	L	G	+\$0	224
28'	12'	158	\$13,104	P	L	G	+\$0	336
28'	16'	211	\$17,472	P	L	G	+\$0	448
28'	20'	263	\$21,840	P	L	G	+\$0	560
28'	24'	316	\$26,208	P	L	G	+\$0	672
28'	28'	368	\$30,576	P	L	G	+\$0	784

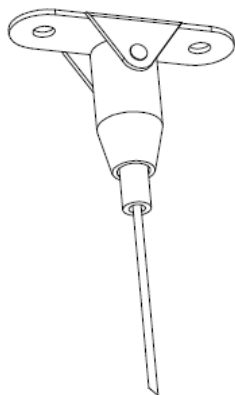
NOTE:  
 All pricing in USD  
 Quantity of hanging mounts noted as last number in SKU



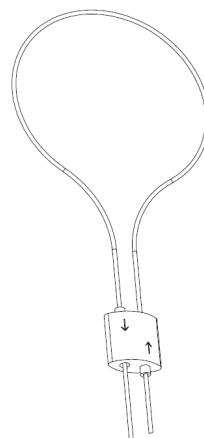
## CEILING MOUNT OPTIONS



ACT GRID CEILING MOUNT  
(G)  
COMPATIBLE WITH STANDARD 1"  
(15/16") CEILING GRIDS



PERMANET MOUNT  
(P)



LOOP MOUNT  
(L)

## MATERIAL OPTIONS

### ECHOSCAPE™ 3/8" (9MM)



Snow  
P114



New  
Canvas  
P126



New  
Overcast  
P124



Oat  
P116



Cocoa  
P121



Sunflower  
P111



Tangerine  
P109



Ruby  
P108




Aqua  
P115



Pear  
P103




Moss  
P120



Spruce  
P123



Sky  
P117



New  
Blueprint  
P125




Denim  
P118



Cobalt  
P102



Midnight  
P119



Iced Grey  
P106



Ash  
P100



Slate  
P105



Charcoal  
P101



Jet  
P122



# ECHODECO® BEAM BAFFLES

Price Effective - September 19, 2022



## Quiet, Striking, Versatile

Improve sound control and enhance room acoustics with EchoDeco® Beam Baffles. Effective and affordable, EchoDeco® Beam Baffles create a comfortable environment with added style. Available in 5 styles and in an array of colors including woodgrain patterns that enhance any room aesthetics, EchoDeco® Beam Baffles optimize sound quality by minimizing echose and background noise.

- 5 Beam Baffle Designs
- 5 Acoustic EchoScape® Woodgrain pattern colors available, 3/8" (9mm) material thickness with an NRC rating of 0.85
- 22 Acoustic EchoScape® colors available, 3/8" (9mm) material thickness with an NRC rating of 0.85
- Several ceiling mounting options available
- Connection hardware available for continuous baffle runs
- Made in the USA

### How to build your SKU:

Step 1:  
Choose your  
Material Thickness

EBB

Step 2:  
Choose your  
Design

48

Step 3:  
Choose your  
Design

D402

Step 4:  
Choose your  
Material Color

PR183

Step 5:  
Choose your Ceiling  
Mount Option

G

Step 6:  
Choose your  
Accessory  
(Optional)

EBB-CONN

## ECHODECO® BEAM BAFFLES

Model	Width	Design	Material Color	Ceiling Mount Options	Accessory (Optional)
EBB	24" 30" 48" 72" 96"	D400 Kora D401 Viga D402 Trave D403 Balk D404 Kiris	P1_ EchoScape® Solid Colors P18_ EchoScape® Woodgrain Patterns	G ACT Grid Mount* P Permanent Mount L Loop Mount R Rigid Stem**	EBB-CONN Beam Connector

\*Compatible with standard 1" (15/16") ceiling grids

\*\*Threaded Rod not included

# ECHODECO® BEAM BAFFLES

## ECHODECO® BEAM BAFFLES EBB

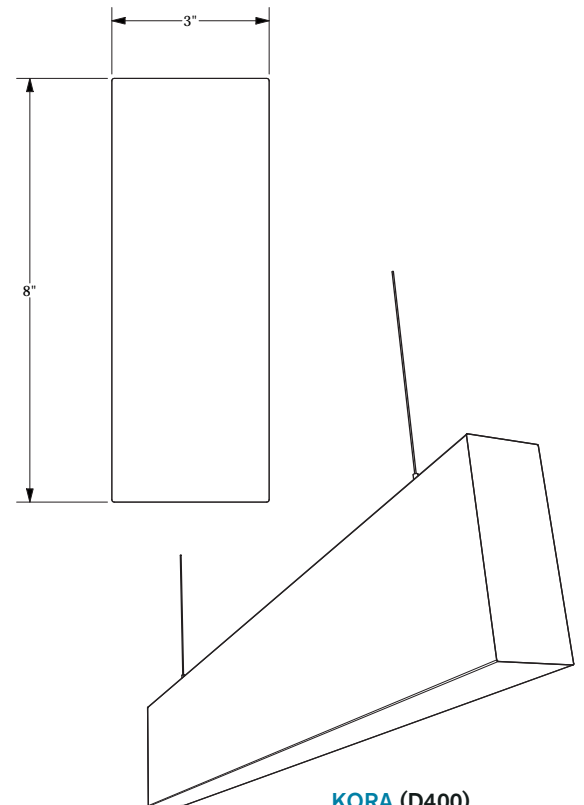
Length	Weight	EBB EchoScape® 3/8" (9mm) Solid Colors <b>List Price</b>	EBB EchoScape® 3/8" (9mm) Woodgrain Pattern <b>List Price</b>	Ceiling Mount Options G = ACT Grid Mount* P = Permanent Mount L = Loop Mount R = Rigid Stem**	Acoustic Material Square Footage per Unit
24"	2	<b>\$285</b>	<b>\$315</b>	+\$0	4
30"	3	<b>\$345</b>	<b>\$385</b>	+\$0	5
48"	4	<b>\$545</b>	<b>\$605</b>	+\$0	8
72"	6	<b>\$795</b>	<b>\$895</b>	+\$0	12
96"	8	<b>\$1,015</b>	<b>\$1,130</b>	+\$0	16

NOTE:  
All pricing in USD  
\*Compatible with standard 1" (15/16") ceiling grids  
\*\*Threaded Rod not included

## ECHODECO® BEAM BAFFLES - DESIGNS



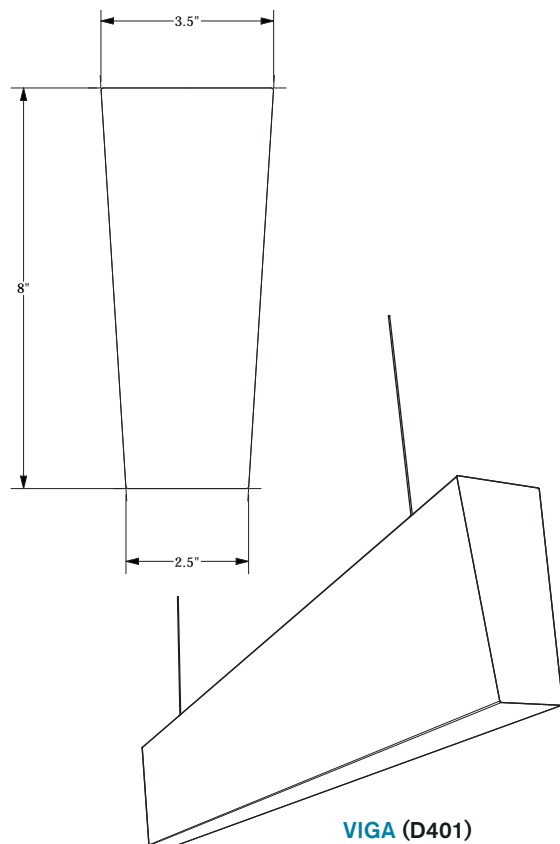
KORA (D400) IN MAHAGONY (P184)



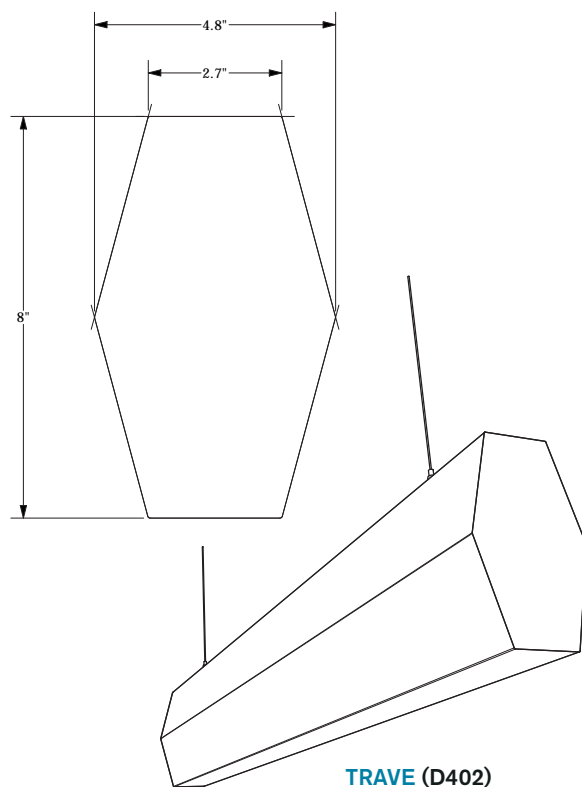
KORA (D400)



VIGA (D401) IN WALNUT (P183)

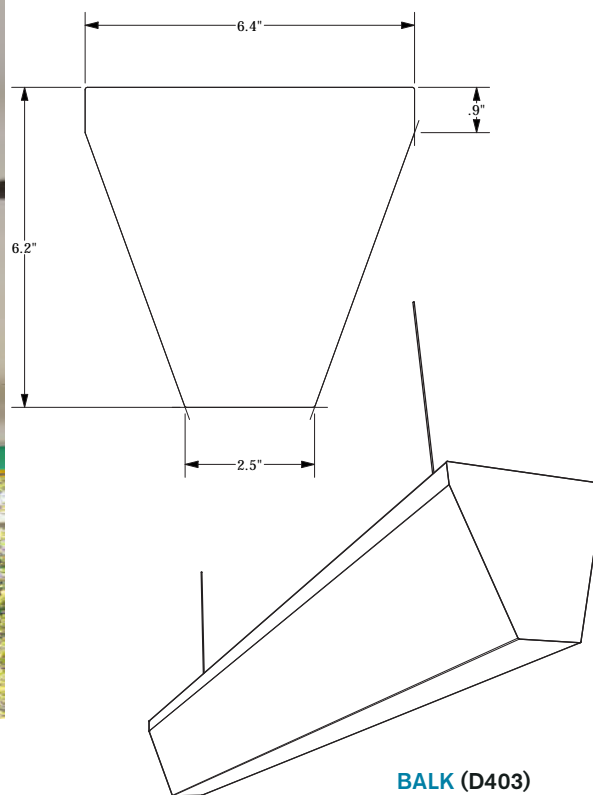


TRAVE (D402) IN GRAPHITE GREY (P181)

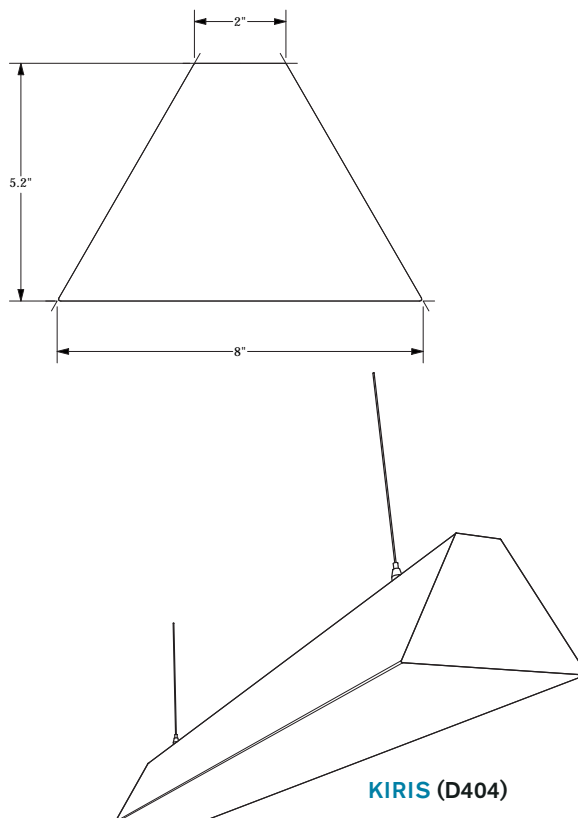




# ECHODECO® BEAM BAFFLES - DESIGNS

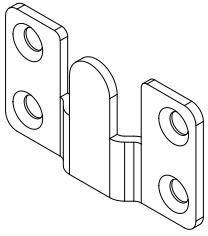


**BALK (D403) IN ICED GREY, MOSS, AQUA, SUNFLOWER AND BIRCH (P108, P120, P115, P111, AND PR180)**



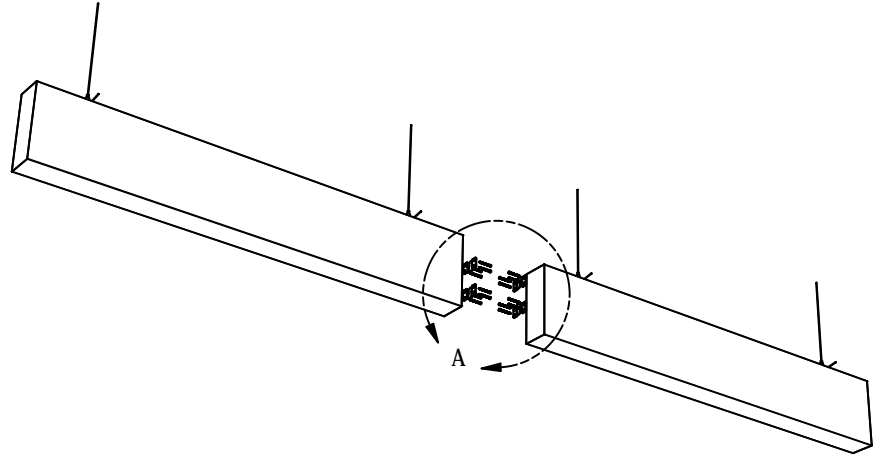
**KIRIS (D404) IN PEAR (P103)**

## ACCESSORIES

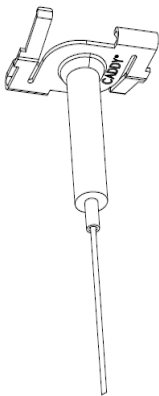


**BEAM BAFFLE CONNECTORS**  
EBB-CONN

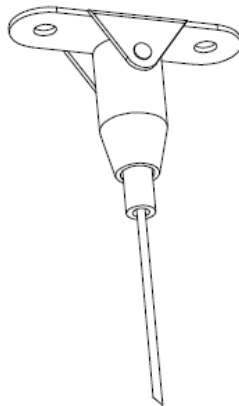
Beam Baffle Connector	SKU	List Price
Beam Baffle Connector Set	EBB-CONN	\$50



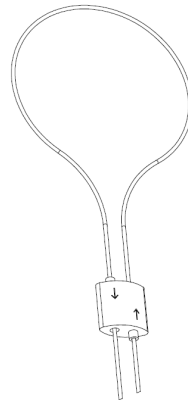
## CEILING MOUNT OPTIONS



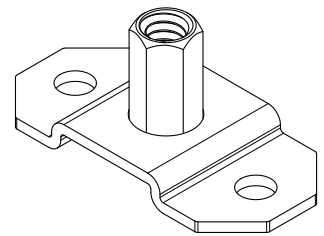
**ACT GRID CEILING MOUNT**  
(G)  
COMPATIBLE WITH  
STANDARD 1" (15/16")  
CEILING GRIDS



**PERMANENT MOUNT**  
(P)



**LOOP MOUNT**  
(L)




**RIGID STEM**  
(R)  
THREADED ROD NOT INCLUDED




# MATERIAL OPTIONS

## ECHOSCAPE® SOLID COLORS 3/8" (9MM)




## ECHOSCAPE® WOODGRAIN PATTERNS 3/8" (9MM)

Woodgrain pattern runs horizontal



# ECHODECO® CEILING TILES

Price Effective - September 19, 2022



## ACOUSTICS WITH A FLAIR

Artistic EchoDeco® Ceiling Tiles simultaneously reduce unwanted noise, increase energy efficiency, and update the look for your space. EchoDeco Ceiling Tiles (2' x 2') simply drop into any ACT ceiling grid with no installation or costly construction and have an NRC rating of 0.85. Our acoustic ceiling tiles get right to work to turn down the noise.

EchoDeco Ceiling Tiles, sold in sets of 8, are available in 9 designs and 22 colors to effortlessly refresh and add acoustic comfort to any room.

- Tile dimension: 23.75" square
- 9 Design patterns
- Sold in sets of 8
- EchoDeco Ceiling Tile thickness - 3/8" (9mm) with an NRC rating of 0.85
- Custom designs available
- Easy installation
- Made in the USA

### How to build your SKU:

Step 1:  
Choose your  
Model

ECT-24

Step 2:  
Choose your  
Design

D206

Step 3:  
Choose your  
Color

P106

## ECHODECO® CEILING TILES

Model	Fixed Size	Design	Color	
ECT-24	EchoDeco® Ceiling Tiles - Set of 8	23.75"w x 23.75"h	D200 Solid D201 Wave D202 Focus D203 Prism D204 Bias D205 Arrow D206 Infinity D207 Plaid D208 Junction D209 Interlock	P1_ EchoScape™ 3/8" (9mm)

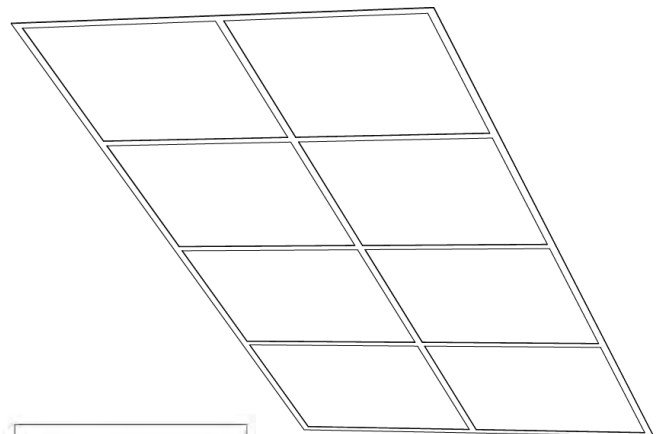
**ECHODECO® CEILING TILES - SET OF 8**  
**MATERIAL THICKNESS 3/8" (9MM)**

Width	Height	Weight (Set of 8) (lbs)	Tiles (Set of 8) List Price	Acoustic Material Square Footage (Set of 8)
23.75"	23.75"	13	\$687	32 sq. ft.

ECHODECO® CEILING TILE DESIGNS




D200 - SOLID IN P114 SNOW & P122 JET



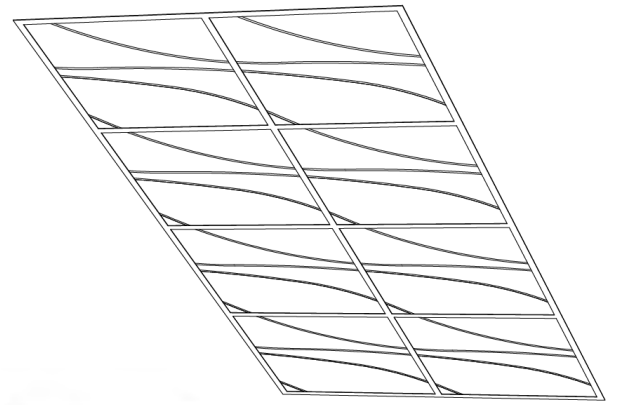
D200 - SOLID  
 (IN SETS OF 8)




# ECHODECO® CEILING TILE DESIGNS



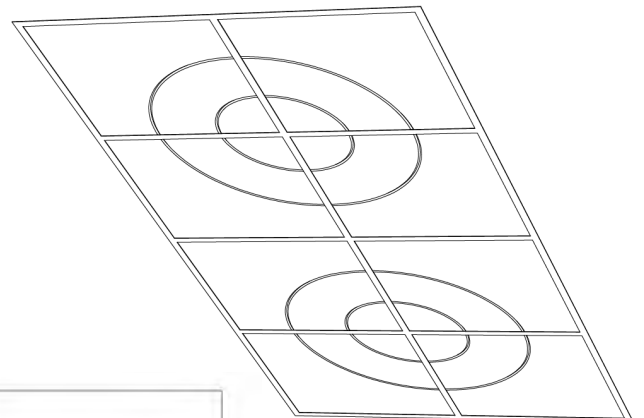
D201 - WAVE IN P111 SUNFLOWER & P123 SPRUCE



D201 - WAVE  
(IN SETS OF 8)



D202 - FOCUS IN P103 PEAR




D202 - FOCUS  
(IN SETS OF 8)

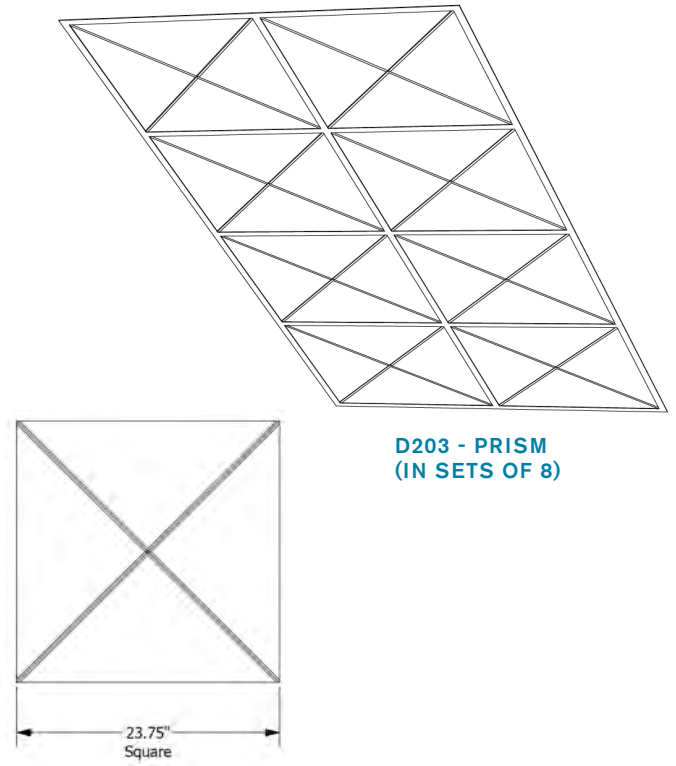





# ECHODECO® CEILING TILE DESIGNS



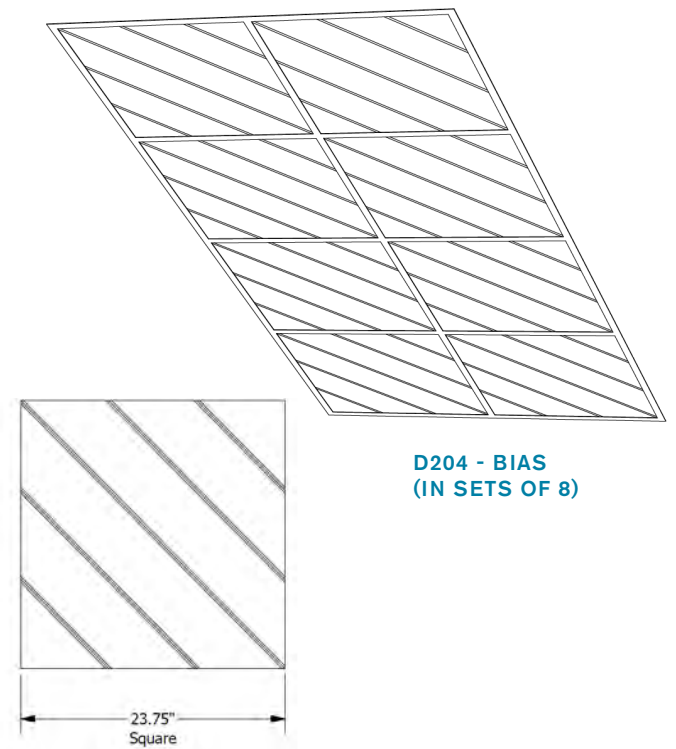
D203 - PRISM IN P114 SNOW & P119 MIDNIGHT



D203 - PRISM  
(IN SETS OF 8)




D204 - BIAS IN P108 RUBY & P114 SNOW



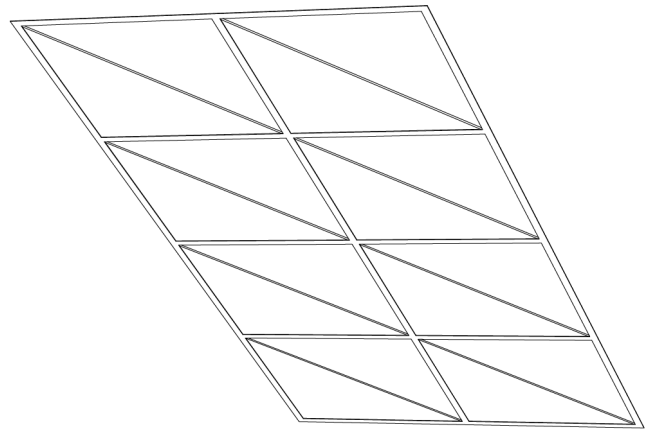
D204 - BIAS  
(IN SETS OF 8)



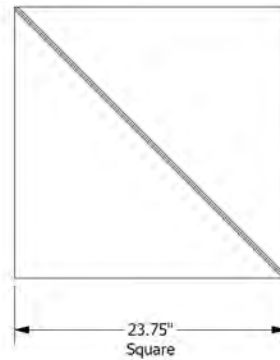
# ECHODECO® CEILING TILE DESIGNS




D205 - ARROW IN P117 SKY



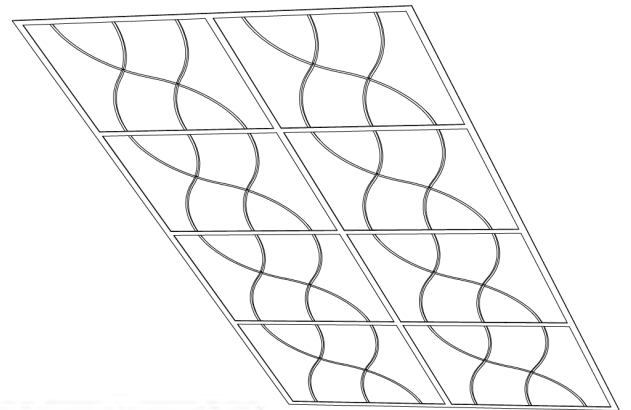
D205 - ARROW  
(IN SETS OF 8)



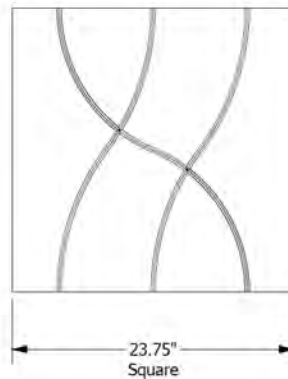
23.75"  
Square



D206 - INFINITY IN P106 ICED GREY




D206 - INFINITY  
(IN SETS OF 8)


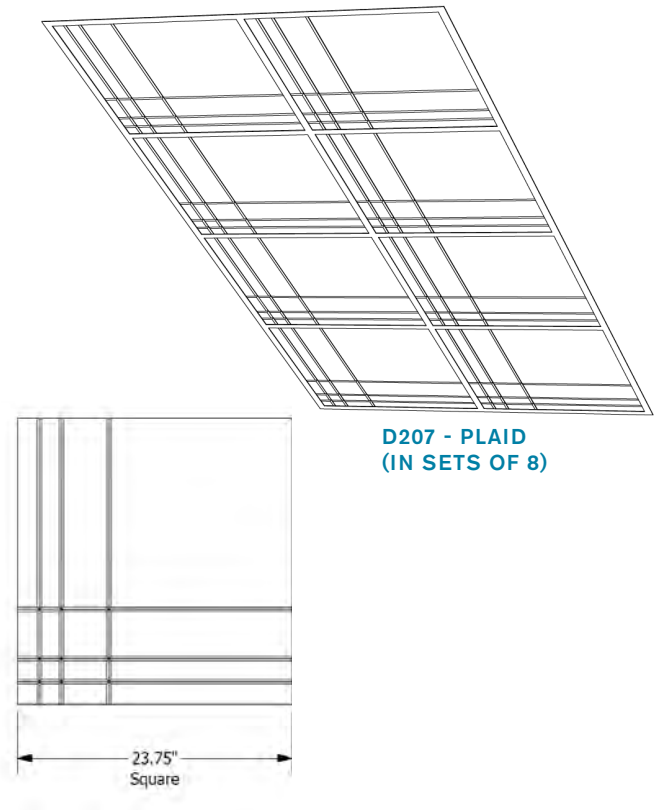


23.75"  
Square

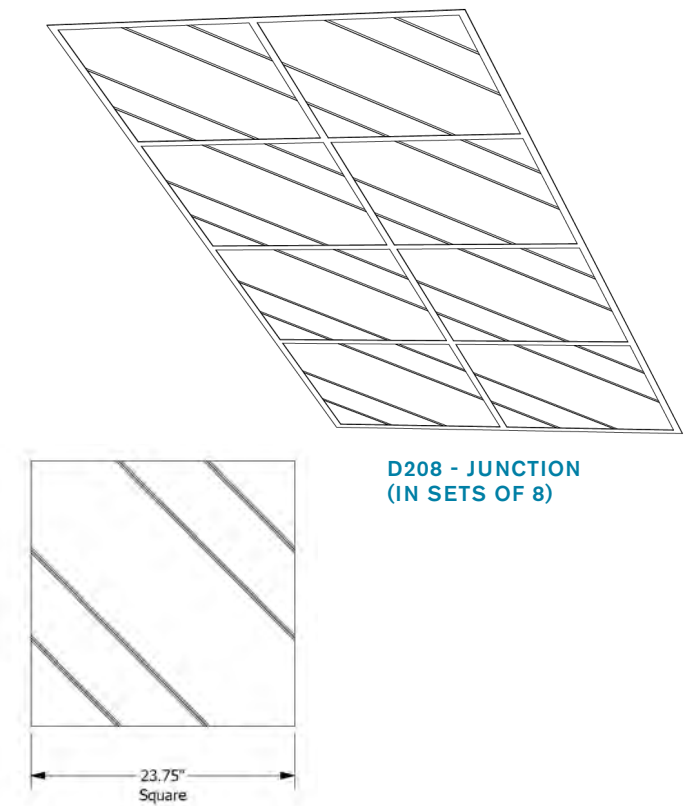
# ECHODECO® CEILING TILE DESIGNS




D207 - PLAID IN P102 COBALT



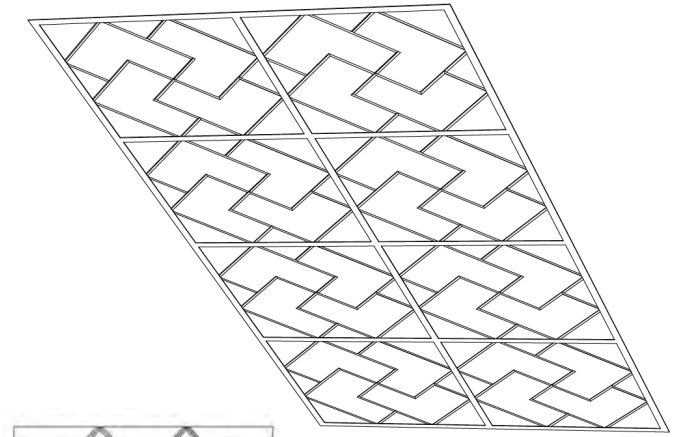
D208 - JUNCTION IN P109 TANGERINE & P114 SNOW



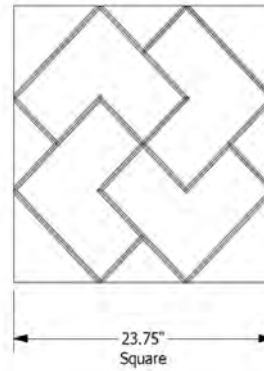
# ECHODECO® CEILING TILE DESIGNS



D209 - INTERLOCK IN P116 OAT & P123 SPRUCE




D209 - INTERLOCK  
(IN SETS OF 8)



## MATERIAL OPTIONS

### ECHOSCAPE™ 3/8" (9MM)





# ECHODECO® BLADE CEILING TILES

Price Effective -September 19, 2022



## ACOUSTIC CEILING ART INSTANTLY

What does your space need most, acoustic comfort or an updated look? EchoDeco® Blade Ceiling Tiles deliver both; a high impact design while reducing annoying noise. EchoDeco Blade Ceiling three-dimensional tiles drop easily into your existing 2' x 2' ACT grid and cost-effectively transform your ceilings into interesting and artistic compositions that absorb noise.

Packed with an acoustic punch, each 2' x 2' tile contains 10 square feet of highly rated acoustic material that immediately get to work. 22 colors, 6 Blade designs, and options for 1 or 2 colors on each tile, EchoDeco Blade Ceiling Tiles deliver an effective and fast acoustic and decorative solution.

- Tile dimension: 23.75" square
- 6 three-dimensional design options
- EchoDeco Ceiling Tile thickness - 3/8" (9mm) with an NRC rating of 0.85.
- Custom designs available
- Easy installation
- Made in the USA

### How to build your SKU:

Step 1: Choose your Model	Step 2: Choose your Design	Step 3: Choose your Color Option
EBCT-24	REC	P106
	OR	
EBCT-24	REC	TP106 + BP111
		<small>One Color Option</small> <small>Two Color Option</small> <small>Color One - Tile</small> <small>Color Two - Blades</small>

## ECHODECO® BLADE CEILING TILES

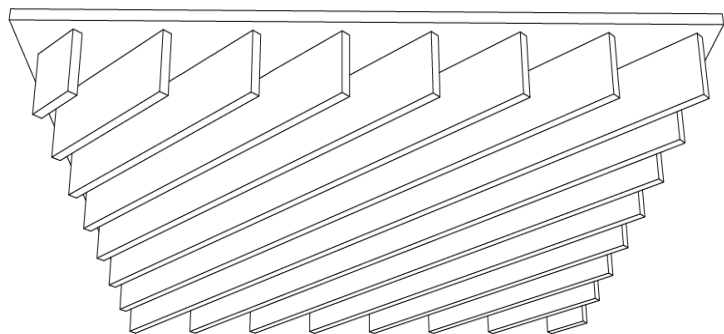
Model	Fixed Size	Design	Color Options	
			One Color	Two Colors
EBCT-24 EchoDeco® Blade Ceiling Tiles	23.75"W x 23.75"H	REC Rectangle DIA Diagonal A1P Angle 1 Progressive A2P Angle 2 Progressive W1P Wave 1 Progressive W2P Wave 2 Progressive	P1_ EchoScape™ 3/8" (9mm)	TP1_ Tile Color + BP1_ Blade Color EchoScape™ 3/8" (9mm)

**ECHODECO® BLADE CEILING TILES - QTY 1**  
**MATERIAL THICKNESS 3/8" (9MM)**

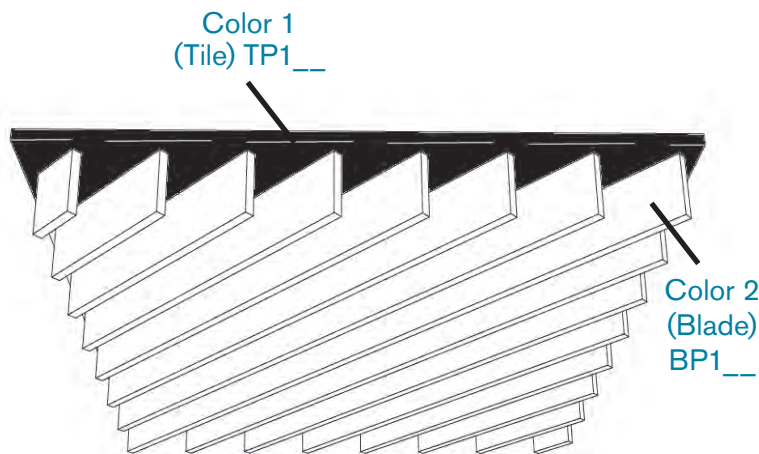
**EBCT**

Width	Height	Weight (lbs)	Tiles Qty 1 (one or two colors) List Price	Acoustic Material Square Footage
23.75"	23.75"	4	\$262	10 sq. ft.

**COLOR OPTIONS**



**ONE COLOR  
OPTION**  
P1\_\_




**TWO COLOR  
OPTION**


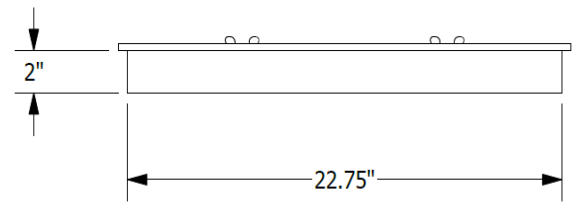




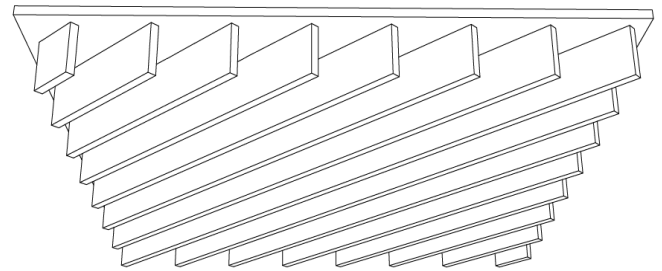
REC - RECTANGLE IN P116 OAT & P121 COCOA



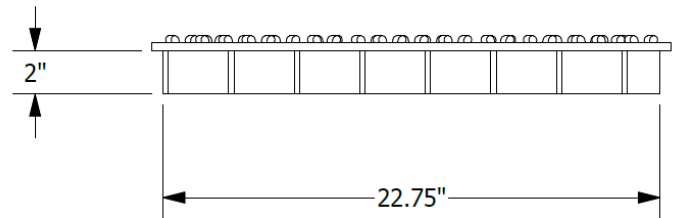
REC - RECTANGLE




DIA - DIAGONAL IN TILE COLOR 1 TP122 JET & BLADE COLOR 2 BP117 SKY

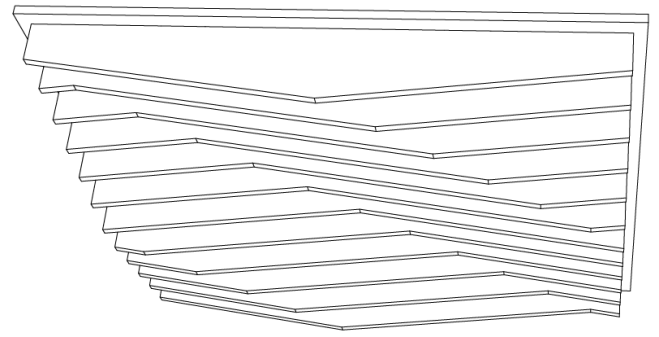


DIA - DIAGONAL

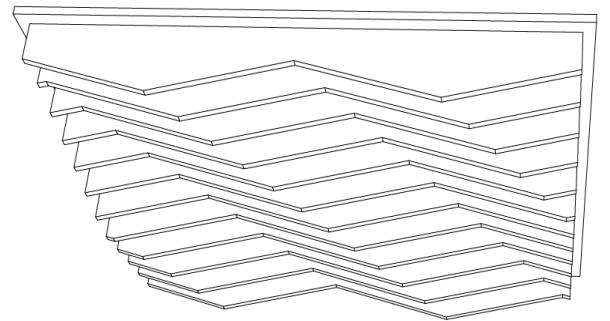
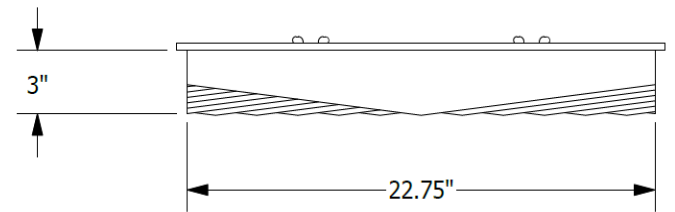





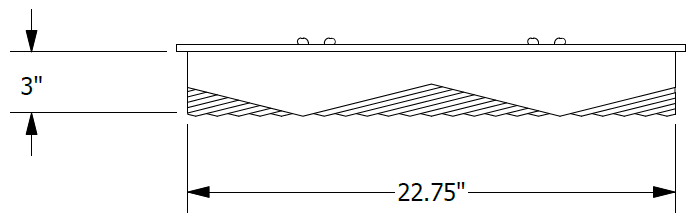
A1P - ANGLE 1 PROGRESSIVE IN P100 ASH & P103 PEAR



A1P - ANGLE 1 PROGRESSIVE




A2P - ANGLE 2 PROGRESSIVE

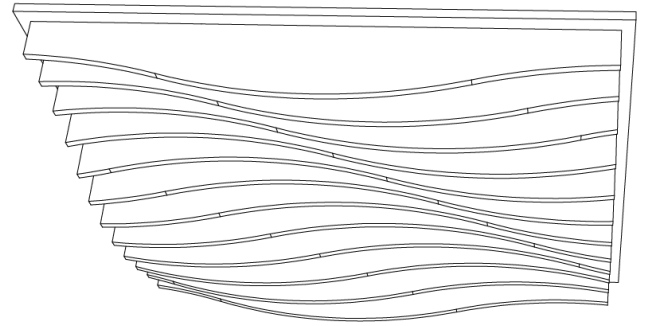


A2P - ANGLE 2 PROGRESSIVE IN P115 AQUA & P117 SKY


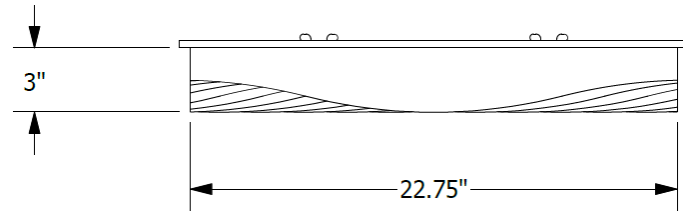




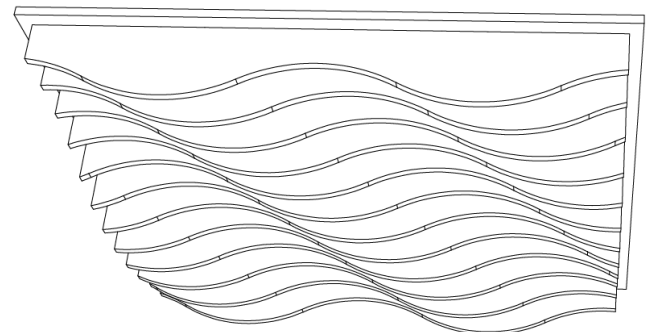
W1P - WAVE 1 PROGRESSIVE IN P118 DENIM & P120 MOSS



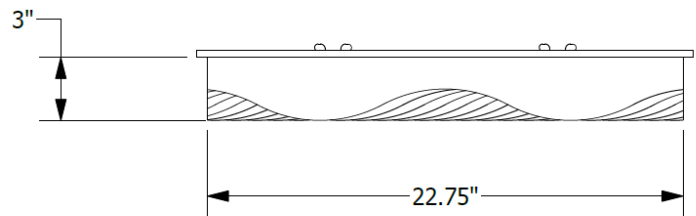
W1P - WAVE 1 PROGRESSIVE



W2P - WAVE 2 PROGRESSIVE IN P100 ASH & P118 DENIM



W2P - WAVE 2 PROGRESSIVE



# MATERIAL OPTIONS

## ECHOSCAPE™ 3/8" (9MM)



Snow  
P114



New  
Canvas  
P126



New  
Overcast  
P124



Oat  
P116



Cocoa  
P121



Sunflower  
P111



Tangerine  
P109



Ruby  
P108



Aqua  
P115



Pear  
P103



Moss  
P120



Spruce  
P123



Sky  
P117



New  
Blueprint  
P125



Denim  
P118



Cobalt  
P102



Midnight  
P119



Iced Grey  
P106



Ash  
P100



Slate  
P105



Charcoal  
P101



Jet  
P122

# TABLEUP™ HEIGHT ADJUSTABLE BASE - 2 LEGS AND WORKSURFACES

Price Effective - September 19, 2022



## ELECTRIC HEIGHT ADJUSTABLE

TableUP, our US made height adjustable table bases deliver quality, flexibility, and functionality at an affordable cost. Built to exceed industry standards and configured to meet your budget, TableUP bases are the foundation for a healthy and ergonomic workspace.



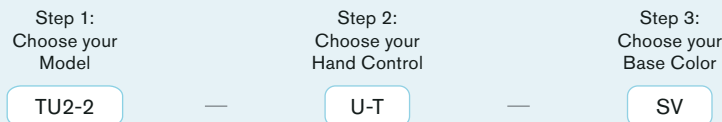
- 2-Stage height adjustment range – 27" to 46" (excluding worksurface)
- 3-Stage extended height adjustment range – 21.5" to 47.5" (excluding worksurface)
- Meets California freestanding height adjustable table requirements
- 2-Leg base supports 200lb lifting capacity
- Ergonomically designed to allow for under-mount keyboard drawer installation
- Programmable or up/down hand set available
- Powered by built-in motors in each leg for a smooth and quiet motion
- Lifting and lowering speed - 1.25" per second
- Meets BIFMA X5.5 standards, UL 962 approved
- Base finish options - Silver, Black and White

## WORKSURFACE AVAILABLE SEPARATELY

- Minimum Order Quantity of 4 Worksurfaces
- Top size: 24" – 30" depth, 36" – 84" width
- High Pressure Laminate (HPL) worksurface with coordinating or solid 3mm edgeband available
- Predrilled grommet hole with coordinating grommet available in various locations on worksurfaces

## TABLEUP™ ELECTRIC HEIGHT ADJUSTABLE BASE - 2 LEGS

How to build your SKU:



## HEIGHT ADJUSTABLE BASE - 2 LEGS

Model	Handset Control	Base Color
TU2-2 TableUP™ 2-Stage	U-T Up/Down -Touch	SV Silver
TU2-3 TableUP™ 3-Stage	P-T Programmable Control	WT White
		BK Black



## HEIGHT ADJUSTABLE BASE - 2 LEGS

Model #	Base	Stage	Hand Set	Weight	List Price
TU2-2U-T	2 Legs	2-Stage	Up/Down Hand Set	45 lbs.	<b>\$1,111</b>
TU2-2P-T	2 Legs	2-Stage	Programmable Hand Set	45 lbs.	<b>\$1,281</b>
TU2-3U-T	2 Legs	3-Stage	Up/Down Hand Set	50 lbs.	<b>\$1,294</b>
TU2-3P-T	2 Legs	3-Stage	Programmable Hand Set	50 lbs.	<b>\$1,464</b>



TU2-2 TABLEUP™  
2-STAGE HEIGHT ADJUSTABLE BASE

2-Stage height adjustment range - 27" to 46" and 200lb lifting capacity  
 3-Stage extended height adjustment range - 21.5" to 47.5" and 250lb lifting capacity  
 Meets CA freestanding height adjustment table requirements  
 Pricing in USD



Up/Down Hand Set



Programmable Hand Set



TU2-3 TABLEUP™  
3-STAGE EXTENDED HEIGHT  
ADJUSTABLE BASE

## WORKSURFACES

MergeWorks' worksurfaces are made from High Pressure Laminate (HPL) with a coordinating or solid color 3mm edge band. Extremely functional, versatile and durable HPL worksurfaces are scratch, water and impact resistant.

### How to build your SKU:

Step 1:  
Choose your  
Worksurface

WS-7224

Step 2:  
Choose your  
Laminate Color

L110

Step 3:  
Choose your  
Edgeband

EM

Step 4:  
Choose your  
Grommet Location

C

Step 5:  
Choose your  
Grommet Color

GB

\*Step 6:  
Choose your options  
Anti-Sag Bar

HL

\*(Recommended for worksurfaces 60" or wider)

## TABLEUP™ WORKSURFACES

Rectangular Worksurface	Laminate Color	Edgeband	Grommet Location	Grommet Color	Recommended Anti-Sag Bar (Optional)
WS-4824 48"w x 24"d	L1__ Standard Laminate	EM Matching	N No Grommet	GS Silver	VL V-Channel for worksurfaces 60"-72"
WS-4830 48"w x 30"d	L3__ Premium Laminate	EP Multi-plywood	L Left	GB Black	HL Hat-Channel for worksurfaces 72"-84"
WS-5424 54"w x 24"d		ES Silver	C Center	GW White	
WS-5430 54"w x 30"d		EB Black	R Right		
WS-6024 60"w x 24"d		EW White	LC Left & Center		
WS-6030 60"w x 30"d			LR Left & Right		
WS-6624 66"w x 24"d			CR Center & Right		
WS-6630 66"w x 30"d			LCR Left, Center & Right		
WS-7224 72"w x 24"d					
WS-7230 72"w x 30"d					
WS-8424 84"w x 24"d					
WS-8430 84"w x 30"d					

MINIMUM ORDER QUANTITY OF 4 WORKSURFACES

## RECTANGULAR HPL WORKSURFACE

Model #	Size	L100 Laminates	L300 Laminates	Recommended Anti-Sag Bar
WS-4824	48"w x 24"d	\$440	\$565	-
WS-4830	48"w x 30"d	\$490	\$615	-
WS-5424	54"w x 24"d	\$490	\$630	-
WS-5430	54"w x 30"d	\$545	\$685	-
WS-6024	60"w x 24"d	\$495	\$635	VL - \$75
WS-6030	60"w x 30"d	\$550	\$690	VL - \$75
WS-6624	66"w x 24"d	\$575	\$740	VL - \$75
WS-6630	66"w x 30"d	\$645	\$810	VL - \$75
WS-7224	72"w x 24"d	\$580	\$745	HL - \$88
WS-7230	72"w x 30"d	\$655	\$820	HL - \$88
WS-8424	84"w x 24"d	\$760	\$975	HL - \$88
WS-8430	84"w x 30"d	\$855	\$1,070	HL - \$88

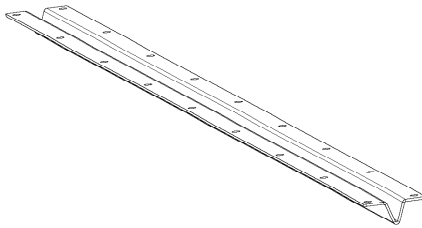


TU2-2 TABLEUP™ 2-STAGE HEIGHT ADJUSTABLE WITH WORKSURFACE



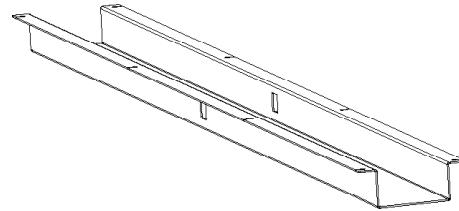
TU2-3 TABLEUP™ 3-STAGE EXTENDED HEIGHT ADJUSTABLE WITH WORKSURFACE

## ANTI-SAG BARS



VL - \$75

V-channel for 60"-66" wide worksurfaces

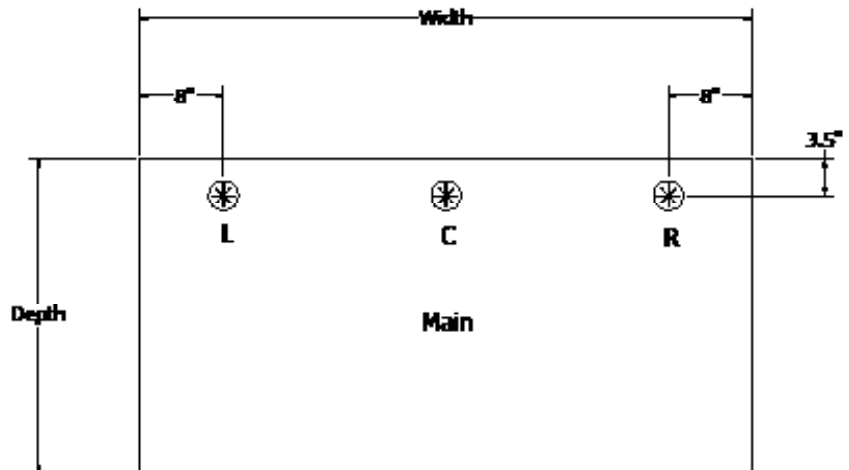


HL - \$88

Hat channel for 72"-84" wide worksurfaces

## GROMMET LOCATION

Model #	Location & Qty	Price
N	No Grommet	\$0
L	Left (1)	\$25
C	Center (1)	\$25
R	Right (1)	\$25
LC	Left & Center (2)	\$50
LR	Left & Right (2)	\$50
CR	Center & Right (2)	\$50
LCR	Left, Center & Right (3)	\$75



GROMMET LOCATIONS

MINIMUM ORDER QUANTITY OF 4 WORKSURFACES

Pricing in USD

# MATERIAL OPTIONS

## LAMINATES AND WOODGRAINS HPL 100 SERIES



Phantom Ecu  
L100



New Age Oak  
L102



Black Walnut  
L104



Bleached Legno  
L105



Smokey Brown Pear  
L106



Cafelle  
L107



Blackened Legno  
L108



Brite White  
L109



Folkstone  
L110



Huntington Maple  
L118



Asian Night  
L119



Fusion Maple  
L120




Grey Elm  
L121

## LAMINATES AND WOODGRAINS HPL 300 SERIES



Antique Cognac Pine  
L300



Recon Olive  
L301



Repurposed  
Oak Plank  
L302



Small Planked  
L303



Mocha Olive  
L304



Lost Pine  
L305



Antique Barrel  
L306




Reclaimed  
Oak Plank  
L307


## BASE FINISHES, GROMMET FINISHES, EDGE BAND FINISHES



White  
WT



Silver  
SV



Black  
BK



Multi-plywood  
(Edgeband only)

MINIMUM ORDER QUANTITY OF 4 WORKSURFACES

# TABLEUP™ HEIGHT ADJUSTABLE BASE - 3 LEGS AND WORKSURFACES

Price Effective - September 19, 2022



## ELECTRIC HEIGHT ADJUSTABLE

TableUP, our US made height adjustable table bases deliver quality, flexibility, and functionality at an affordable cost. Built to exceed industry standards and configured to meet your budget, TableUP bases are the foundation for a healthy and ergonomic workspace.



- 2-Stage height adjustment range – 27” to 46” (excluding worksurface)
- 3-Stage extended height adjustment range – 21.5” to 47.5” (excluding worksurface)
- Meets California freestanding height adjustable table requirements
- 3-Leg base configurations, 90° and 120° layouts, supports 250lbs lifting capacity
- Ergonomically designed to allow for under-mount keyboard drawer installation
- Programmable or up/down hand set available
- Powered by built-in motors in each leg for a smooth and quiet motion
- Lifting and lowering speed - 1.25” per second
- Meets BIFMA X5.5 standards, UL 962 approved
- Base finish options - Silver, Black and White

## WORKSURFACE AVAILABLE SEPARATELY

- Minimum Order Quantity of 4 Worksurfaces
- Top size: 24” – 30” depth
  - 90° configuration up to 72” width
  - 120° configuration up to 60” width (worksurfaces not available through MergeWorks in 120° configuration)
- High Pressure Laminate (HPL) worksurface with coordinating or solid 3mm edgeband
- Predrilled grommet hole with coordinating grommet available in various locations on worksurfaces

## TABLEUP™ HEIGHT ADJUSTABLE BASE - 3 LEGS - 90° AND 120° CONFIGURATION

Worksurfaces are not available through MergeWorks in 120° base configuration

How to build your SKU:



## HEIGHT ADJUSTABLE BASE - 3 LEGS

Model	Handset Control	Base Color
TU3-2 TableUP™ 2-Stage - 90°	U-T Up/Down -Touch	SV Silver
TU3-3 TableUP™ 3-Stage - 90°	P-T Programmable Control	WT White
TU3-2 TableUP™ 2-Stage - 120°		BK Black
TU3-3 TableUP™ 3-Stage - 120°		

# TABLEUP™ ELECTRIC HEIGHT ADJUSTABLE BASE - 3 LEGS

## 90° CONFIGURATIONS

Model #	Base	Stage	Hand Set	Weight	List Price
TU3-2U-T	3 Legs-90°	2-Stage	Up/Down Hand Set	70 lbs.	<b>\$1,756</b>
TU3-2P-T	3 Legs-90°	2-Stage	Programmable Hand Set	70 lbs.	<b>\$1,926</b>
TU3-3U-T	3 Legs-90°	3-Stage	Up/Down Hand Set	80 lbs.	<b>\$2,123</b>
TU3-3P-T	3 Legs-90°	3-Stage	Programmable Hand Set	80 lbs.	<b>\$2,293</b>



TU3-2 TABLEUP™ 2-STAGE HEIGHT ADJUSTABLE BASE ONLY



TU3-3 TABLEUP™ 3-STAGE HEIGHT EXTENDED ADJUSTABLE BASE ONLY



Up/Down Hand Set



Programmable Hand Set

## 120° CONFIGURATIONS

Model #	Base	Stage	Hand Set	Weight	List Price
TU3-2U-T	3 Legs-120°	2-Stage	Up/Down Hand Set	70 lbs.	<b>\$1,756</b>
TU3-2P-T	3 Legs-120°	2-Stage	Programmable Hand Set	70 lbs.	<b>\$1,926</b>
TU3-3U-T	3 Legs-120°	3-Stage	Up/Down Hand Set	80 lbs.	<b>\$2,123</b>
TU3-3P-T	3 Legs-120°	3-Stage	Programmable Hand Set	80 lbs.	<b>\$2,293</b>



TU3-2 TABLEUP™ 2-STAGE HEIGHT ADJUSTABLE BASE ONLY



TU3-3 TABLEUP™ 3-STAGE HEIGHT EXTENDED ADJUSTABLE BASE ONLY

2-Stage height adjustment range - 27" to 46" and 200lb lifting capacity  
 3-Stage extended height adjustment range - 21.5" to 47.5" and 250lb lifting capacity  
 Meets CA freestanding height adjustment table requirements  
 Pricing in USD



## WORKSURFACES

MergeWorks' worksurfaces are made from High Pressure Laminate (HPL) with a coordinating or solid color 3mm edge band. Extremely functional, versatile and durable HPL worksurfaces are scratch, water and impact resistant. Worksurfaces are available for 3-Leg 90° configuration only.

### How to build your SKU:

Step 1: Choose your Worksurface	Step 2: Choose your Return Worksurface	Step 3: Choose your Laminate Color	Step 4: Choose your Edgeband	Step 5: Choose your Grommet Location	Step 6: Choose your Return Grommet	Step 7: Choose your Grommet Color	*Step 8: Choose your options Anti-Sag Bar
WS-7224	WSR-1836	L110	EM	C	C	GB	HL

\*(Recommended for worksurfaces 60" or wider)

## TABLEUP™ WORKSURFACES

Rectangular Worksurface	Return Worksurface	Laminate Color	Edgeband	Grommet Location	Return Grommet	Grommet Color	Recommended Anti-Sag Bar (Optional)
WS-4824 48"w x 24"d	WSR-1836 18"w x 36"d	L1 Standard Laminate	EM Matching	N No Grommet	N No Grommet	GS Silver	VL V-Channel for worksurfaces 60"-66"
WS-4830 48"w x 30"d	WSR-1842 18"w x 42"d	L3 Premium Laminate	EP Multi-plywood	L Left	L Left	GB Black	HL Hat-Channel for worksurfaces 72"-84"
WS-5424 54"w x 24"d	WSR-1848 18"w x 48"d		ES Silver	C Center	C Center	GW White	
WS-5430 54"w x 30"d	WSR-2436 24"w x 36"d		EB Black	R Right	R Right		
WS-6024 60"w x 24"d	WSR-2442 24"w x 42"d		EW White	LC Left & Center			
WS-6030 60"w x 30"d	WSR-2448 24"w x 48"d			LR Left & Right			
WS-6624 66"w x 24"d	WSR-3036 30"w x 36"d			CR Center & Right			
WS-6630 66"w x 30"d	WSR-3042 30"w x 42"d			LCR Left, Center & Right			
WS-7224 72"w x 24"d	WSR-3048 30"w x 48"d						
WS-7230 72"w x 30"d							
WS-8424 84"w x 24"d							
WS-8430 84"w x 30"d							

## RECTANGULAR HPL WORKSURFACE

Model #	Size	L100 Laminates	L300 Laminates	Recommended Anti-Sag Bar
WS-4824	48"w x 24"d	\$440	\$565	-
WS-4830	48"w x 30"d	\$490	\$615	-
WS-5424	54"w x 24"d	\$490	\$630	-
WS-5430	54"w x 30"d	\$545	\$685	-
WS-6024	60"w x 24"d	\$495	\$635	VL - \$75
WS-6030	60"w x 30"d	\$550	\$690	VL - \$75
WS-6624	66"w x 24"d	\$575	\$740	VL - \$75
WS-6630	66"w x 30"d	\$645	\$810	VL - \$75
WS-7224	72"w x 24"d	\$580	\$745	HL - \$88
WS-7230	72"w x 30"d	\$655	\$820	HL - \$88
WS-8424	84"w x 24"d	\$760	\$975	HL - \$88
WS-8430	84"w x 30"d	\$855	\$1,070	HL - \$88

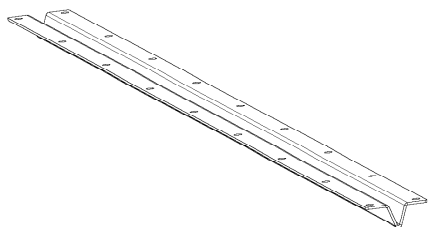


TU3-2 TABLEUP™ 90°  
2-STAGE HEIGHT EXTENDED ADJUSTABLE  
WITH WORKSURFACE

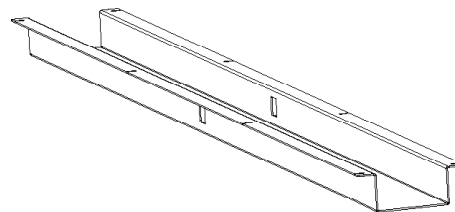


TU3-3 TABLEUP™ 90°  
3-STAGE HEIGHT EXTENDED ADJUSTABLE  
WITH WORKSURFACE

## ANTI-SAG BARS



VL - \$75  
V-channel for 60"-66" wide worksurfaces



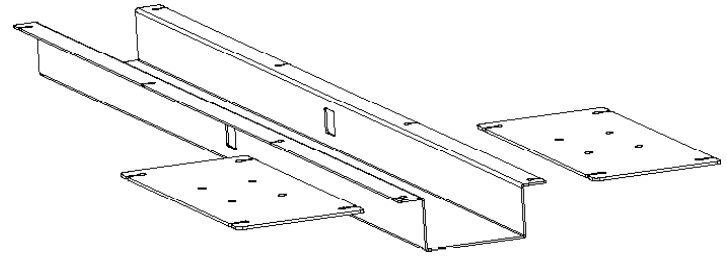
HL - \$88  
Hat channel for 72"-84" wide worksurfaces

MINIMUM ORDER QUANTITY OF 4 WORKSURFACES

# TABLEUP™ WORKSURFACES

## RETURN WORKSURFACE \*

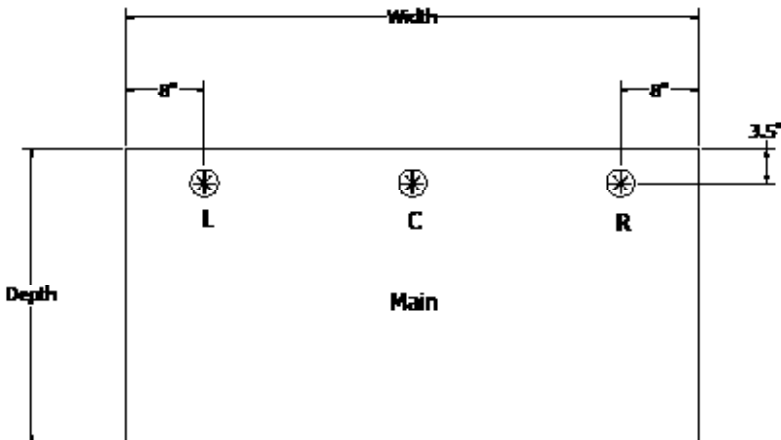
Model #	Size	L100 Laminates	L300 Laminates
WSR-1836	18"w x 36"d *	\$819	\$949
WSR-1842	18"w x 42"d *	\$819	\$949
WSR-1848	18"w x 48"d *	\$819	\$949
WSR-2436	24"w x 36"d *	\$819	\$949
WSR-2442	24"w x 42"d *	\$819	\$949
WSR-2448	24"w x 48"d *	\$819	\$949
WSR-3036	30"w x 36"d *	\$879	\$1,024
WSR-3042	30"w x 42"d *	\$879	\$1,024
WSR-3048	30"w x 48"d *	\$879	\$1,024



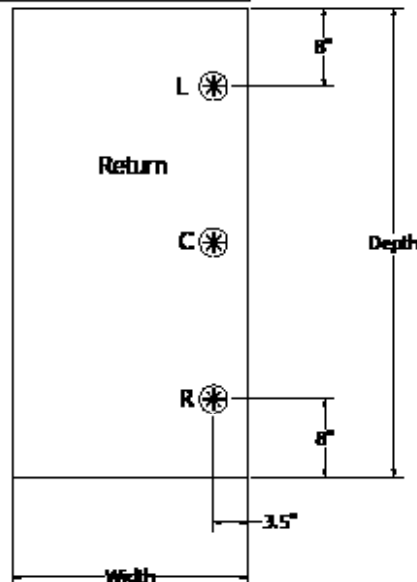
RT

\*Return work surface connector hardware (included)

## GROMMET LOCATION - MAIN WORKSURFACE



Model #	Location & Qty	Price
N	No Grommet	\$0
L	Left (1)	\$25
C	Center (1)	\$25
R	Right (1)	\$25
LC	Left & Center (2)	\$50
LR	Left & Right (2)	\$50
CR	Center & Right (2)	\$50
LCR	Left, Center & Right (3)	\$75



## GROMMET LOCATION - RETURN WORKSURFACE

Model #	Location & Qty	Price
N	No Grommet	\$0
L	Left (1)	\$25
C	Center (1)	\$25
R	Right (1)	\$25

MINIMUM ORDER QUANTITY OF 4 WORKSURFACES

Pricing in USD

# MATERIAL OPTIONS

## LAMINATES AND WOODGRAINS HPL 100 SERIES



Phantom Ecu  
L100



New Age Oak  
L102



Black Walnut  
L104



Bleached Legno  
L105



Smokey Brown Pear  
L106



Cafelle  
L107



Blackened Legno  
L108



Brite White  
L109



Folkstone  
L110



Huntington Maple  
L118



Asian Night  
L119



Fusion Maple  
L120



Grey Elm  
L121

## LAMINATES AND WOODGRAINS HPL 300 SERIES



Antique Cognac Pine  
L300



Recon Olive  
L301



Repurposed  
Oak Plank  
L302



Small Planked  
L303



Mocha Olive  
L304



Lost Pine  
L305



Antique Barrel  
L306



Reclaimed  
Oak Plank  
L307


## BASE FINISHES, GROMMET FINISHES, EDGE BAND FINISHES




White  
WT



Silver  
SV



Black  
BK



Multi-plywood  
(Edgeband only)

MINIMUM ORDER QUANTITY OF 4 WORKSURFACES

# FLIP-N-NEST™ TRAINING TABLES

Price Effective - September 19, 2022

## CREATING SPACE IN YOUR WORKSPACE

Flip-N-Nest training tables provide a flexible option for your multipurpose meeting space. The height adjustable base and locking casters allow you to efficiently and easily reconfigure your space. The one-handed lever mechanism flips top back for easy transport and nesting for compact storage. Built for heavy usage and constant movement, our cost effective, and functional Flip-N-Nest tables accommodate your various needs and space.

These durable, all-purpose, collaborative tables are designed for use in a wide variety of applications such as training rooms, conference rooms, mailrooms, classrooms and lecture halls and computer labs.



### TABLE BASE

- Base adjusts from 28.5" to 45" high
- Top flips back with a one-handed lever mechanism
- Black power-coated steel frame includes stabilizing bar and 2" casters – 4 casters total with 2 locking casters
- Supports up to 300 lbs.
- Optional modesty panel available to 60" and 72" Wide Tables
- Table connectors available for secure placement for multiple tables
- 5-Day Quick Ship on Flip-N-Nest base only, 3-week lead time on worksurface

### TABLETOP

- High Pressure Laminate
- 3mm Edgebanding
- Top Thickness 1.25"
- Optional grommets available
- Minimum Order Quantity of 4 Worksurfaces



How to build your SKU:

Step 1:  
Choose your  
Model

FNB

Step 2:  
Choose your  
Table Width

SV

### FLIP-N-NEST™ BASE

Model	Table Width
FNB Flip-N-Nest™ Table	60" 72"

## FLIP-N-NEST™

Model #	Width	Base List Price
FNB-60	60"	<b>\$730</b>
FNB-72	72"	<b>\$805</b>

NOTE:  
All pricing in USD

## ACCESSORIES



**FNB-TC**  
**\$80**

Table Connectors - Set of 2 for all sizes



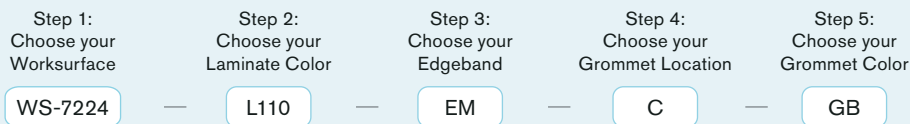
## MODESTY PANELS (OPTIONAL)

SKU	Width	List Price
FNB-MOD-60	60"	<b>+\$280</b>
FNB-MOD-72	72"	<b>+\$365</b>

## WORKSURFACES

MergeWorks' worksurfaces are made from High Pressure Laminate (HPL) with a coordinating or solid color 3mm edge band. Extremely functional, versatile and durable HPL worksurfaces are scratch, water and impact resistant.

How to build your SKU:



## FLIP-N-NEST™ WORKSURFACE

Rectangular Worksurface	Laminate Color	Edgeband	Grommet Location	Grommet Color
WS-6024 60"w x 24"d	L1 Standard Laminate	EM Matching	N No Grommet	GS Silver
WS-7224 72"w x 24"d	L3 Premium Laminate	EP Multi-plywood	L Left	GB Black
		ES Silver	C Center	GW White
		EB Black	R Right	
		EW White	LC Left & Center	
			LR Left & Right	
			CR Center & Right	
			LCR Left, Center & Right	

**MINIMUM ORDER QUANTITY OF 4 WORKSURFACES**



RECTANGULAR HPL WORKSURFACE

Model #	Size	L100 Laminates List Price	L300 Laminates List Price
WS-6024	60"w x 24"d	\$495	\$635
WS-7224	72"w x 24"d	\$580	\$745

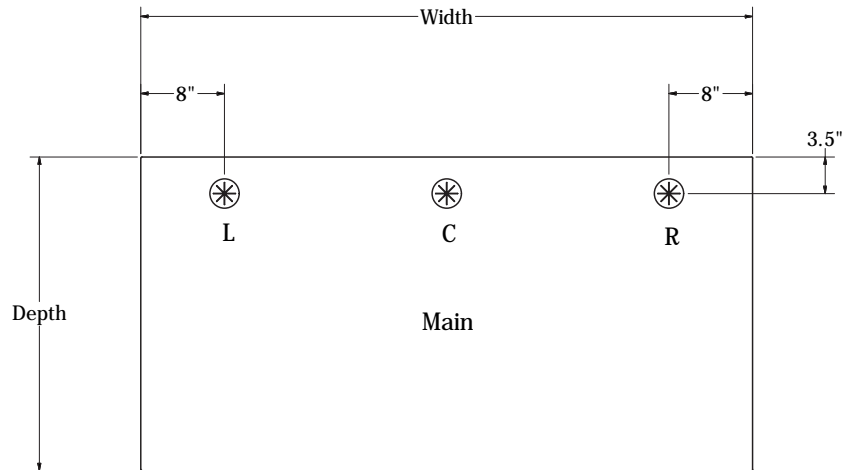


EDGEBAND OPTIONS

Model #	Color	List Price
EM	Matching	+\$0
EP	Multi-plywood	+\$0
ES	Silver	+\$0
EB	Black	+\$0
EW	White	+\$0

GROMMET LOCATION

Model #	Location & Qty	List Price
N	No Grommet	\$0
L	Left (1)	\$25
C	Center (1)	\$25
R	Right (1)	\$25
LC	Left & Center (2)	\$50
LR	Left & Right (2)	\$50
CR	Center & Right (2)	\$50
LCR	Left, Center & Right (3)	\$75



GROMMET LOCATIONS

Note:  
Pricing in USD

MINIMUM ORDER QUANTITY OF 4 WORKSURFACES

# MATERIAL OPTIONS

## LAMINATES AND WOODGRAINS SERIES 100 (L1\_)



Phantom Ecu  
L100



New Age Oak  
L102



Black Walnut  
L104



Bleached Legno  
L105



Smokey Brown Pear  
L106



Cafelle  
L107



Blackened Legno  
L108



Brite White  
L109



Folkstone  
L110



Huntington Maple  
L118



Asian Night  
L119



Fusion Maple  
L120




Grey Elm  
L121

## LAMINATES AND WOODGRAINS SERIES 300 (L3\_)



Antique Cognac Pine  
L300



Recon Olive  
L301



Repurposed  
Oak Plank  
L302



Small Planked  
L303



Mocha Olive  
L304



Lost Pine  
L305



Antique Barrel  
L306




Reclaimed  
Oak Plank  
L307


## GROMMET FINISHES, EDGE BAND FINISHES




White  
WT



Silver  
SV



Black  
BK



Multi-plywood  
(Edgeband only)

MINIMUM ORDER QUANTITY OF 4 WORKSURFACES

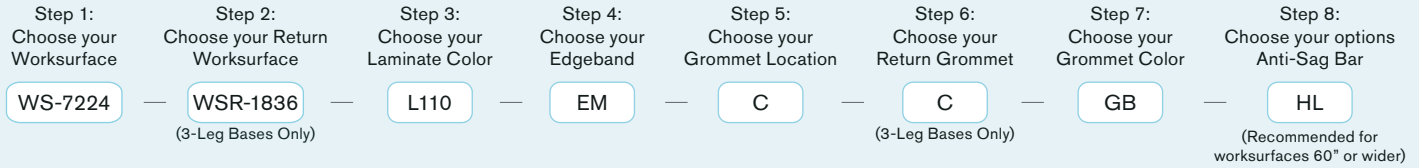
# WORKSURFACES

Price Effective - September 19, 2022

## Minimum Order Quantity (4)

MergeWorks' worksurfaces are made from High Pressure Laminate (HPL) with a coordinating or solid color 3mm edge band. Extremely functional, versatile and durable HPL worksurfaces are scratch, water and impact resistant.

### How to build your SKU:



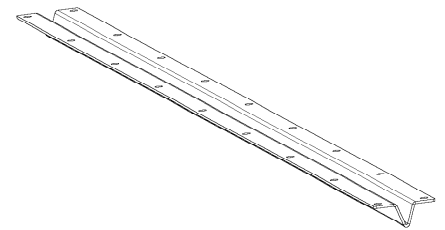
## TABLEUP™ WORKSURFACE

Rectangular Worksurface	Return Worksurface	Laminate Color	Edgeband	Grommet Location	Return Grommet	Grommet Color	Recommended Anti-Sag Bar (Optional)
WS-4824 48"w x 24"d	WSR-1836 18"w x 36"d	L1__ Standard Laminate	EM Matching	N No Grommet	N No Grommet	GS Silver	VL V-Channel for worksurfaces 60"-66"
WS-4830 48"w x 30"d	WSR-1842 18"w x 42"d	L3__ Premium Laminate	EP Multi-plywood	L Left	L Left	GB Black	HL Hat-Channel for worksurfaces 72"-84"
WS-5424 54"w x 24"d	WSR-1848 18"w x 48"d		ES Silver	C Center	C Center	GW White	
WS-5430 54"w x 30"d	WSR-2436 24"w x 36"d		EB Black	R Right	R Right		
WS-6024 60"w x 24"d	WSR-2442 24"w x 42"d		EW White	LC Left & Center			
WS-6030 60"w x 30"d	WSR-2448 24"w x 48"d			LR Left & Right			
WS-6624 66"w x 24"d	WSR-3036 30"w x 36"d			CR Center & Right			
WS-6630 66"w x 30"d	WSR-3042 30"w x 42"d			LCR Left, Center & Right			
WS-7224 72"w x 24"d	WSR-3048 30"w x 48"d						
WS-7230 72"w x 30"d							
WS-8424 84"w x 24"d							
WS-8430 84"w x 30"d							

## RECTANGULAR HPL WORKSURFACE

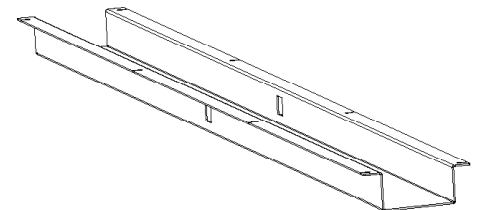
Model #	Size	L100 Laminates	L300 Laminates	Recommended Anti-Sag Bar
WS-4824	48"w x 24"d	\$440	\$565	-
WS-4830	48"w x 30"d	\$490	\$615	-
WS-5424	54"w x 24"d	\$490	\$630	-
WS-5430	54"w x 30"d	\$545	\$685	-
WS-6024	60"w x 24"d	\$495	\$635	VL - \$75
WS-6030	60"w x 30"d	\$550	\$690	VL - \$75
WS-6624	66"w x 24"d	\$575	\$740	VL - \$75
WS-6630	66"w x 30"d	\$645	\$810	VL - \$75
WS-7224	72"w x 24"d	\$580	\$745	HL - \$88
WS-7230	72"w x 30"d	\$655	\$820	HL - \$88
WS-8424	84"w x 24"d	\$760	\$975	HL - \$88
WS-8430	84"w x 30"d	\$855	\$1,070	HL - \$88

## ANTI-SAG BARS



VL - \$75

V-channel for 60"-66" wide worksurfaces



HL - \$88

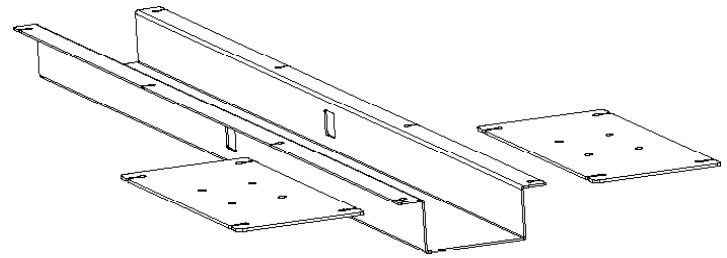
Hat channel for 72"-84" wide worksurfaces

Note:  
Pricing in USD

MINIMUM ORDER QUANTITY OF 4 WORKSURFACES

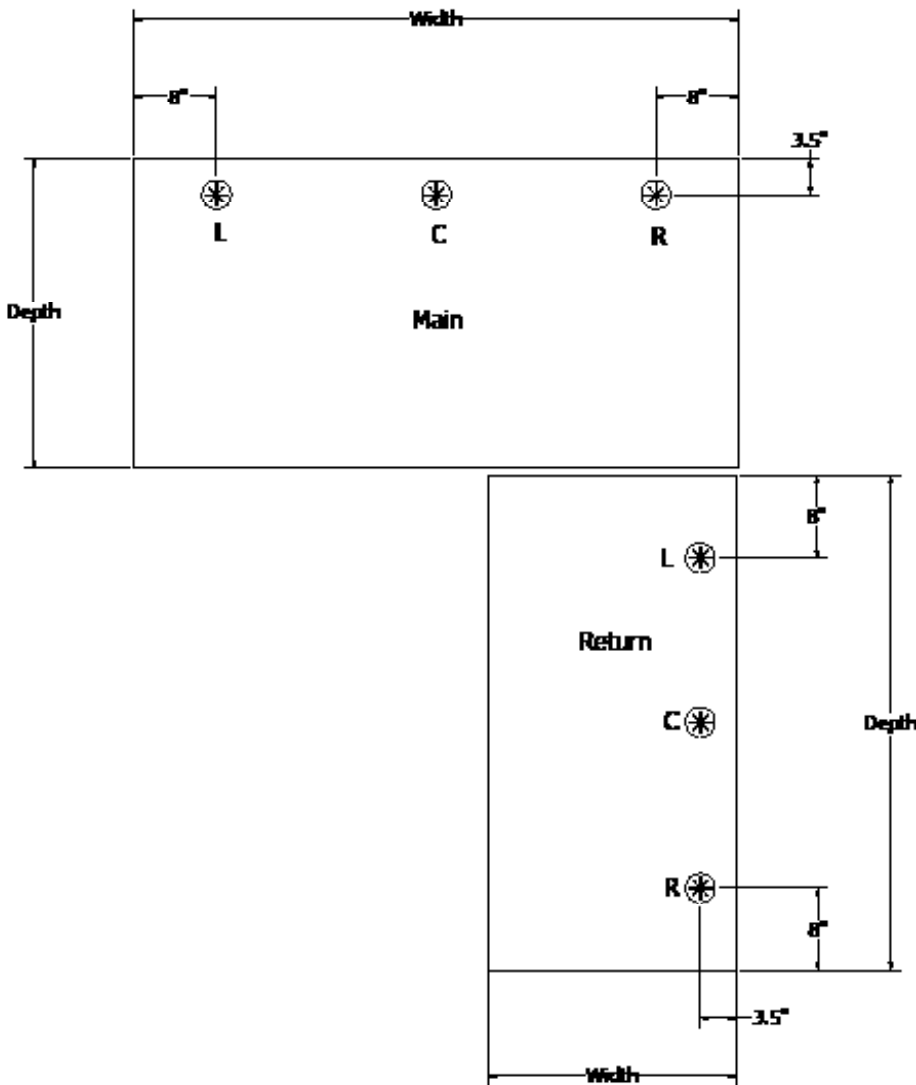
## RETURN WORKSURFACE\*

Model #	Size	L100 Laminates	L300 Laminates
WSR-1836	18"w x 36"d *	\$667	\$797
WSR-1842	18"w x 42"d *	\$667	\$797
WSR-1848	18"w x 48"d *	\$667	\$797
WSR-2436	24"w x 36"d *	\$667	\$797
WSR-2442	24"w x 42"d *	\$667	\$797
WSR-2448	24"w x 48"d *	\$667	\$797
WSR-3036	30"w x 36"d *	\$727	\$872
WSR-3042	30"w x 42"d *	\$727	\$872
WSR-3048	30"w x 48"d *	\$727	\$872



RT

\*Return worksurface connector hardware (included)



### GROMMET LOCATION - MAIN WORKSURFACE

Model #	Location & Qty	Price
N	No Grommet	\$0
L	Left (1)	\$25
C	Center (1)	\$25
R	Right (1)	\$25
LC	Left & Center (2)	\$50
LR	Left & Right (2)	\$50
CR	Center & Right (2)	\$50
LCR	Left, Center & Right (3)	\$75

### GROMMET LOCATION - RETURN WORKSURFACE

Model #	Location & Qty	Price
N	No Grommet	\$0
L	Left (1)	\$25
C	Center (1)	\$25
R	Right (1)	\$25

Note:  
Pricing in USD

MINIMUM ORDER QUANTITY OF 4 WORKSURFACES

## LAMINATES AND WOODGRAINS HPL SERIES 100 (L1\_)



Phantom Ecu  
L100



New Age Oak  
L102



Black Walnut  
L104



Bleached Legno  
L105



Smokey Brown Pear  
L106



Cafelle  
L107



Blackened Legno  
L108



Brite White  
L109



Folkstone  
L110



Huntington Maple  
L118



Asian Night  
L119



Fusion Maple  
L120




Grey Elm  
L121

## LAMINATES AND WOODGRAINS HPL SERIES 300 (L3\_)



Antique Cognac Pine  
L300



Recon Olive  
L301



Repurposed  
Oak Plank  
L302



Small Planked  
L303



Mocha Olive  
L304



Lost Pine  
L305



Antique Barrel  
L306




Reclaimed  
Oak Plank  
L307


## BASE FINISHES, GROMMET FINISHES, EDGE BAND FINISHES




White  
WT



Silver  
SV



Black  
BK




Multi-plywood  
(Edgeband only)



# ACCESSORIES


## ENCLAVE AND STACKER PANEL CONNECTORS

Price Effective - September 19, 2022



**STK-CON-180-SV**  
Straight Acrylic Panel  
Connectors

Straight Acrylic and EchoScape Panel Connectors	SKU	Price
<ul style="list-style-type: none"> <li>▪ Straight Connector</li> <li>▪ Use with Enclave and Stackers Clear &amp; Frosted Acrylic, and EchoScape Panels</li> <li>▪ Fits 1/8" and 1/4" acrylic; 3/8" (9mm) EchoScape</li> <li>▪ Zinc die cast with silver powder coat</li> <li>▪ Plastic inserts to protect acrylic</li> <li>▪ Inset screws hold connector to acrylic</li> <li>▪ Dimensions: 2.3"W x 0.7"D x 1.1"H</li> </ul>	STK-CON-180-SV	<b>\$22</b>



**STK-CON-90-SV**  
90° Acrylic Panel  
Connectors

90° Acrylic and EchoScape Panel Connectors	SKU	Price
<ul style="list-style-type: none"> <li>▪ 90° Connector</li> <li>▪ Use with Enclave and Stackers Clear &amp; Frosted Acrylic, and EchoScape Panels</li> <li>▪ Fits 1/8" and 1/4" acrylic; 3/8" (9mm) EchoScape</li> <li>▪ Zinc die cast with silver powder coat</li> <li>▪ Plastic inserts to protect acrylic</li> <li>▪ Inset screws hold connector to acrylic</li> <li>▪ Dimensions: 2.1"W x 2.1"D x 1.1"H</li> </ul>	STK-CON-90-SV	<b>\$22</b>



**STK-CON-3WAY-SV**  
3-Way Acrylic Panel  
Connectors

3-Way Acrylic and EchoScape Panel Connectors	SKU	Price
<ul style="list-style-type: none"> <li>▪ 3-Way Connector</li> <li>▪ Use with Enclave and Stackers Clear &amp; Frosted Acrylic, and EchoScape Panels</li> <li>▪ Fits 1/8" and 1/4" acrylic; 3/8" (9mm) EchoScape</li> <li>▪ Zinc die cast with silver powder coat</li> <li>▪ Plastic inserts to protect acrylic</li> <li>▪ Inset screws hold connector to acrylic</li> <li>▪ Dimensions: 3.5"W x 2.1"D x 1.1"H</li> </ul>	STK-CON-3WAY-SV	<b>\$27</b>



**STK-CON-4WAY-SV**  
4-Way Acrylic Panel  
Connectors

4-Way Acrylic and EchoScape Panel Connectors	SKU	Price
<ul style="list-style-type: none"> <li>▪ 4-Way Connector</li> <li>▪ Use with Enclave and Stackers Clear &amp; Frosted Acrylic, and EchoScape Panels</li> <li>▪ Fits 1/8" and 1/4" acrylic; 3/8" (9mm) EchoScape</li> <li>▪ Zinc die cast with silver powder coat</li> <li>▪ Plastic inserts to protect acrylic</li> <li>▪ Inset screws hold connector to acrylic</li> <li>▪ Dimensions: 2.1"W x 3.5"D x 1.1"H</li> </ul>	STK-CON-4WAY-SV	<b>\$27</b>



**STK-CON-180-CL**  
Clear Acrylic Straight  
Connectors

Clear Acrylic and EchoScape Straight Connectors	SKU	Price
<ul style="list-style-type: none"> <li>▪ Straight Connector</li> <li>▪ Use with Enclave and Stackers Clear &amp; Frosted Acrylic, and EchoScape Panels</li> <li>▪ Fits 1/8" and 1/4" acrylic; 3/8" (9mm) EchoScape</li> <li>▪ Made from clear acrylic</li> <li>▪ 3" in length</li> <li>▪ Attaches on top of panels to connect 2 panels together</li> <li>▪ Qty 10 per pack</li> <li>▪ Dimensions: 3"W x 0.4"D x 0.75"H</li> </ul>	STK-CON-180-CL	<b>\$44</b> <b>(Qty 10)</b>

## ACCESSORIES - POWER, DATA AND CABLE MANAGEMENT



**P311W-C**  
PowerUP™ Clamp-On  
Power Dock

PowerUP™ Clamp-On Power Dock	SKU	Price
<ul style="list-style-type: none"> <li>▪ 3-AC Outlets, NEMA5-15R</li> <li>▪ 1-USB-A: 5V/2.4A</li> <li>▪ 1-USB-C: 5V/9V/12V/15V/20V (PD3.0)</li> <li>▪ 1-Surge LED indicator</li> <li>▪ 15A, 125V</li> <li>▪ Surge Protections, 510 Joules</li> <li>▪ 9-FT Power Cord</li> <li>▪ DC Output 30W max</li> <li>▪ Top bracket to hold phone or tablet</li> <li>▪ Clamp mount fits table or desk</li> <li>▪ Clamp dimensions 4"W x 5/8"H x 5/8"L</li> </ul>	P311W-C	<b>\$239</b>



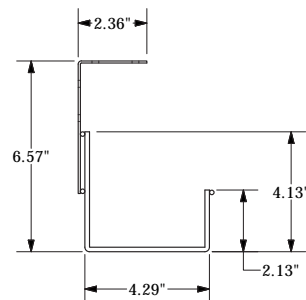
**PS-A60W-10**  
6-Outlet White Power Strip

6-Outlet White Power Strip	SKU	Price
<ul style="list-style-type: none"> <li>▪ 6 Power Outlets – 125V/16A/60HZ</li> <li>▪ UL Certified</li> <li>▪ Lighted Rocker Switch</li> <li>▪ 10-Foot Cord</li> <li>▪ Quick ship – 48 hours/Free shipping</li> </ul>	PS-A60W-10	<b>\$60</b>



**WM-A24S**  
Under Desk Wire Tray  
Cable Management

Under Desk Wire Tray Cable Management	SKU	Price
<ul style="list-style-type: none"> <li>▪ Safely organize loose wires, cables, and power strips for a clean and clutter-free work environment</li> <li>▪ Wire basket tray can be used under desks, tables, or on walls</li> <li>▪ Sturdy powder-coated steel in silver</li> <li>▪ Steel installation brackets with pre-drilled holes for easy assembly under desks or on walls</li> <li>▪ Mounting hardware included</li> <li>▪ Dimensions: 23.6" L x 4.1" W x 6.5" D</li> <li>▪ Quick ship – 48 hours / Free shipping</li> </ul>	WM-A24S- Silver	<b>\$75</b>



## ACCESSORIES - MONITOR ARMS



**AC-SMAU-S**  
VueLine™ - Single Arm  
Adjustable Monitor Mount

VueLine™ – Single Arm Adjustable Monitor Mount	SKU	Price
<ul style="list-style-type: none"> <li>▪ Clamp-on or grommet installation-hardware included</li> <li>▪ Dual USB 3.0 pass-through ports on base – includes two USB cables</li> <li>▪ Accommodates screen sizes 17" to 30"</li> <li>▪ Gas spring provides fluid height adjustment</li> <li>▪ Arm rotates, 360 degrees at any position</li> <li>▪ Monitor tilt angles 85 degrees upward and 15 degrees downward</li> <li>▪ Weight capacity 4.4 – 19.8 lbs.</li> <li>▪ VESA mounting compliant</li> <li>▪ Cable management system for organizing wires</li> <li>▪ Aircraft-grade aluminum with anti-scratch surface in a silver finish</li> </ul>	AC-SMAU-S	<b>\$194</b>



**AC-DMAU-S**  
VueLine™ - Dual Arm  
Adjustable Monitor Mount

VueLine™ – Dual Arm Adjustable Monitor Mount	SKU	Price
<ul style="list-style-type: none"> <li>▪ Clamp-on or grommet installation-hardware included</li> <li>▪ Dual USB 3.0 pass-through ports on base – includes two USB cables</li> <li>▪ Accommodates 2 monitors, screen sizes 17" to 30"</li> <li>▪ Gas spring provides fluid height adjustment</li> <li>▪ Arms rotate 360 degrees at any position</li> <li>▪ Monitor tilt angles 85 degrees upward and 15 degrees downward</li> <li>▪ Weight capacity 4.4 – 19.8 lbs. per monitor</li> <li>▪ VESA mounting compliant</li> <li>▪ Cable management system for organizing wires</li> <li>▪ Made from Aircraft-grade aluminum with anti-scratch surface in a silver finish</li> </ul>	AC-DMAU-S	<b>\$327</b>

## ACCESSORIES - DRY ERASE BOARDS



**FCC**  
Flip Chart Clip Set

Flip Chart Clip Set	SKU	Price
<ul style="list-style-type: none"> <li>Fits on all models</li> <li>Clear polycarbonate</li> <li>Dimensions: 3" x 1.5"</li> <li>Clips can be used on all dry erase models</li> </ul>	FCC	<b>\$30</b>



**S-PC**  
Pen Cup Rail Series

Pen Cup - Rail Series	SKU	Price
<ul style="list-style-type: none"> <li>Designed to fit Annex Dry Erase Boards or on any Slatwall panel</li> <li>Frosted Acrylic</li> <li>Dimensions: 4"w x 4"h x 3.5"l (2" x 3.25" opening 4" deep)</li> </ul>	S-PC	<b>\$33</b>



**S-WBTR**  
Marker Tray Rail Series

Marker Tray - Rail Series	SKU	Price
<ul style="list-style-type: none"> <li>Upright storage for 6 markers</li> <li>Tray space for eraser and more</li> <li>Designed to fit Annex Dry Erase Boards or on any Slatwall panel</li> <li>Metal construction with a durable powder coat finish</li> <li>Dimensions: 12"w x 2"h x 5"l</li> </ul>	M-WBTR	<b>\$77</b>

## ACCESSORIES - ROOM DIVIDERS



**HGEUM**  
Universal Hinge Kit  
Mobile Office Partitions

Universal Hinge Kit	SKU	Price
---------------------	-----	-------

- Our Universal Hinge Kit can be used to create a 2-way, 3-way, or 4-way connection
- Designed for stationary panels up to 78" in height
- The hinge design allows the angle between the partitions to be freely adjusted
- Metal construction with a durable anodized finish
- Kit includes 3 hinges

HGEUM

**\$66**



**HGEW**  
Wall Mount Hinge Kit

Wall Mount Hinge Kit	SKU	Price
----------------------	-----	-------

42" - 72" High Partitions

HGEW3

**\$164**

78" - 84" High Partitions

HGEW4

**\$218**

- Wall Mount Hinges attach one side of your Office Partition to a wall
- The hinge design provides 180 degrees of adjustment allowing the partition to come off the wall at any angle
- Includes mounting hardware for sheetrock walls



**HGEW**  
Wall Mount Hinge Kit  
Shown on Wall