

## **NOTICE TO AUTHORIZED USERS OF AWARD #23295 - Furniture, All Types (Except Hospital Room and Patient Handling)**

This pricelist/catalog may contain items that are not within the Scope of the Contract Award and/or not within this Contractors approved furniture Categories. All Authorized Users are strongly encouraged to review the Scope of the Award and the Contractors Category Matrix prior to selecting items for purchase under the Contract. Per Solicitation Section 4.5 (D) - Procurement Instructions for Authorized Users: When placing orders under this Award, the Authorized User should follow and be familiar with the terms and conditions governing the Contract and are responsible for determining that the product(s) they intend to purchase fit within the scope of the Award.

References to other government contracts that may be included in a Contractor's pricelist/catalog, including any additional terms or conditions, are void under the OGS Award and should be disregarded. Only OGS' Terms and Conditions, including those within a Contractor's posted Contractor Information and Supplemental Information sheet, are valid under the Contract.

Additionally, Authorized Users are reminded that where discrepancies exist between Price List documents, the lowest price shall prevail (see Section 5.3 Price).

All orders must be placed with the Contractor, or the Contractor's OGS approved Authorized Reseller listed on the OGS website under the Award. Orders placed with a reseller not approved by OGS are not considered contract orders and therefore are not subject to the same terms and conditions of the OGS Award.

Authorized Users should contact the OGS Contract Manager listed on the Award with any questions pertaining to this pricelist/catalog.

## **NYS Price List Effective 4/11/25**

# 2025 PRICE LIST

v 3 2 5 n

# MODU FORM®



## TABLE OF CONTENTS

### A. General Information

Terms & Conditions	
COM (Customer Own Materials)	
Multiple Fabric	
COM Data Sheet	
Custom Finish	
Delivery Instructions	

### B. Seclusion Beds

Seclusion Bed	B1
Secure Seclusion Bed	B1

### C. Bedroom Furniture - Molded

Moxie Molded Bedroom	C1
----------------------	----

### D. Bedroom Furniture - Wood

FIT	D1
Everest	
Roommate	
Lowell	
Transitions	
Fortress	
Zeal	

### E. Mattresses & Box Springs

Boxsprings   Foundations	E3
Mattresses	E4

### F. Chairs - Molded

5000 ModuMaxx Stacking Chair	F3
5000 ModuMaxx Armless Chair	F5
5000 ModuMaxx Armchair	F5
ModuRocker	F6

### G. Chairs - Wood

LS Sled Base	G3
LS Two Position	G3

### H. Tables - Wood

Acton Tables & Carrels	H3
1150	H5
1160	H5
Eleven	H7
Trestle	H9
Mission	H10
MB   ModuBlock Occasional	H11
HDT   Heavy Duty Tables	H13

### I. Tables - Molded & Metal

ModuMaxx Cafe Tables	I3
ModuMaxx X-Base Tables	I5
ModuMaxx 3" Steel Leg Tables	I7
ModuMaxx Cluster   4 Attached Seats	I9
ModuMaxx Cluster   6 Attached Seats	I10
ModuMaxx Cluster   8 Attached Seats	I10

### J. Lounge Seating - Molded

520 ModuForm Lounge Seating	
525 ModuForm Rockers	
528 ModuForm Lounge Seating	
Aura Chair & Table	
Adore Chair	
Haven Chair	
Vibe Bench	

### K. Lounge Seating - Wood

RS   Rounder	
810   ModuEsque	
MIS   Mission	

### L. Lounge Seating - Fully Upholstered

Bristol	L6
Bristol Flex Cover	L8
Bump	L10
Chelsea	L12
Chelsea Flex Cover	L12
Chelsea Tables	L15
Chelsea Jr.	L17
Climb	L19
Collegetown	L21
Collegetown Flex Cover	L23
Collegetown Tight Seat	L25
Connect	L27
Dalton	L32
Emma	L44
Emma Plinth & Rocker	L46
Joanna	L48
Julia	L51
Julia Low Back	L58
Kensington	L61
Newman	L63
Peabody	L65
Salem	L67
Salem Flex Cover	L69
Sunday	L71
Sunday Plinth & Rocker	L73
University	L75
Westminster	L77
William	L79
Wilmington	L81

### M. Shelving - Wood & Adjustable

Wood Library Shelving	M1
-----------------------	----

### N. Replacement Components

Components	N1
------------	----

### MODU FORM, INC. STANDARD TERMS AND CONDITIONS

By placing an order for furniture, material or other products ("Products" or "Goods") or initialing or signing these Terms and Conditions via DocuSign, any other cloud-based e-signature service, or other means, Buyer agrees to these Terms and Conditions, which shall prevail over inconsistent provisions in any other form or document of Buyer and which shall apply to all Orders placed with Modu Form, Inc. (hereinafter, "Seller").

**PRICES:** When quantity price discounts are quoted by Seller, such discounts are computed separately for each type of product to be sold and are based upon the quantity of each type and each size ordered at any one time for immediate delivery. If any order is reduced or canceled by Buyer with Seller's consent, it is agreed that prices will be adjusted upward to the higher prices, if applicable, for the uncanceled quantity. All prices in a catalog are list and FOB Origin PPD-ADD. Possession of a catalog or price list does not constitute an offer to sell. Pricing in a catalog or price list is for standard delivery.

**TAXES:** Unless otherwise specified in the quotation, the prices shown do not include any taxes, import or export duties, tariffs, or custom charges. Buyer agrees to pay Seller the amount of any federal, state, county, municipal or other taxes, duties, tariffs, or custom charges levied by any jurisdiction, foreign or domestic, which Seller may be required to pay on account of the ownership at the place of installation or during transit of the material or equipment which is the subject of this contract, or on account of the transportation, sale, or use of said material or equipment.

**PAYMENT TERMS:** Unless otherwise stated in a separate agreement or on the front of this form, payment terms are thirty (30) days, net from date of invoice, subject to approval by Seller of amount and terms of credit. Seller reserves the right to require payment in advance or C.O.D. and otherwise modify credit terms. When partial shipments are made, payments therefore shall become due in accordance with the above terms upon submission of invoices. If, at the request of Buyer, shipment is postponed for more than thirty (30) days, payment will become due thirty (30) days after the products are ready for shipment. Buyer agrees to pay interest on unpaid balances after 30 days from the date of invoice at the rate of one and a half percent (1.5%) per month. Buyer shall be responsible for all expenses and costs in connection with the enforcement by Seller of these terms and conditions and the costs of collection (including the fees of any collection agencies to whom the Buyer's account may be referred), plus reasonable attorneys' fees (which attorneys' fees shall not be less than 25% of the amount due, unless a lower amount is specified by applicable law).

**PLACING AN ORDER INTO PRODUCTION:** A signed purchase order or contract received via delivery, mail, fax, email, DocuSign or other cloud-based e-signature service, as well as a deposit, is required before an order is processed. Orders are not scheduled in production, nor are materials purchased until all required information has been provided by Buyer. Lead time begins at the time of order scheduling.

**CUSTOMER'S OWN MATERIALS:** Seller reserves the right of preliminary approval for all Customer Furnished Upholstery Materials ("Customer's Own Materials" and also known in the furniture industry as COM/COL), prior to order acceptance. Even after such preliminary approval, Seller reserves the right to reject Customer's Own Materials if, upon physical inspection of the material, it proves unacceptable for use on Seller's products. When Customer's Own Materials are accepted, Seller assumes no responsibility for appearance, behavior, performance, condition, durability, color fastness, or any other quality after it is upholstered on a Seller product. Orders with Customer's Own Materials are not scheduled into production until all materials are received and inspected. At Seller's discretion, additional yardage, labor charges, or handling surcharges may be required as a condition of COM acceptance. Customer's Own Materials delivered to Seller without proper identification can be refused, and Seller shall have no responsibility for loss or any other claims.

**CALIFORNIA TECHNICAL BULLETIN 133:** When requested by a Buyer in writing on the Purchase Order, Seller will manufacture certain goods to meet or exceed the flammability requirements of California Technical Bulletin 133. CAL TB133 requires actual tests of the complete unit (fabric, frame and filaments) and not just the components. The cost of a burn test is a minimum of \$500 (net), and possibly more, plus the costs of the product, the barrier, the fabric, transportation costs to the lab and any disposal expenses. Please allow a minimum of six (6) weeks for the production of the product and the completion of the test. Once the

product successfully passes the burn test a certificate will be supplied. Seller cannot guarantee that the goods manufactured with Customer's Own Material will meet or exceed CAL TB133. When sending in Customer's Own Materials to have CAL TB133 added, Seller will need an additional yardage amount equal to either 5% of the total yardage, or 1 yard, whichever is the greatest. CAL TB133 cannot be added to leather. Seller offers upholstered seating, wood sided seating and chairs with an optional fire barrier, that, in many instances, has proven to aid in a successful burn test when certification is not required. An upcharge listed on each individual product page under the heading "CAL 133" is outlined. While Seller recommends the barrier, we do not guarantee it will satisfy the CAL TB133 requirements without an actual burn analysis and accompanying certificate.

**MODIFICATION OF SPECIFICATIONS:** Unless otherwise provided, Seller reserves the right to modify the dimensions, style or specifications of products ordered by the Buyer providing that the modification(s) will not materially affect the performance. Seller reserves the right to substitute hardwoods due to availability at production. Due to the natural characteristics of wood, environmental effects and material upgrades, Seller cannot guarantee exact finish matches existing goods previously ordered from Seller.

**MATERIALS:** All furniture containing plastic, plastic laminates, wood, textiles or metal is sold subject to minor variations or irregularities of color, surface, grain and texture indigenous to their nature and over which we have no control.

**ORDER CHANGES:** All changes to an order must be made in writing and are subject to Seller's written approval, which may be granted or denied in Seller's discretion. If an Order Change is approved, administrative and/or labor charges may be incurred by the Buyer depending upon the production stage of the order. Once final production has begun, no changes can be accepted.

**CANCELLATION:** Requests for cancellation of an Order must be made in writing and may be granted or denied by Seller in Seller's discretion. If Seller allows the cancellation of an Order, the Buyer will incur costs and fees including a cancellation or restocking charge of a minimum of one third of the net sale plus additional costs and fees, depending upon what materials have been purchased and / or put into production. Orders specifying special finish cannot be canceled once finishing has begun. Cancellations cannot be accepted once final production has begun.

**CANCELLATION BY THE U.S. GOVERNMENT:** In the event of the complete or partial termination or cancellation of this order for the convenience of the U.S. Government, settlement shall be made by negotiations in accordance with the Termination Clause for Subcontractors set forth in Armed Services Procurement Regulation 8-706. In the event Buyer attempts to terminate or cancel this order, entirely or partially, where it is not for the convenience of the U.S. Government, it shall constitute a breach of contract unless consent to said termination is obtained by Buyer from Seller in writing. In any event, the prices of all items delivered and all items which have been finished, but not yet delivered, will be adjusted upward to the applicable price for the lesser quantities thereby purchased. Seller may terminate or cancel this order in whole or in part at any time prior to the completion of performance by written notice to the Buyer without incurring any liability to the Buyer for breach of contract or otherwise.

**STORAGE FEES:** If Goods are ready for shipment and the Buyer cannot receive, the Goods may, at Seller's discretion, be shipped to storage facilities, put in storage at the Buyer's expense or, stored at Seller's facility, if available. The Seller reserves the right to deny storage of the Goods at Seller's facility for any reason, including due to lack of available space. Storage fees at Seller's facility, if available, are 2% of purchase price per month. These storage fees can, at Seller's option, be added to the order total amount due or invoiced separately and issued monthly. If invoiced separately, it is required to be paid before shipment. All risk of damage, destruction, theft or loss while in storage, whether or not at Seller's facility, shall be the responsibility of Buyer.

**PACKING:** Unless otherwise specified, prices quoted herein include normal packaging. If special packaging is required by Buyer, an additional charge will be made.

**SHIPMENT:** Shipping dates are approximate. All requests for shipment or delivery by a certain date must be made in writing at the time of the Order, in which case Seller will make reasonable efforts to meet Buyer's request. All shipments will be made FOB Origin PPD- ADD. Seller will select carrier. Title to the material shall pass to the Buyer upon delivery thereof by Seller to the carrier or delivery service. Thereupon the Buyer shall be responsible therefor. Products held for Buyer, or stored for Buyer, shall be at the risk and expense of Buyer.

**DELIVERY:** Unloading at the destination is the responsibility of the Buyer. For all deliveries, it is understood that Seller or its agents are making a dock delivery only, and any further work of truck unloading, removal of packaging, inside delivery, limited access delivery, residential delivery, lift gate, multiple drops on-site per shipment, multiple shipments per order (that could be accommodated by one delivery), uncrating or installation is not authorized or paid for by Seller. For all deliveries, any circumstances for which Buyer is responsible that result in the delay of our carrier (including unsuitable receiving facilities, or facilities not open or available), will result in service charges applied at a rate of a minimum of \$75.00 per hour. Where re-delivery is necessary because of circumstances for which Buyer is responsible, the full cost of re-delivery will be charged. Any charges arising from failure to meet shipment, re-routing while in transit or carrier storage charges are the responsibility of the Buyer.

**INSPECTION BY BUYER UPON DELIVERY:** If a shipment is received that has visible damage, product shortages or if delivery has been delayed by the freight company the following steps must be taken: Before signing for delivery of goods, the Buyer will make notations of all visible damage and/or shortages on the Bill of Lading. If visual damage is not apparent, the Buyer will sign the delivery receipt "no visual damage." Written notice of a claim for shipping damage or shortages must be provided by Buyer to Seller and its designated carrier within five (5) days of delivery. Failure to provide such written notice to Seller and its designated carrier within five (5) days of delivery shall constitute acceptance of the goods and a waiver of any shipping damage, shortages, defects, or errors discovered upon inspection. If Buyer sends a written notice of a claim for shipping damage to Seller, Buyer must retain all shipping cartons and packaging material for inspection by Seller, the shipper and / or their agents.

**INSOLVENCY:** Seller may cancel any order in the event of the happening of any of the following or any other comparable event: insolvency of the Buyer, the filing of a voluntary petition in bankruptcy, the filing of any involuntary petition to have Buyer declared bankrupt provided it is not vacated within thirty (30) days from the date of filing, the appointment of a receiver or trustee for Buyer provided such appointment is not vacated within thirty (30) days from the date of such appointment, or the execution by Buyer of an assignment for the benefit of creditors.

**INDEMNITY AGAINST CLAIMS:** Buyer shall indemnify and hold Seller harmless of and from any and all liability, claims and demands whatever made upon it for personal injury, death or property damage as a result of the negligence or other wrongdoing of any employee of Buyer or of any agent or independent contractor engaged by Buyer. Furthermore, Buyer shall indemnify and hold Seller harmless from any injury or death or any of Buyer's employees or any agent or independent contractor engaged by Buyer resulting from the installation, operation or use of goods supplied hereunder.

**ASSIGNMENT:** Buyer shall not assign or transfer this contract or any interest in it, or monies payable under it, without the written consent of Seller; and any assignment made without such consent shall be null and void.

**ENTIRE CONTRACT:** The provision herein constitute all the terms and conditions agreed upon by the parties and shall replace and supersede any provisions on the face and reverse side of the Purchase Order or any attachment there to, or any prior general agreement inconsistent with the provisions hereof except that orders by a Distributor or Representative with whom Seller has a written agreement executed by both parties shall be subject to the provisions of such agreement. No amendment to or modification or alteration of terms and conditions set forth herein shall be effective against Seller without Seller's specific written agreement thereto. The provisions hereof shall not be modified by any usage or trade, or any course of prior dealings or acquiescence in any course of performance.

**FORCE MAJ EURE:** Seller shall not be responsible or liable for any delay or failure to deliver any or all of the goods if such delay or failure is caused by any act of God, fire, flood, explosion, war, insurrection, riot, embargo, action, statute, ordinance, regulation or order of any government or agent thereof; shortage of labor, material, fuel, supplies or transportation; strike or other labor dispute, or any other cause, contingency, occurrence or circumstance of any nature, whether or not similar to those herein before specified, beyond Seller's control, which prevents, hinders, or interferes with manufacture, assembly or delivery of the goods. Any such cause, event, contingency, occurrence or circumstance shall not constitute grounds for cancellation by Buyer. In such cause, event, contingency, occurrence or circumstance, delivery dates shall be deemed extended for a reasonable period of no less than the period of such delay.

**SECURITY FOR PAYMENT:** To secure the payment of any unpaid balances of the purchase price due herein, Buyer does hereby transfer, set over, grant and convey to Seller a security interest in the goods and each of the parts thereof delivered hereunder together with all replacement parts, additions, repairs and accessories incorporated and/or affixed thereto hereafter, to have and to hold the said security interest(s) in said goods and each of the parts thereof forever; provided, however, if Buyer shall make or cause to be made according to the terms hereof payment in full of the purchase price due hereunder for the goods delivered and shall keep and perform the covenants and agreements herein contained that this security interest(s) shall automatically be terminated; otherwise it shall remain in full force and effect. Buyer hereby appoints Seller or its assignee as its attorney-in-fact solely for the purposes of executing, delivering and filling of any and all instruments that Seller or its assignee may reasonably deem necessary to perfect and to continue to perfect the security interest(s) and Buyer agrees to cooperate in whatever manner reasonably deemed necessary by Seller or its assignee to such effect and to protect the goods and each of the parts thereof delivered hereunder which are subject to the security interest(s). If the Seller repossesses the goods prior to payment by the Buyer of all amounts due hereunder, the Seller may sell the goods, as is, where is, free and clear of all rights of the Buyer at either public or private sale and apply the proceeds (after deducting expenses of repossession and sale) to the obligation of Buyer hereunder. The Buyer shall remain liable for any deficiency. The Seller may dispose of the goods in any commercially reasonable place and manner and the Buyer waives any notice of time, place and manner of sale.

**LIMITED WARRANTY:** SELLER PROVIDES THE FOLLOWING LIMITED WARRANTY TO THE ORIGINAL BUYER OF ITS PRODUCTS: THE PRODUCTS ARE WARRANTED TO BE FREE FROM DEFECTS IN MATERIAL AND WORKMANSHIP FOR A PERIOD OF FIVE (5) YEARS FROM THE DATE OF SHIPMENT, SUBJECT TO THE DISCLAIMERS AND LIMITATIONS STATED HEREIN. THIS LIMITED WARRANTY EXTENDS ONLY TO THE ORIGINAL BUYER OF THE PRODUCT. THIS LIMITED WARRANTY DOES NOT COVER DEFECTS RESULTING FROM ABUSE, MISUSE, NEGLIGENCE, ACCIDENTAL DAMAGE OR ANY USE NOT IN CONFORMITY WITH THE PRINTED DIRECTIONS OR COMMONLY INTENDED APPLICATION OF THE PRODUCT. THIS LIMITED WARRANTY ALSO DOES NOT COVER DEFECTS WHICH ARE IN ANY WAY ATTRIBUTABLE TO IMPROPER INSTALLATION OR TO ALTERATIONS OR REPAIRS MADE OR PERFORMED BY ANY PERSON OR ENTITY NOT UNDER THE CONTROL OF SELLER. FURTHER, THIS LIMITED WARRANTY SHALL NOT APPLY TO ANY GOODS OR PARTS HEREOF WHICH ARE OBTAINED FROM MANUFACTURERS OTHER THAN SELLER AND RESOLD BY SELLER.

SELLER OR ITS DESIGNATED AGENT SHALL HAVE THE RIGHT TO INSPECT ANY PRODUCT PRIOR TO EXECUTING ANY REMEDY PROVIDED BY THIS LIMITED WARRANTY. THE ORIGINAL BUYER SHALL BE RESPONSIBLE FOR SAFEGUARDING AND HOLDING ANY ALLEGED DEFECTIVE PRODUCT FOR SELLER'S INSPECTION. SELLER SHALL HAVE THE OPTION, IN ITS SOLE DISCRETION, TO (A) INSTRUCT THE ORIGINAL BUYER TO SHIP THE PRODUCT, OR ANY PART THEREOF, TO SELLER AT THE ORIGINAL BUYER'S EXPENSE AND IN ACCORDANCE WITH SELLER'S SHIPPING INSTRUCTIONS, (B) TO HAVE ITS DESIGNATED AGENT INSPECT THE PRODUCT AT THE ORIGINAL BUYER'S PREMISES, OR (C) TO REQUIRE THE ORIGINAL BUYER TO SUPPLY TO SELLER DIGITAL PHOTOGRAPHS OF THE DEFECTIVE PRODUCT, OR ANY PART THEREOF

IF SELLER REQUESTS THAT BUYER SHIP THE DEFECTIVE PRODUCT BACK TO SELLER, BUYER MUST INCLUDE A COPY OF THE PACKING SLIP, ORDER, AND/OR RECEIPT WITH THE DEFECTIVE PRODUCT(S), AS WELL AS A RETURN MERCHANDISE AUTHORIZATION NUMBER PROVIDED ON THE TELEPHONE OR VIA EMAIL BY SELLER. THE ORIGINAL BUYER SHALL BE RESPONSIBLE FOR ALL COSTS OF PACKAGING AND SHIPMENT OF THE DEFECTIVE PRODUCT.

AT SELLER'S OPTION AND SOLE DISCRETION, SHOULD ANY SELLER PRODUCT, OR PART THEREOF, BE DETERMINED BY SELLER TO BE DEFECTIVE, SELLER'S OBLIGATIONS AND LIABILITIES UNDER THIS LIMITED WARRANTY SHALL BE LIMITED TO SELLER'S CHOICE OF THE FOLLOWING: (A) FURNISHING A REPLACEMENT PRODUCT; (B) SUPPLYING REPLACEMENT PARTS FOR THE DEFECTIVE PRODUCT; (C) REPAIRING THE DEFECTIVE PRODUCT, OR DEFECTIVE PART OF THE PRODUCT; OR (D) GIVING THE ORIGINAL BUYER A CREDIT FOR THE DEFECTIVE PRODUCT, OR PART THEREOF ("LIMITED WARRANTY REMEDY"). SELLER SHALL NOT REIMBURSE OR MAKE ANY ALLOWANCE TO BUYER FOR ANY LABOR CHARGES INCURRED BY BUYER FOR REPLACEMENT, ADJUSTMENT OR REPAIR OF ANY GOODS OR PARTS THEREOF OR FOR ANY OTHER WORK UNLESS SUCH CHARGES ARE AUTHORIZED IN ADVANCE BY SELLER.

THE LIMITED WARRANTY STATED ABOVE IS IN LIEU OF ANY OTHER WARRANTY OR REPRESENTATION, WHETHER EXPRESSED OR IMPLIED, WRITTEN OR ORAL. SELLER EXPRESSLY DISCLAIMS ANY IMPLIED WARRANTY OF MERCHANTABILITY OR FITNESS FOR ANY PURPOSE.

THE LIMITED WARRANTY DOES NOT APPLY TO FABRICS, FINISHES, FILLING MATERIALS AND NORMAL WEAR ITEMS, CUSTOMER'S OWN MATERIALS OR SELLER'S INSTALLATION OF CUSTOMER'S OWN MATERIALS, MATTRESSES, ELECTRONICS, OR LIGHT BULBS.

THE OBLIGATIONS AND LIABILITIES OF SELLER AND THE REMEDIES OF BUYER SET FORTH HEREIN SHALL BE SELLER'S SOLE AND EXCLUSIVE OBLIGATIONS AND LIABILITIES AND BUYER'S SOLE AND EXCLUSIVE REMEDIES FOR, RESULTING FROM OR IN CONNECTION WITH THE LIMITED WARRANTY OR ANY BREACH THEREOF.

ANY CLAIM FOR BREACH OF SELLER'S WARRANTIES SHALL CONCLUSIVELY BE DEEMED TO BE WAIVED UNLESS WRITTEN NOTICE OF SUCH CLAIM IS GIVEN TO SELLER WITHIN TEN (10) DAYS AFTER THE DATE ON WHICH THE CLAIMED DEFECT IS DISCOVERED.

FURNISHING OF A REPLACEMENT PRODUCT OR A REPLACEMENT PART UNDER THE TERMS OF THIS LIMITED WARRANTY SHALL NOT BEGIN A NEW WARRANTY PERIOD RELATED TO SUCH REPLACEMENT PRODUCT OR PART BUT RATHER SHALL BE LIMITED TO THE ORIGINAL WARRANTY PERIOD ASSOCIATED WITH THE DEFECTIVE PRODUCT.

SELLER'S LIMITED WARRANTY SHALL BE NULL AND VOID IF THE ORIGINAL BUYER TRANSFERS OWNERSHIP OF THE WARRANTED GOODS.

BUYER UNDERSTANDS THAT THE DESIGN CHARACTERISTICS OF SELLER'S GOODS ARE NOT INTENDED TO REPLACE OR SUBSTITUTE THE NEED FOR NECESSARY SUPERVISION OR OTHER NECESSARY PROTECTIVE MEASURES TO PROTECT THOSE WHO MAY BE AT RISK.

**LIMITATION OF LIABILITY:** THE SELLER SHALL NOT UNDER ANY CIRCUMSTANCES BE LIABLE FOR SPECIAL, INDIRECT, INCIDENTAL, OR CONSEQUENTIAL DAMAGES, INCLUDING, WITHOUT LIMITATION, LOSS OF PROFITS OR REVENUES, LOSS OF BUSINESS REPUTATION, LOSS OR DAMAGE TO OTHER PROPERTY OR EQUIPMENT, COST OF CAPITAL, , DAMAGES DUE TO DELAY OR INCONVENIENCE CAUSED BY OR ARISING FROM THE PURCHASE, USE, REPAIR OF OR INABILITY TO USE THE GOODS. THE SELLER'S SOLE LIABILITY FOR ANY DEFECTIVE GOODS SHALL BE THE LIMITED WARRANTY REMEDY PURSUANT TO THE LIMITED WARRANTY SET FORTH ABOVE. ANY CLAIM ARISING OUT OF OR RELATING TO THIS AGREEMENT MUST BE BROUGHT BY BUYER WITHIN THIRTY (30) DAYS FROM THE DATE THE CLAIM ARISES OR THE CLAIM WILL BE WAIVED BY BUYER AND FOREVER BARRED.

**ALL SALES FINAL:** All sales are final. Goods cannot be returned to Seller without Seller's written consent.

**FORMS OF PAYMENT:** Seller accepts cash, cashier's or bank check, money order, bank wire and company check on approved credit. Payment by credit card is accepted only upon prior approval at time of quote.

**REQUESTS FOR AN ALLOWANCE:** Seller will not issue an allowance or credit for actual work performed to correct manufacturing defects without Seller's prior written consent. When making a request for an allowance, kindly provide the sales order, product model numbers, the reason for repair and digital photos. During installation, reasonable touch-up and deluxing is the Buyer's responsibility.

**HEADINGS:** The paragraph headings contained herein are for reference only and shall not affect in any way the meaning and interpretation of the terms and conditions set forth herein.

**APPLICABLE LAW:** The rights of Buyer and Seller and the terms and conditions contained herein shall be governed by and construed in accordance with the laws of the Commonwealth of Massachusetts of the United States of America.

**ARBITRATION:** If a dispute arises between the parties, and the parties are unable to resolve it between themselves, then the matter may only be resolved by binding arbitration before a single arbitrator, in the Commonwealth of Massachusetts, by the American Arbitration Association ("AAA") and in accordance with the commercial rules of the AAA. No party or their counsel shall be required to appear 'in person' for any matters pertaining to the arbitration, including depositions and hearings. The arbitration shall be governed by the substantive and procedural laws of Massachusetts. The decision of the arbitrator shall be in writing and binding upon the parties and enforceable in any court of competent jurisdiction.

**SEVERABILITY:** A judicial or administrative declaration in any jurisdiction, on the invalidity of any one or more of these provisions shall not invalidate the remaining provisions nor shall such declaration invalidate these terms and conditions outside such jurisdiction.

Agreed to:

\_\_\_\_\_  
(Signature of Buyer Representative)

\_\_\_\_\_  
(Name of Buyer Representative - Print)


\_\_\_\_\_  
(Company Name)

\_\_\_\_\_  
(Date)


Customer Name:	Date:
Purchase Order #:	Item:
Project Name:	Date Needed:
	Quantity:

- Attach a fabric swatch indicating application on the listed seating.
- Each fabric must have a separate COM form.

RAILROAD REPEAT

	Fabric Width	Plain Fabric	1-5"	6-9"	10-13"	14-20"	21-27"	28-34"
	54"	0%	+10%	+15%	+20%	+25%	+30%	+35%
	50"	+15%	+15%	+20%	+25%	+30%	+35%	+40%
	48"	+20%	+20%	+25%	+30%	+35%	+40%	+45%

UP THE ROLL REPEAT

	Fabric Width	Plain Fabric	1-5"	6-9"	10-13"	14-20"	21-27"	28-34"
	54"	0%	+15%	+20%	+25%	+30%	+35%	+40%
	50"	+15%	+20%	+25%	+30%	+35%	+40%	+45%
	48"	+20%	+25%	+30%	+35%	+40%	+45%	+50%

### **MULTIPLE FABRIC:**

Should you request multiple fabrics on a single item, a Multiple Fabric Diagram must be supplied to Customer Service prior to the order being entered for production. Please contact Customer Service for the appropriate form.

### **ModuForm's Graded-In Fabric Program**

ModuForm offers a "graded-in" fabric program to streamline the textile selection process. While we collaborate with fabric mills and suppliers, specifications and textile availability may change without notice. ModuForm conducts tests to evaluate the strength and performance of "graded-in" textiles; however, we cannot guarantee that all fabrics will meet the necessary criteria for manufacturing at all times.

If a "graded-in" textile purchased through ModuForm requires additional steps—such as backing or seam tape—to ensure it can be cut, stitched, and upholstered to our specifications, additional charges may apply.

### **CUSTOMER'S OWN MATERIAL (COM):**

Upholstered products may be ordered using customer-provided fabric or vinyl (COM). Fees are listed in the most recent Price List under the "COM" column and cover only the product and labor for fabric application. Only upholstery-grade textiles will be accepted. COM yardage estimates are based on 54" wide, plain textiles (measured between the selvedge edges) with no pattern repeat.

A "COM Data Sheet" (see next page) must accompany a fabric memo sample and related specifications for each selected material. This should be submitted with your purchase order. For reversible fabrics, clearly mark the exposed side. Upon receiving the memo sample, ModuForm will assess whether the fabric is suitable for upholstering within our processing steps. Customer Service will notify you of approval or rejection, along with any necessary next steps.

Please submit purchase orders to: [orders@moduform.com](mailto:orders@moduform.com)

Please send fabric memo samples, COM Data Sheet and, once approved, fabric to:

**ModuForm, Inc.**  
**C/O Upholstery Department COM**  
**7626 Cavalier Way**  
**Connelly Springs, NC 28612**

Once approved, all fabric must be shipped to ModuForm (address above), freight pre-paid, in continuous yards from the same dye lot, and backed prior to arrival. ModuForm is not responsible for delivery delays or fabric inspection. Manufacturing will not begin until the COM is received. If additional steps—such as backing or seam taping—are required, production will pause until added charges are approved.

ModuForm does not warrant or assess COM fabric performance or compliance with local life-safety or building codes. We are not responsible for tailoring issues, seam slippage, appearance, durability, fading, pattern matching, or overall fabric performance. Given the variety of cleaning agents and environmental factors, we recommend testing each fabric with the intended cleaning products.

Company Name:		Point of Contact:	
Address:		Email:	
City:	State:	Zip:	Phone:
Phone:			
Supplier/Mill:		Phone Number:	
Material Pattern:		Material Color/Number:	
Repeats (Horizontal or Vertical):		Backing:	Type:
Fabric In Stock:		Ship Complete:	
Ship Date:		Yards on Backorder:	
Backorder Ship Date:			

**Send Sample &  
Data Sheet to:**  
ModuForm, Inc  
C/O Upholstery Department COM  
7626 Cavalier Way  
Connelly Springs, NC 28612

ATTACH FABRIC SAMPLE, FACE SIDE UP IN THE DIRECTION IT IS TO BE APPLIED	
Model:	
Qty:	
Note: Fabric must be TAGGED with PO# and Customer   Name Fabric will be applied according to supplier recommendations unless otherwise instructed COM must be shipped in continuous yardage from the fabric supplier	
FOR OFFICE USE ONLY:	
Yards Required:	Request Date
Requested By:	
Approved By:	
Approved Date:	

COMPANY INFORMATION:

Send Sample & Data Sheet to:

ModuForm, Inc  
172 Industrial Road  
Fitchburg, MA 01420  
Attn: Customer Service

Company Name:	Point of Contact:		
Address:	Email:		
City:	State:	Zip:	Phone:
Phone:			

FINISH REQUESTED:

Laminate Color   Part Number:	Manufacturer:
Edge Band Color   Part Number:	Manufacturer:
Wood (solid/veneer):	Species:

SHIP TO FOR MATCH APPROVAL:

Company Name:	Point of Contact:		
Address:	Email:		
City:	State:	Zip:	Phone:

FOR OFFICE USE ONLY:
Request Date:
Requested By:
Approved By:
Approved Date:

Date:	
Order  Quote #	

### Thank You for Choosing ModuForm Furniture!

We appreciate your business and are committed to making your buying experience as smooth and positive as possible. To ensure a seamless delivery, please review the following instructions carefully. If you have any questions, don't hesitate to contact our Customer Service team at **(978) 345-7942**. We're here to help!

### Important Information About Your Delivery

- Shipping Method:** Your furniture will be shipped via a common carrier.
- Changes to Delivery Requirements:**
  - If delivery requirements change before the shipment is processed, an updated quote or Purchase Order Change Order will be required.
  - At the Time of Delivery:** If changes to the delivery (e.g., redirection to a new address, additional handling, or special accommodations) occur at the time of delivery, **additional charges may apply**.
  - Please note that the driver may not alert you to these charges during delivery. ModuForm will communicate any additional charges to your organization after the delivery is completed.

To avoid unexpected costs, ensure all delivery details are confirmed in advance and remain consistent throughout the shipping process. If changes arise prior to shipment, contact ModuForm at **(978) 345-7942** to update your order.

### Signing for Your Shipment

There are two methods for signing for your shipment: **handwritten** and **digital signatures**. Follow the guidelines below for each method to ensure a smooth delivery process:

- Handwritten Signature:**
  - Inspect all cartons carefully while the driver is present.
  - If there is visible damage:
    - Sign the Bill of Lading (BOL) and write "Visible Damage" clearly next to your signature.
  - If concealed damage is suspected:
    - Sign the BOL and note "Possible Concealed Damage."
  - Retain a copy of the signed BOL for your records and send a copy to ModuForm within 24 hours if you would like assistance with filing a claim.
- Digital Signature:**
  - Inspect all cartons carefully before signing on a digital device.
  - If there is visible damage:
    - Attempt to include a note stating "Visible Damage" on the device.
    - If no space is available to add notes:
      - Clearly inform the driver of the damage and state that a claim will need to be filed.
      - Insist on obtaining a claim number from the driver to document the issue.
      - If the driver cannot or will not provide a claim number, document this by:
        - Taking clear photos of the damaged cartons.
        - Taking a photo of the truck and its identifying information (e.g., license plate or carrier markings).
        - Contact ModuForm immediately to report the situation.

*continue next page*

### 1. Digital Signature – *continued from previous page*

- If concealed damage is suspected:
  - Sign on the device and verbally inform the driver of “Possible Concealed Damage.”
  - Follow the same steps to document the damage (photos and carrier information).
  - Ensure that a copy of the signed digital record is sent to ModuForm within 24 hours if you would like assistance with the claim.

## Steps to Ensure a Successful Delivery

### 1. Be Available to Receive the Shipment:

- An authorized representative from your organization must be present to inspect and sign for the delivery.

### 2. Inspect for Damage:

- Retain all packaging materials.
- Take photos of the packaging before uncrating and of any damaged product.
- Contact ModuForm Customer Service immediately at (978) 345-7942 to report damage and provide details.

## Reporting Shortages

If the quantity of cartons delivered does not match the Bill of Lading or Acknowledgment:

### 1. Note All Shortages on the BOL or Digital Device

- Be specific about what is missing.

### 2. Contact ModuForm Customer Service Immediately:

- Call (978) 345-7942 to report the shortage and discuss next steps.

## Additional Reminders

### 1. Responsibility for Transit Damage:

- ModuForm is not responsible for goods damaged in transit.
- Damages cannot be deducted from the ModuForm invoice.
- Payment cannot be withheld while claims or replacement requests are being resolved.

## We're Here to Support You

Thank you for your attention to these important details. Following these steps will ensure a smooth delivery process and allow us to assist you promptly if any issues arise. If you need help, please contact us at **(978) 345-7942**.

**IF YOUR SHIPMENT IS TO BE MADE DIRECTLY TO ANOTHER ADDRESS  
PLEASE FORWARD THIS NOTICE TO THE RECEIVING PARTY.**

## STATEMENT OF LINE

Molded Polyvinyl Seclusion | Flexible Foam Filled



450-10 | Non-Secure | Seclusion Bed



450-11 | Secure Seclusion Bed | Restraint Rings

**\*\*PLEASE NOTE:**

Restraint rings cannot be added to the 450-10 bed after manufacturing.

If restraint rings are needed (when restraint straps are necessary) the 450-11 model should be ordered.

Restraining straps not included.

## SECLUSION BED OVERVIEW

### Standard Features:

**Cover:** One-Piece, Sealed, Pliable, and Seamless for Safety and Security  
 Rotationally Molded Polyvinyl Chloride with Stabilizers  
 Vinyl Skin is Up To 10X Thicker Than Textiles  
 No Seams, Springs, or Other Components that can Break Down or Become Detached  
 Pigmented Color is Homogeneous Throughout Rather Than Just Skin Surface  
 Clean with Mild Detergents, Steam, or Other Bleach-Based Agents  
 Ships Fully Assembled

**Core:** High-Density Flexible and Molded Polyurethane Foam

**Base:** 4" High Molded and High-Impact Plinth - Black

**Attributes:** Flame Retardant and Self-Extinguishing

**Colors:**

404	Cobalt
426	Slate Blue
902	Shade
901	Black

### Testing:



ANSI/BIFMA X7.1-2011(R2016)

ANSI/BIFMA e3-2019 Furniture Sustainability Standard Sections 7.6.1, 7.6.2, and 7.6.3

LEED v4 EQ Credit: Low-Emitting Materials furniture evaluation criteria

The California Department of Public Health (CDPH) Standard Method v1.2 freestanding furniture Criteria

The Collaborative for High Performance Schools (CHPS) 2019 Core Criteria 3.0 EQ C6.1.4 Furniture and Furnishings

State of California TB133 Flammability



450-10  
30"d x 80"w x 18"h



450-11  
30"d x 80"w x 18"h  
with Restraint Rings

SECLUSION | 450



450-10



450-11

MODEL	COVER	DESCRIPTION	DIMENSION	BASE HEIGHT	WT	LIST
450-10	PVC	Bed	30"d x 80"w x 18"h	4"h	200 lbs	\$7,153
450-11	PVC	Restraint Bed	30"d x 80"w x 18"h	4"h	205 lbs	\$7,458
Restraint rings are zinc plated steel held in place by continuous woven polypropylene webbing   5 rings per side The webbing shall be fastened between the rotomolded bed and base, rendering it secure and non-accessible Restraining straps not included						

OPTION	DESCRIPTION	LIST
450-AN-KT1	Floor Anchoring Kit   Set of Four - Lock Not Included *Hardware to secure floor anchoring kit to the floor not included.	\$912
STRAP-36-BK	Additional Restraint Rings - Factory Installed. Two Rings per Bed - One Ring Each Side. *Rings are secured to a full length concealed nylon strap (see image) - one ring per end	\$60



**\*\*PLEASE NOTE:**  
Restraint rings cannot be added to the 450-10 bed after manufacturing.  
If restraint rings are needed (when restraint straps are necessary) the 450-11 model should be ordered.

STATEMENT OF LINE



MX9 | Molded Platform Bed



MX9-CUB | Molded Platform Bed with Storage



MX6WU-40 | Slope Top Wall Unit



MX4A-30 | Dresser/Storage



MX3YNP | Writing Desk



MX3WD | Wall Mount Desk



MX2-10 | Wall Shelf



MX5A-20 | Molded Nightstand



MXST | Molded Stool



MX9-COT | Molded Stacking Cot

**MOXIE MOLDED BEDROOM FURNITURE OVERVIEW**

**Standard Features:**

Primary Material:	Polyethylene
Construction:	Rotationally Molded
Joinery:	One-Piece, No Added Components or Joinery
Color:	Homogeneous Throughout
Core:	Foam Filled for Strength, Weight and Noise Mitigation
Cleanability:	Mild Detergents or Steam   Bleach-Based Solutions
Flame Retardent:	Self-Extinguishing   Passes UL94HB

**Standard Finishes:**


426 | Slate Blue  
728 | Drift  
902 | Shade

**Testing:**



ANSI/BIFMA X7.1-2011(R2016)  
ANSI/BIFMA e3-2019 Furniture Sustainability Standard Sections 7.6.1, 7.6.2, and 7.6.3  
LEED v4 EQ Credit: Low-Emitting Materials furniture evaluation criteria  
The California Department of Public Health (CDPH) Standard Method v1.2 freestanding furniture Criteria  
The Collaborative for High Performance Schools (CHPS) 2019 Core Criteria 3.0 EQ C6.1.4 Furniture and Furnishings

## MOXIE | MX




MODEL	DESCRIPTION	DIMENSION	WT	LIST
MX5A-2O	Nightstand - 1 Shelf, 2 Openings	18"d x 20"w x 24"h	30 lbs	\$1,184
MX4A-3O	Dresser - Storage - 3 Openings	18"d x 30"w x 42"h	59 lbs	\$1,728
MX6WU-4O	Wall Unit - Slope Top - 4 Openings	14"d x 27"w x 68.25"h	76 lbs	\$2,088
MX2-1O	Shelf - 1 Opening	13"d x 31"w x 21"h	22 lbs	\$1,011
MX3YNP	Writing Desk - Full Modesty Panel	24"d x 36"w x 30"h	49 lbs	\$1,782
MX3WD	Desk - Wall Mount	23"d x 37.5"w x 26"h	33 lbs	\$1,521
MXST	Stool	15"d x 18"w x 18"h	9 lbs	\$591

*\*NOTE: MXST Available in 201 Citrus, 360 Grape, 404 Cobalt, 426 Slate Blue, 445 Surf, 705 Soothe, 719 Earthy, 728 Drift, and 902 Shade*

OPTIONS	DESCRIPTION	LIST
16N	Mounting Kit Available For MX3YNP, MX4-3O, MX5A-2O, and MXST	\$63

MOXIE | MX

Notes: Will fit 36" x 80" Mattress | Sold Separately



MX9



MX9-CUB

MODEL	DESCRIPTION	DIMENSION	DECK HT	WT	LIST
MX9	Platform Bed	40"d x 84"w x 17.5"h	15.5"h	118 lbs	\$3,820
MX9-CUB	Platform Bed   2 Cubbies NOTE: Available in Slate Blue 426 and Shade 902 Only	40"d x 84"w x 20"h	18"h	145 lbs	\$4,853
OPTIONS	DESCRIPTION				LIST
16N	Mounting Kit: Bed (MX9)   Floor Mounting Brackets and Compression Limiters Only				\$143
35	Headboard (standard ModuForm Laminates - Black Edge)   Mounts to Wall (hardware not included)				\$316
RK10	Removable Restraint Rail Kit - 10 Pcs - 5 per side				\$1,772
RK8	Removable Restraint Rail Kit - 8 Pcs - 4 per side				\$1,425
RK6	Removable Restraint Rail Kit - 6 Pcs - 3 per side				\$1,078
RK4	Removable Restraint Rail Kit - 4 Pcs - 2 per side				\$731

Notes:  
Will fit 25" x 75" Mattress | Sold Separately  
Stack 20 High  
Available in 426 Slate Blue Color Only



MODEL	DESCRIPTION	DIMENSION	DECK HT	WT	LIST
MX9-COT-426	Stacking Cot	30.75"d x 82.25"w x 8.25"h	8.25"h	40 lbs	\$1,077

STATEMENT OF LINE



**FIT**

Oak Veneer, Solid Oak, and  
Laminate



**EVEREST**

Oak Veneer, Solid Oak, and  
Laminate



**LOWELL**

Post and Panel, Solid Oak,  
and Laminate - BUILT IN ONLY



**FORTRESS**

Solid Oak and Oak Veneer  
No Drawers



**TRANSITIONS**

Oak Veneer and Laminate  
No Drawers



**ZEAL**

Oak Veneer, Solid Oak,  
and Laminate



**ROOMMATE BEDS**

Solid Oak & Oak Veneer

STATEMENT OF LINE | HANDLES & PULLS



**HANDLE P7**  
WIRE PULL | NICKEL  
STANDARD ON  
EVEREST DOORS



**HANDLE P1**  
BAR PULL | NICKEL  
STANDARD ON FIT DOORS  
AND DRAWERS



**HANDLE P3**  
BOW PULL | NICKEL  
STANDARD ON LOWELL  
WARDROBE DOORS



**HANDLE P9**  
CUP | NICKEL  
STANDARD ON EV9-  
4D BEDS



**HANDLE P8**  
WATERFALL | NICKEL  
STANDARD ON ZEAL  
WARDROBES WITH  
DOORS



**HANDLE P15**  
ROUTED CRESCENT  
STANDARD ON LOWELL &  
ZEAL DRAWERS



**FINGER BEVEL**  
STANDARD ON  
EVEREST DRAWERS

*Handles and pulls are subject to availability and may change without notice. Please call to confirm.*

## Casegoods Tops

## Standard laminate and Edges:

Top	Manufacturer	Model	Name	Edge
Natural Oak	Wilsonart	7928-38	Castle Oak	Castle Oak
Teak	Wilsonart	7209-60	Nepal Teak	Nepal Teak
Cherry	Formica	7759-58	Select Cherry	Select Cherry
Stone	Formica	6413-NG	Silver Riftwood	Silver Riftwood
Dark Mocha	Formica	8848-58	Blackened Legno	Blackened Legno
Walnut	Formica	6402-42	Thermo Walnut	Thermo Walnut
White - Writable	Wilsonart	1573-09	Frosty White	White
Black	Wilsonart	1595-60	Matte Black	Black

Standard Laminates are available on all tops.

Series	Model	Top & Edge
FIT	All	HPL & PVC
Everest	All	HPL & PVC
Lowell	All	HPL & PVC
Transitions	All	HPL & PVC
Zeal	All	HPL & PVC
Fortress	All	Solid Wood

## FIT BEDROOM FURNITURE OVERVIEW

**Standard Features:**

Primary Material:	Red Oak Veneer with Hardwood Core
Side Panels:	Red Oak Veneer with Hardwood Core
Joinery:	Double Dowel, Glued and Mechanically Reinforced
Tops:	High Pressure Laminate with Backer
Top Edges:	3mm External High-Impact Thermoplastic
Drawer Fronts:	Solid Planked Red Oak
Drawers:	Top Drawer Restricted from Full Opening and Removal without Tool on FIT4AS, FIT4BS, FIT4CS, FIT6C2S
Hinges:	5-Knuckle & 270° Wrap-Around
Drawer Pulls:	96mm Nickel Bar (P1) - Attach On-Site
Door Pulls:	96mm Nickel Bar (P1) - Attach On-Site
Sealer & Top Coat:	ModuV Resin Applied on Flat Line
Standard Finish:	Natural/Light Oak

**Optional Finishes:**

Cherry  
Dark Mocha  
Stone  
Teak  
Walnut

**Testing:**

ANSI/BIFMA X7.1-2011(R2016)  
ANSI/BIFMA e3-2019 Furniture Sustainability Standard Sections 7.6.1, 7.6.2, and 7.6.3  
LEED v4 EQ Credit: Low-Emitting Materials furniture evaluation criteria  
The California Department of Public Health (CDPH) Standard Method v1.2 freestanding furniture Criteria  
The Collaborative for High Performance Schools (CHPS) 2019 Core Criteria 3.0 EQ C6.1.4 Furniture and Furnishings  
ASTM F2057 STURDY

**Standard laminate and Edges:**

Top	Manufacturer	Model	Name	Edge
Natural Oak	Wilsonart	7928-38	Castle Oak	Castle Oak
Teak	Wilsonart	7209-60	Nepal Teak	Nepal Teak
Cherry	Formica	7759-58	Select Cherry	Select Cherry
Stone	Formica	6413-NG	Silver Riftwood	Silver Riftwood
Dark Mocha	Formica	8848-58	Blackened Legno	Blackened Legno
Walnut	Formica	6402-42	Thermo Walnut	Thermo Walnut

## FIT | DESK | MOBILE PEDESTAL



FIT3A-1D20



FIT3A-3D



FIT3YNP

MODEL	DESCRIPTION	DRAWERS	OPENINGS	DIMENSION	WT	LIST
FIT3A-1D20	Desk   Pedestal	1	2	24"d x 42.5"w x 30"h	92 lbs	\$1,686
FIT3A-3D	Desk   Pedestal	3	-	24"d x 42.5"w x 30"h	110 lbs	\$1,954
FIT3YNP	Desk   Writing	-	-	24"d x 36.5"w x 30"h	65 lbs	\$921

OPTIONS	DESCRIPTION	LIST
STAIN	Cherry (CO), Dark Mocha (DM), Stone (ST), Teak (TK), Walnut (WL)	Desks \$117
6	Lock   Drawer (cylinder style with strike plate) - per Drawer*	\$126
37	Lock   Hasp Kit for Drawer - per Drawer	\$57
11	Kneespace Pencil Tray   Pedestal Desk Only	\$232
34	Kneespace Sculptured Keyboard Tray - Pedestal Desk Only	\$250
47	Drawer Restriction   Discourages Removal   Kneespace Drawer Only	\$55
10	Drawer Restriction   Discourages Removal   per Drawer	\$33

\*If "keyed alike" locks or "master keys" are required, additional charges may apply.

## FIT | DRESSER



FIT4Y-24



FIT4AS-24



FIT4BS-18



FIT4CS-18

MODEL	DESCRIPTION	DRAWERS	OPENINGS	DIMENSION	WT	LIST
FIT4Y-24	Dresser	2	-	24"d x 30.5"w x 22"h	95 lbs	\$1,713
FIT4AS-24	Dresser	3	-	24"d x 30.5"w x 31"h	148 lbs	\$2,147
FIT4BS-18	Dresser	4	-	18"d x 30.5"w x 40"h	142 lbs	\$2,460
FIT4CS-18	Dresser	5	-	18"d x 30.5"w x 49.25"h	161 lbs	\$2,743

OPTIONS	DESCRIPTION	LIST
STAIN	Cherry (CO), Dark Mocha (DM), Stone (ST), Teak (TK), Walnut (WL)	\$117
6	Lock   Drawer (cylinder style with strike plate) - per Drawer*	\$126
37	Lock   Hasp Kit for Drawer - per Drawer	\$57
10	Drawer Restriction   Discourages Removal   per Drawer	\$33

\*If "keyed alike" locks or "master keys" are required, additional charges may apply.

## FIT | NIGHTSTAND



FIT5A-1D



FIT5A-2D



FIT5B-1D



FIT5B-3D

MODEL	DESCRIPTION	DRAWERS	OPENINGS	DIMENSION	WT	LIST
FIT5A-1D	Nightstand	1	1	18"d x 16.25"w x 22"h	30 lbs	\$1,052
FIT5A-2D	Nightstand	2	-	18"d x 16.25"w x 22"h	35 lbs	\$1,202
FIT5B-1D	Nightstand	1	1	18"d x 16.25"w x 31"h	42 lbs	\$1,111
FIT5B-3D	Nightstand	3	-	18"d x 16.25"w x 31"h	45 lbs	\$1,372

OPTIONS	DESCRIPTION	LIST
STAIN	Cherry (CO), Dark Mocha (DM), Stone (ST), Teak (TK), Walnut (WL)	\$104
6	Lock   Drawer (cylinder style with strike plate) - per Drawer*	\$126
37	Lock   Hasp Kit for Drawer - per Drawer	\$57
10	Drawer Restriction   Discourages Removal   per Drawer	\$33

\*If "keyed alike" locks or "master keys" are required, additional charges may apply.

## FIT | WARDROBE

**Notes:**

Single Door Wardrobe Doors Open Left



FIT6BS-1D



FIT6BS



FIT6C1S-1D



FIT6C1S



FIT6C2S-1D



FIT6C2S

MODEL	DESCRIPTION	DRAWERS	DIMENSION	WT	LIST
FIT6BS-1D	with Clothes Pole   Hat Shelf	-	24"d x 20.5"w x 75.5"h	196 lbs	\$2,828
FIT6BS	with Clothes Pole   Hat Shelf	-	24"d x 29.75"w x 75.5"h	231 lbs	\$3,530
FIT6C1S-1D	with Clothes Pole   Drawer   Shoe Shelf	1	24"d x 20.5"w x 75.5"h	195 lbs	\$3,433
FIT6C1S	with Clothes Pole   1 Drawer   Shoe Shelf	1	24"d x 29.75"w x 75.5"h	231 lbs	\$4,025
FIT6C2S-1D	with Clothes Pole   2 Drawers	2	24"d x 20.5"w x 75.5"h	194 lbs	\$3,580
FIT6C2S	with Clothes Pole   2 Drawers	2	24"d x 29.75"w x 75.5"h	232 lbs	\$4,386

## FIT | WARDROBE | OPTIONS

OPTIONS	DESCRIPTION	LIST
STAIN	Cherry (CO), Dark Mocha (DM), Stone (ST), Teak (TK), Walnut (WL)	\$258
5	Lock   Wardrobe Door (cylinder style with and without slide bolt)*	\$175
6	Lock   Drawer (cylinder style with strike plate) - per Drawer*	\$126
37	Lock   Hasp Kit for Drawer - per Drawer	\$57
10	Drawer Restriction   Discourages Removal   per Drawer	\$33
26	Glass Mirror   Unframed, 12 x 22, Clipped to Inside Wardrobe Door	\$131

\*If "keyed alike" locks or "master keys" are required, additional charges may apply.

## EVEREST BEDROOM FURNITURE OVERVIEW

**Standard Features:**

Primary Material:	Red Oak Veneer
Side Panels:	Red Oak Veneer with Hardwood Core
Joinery:	Double Dowel, Glued and Mechanically Reinforced
Tops:	High Pressure Laminate with Backer
Top Edges:	3mm External High-Impact Thermoplastic
Drawer Fronts:	Solid Planked Red Oak with Full Length Finger Bevel on Top Edge
Drawers:	Top Drawer Restricted from Full Opening and Removal without Tool on EV4AS, EV4BS, EV4CS, EV6C2S
Hinges:	5-Knuckle & 270° Wrap-Around
Door Pulls:	96mm Nickel Wire (P7) - Attach On-Site
Sealer & Top Coat:	ModuV Resin Applied on Flat Line
Standard Finish:	Natural/Light Oak

**Optional Finishes:**

Cherry  
Dark Mocha  
Stone  
Teak  
Walnut

**Testing:**

ANSI/BIFMA X7.1-2011(R2016)  
ANSI/BIFMA e3-2019 Furniture Sustainability Standard Sections 7.6.1, 7.6.2, and 7.6.3  
LEED v4 EQ Credit: Low-Emitting Materials furniture evaluation criteria  
The California Department of Public Health (CDPH) Standard Method v1.2 freestanding furniture Criteria  
The Collaborative for High Performance Schools (CHPS) 2019 Core Criteria 3.0 EQ C6.1.4 Furniture and Furnishings  
ASTM F2057 STURDY

**Standard laminate and Edges:**

Top	Manufacturer	Model	Name	Edge
Natural Oak	Wilsonart	7928-38	Castle Oak	Castle Oak
Teak	Wilsonart	7209-60	Nepal Teak	Nepal Teak
Cherry	Formica	7759-58	Select Cherry	Select Cherry
Stone	Formica	6413-NG	Silver Riftwood	Silver Riftwood
Dark Mocha	Formica	8848-58	Blackened Legno	Blackened Legno
Walnut	Formica	6402-42	Thermo Walnut	Thermo Walnut

## EVEREST | DESK | MOBILE PEDESTAL



EV3A-1D20

EV3A  
EV3B

EV3YNP




EV3MP

MODEL	DESCRIPTION	DRAWERS	OPENINGS	DIMENSION	WT	LIST
EV3A-1D20	Desk   Pedestal	1	2	24"d x 42"w x 30"h	85 lbs	\$1,648
EV3A	Desk   Pedestal	3	-	24"d x 42"w x 30"h	100 lbs	\$1,880
EV3B	Desk   Pedestal	3	-	24"d x 48"w x 30"h	110 lbs	\$1,893
EV3YNP	Desk   Writing	-	-	24"d x 36"w x 30"h	65 lbs	\$921
EV3MP	Mobile Pedestal	2	-	18"d x 15.75"w x 21.5"	82 lbs	\$1,260
<i>Casters ship loose, attach on-site</i>						

OPTIONS	DESCRIPTION	LIST
STAIN	Cherry (CO), Dark Mocha (DM), Stone (ST), Teak (TK), Walnut (WL)	Desks \$117
STAIN	Cherry (CO), Dark Mocha (DM), Stone (ST), Teak (TK), Walnut (WL)	Mobile Pedestal \$104
6	Lock   Drawer (cylinder style with strike plate) - per Drawer*	\$126
37	Lock   Hasp Kit for Drawer - per Drawer	\$57
11	Kneespace Pencil Tray   Pedestal Desk Only	\$232
34	Kneespace Sculptured Keyboard Tray - Pedestal Desk Only	\$250
47	Drawer Restriction   Discourages Removal   Kneespace Drawer Only	\$55

\*If "keyed alike" locks or "master keys" are required, additional charges may apply.

## EVEREST | BOOKCASE



EV3YDB1  
EV3ADB1  
EV3BDB1



EV3YDB2  
EV3ADB2  
EV3BDB2



EV2A-10  
EV2B  
EV2D

MODEL	DESCRIPTION	OPENINGS	DIMENSION	WT	LIST
EV3YDB1	Desktop Bookcase	1	10"d x 36"w x 22"	25 lbs	\$747
EV3ADB1	Desktop Bookcase	1	10"d x 42"w x 22"	30 lbs	\$747
EV3BDB1	Desktop Bookcase	1	10"d x 48"w x 22"	50 lbs	\$860
EV3YDB2	Desktop Bookcase	2	10"d x 36"w x 34"	45 lbs	\$936
EV3ADB2	Desktop Bookcase	2	10"d x 42"w x 34"	50 lbs	\$959
EV3BDB2	Desktop Bookcase	2	10"d x 48"w x 34"	65 lbs	\$1,054
EV2A-10	Bookcase	2	10"d x 30"w x 30"h	60 lbs	\$904
EV2B	Bookcase	3	12"d x 36"w x 48"h	83 lbs	\$1,222
EV2D	Bookcase	5	12"d x 36"w x 72.25"h	120 lbs	\$2,223

OPTIONS	DESCRIPTION	LIST
STAIN	Cherry (CO), Dark Mocha (DM), Stone (ST), Teak (TK), Walnut (WL)	\$78
31L	Light   LED fixture   Attach Underside of Bottom Shelf Desktop Bookcase	\$162
32	Tackboard   Frameless   Cork for Back of Desktop Bookcase	\$223

EVEREST | DRESSER



MODEL	DESCRIPTION	DRAWERS	DIMENSION	WT	LIST
EV4UB-2D	Underbed Dresser	2	34.5"d x 73.75"w x 9.5"h	90 lbs	\$2,285
EV4SC-2D	Stack Chest	2	24"d x 30"w x 20.25"h	80 lbs	\$1,600
EV4SC-3D	Stack Chest	3	24"d x 30"w x 29.5"h	80 lbs	\$2,202
EV4Y-24	Dresser	2	24"d x 30"w x 20.5"h	95 lbs	\$1,491
EV4A26-24	Dresser	3	24"d x 30"w x 26.81"h	100 lbs	\$1,703
EV4AS-24	Dresser	3	24"d x 30"w x 31.25"h	160 lbs	\$2,147
EV4BS-18	Dresser	4	18"d x 30"w x 40.25"h	136 lbs	\$2,460
EV4CS-18	Dresser	5	18"d x 30"w x 49.25"h	152 lbs	\$2,743

OPTIONS	DESCRIPTION	LIST
STAIN	Cherry (CO), Dark Mocha (DM), Stone (ST), Teak (TK), Walnut (WL)	\$117
6	Lock   Drawer (cylinder style with strike plate) - per Drawer*	\$126
37	Lock   Hasp Kit for Drawer - per Drawer	\$57
10	Drawer Restriction   Discourages Removal   per Drawer	\$33

\*If "keyed alike" locks or "master keys" are required, additional charges may apply.

EVEREST | NIGHTSTAND



EV5A-1D



EV5A-2D



EV5B-1D



EV5B-3D

MODEL	DESCRIPTION	DRAWERS	DIMENSION	WT	LIST
EV5A-1D	Nightstand	1	18"d x 15.75"w x 20.5"h	45 lbs	\$1,029
EV5A-2D	Nightstand	2	18"d x 15.75"w x 20.5"	50 lbs	\$1,101
EV5B-1D	Nightstand	1	18"d x 15.75"w x 30"	42 lbs	\$1,075
EV5B-3D	Nightstand	3	18"d x 15.75"w x 30"	51 lbs	\$1,329

OPTIONS	DESCRIPTION	LIST
STAIN	Cherry (CO), Dark Mocha (DM), Stone (ST), Teak (TK), Walnut (WL)	\$104
6	Lock   Drawer (cylinder style with strike plate) - per Drawer*	\$126
37	Lock   Hasp Kit for Drawer - per Drawer	\$57
10	Drawer Restriction   Discourages Removal   per Drawer	\$33

\*If "keyed alike" locks or "master keys" are required, additional charges may apply.

## EVEREST | WARDROBE

## Notes:

Adjustable Floor Leveling Glides Standard  
Single Door Wardrobe Doors Open Left



EV6AS



EV6BS-1D



EV6BS



EV6C1S-1D



EV6C1S



EV6C2S-1D



EV6C2S

MODEL	DESCRIPTION	DRAWERS	DIMENSION	WT	LIST
EV6AS	with Clothes Pole	-	24"d x 29.25"w x 60.5"h	192 lbs	\$3,400
EV6BS-1D	with Clothes Pole   Hat Shelf	-	24"d x 20"w x 76.5"h	197 lbs	\$2,828
EV6BS	with Clothes Pole   Hat Shelf	-	24"d x 29.25"w x 76.5"h	233 lbs	\$3,530
EV6C1S-1D	with Clothes Pole   Shoe Shelf	1	24"d x 20"w x 76.5"h	192 lbs	\$3,433
EV6C1S	with Clothes Pole   Shoe Shelf	1	24"d x 29.25"w x 76.5"h	232 lbs	\$4,025
EV6C2S-1D	with Clothes Pole	2	24"d x 20"w x 76.5"h	195 lbs	\$3,580
EV6C2S	with Clothes Pole	2	24"d x 29.25"w x 76.5"h	231 lbs	\$4,386

## EVEREST | WARDROBE OPTIONS

OPTIONS	DESCRIPTION	LIST
STAIN	Cherry (CO), Dark Mocha (DM), Stone (ST), Teak (TK), Walnut (WL)	\$258
5	Lock   Wardrobe Door (cylinder style with and without slide bolt)*	\$175
6	Lock   Drawer (cylinder style with strike plate) - per Drawer*	\$126
37	Lock   Hasp Kit for Drawer - per Drawer	\$57
10	Drawer Restriction   Discourages Removal   per Drawer	\$33
26	Glass Mirror   Unframed, 12 x 22, Clipped to Inside Wardrobe Door	\$131

\*If "keyed alike" locks or "master keys" are required, additional charges may apply.

EVEREST | PLATFORM BEDS

Notes:

Bed Deck: Particle Board | Deck Height: 14"h on EV9-ES, EV9-2D | 21"h on EV9-4D

EV9-4D Features Metal Cup Pull (P9)

Fits 36" x 80" Mattress which are Available and Sold Separately\*



EV9C-ES



EV9-2D



EV9-3D



EV9-2DR



EV9-2DL



EV9-4DR



EV9-4DL

MODEL	DESCRIPTION	DRAWERS	DIMENSION	WT	LIST
EV9C-ES	Platform Bed with Elevated Sides	-	37.5"d x 81.5"w x 16.25"h	140 lbs	\$1,867
EV9-2D	Platform Bed   Full Length Drawers *Mattress will be captured by head and foot boards	2	37.5"d x 81.5"w x 16.25"h	145 lbs	\$3,066
EV9-3D	Platform Bed   Full Length Drawers *Mattress will be captured by head and foot boards	3	37.5"d x 81.5"w x 16.25"h	150 lbs	\$3,367
EV9-2DR	2 Offset Drawers   Right Facing *Mattress will be captured on 4 sides	2	37.5"d x 81.5"w x 16.25"h	150 lbs	\$3,237
EV9-2DL	2 Offset Drawers   Left Facing *Mattress will be captured on 4 sides	2	37.5"d x 81.5"w x 16.25"h	150 lbs	\$3,237
EV9-4DR	4 Offset Drawers   Right Facing * 4DR beds fits 38" x 80" mattress which are available and sold separately *Mattress will be captured on 4 sides	4	39.5"d x 81.5"w x 21.5"h	185 lbs	\$4,374
EV9-4DL	4 Offset Drawers   Left Facing * 4DR beds fits 38" x 80" mattress which are available and sold separately  *Mattress will be captured on 4 sides	4	39.5"d x 81.5"w x 21.5"h	185 lbs	\$4,374

## EVEREST | PLATFORM BED OPTIONS

OPTIONS	DESCRIPTION	LIST	STAIN
STAIN	Cherry (CO), Dark Mocha (DM), Stone (ST), Teak (TK), Walnut (WL)		\$193
6	Lock   Drawer (cylinder style with strike plate) - per Drawer*	\$126	
37	Lock   Hasp Kit for Drawer - per Drawer	\$57	
10	Drawer Restriction   Discourages Removal   per Drawer	\$33	
35	Oak Veneer Headboard Extension (15" High)   Platform Beds - Twin	\$620	\$102
63	Plywood Deck   Twin Platform Beds	\$260	
63WD	Plywood Deck   Twin Bed   Laminated white   Includes Perimeter Caulking Sealant	\$429	
SS	Caulking   Perimeter sealant   Platform bed deck   Factory applied	\$65	

\*If "keyed alike" locks or "master keys" are required, additional charges may apply.

## ROOMMATE BEDS &amp; ACCESSORIES OVERVIEW

**Standard Features:**

Primary Material: Red Oak  
 Posts: Solid Laminated Red Oak  
 Joinery: Double Dowel or Mortise & Tenon, Glued and Mechanically Reinforced  
 Sealer & Top Coat: ModuV Resin Applied on Flat Line or Catalyzed Lacquer  
 Standard Finish: Natural/Light Oak

**Optional Finishes:**

Cherry  
 Dark Mocha  
 Stone  
 Teak  
 Walnut

**Standard Features: All Loft and Bunk Beds**

Frame: Solid Red Oak Posts and Rails  
 Sleep Surface: Sinuous Wire Spring | 36" x 80"  
 All Posts and Rails Finished with ModuV  
 ModuV is Our Specially Formulated 100% Resin Top-Coat for Ease of Cleaning and Durability

**Standard Features: Bolt-On**

See Standard Features, plus:  
 Bunking Pins are 1/2" x 4" Solid Birch Dowels  
 Springs are Bolted to Bed Frame and Require Tools for Assembly  
 Posts are Bored Top and Bottom to Accept a 1/2" Removable Wooden Bunking Pin

**Standard Features: Hook Lock**

See Standard Features, plus:  
 Top and Bottom of Posts Bored for 3/8" dia x 3.5" Steel Bunking Pin for Stacking  
 10 Pins Per End | 9 Adjustments Per End  
 Springs Hook Over Embedded 3/8" Steel Pins Laminated Between the Posts for Tool-Less Assembly



**\*Bed Rail, ladder and mattresses sold separately | please see bed accessories and components for model numbers and pricing**

**\*ModuForm recommends the use of Bed Rails (RM9R) on all loft and bunk beds | Ladders are recommended for all bunk and high loft beds**

**Testing:**

ANSI/BIFMA X7.1-2011(R2016)  
 ANSI/BIFMA e3-2019 Furniture Sustainability Standard Sections 7.6.1, 7.6.2, and 7.6.3  
 LEED v4 EQ Credit: Low-Emitting Materials furniture evaluation criteria  
 The California Department of Public Health (CDPH) Standard Method v1.2 freestanding furniture Criteria  
 The Collaborative for High Performance Schools (CHPS) 2019 Core Criteria 3.0 EQ C6.1.4 Furniture and Furnishings







## ROOMMATE BOLT ON BEDS



DESCRIPTION	SLEEP SURFACE	DIMENSION	WT	LIST
959BTRM1-A3680-WP Twin Bed   Bolt-On Spring   One (1) Sleep Surface (1) Tall Headboard   (1) Short Foot board Posts are bored top and bottom to accept a 1/2" removable wood bunking pin	Sinuous Spring	36"d x 84.75"w x 36":21"h	63 lbs	\$1,327
959BTRM1-BB-A3680-WP Bunk Bed   Bolt-On Springs   Two (2) Sleep Surfaces (2) Tall Bed Ends on Bottom   (2) Short Bed Ends on Top Posts are bored top and bottom to accept a 1/2" removable wood bunking pin ModuForm recommends the use of Bed Rails (RM9R) on all bunk beds   Ladders are recommended for all bunk beds	Sinuous Spring	36"d x 84.75"w x 59"h	127 lbs	\$2,654
959BTRM1-L-SS80-WP Low Loft   Bolt-On Spring   One (1) Sleep Surface (2) Tall Headboards Posts are bored top and bottom to accept a 1/2" removable wood bunking pin ModuForm recommends the use of Bed Rails (RM9R) on all loft beds	Sinuous Spring	36"d x 84.75"w x 36"h	70 lbs	\$1,381
RMBTFB-WP Single Bed End   Bolt On Footboard   Wood Pin *Bunking pins not included	-	2.25"d x 37.5"w x 21"h	9 lbs	\$499
RMBTHB-WP Single Bed End   Bolt On Headboard   Wood Pin *Bunking pins not included	Sinuous Spring	2.25"d x 37.5"w x 36"h	16 lbs	\$572
RMPIN-WD Wood Bunking Pin for RMBT (lot of 40)   Replacements		.5"dia x - x 4"h	-	\$151

ROOMMATE HOOK LOCK BEDS - REMOVABLE STEEL BUNKING PIN

	DESCRIPTION	SLEEP SURFACE	DIMENSION	WT	LIST
	959HL-L-A3680-SP Low Loft   Hook Lock Spring   One (1) Sleep Surface ModuForm recommends the use of Bed Rails (RM9R) on all loft beds	Sinuous Spring	37.75"d x 84.75"w x 36"h	67 lbs	\$1,343
	959HL-KIT-SP High Loft Kit Kit Includes 2 Bed Ends and 2 Stabilizer Bars ModuForm recommends the use of Bed Rails (RM9R) on all loft beds   Ladders are recommended for all loft beds	-	37.75"d x 84.75"w x 36"h	58 lbs	\$1,169
	959HL-BB-A3680-SP Bunk Bed   Hook Lock Spring   Two (2) Sleep Surfaces ModuForm recommends the use of Bed Rails (RM9R) on all loft beds   Ladders are recommended for all loft beds	Sinuous Spring	37.75"d x 84.75"w x 72"h	134 lbs	\$2,686
	959HL-H-A3680-SP High Loft   Hook Lock Spring   One (1) Sleep Surface, (2) Stabilizer Bars ModuForm recommends the use of Bed Rails (RM9R) on all loft beds   Ladders are recommended for all loft beds	Sinuous Spring	37.75"d x 84.75"w x 72"h	125 lbs	\$2,441










ROOMMATE HOOK LOCK BEDS - REMOVABLE STEEL BUNKING PIN



DESCRIPTION	SLEEP SURFACE	DIMENSION	WT	LIST
RMHLHB-SP Single Bed End   Hook Lock   Steel Pin *Bunking pins not included	Sinuous Spring	2.25"d x 37.5"w x 36"h	16 lbs	\$704
RMPIN-SP Steel Bunking Pin for 959HL-SP (lot of 40)   Replacements		.375"dia x - x 3.5"h	-	\$148

OPTIONS	DESCRIPTION	LIST
STAIN	Cherry (CO), Dark Mocha (DM), Stone (ST), Teak (TK), Walnut (WL)	Low Loft/Kit \$96
STAIN	Cherry (CO), Dark Mocha (DM), Stone (ST), Teak (TK), Walnut (WL)	Bunk Bed/ High Loft \$141
STAIN	Cherry (CO), Dark Mocha (DM), Stone (ST), Teak (TK), Walnut (WL)	Headboard/Footboard \$58

BED | ACCESSORIES | COMPONENTS


	MODEL	DESCRIPTION	DIMENSION	WT	LIST
	959BT-SPRING	Spring   Bolt On	36"d x 81"w x 2.5"h	35 lbs	\$696
	959HL75-SPRING	Spring   Hook Lock	36"d x 75"w x 2.5"h	33 lbs	\$681
	959HL-SPRING	Spring   Hook Lock	36"d x 80"w x 2.5"h	35 lbs	\$710
	959HL84-SPRING	Spring   Hook Lock	36"d x 84"w x 2.5"h	37 lbs	\$867
	959BT-STABILIZER	Stabilizer Bar   Bolt On	80"w x - x 2.5"h	13 lbs	\$237
	959HL-STABILIZER	Stabilizer Bar   Hook Lock	80"w x - x 2.5"h	14 lbs	\$238
	RM9R	Bed Rail   Powder Coated Metal   No Fascia Rail	.75"d x 51" x 16"	15 lbs	\$291
	RMLD3	Ladder   3 Step <i>*For 959BTRM1 &amp; 959TPRM1 (when bunked)</i>	3"d x 14.5"w x 49.25"h	14 lbs	\$787
	RMLD5	Ladder   5 Step <i>*For 959HL (when stacked or high loft)</i>	3"d x 14.5"w x 66.25"h	17 lbs	\$1,123

OPTIONS	DESCRIPTION	LIST
STAIN	Cherry (CO), Dark Mocha (DM), Stone (ST), Teak (TK), Walnut (WL)	Wood Ladder \$96

ROOMMATE | TWIN | FULL | QUEEN BEDS

Notes:

Mattresses and Box Springs Available and Sold Separately








MODEL	DESCRIPTION	SLEEP SURFACE	DIMENSION	WT	LIST
RMB39*	Twin Headboard with Frame *RMB39 require 38"w Mattress and Box Spring	Adustable Frame	40"d x 76"w x 36.25"h	50 lbs	\$1,186
RMB54*	Double Headboard with Frame *RMB54 require 54"w Mattress and Box Spring	Adustable Frame	55"d x 76"w x 36.25"h	65 lbs	\$1,405
RMB60*	Queen Headboard with Frame *RMB60 require 60"w Mattress and Box Spring	Adustable Frame	62"d x 81"w x 36.25"h	80 lbs	\$1,418
RM18-3680	Twin Bed	Sinuous Spring	36"d x 83.5"w x 29.5"/17"h	76 lbs	\$1,678
RM18-3880	Twin Bed	Sinuous Spring	38"d x 83.5"w x 29.5"/17"h	85 lbs	\$1,938
RM18-54	Double Bed	Sinuous Spring	54"d x 83.5"w x 29.5"/17"h	95 lbs	\$3,140

OPTIONS	DESCRIPTION	LIST
STAIN	Cherry (CO), Dark Mocha (DM), Stone (ST), Teak (TK), Walnut (WL)	Headboard \$102
STAIN	Cherry (CO), Dark Mocha (DM), Stone (ST), Teak (TK), Walnut (WL)	Bed \$105

ROOMMATE | HEADBOARDS | FRAMES

Notes:  
Mattresses and Box Springs Available and Sold Separately

	MODEL	DESCRIPTION	SLEEP SURFACE	DIMENSION	WT	LIST
	RM26-BK	Bed Frame   Steel	Sinuous Spring	36"d x 80"w x 12"h	30 lbs	\$1,086
	RM28	Twin Headboard with Frame	Sinuous Spring	36"d x 82"w x 29.5"h	60 lbs	\$1,984
	RM-FRAME-TD	Frame   Adjustable   Twin & Double Requires 38"w or 54"w Mattress & Box Spring (not included)	-	38": 53"d x 70"w x 8"h	-	\$329
	RM-FRAME-QN	Frame   Queen   Center Support Requires 60"w Mattress & Box Spring (not included)	-	60"d x 70"w x 8"h	-	\$357
	RM18HB	Twin Headboard   Post   Panel	-	1.75"d x 36"w x 29.5"h	22 lbs	\$590
	RMB39HB	Headboard   Twin	-	1.25"d x 40"w x 36"h	30 lbs	\$1,035
	RMB54HB	Headboard   Double	-	1.25"d x 55"w x 36"h	35 lbs	\$1,228
	RMB60HB	Headboard   Queen	-	1.25"d x 62"w x 36"h	40 lbs	\$1,258
	*Hardware not included					

OPTIONS	DESCRIPTION	LIST
STAIN	Cherry (CO), Dark Mocha (DM), Stone (ST), Teak (TK), Walnut (WL)	Headboards \$102

**ROOMMATE GSA TWIN & BUNKING BEDS****Standard Features: All Loft and Bunk Beds**

Frame: Solid Red Oak Posts and Rails

Sleep Surface: Sinuous Wire Spring | 38" x 80"

Posts are Bored Top and Bottom to Accept a 1/2" Removable Wooden Bunking Pin

Bunking Pins are 1/2" x 4" Solid Birch Dowels

All Posts and Rails Finished with ModuV

ModuV is Our Specially Formulated 100% Resin Top-Coat for Ease of Cleaning and Durability






\*Bed Rail, ladder and mattresses sold separately | please see bed accessories and components for model numbers and pricing

\*ModuForm recommends the use of Bed Rails (RM9R) on all loft and bunk beds | Ladders are recommended for all bunk and high loft beds

ROOMMATE | GSA APPROVED BUNKING | LOFTING BEDS

Notes:  
 Twin, Bunk, and Low-Loft  
 Tools Required to Change Spring Height

	DESCRIPTION	SLEEP SURFACE	DIMENSION	WT	LIST
	G959BTRM1-A3680-WP	Sinuous Spring	36"d x 84.75"w x 36":21"h	70 lbs	\$1,699
	GSA Twin Bed   Bolt-On Spring   One (1) Sleep Surface				
	ModuForm recommends the use of Bed Rails (RM9R) on all loft beds				
	G959BTRM1-BB-A3680-WP	Sinuous Spring	36"d x 84.75"w x 59"h	140 lbs	\$3,398
	GSA Bunk Bed   Bolt-On Springs   Two (2) Sleep Surfaces				
	ModuForm recommends the use of Bed Rails (RM9R) on all bunk beds   Ladders are recommended for all bunk beds				
	G959BTRM-L-SS80-WP	Sinuous Spring	36"d x 84.75"w x 36"h	110 lbs	\$1,775
	GSA Low Loft   Bolt-On Spring   One (1) Sleep Surface				
	ModuForm recommends the use of Bed Rails (RM9R) on all loft beds   Ladders are recommended for all high loft beds				

OPTION	DESCRIPTION	LIST
STAIN	Cherry (CO), Dark Mocha (DM), Stone (ST), Teak (TK), Walnut (WL)	Low Loft \$96
STAIN	Cherry (CO), Dark Mocha (DM), Stone (ST), Teak (TK), Walnut (WL)	Bunk Bed \$141
A	Set of Fascia Rails	\$375
STAIN	Cherry (CO), Dark Mocha (DM), Stone (ST), Teak (TK), Walnut (WL)	Fascia Rails \$58

## LOWELL BEDROOM FURNITURE OVERVIEW

**Standard Features:**

Primary Material:	Red Oak Veneer
Side Panels:	Post & Panel Red Oak Veneer with Solid Red Oak Posts
Joinery:	Double Dowel, Glued and Mechanically Reinforced
Tops:	High Pressure Laminate with Backer
Top Edges:	3mm External High-Impact Thermoplastic
Drawer Fronts:	Solid Planked Red Oak with Half Moon Routed Pull (P15)
Hinges:	5-Knuckle
Door Pulls:	96mm Bow Pull (P3) - Attach On-Site
Sealer & Top Coat:	ModuV Resin Applied on Flat Line & Catalyzed Lacquer
Standard Finish:	Natural/Light Oak

**NOTE: DRESSERS & WARDROBES ARE TO BE WALL MOUNTED FOR SAFETY**

<b>Optional Finishes:</b>	Cherry
	Dark Mocha
	Stone
	Teak
	Walnut

**Testing:** ANSI/BIFMA X7.1-2011(R2016)



ANSI/BIFMA e3-2019 Furniture Sustainability Standard Sections 7.6.1, 7.6.2, and 7.6.3

LEED v4 EQ Credit: Low-Emitting Materials furniture evaluation criteria

The California Department of Public Health (CDPH) Standard Method v1.2 freestanding furniture Criteria

The Collaborative for High Performance Schools (CHPS) 2019 Core Criteria 3.0 EQ C6.1.4 Furniture and Furnishings

**Standard laminate and Edges:**

Top	Manufacturer	Model	Name	Edge
Natural Oak	Wilsonart	7928-38	Castle Oak	Castle Oak
Teak	Wilsonart	7209-60	Nepal Teak	Nepal Teak
Cherry	Formica	7759-58	Select Cherry	Select Cherry
Stone	Formica	6413-NG	Silver Riftwood	Silver Riftwood
Dark Mocha	Formica	8848-58	Blackened Legno	Blackened Legno
Walnut	Formica	6402-42	Thermo Walnut	Thermo Walnut

LOWELL | DESK | MOBILE PEDESTAL



GL3A



GL3A-2D



GL3YNP



GL3MP-2O



GL3MP-2D

MODEL	DESCRIPTION	DRAWERS	OPENINGS	DIMENSION	WT	LIST
GL3A	Desk   Pedestal	3	-	24"d x 42.75"w x 30.5"h	94 lbs	\$2,636
GL3A-2D	Desk   Pedestal	2	1	24"d x 42.75"w x 30.5"h	87 lbs	\$2,570
GL3YNP	Desk   Writing	-	-	24"d x 36.75"w x 30.5"h	59 lbs	\$1,193
*Knee space Keyboard or Pencil Trays Not Available for Lowell Writing Desks						
GL3MP-2O	Mobile Pedestal	-	2	18"d x 16.75"w x 22.5"h	50 lbs	\$1,362
Casters ship loose, attach on-site						
GL3MP-2D	Mobile Pedestal	2	-	18"d x 16.75"w x 22.5"h	58 lbs	\$1,739
Casters ship loose, attach on-site						

OPTIONS	DESCRIPTION	LIST
STAIN	Cherry (CO), Dark Mocha (DM), Stone (ST), Teak (TK), Walnut (WL)	Desks \$117
STAIN	Cherry (CO), Dark Mocha (DM), Stone (ST), Teak (TK), Walnut (WL)	Mobile Pedestal \$104
6	Lock   Drawer (cylinder style with strike plate) - per Drawer*	\$126
37	Lock   Hasp Kit for Drawer - per Drawer	\$57
11	Kneespace Pencil Tray   Pedestal Desk Only	\$232
34	Kneespace Sculptured Keyboard Tray - Pedestal Desk Only	\$250

\*If "keyed alike" locks or "master keys" are required, additional charges may apply.

LOWELL | DRESSERS & NIGHTSTANDS

NOTE: DRESSERS ARE DESIGNED TO BE BUILT-IN THROUGH SECURING THE CABINETS TO THE WALL.



MODEL	DESCRIPTION	DRAWERS	OPENINGS	DIMENSION	WT	LIST
GL4AWU-24	Built-In Dresser	3		24"d x 30.75"w x 30.5"h	95 lbs	\$2,286
<i>Lowell 3 drawer dresser is designed for traditional room configurations. Not intended to fit under a low lofted bed.</i>						
GL4BWU-18	Built-In Dresser	4		18"d x 30.75"w x 38.5"h	102 lbs	\$2,632
GL4CWU-18	Built-In Dresser	5		18"d x 30.75"w x 46.5"h	125 lbs	\$2,852
GL5A-1D	Nightstand	1	1	18"d x 16.5"w x 22.5"h	42 lbs	\$1,575
GL5A-2D	Nightstand	2	-	18"d x 16.5"w x 22.5"h	45 lbs	\$1,684

OPTIONS	DESCRIPTION	LIST
STAIN	Cherry (CO), Dark Mocha (DM), Stone (ST), Teak (TK), Walnut (WL)	Dressers \$117
STAIN	Cherry (CO), Dark Mocha (DM), Stone (ST), Teak (TK), Walnut (WL)	Nightstands \$104
6	Lock   Drawer (cylinder style with strike plate) - per Drawer*	\$126
37	Lock   Hasp Kit for Drawer - per Drawer	\$57

LOWELL | WARDROBES | TV STAND

NOTE: WARDROBES ARE DESIGNED TO BE BUILT-IN THROUGH SECURING THE CABINETS TO THE WALL.



GL6C2WU



GL6C2WU20-1DL  
GL6C2WU20-1DR



GL10TV60

MODEL	DESCRIPTION	DRAWERS	DIMENSION	WT	LIST
GL6C2WU	with Clothes Pole   2 Drawers	2	24"d x 37"w x 74.75"h	195 lbs	\$4,657
GL6C2WU20-1DL	with Clothes Pole   2 Drawers	2	24"d x 20.75"w x 74.75"h	147 lbs	\$4,071
GL6C2WU20-1DR	with Clothes Pole   2 Drawers	2	24"d x 20.75"w x 74.75"h	147 lbs	\$4,071
GL10TV60	TV Stand	-	18"d x 60"w x 30.5"h	70 lbs	\$2,243

OPTIONS	DESCRIPTION	LIST
STAIN	Cherry (CO), Dark Mocha (DM), Stone (ST), Teak (TK), Walnut (WL)	Wardrobe \$258
STAIN	Cherry (CO), Dark Mocha (DM), Stone (ST), Teak (TK), Walnut (WL)	TV Stand \$117
5	Lock   Wardrobe Door (cylinder style with and without slide bolt)*	\$175
6	Lock   Drawer (cylinder style with strike plate) - per Drawer*	\$126
37	Lock   Hasp Kit for Drawer - per Drawer	\$57
26	Glass Mirror   Unframed, 12 x 22, Clipped to Inside Wardrobe Door	\$131

\*If "keyed alike" locks or "master keys" are required, additional charges may apply.

LOWELL | PLATFORM BEDS

Notes:

Bed Deck: Particle Board | Deck Height: 14.25" high

Fits 36" x 80" Mattress which are Available and Sold Separately



GL9ND



GL9-2DR



GL9-2DL



GL9-3D

MODEL	DESCRIPTION	DRAWERS	SLEEP SURFACE	DIMENSION	WT	LIST
GL9ND	No Drawers *Mattress will be captured on 4 sides	-	Particle Board	37"d x 82"w x 17.5"h	116 lbs	\$2,656
GL9-2DR	Right Offset Drawers *Mattress will be captured on 4 sides	2	Particle Board	37"d x 82"w x 17.5"h	145 lbs	\$4,216
GL9-2DL	Left Offset Drawers *Mattress will be captured on 4 sides	2	Particle Board	37"d x 82"w x 17.5"h	145 lbs	\$4,216
GL9-3D	3 Equal Drawers *Mattress will be captured on 4 sides	3	Particle Board	37"d x 82"w x 17.5"h	140 lbs	\$4,475

OPTIONS	DESCRIPTION	LIST
STAIN	Cherry (CO), Dark Mocha (DM), Stone (ST), Teak (TK), Walnut (WL)	\$193
6	Lock   Drawer (cylinder style with strike plate) - per Drawer*	\$126
37	Lock   Hasp Kit for Drawer - per Drawer	\$57

\*If "keyed alike" locks or "master keys" are required, additional charges may apply.

LOWELL | TWIN | FULL | QUEEN BEDS

Notes:

Post and Panel Headboards and Footboards where applicable  
Mattresses and Box Springs Available and Sold Separately



GLB39\*



GLB54\*  
GLB60\*



GL18



GL18-54  
GL18-60

MODEL	DESCRIPTION	SLEEP SURFACE	DIMENSION	WT	LIST
GLB39*	Twin Headboard with Frame   Top Cap *GLB39 require 38"w Mattress and Box Spring	Frame	40.25"d x 78"w x 36"h	50 lbs	\$1,681
GLB54*	Double Headboard with Frame   Top Cap *GLB54 require 54"w Mattress and Box Spring	Frame	56.25"d x 78"w x 36"h	65 lbs	\$2,005
GLB60*	Queen Headboard with Frame   Top Cap *GLB60 require 60"w Mattress and Box Spring	Frame	62.25"d x 83"w x 36"h	80 lbs	\$2,125
GL18	Twin Bed	Sinuous Wire	36"d x 83.5"w x 36":26"h	76 lbs	\$2,522
GL18-54	Double Bed	Sinuous Wire	54"d x 83.5"w x 36":26"h	81 lbs	\$3,547
GL18-60	Queen Bed	Sinuous Wire	60"d x 83.5"w x 36":26"h	86 lbs	\$3,601

OPTIONS	DESCRIPTION	LIST
STAIN	Cherry (CO), Dark Mocha (DM), Stone (ST), Teak (TK), Walnut (WL)	Headboards \$102
STAIN	Cherry (CO), Dark Mocha (DM), Stone (ST), Teak (TK), Walnut (WL)	Beds \$105

## LOWELL | HEADBOARDS

## Notes:

Post and Panel Headboards and Footboards where applicable

Mattresses and Box Springs Available and Sold Separately



GLB39HB

GLB54HB  
GLB60HB

GL18HB

GL18-54HB  
GL18-60HB

MODEL	DESCRIPTION	SLEEP SURFACE	DIMENSION	WT	LIST
GLB39HB	Headboard   Twin   Top Cap	-	1.25"d x 40.25"w x 37.5"h	35 lbs	\$1,443
GLB54HB	Headboard   Double   Top Cap	-	1.25"d x 55.25"w x 37.5"h	65 lbs	\$1,873
GLB60HB	Headboard   Queen   Top Cap	-	1.25"d x 61.25"w x 37.5"h	80 lbs	\$1,943
*Hardware not included					
GL18HB	Headboard   Twin	-	1.25"d x 36"w x 36"h	35 lbs	\$1,188
GL18-54HB	Headboard   Double	-	1.25"d x 54"w x 36"h	40 lbs	\$1,715
GL18-60HB	Headboard   Queen	-	1.25"d x 60"w x 36"h	45 lbs	\$1,776
*Hardware not included					
OPTIONS	DESCRIPTION				LIST
STAIN	Cherry (CO), Dark Mocha (DM), Stone (ST), Teak (TK), Walnut (WL)				\$102

## TRANSITIONS BEDROOM FURNITURE OVERVIEW

**Standard Features:**

Primary Material:	Red Oak Veneer with Hardwood Core
Side Panels:	Red Oak Veneer with Hardwood Core
Joinery:	Double Dowel, Glued and Mechanically Reinforced
Tops:	High Pressure Laminate with Backer
Top Edges:	3mm External High-Impact Thermoplastic
Shelves:	Red Oak Veneer with Hardwood Core
Sealer & Top Coat:	ModuV Resin Applied on Flat Line
Standard Finish:	Natural/Light Oak

**Optional Finishes:**

Cherry  
Dark Mocha  
Stone  
Teak  
Walnut

**Testing:**

ANSI/BIFMA X7.1-2011(R2016)  
ANSI/BIFMA e3-2019 Furniture Sustainability Standard Sections 7.6.1, 7.6.2, and 7.6.3  
LEED v4 EQ Credit: Low-Emitting Materials furniture evaluation criteria  
The California Department of Public Health (CDPH) Standard Method v1.2 freestanding furniture Criteria  
The Collaborative for High Performance Schools (CHPS) 2019 Core Criteria 3.0 EQ C6.1.4 Furniture and Furnishings

**Standard laminate and Edges:**

Top	Manufacturer	Model	Name	Edge
Natural Oak	Wilsonart	7928-38	Castle Oak	Castle Oak
Teak	Wilsonart	7209-60	Nepal Teak	Nepal Teak
Cherry	Formica	7759-58	Select Cherry	Select Cherry
Stone	Formica	6413-NG	Silver Riftwood	Silver Riftwood
Dark Mocha	Formica	8848-58	Blackened Legno	Blackened Legno
Walnut	Formica	6402-42	Thermo Walnut	Thermo Walnut

TRANSITIONS | DRESSERS



TR4A



TR4B

MODEL	DESCRIPTION	OPENINGS	DIMENSION	WT	LIST
TR4A	Dresser	3	18"d x 30"w x 30.5"h	105 lbs	\$1,618
TR4B	Dresser	4	18"d x 30"w x 40"h	115 lbs	\$1,830

OPTIONS	DESCRIPTION	LIST
STAIN	Cherry (CO), Dark Mocha (DM), Stone (ST), Teak (TK), Walnut (WL)	\$117
16	Mounting System (with Floor Leveling Glides)   Nightstand & Dresser   Floor & Wall - Includes Alignment Template	\$180
16N	Mounting System (No Floor Leveling Glides)   Nightstand & Dresser   Floor & Wall - Includes Alignment Template	\$180
*Mounting kit includes components to attach to the floor/wall but not the bolts or screws for wall or floor anchoring		
TP	Tamper Proof Screws (Exposed Only)	\$339

TRANSITIONS | WRITING DESKS



TR3YNP-FMP

MODEL	DESCRIPTION	OPENINGS	DIMENSION	WT	LIST
TR3YNP-FMP	Desk   Writing with Full Modesty Panel	-	24"d x 36"w x 30"h	65 lbs	\$1,110

OPTIONS	DESCRIPTION	LIST
STAIN	Cherry (CO), Dark Mocha (DM), Stone (ST), Teak (TK), Walnut (WL)	\$117
16	Mounting System (with Floor Leviling Glides   Writing Desk   Floor & Wall - Includes Alignment Template	\$180
16N	Mounting System (No Floor Levelling Glides)   Writing Desk   Floor & Wall - Includes Alignment Template	\$180
*Mounting kit includes components to attach to the floor/wall but not the bolts or screws for wall or floor anchoring		
TP	Tamper Proof Screws	\$339

## TRANSITIONS | SLOPE TOP WARDROBE UNITS



TR6ST2-80



TR6ST1-4O-30



TR6ST1-4O-24

MODEL	DESCRIPTION	OPENINGS	DIMENSION	WT	LIST
TR6ST2-80	Wardrobe	8	23.5"d x 36"w x 70.5"h	210 lbs	\$3,111
TR6ST1-4O-30	Wardrobe	4	23.5"d x 30"w x 70.5"h	210 lbs	\$2,649
TR6ST1-4O-24	Wardrobe	4	23.5"d x 24"w x 70.5"h	200 lbs	\$2,509

OPTIONS	DESCRIPTION	LIST
STAIN	Cherry (CO), Dark Mocha (DM), Stone (ST), Teak (TK), Walnut (WL)	\$258
16	Mounting System (with Floor Leveling Glides)   Slope Tops   Floor & Wall - Includes Alignment Template	\$144
16N	Mounting System (No Floor Leveling Glides)   Slope Tops   Floor & Wall - Includes Alignment Template	\$144
*Mounting kit includes components to attach to the floor/wall but not the bolts or screws for wall or floor anchoring		
TP	Tamper Proof Screws (Exposed Only)	\$435

TRANSITIONS | NIGHTSTAND



TR5-20

MODEL	DESCRIPTION	OPENINGS	DIMENSION	WT	LIST
TR5-20	Nightstand	2	18"d x 15.75"w x 21"h	40 lbs	\$1,093

OPTIONS	DESCRIPTION	LIST
STAIN	Cherry (CO), Dark Mocha (DM), Stone (ST), Teak (TK), Walnut (WL)	\$104
16	Mounting System (with Floor Leveling Glides)   Nightstand & Dresser   Floor & Wall - Includes Alignment Template	\$180
16N	Mounting System (No Floor Leveling Glides)   Nightstand & Dresser   Floor & Wall - Includes Alignment Template	\$180
*Mounting kit includes components to attach to the floor/wall but not the bolts or screws for wall or floor anchoring		

TRANSITIONS | PLATFORM BEDS

Notes:

Bed Deck: 14" High | Standard 45lb Particleboard  
36" x 80" or 54" x 80" Mattresses Available and Sold Separately\*



TR9SF



TR9C



TR9C-54



TR9C-CUB

MODEL	DECSRIPTION	SLEEP SURFACE	DIMENSION	WT	LIST
TR9SF	Platform Bed with Concealed Steel Framing *Mattress will be captured on 4 sides	Particle Board	37.5"d x 81.5"w x 16.25"h	177 lbs	\$3,170
TR9C	Platform Bed *Mattress will be captured on 4 sides	Particle Board	37.5"d x 81.5"w x 16.25"h	140 lbs	\$2,108
TR9C-54	Double/Full Platform Bed *Mattress will be captured on 4 sides	Particle Board	55.5"d x 81.5"w x 16.25"h	175 lbs	\$2,884
TR9C-CUB	Platform Bed with 2 Cubbies *Mattress will be captured on 4 sides	Particle Board	37.5"d x 81.5"w x 16.25"h	145 lbs	\$3,562

OPTIONS	DESCRIPTION	LIST	STAIN
STAIN	Cherry (CO), Dark Mocha (DM), Stone (ST), Teak (TK), Walnut (WL)	\$193	
16	Mounting System (with Floor Levling Glides   Platform Bed Floor Mount	\$144	
16N	Mounting System (No Floor Leveling Glides)   Platform Bed Floor Mount	\$144	
35	Oak Veneer Headboard Extension (15" High)   Platform Beds - Twin	\$620	\$102
35D	Oak Veneer Headboard Extension (15" High)   Platform Beds - Double	\$643	\$102
63	Plywood Deck   Twin Platform Beds	\$260	
63WD	Plywood Deck   Twin Bed   Laminated white   Includes Perimeter Caulking Sealant	\$429	
63D	Plywood Deck   Double Platform Beds	\$317	
SS	Caulking   Perimeter sealant   Platform bed deck   Factory applied	\$65	
TP	Tamper Proof Screws (Exposed Only)	\$435	
RK3	Removable Restraint Rail Kit - 3" On Center from Floor	\$585	\$58

FORTRESS BEDROOM FURNITURE OVERVIEW

**Standard Features:**

Primary Material: Solid Red Oak  
 Side Panels: Solid Planked Red Oak  
 Joinery: Double Dowel, Glued and Mechanically Reinforced  
 Tops: Solid Planked Red Oak & Red Oak Veneer with Hardwood Core  
 Shelves: Red Oak Veneer with Hardwood Core  
 Sealer & Top Coat: ModuV Resin Applied on Flat Line  
 Standard Finish: Natural/Light Oak

**Optional Finishes:**

Cherry  
 Dark Mocha  
 Stone  
 Teak  
 Walnut

**Testing:**

ANSI/BIFMA X7.1-2011(R2016)  
 ANSI/BIFMA e3-2019 Furniture Sustainability Standard Sections 7.6.1, 7.6.2, and 7.6.3  
 LEED v4 EQ Credit: Low-Emitting Materials furniture evaluation criteria  
 The California Department of Public Health (CDPH) Standard Method v1.2 freestanding furniture Criteria  
 The Collaborative for High Performance Schools (CHPS) 2019 Core Criteria 3.0 EQ C6.1.4 Furniture and Furnishings



## FORTRESS | DRESSERS



FR4A

MODEL	DESC	DRAWERS	OPENINGS	DIMENSION	WT	LIST
FR4A	Dresser	-	3	24"d x 30"w x 30"h	105 lbs	\$1,842

OPTIONS	DESCRIPTION	LIST
STAIN	Cherry (CO), Dark Mocha (DM), Stone (ST), Teak (TK), Walnut (WL)	\$117
16	Mounting System (with Floor Leveling Glides)   Nightstand & Dresser   Floor & Wall - Includes Alignment Template	\$180
16N	Mounting System (No Floor Leveling Glides)   Nightstand & Dresser   Floor & Wall - Includes Alignment Template	\$180
*Mounting kit includes components to attach to the floor/wall but not the bolts or screws for wall or floor anchoring		
TP	Tamper Proof Screws (Exposed Only)	\$339

FORTRESS | DESKS



FR3YNP-FMP

MODEL	DESCRIPTION	OPENINGS	DIMENSION	WT	LIST
FR3YNP-FMP	Desk   Writing with Full Modesty Panel	-	24"d x 36"w x 30"h	46 lbs	\$1,424

OPTIONS	DESCRIPTION	LIST
STAIN	Cherry (CO), Dark Mocha (DM), Stone (ST), Teak (TK), Walnut (WL)	\$117
16	Mounting System (with Floor Levlling Glides   Writing Desk   Floor & Wall - Includes Alignment Template	\$180
16N	Mounting System (No Floor Levelling Glides)   Writing Desk   Floor & Wall - Includes Alignment Template	\$180
*Mounting kit includes components to attach to the floor/wall but not the bolts or screws for wall or floor anchoring		
TP	Tamper Proof Screws (Exposed Only)	\$339

## FORTRESS | SLOPE TOP WARDROBE UNITS



FR6STD-80



FR6ST-40



FR6STS-40

MODEL	DESC	DRAWERS	OPENINGS	DIMENSION	WT	LIST
FR6STD-80	Wardrobe	-	8	24"d x 36"w x 70"h	210 lbs	\$3,493
FR6ST-40	Wardrobe	-	4	24"d x 30"w x 70"h	190 lbs	\$2,991
FR6STS-40	Wardrobe	-	4	24"d x 18"w x 70"h	185 lbs	\$2,638

OPTIONS	DESCRIPTION	LIST
STAIN	Cherry (CO), Dark Mocha (DM), Stone (ST), Teak (TK), Walnut (WL)	\$258
16	Mounting System (with Floor Leveling Glides)   Nightstand & Dresser   Floor & Wall - Includes Alignment Template	\$180
16N	Mounting System (No Floor Leveling Glides)   Nightstand & Dresser   Floor & Wall - Includes Alignment Template	\$180
*Mounting kit includes components to attach to the floor/wall but not the bolts or screws for wall or floor anchoring		
TP	Tamper Proof Screws (Exposed Only)	\$435

FORTRESS | NIGHTSTANDS



FR5-20



FR5-30

MODEL	DESC	DRAWERS	OPENINGS	DIMENSION	WT	LIST
FR5-20	Nightstand	-	2	18"d x 15.75"w x 21"h	40 lbs	\$1,118
FR5-30	Nightstand	-	3	18"d x 15.75"w x 30"h	45 lbs	\$1,271

OPTIONS	DESCRIPTION	LIST
STAIN	Cherry (CO), Dark Mocha (DM), Stone (ST), Teak (TK), Walnut (WL)	\$104
16	Mounting System (with Floor Leveling Glides)   Nightstand & Dresser   Floor & Wall - Includes Alignment Template	\$180
16N	Mounting System (No Floor Leveling Glides)   Nightstand & Dresser   Floor & Wall - Includes Alignment Template	\$180
*Mounting kit includes components to attach to the floor/wall but not the bolts or screws for wall or floor anchoring		
TP	Tamper Proof Screws (Exposed Only)	\$288

FORTRESS | PLATFORM BEDS

Notes:

Bed Deck: Particle Board | Deck Height: FR9SF: 18" | FR9C: 14"  
36" x 80" Mattress Available and Sold Separately\*



FR9SF



FR9SF-RR



FR9SF-CUB



FR9C

MODEL	DECSRIPTION	SLEEP SURFACE	DIMENSION	WT	LIST
FR9SF	Internal Steel Frame *Mattress will be captured on 4 sides	Particle Board	37.5"d x 82"w x 20.75"h	170 lbs	\$3,816
FR9SF-RR	Internal Steel Frame with Restraint Rails *Mattress will be captured on 4 sides	Particle Board	37.5"d x 82"w x 20.75"h	177 lbs	\$4,137
FR9SF-CUB	Internal Steel Frame with Cubbies *Mattress will be captured on 4 sides	Particle Board	37.5"d x 82"w x 20.75"h	185 lbs	\$5,025
FR9C	Platform Bed *Mattress will be captured on 4 sides	Particle Board	37.5"d x 81.5"w x 15.5"h	130 lbs	\$2,364

OPTIONS	DESCRIPTION	LIST	STAIN
STAIN	Cherry (CO), Dark Mocha (DM), Stone (ST), Teak (TK), Walnut (WL)	\$193	
16	Mounting System (with Floor Levling Glides   Platform Bed Floor Mount	\$144	
16N	Mounting System (No Floor Leveling Glides)   Platform Bed Floor Mount	\$144	
*Mounting kit includes components to attach to the floor/wall but not the bolts or screws for wall or floor anchoring			
35	Oak Veneer Headboard Extension (15" High)   Platform Beds - Twin	\$620	\$102
63	Plywood Deck   Twin Platform Beds	\$260	
WD	Bed Deck   Twin Bed   Laminated white   Includes Perimeter Caulking Sealant	\$702	
SS	Caulking   Perimeter sealant   Platform bed deck   Factory applied	\$65	
TP	Tamper Proof Screws (Exposed Only)	\$435	
RK3	Removable Restraint Rail Kit - 3" On Center from Floor	\$585	\$58

## ZEAL BEDROOM FURNITURE OVERVIEW

**Standard Features:**

Primary Material:	Red Oak Veneer
Side Panels:	Red Oak Veneer with Hardwood Core
Joinery:	Double Dowel, Glued and Mechanically Reinforced
Tops:	High Pressure Laminate with Backer
Top Edges:	3mm External High-Impact Thermoplastic
Drawer Fronts:	Solid Planked Red Oak with Half Moon Routed Pull
Drawers:	Top Drawer Restricted from Full Opening and Removal without Tool on ZE4AS, ZE4BS, ZE6C2S
Hinges:	Full Length Piano
Door Pulls:	96mm Nickel Waterfall Edge (P8) - Attach On-Site
Sealer & Top Coat:	ModuV Resin Applied on Flat Line
Standard Finish:	Natural/Light Oak

**Optional Finishes:**

Cherry  
Dark Mocha  
Stone  
Teak  
Walnut

**Testing:**

ANSI/BIFMA X7.1-2011(R2016)  
ANSI/BIFMA e3-2019 Furniture Sustainability Standard Sections 7.6.1, 7.6.2, and 7.6.3  
LEED v4 EQ Credit: Low-Emitting Materials furniture evaluation criteria  
The California Department of Public Health (CDPH) Standard Method v1.2 freestanding furniture Criteria  
The Collaborative for High Performance Schools (CHPS) 2019 Core Criteria 3.0 EQ C6.1.4 Furniture and Furnishings  
ASTM F2057 STURDY

**Standard laminate and Edges:**

Top	Manufacturer	Model	Name	Edge
Natural Oak	Wilsonart	7928-38	Castle Oak	Castle Oak
Teak	Wilsonart	7209-60	Nepal Teak	Nepal Teak
Cherry	Formica	7759-58	Select Cherry	Select Cherry
Stone	Formica	6413-NG	Silver Riftwood	Silver Riftwood
Dark Mocha	Formica	8848-58	Blackened Legno	Blackened Legno
Walnut	Formica	6402-42	Thermo Walnut	Thermo Walnut

ZEAL | DESK



ZE3ZNP-FMP

MODEL	DESCRIPTION	OPENINGS	DIMENSION	WT	LIST
ZE3ZNP-FMP	Desk   Writing with Full Modesty Panel	-	18"d x 30"w x 30"h	40 lbs	\$1,020

OPTIONS	DESCRIPTION	LIST
STAIN	Cherry (CO), Dark Mocha (DM), Stone (ST), Teak (TK), Walnut (WL)	\$117

ZEAL | DRESSER



ZE4AS-18



ZE4BS-18

MODEL	DESCRIPTION	DRAWERS	DIMENSION	WT	LIST
ZE4AS-18	Dresser	3	18"d x 30"w x 31.25"h	123 lbs	\$2,249
ZE4BS-18	Dresser	4	18"d x 30"w x 40.25"h	145 lbs	\$2,611

OPTIONS	DESCRIPTION	LIST
STAIN	Cherry (CO), Dark Mocha (DM), Stone (ST), Teak (TK), Walnut (WL)	\$117
6	Lock   Drawer (cylinder style with strike plate) - per Drawer*	\$126
37	Lock   Hasp Kit for Drawer - per Drawer	\$57

\*If "keyed alike" locks or "master keys" are required, additional charges may apply.

## ZEAL | NIGHTSTAND



ZE5A-1D



ZE5A-2D



ZE5B-3D



ZE5B-DD

MODEL	DESCRIPTION	DRAWERS	OPENINGS	DIMENSION	WT	LIST
ZE5A-1D	Nightstand	1	1	18"d x 15.75"w x 20.5"h	45 lbs	\$1,198
ZE5A-2D	Nightstand	2	-	18"d x 15.75"w x 20.5"h	50 lbs	\$1,277
ZE5B-3D	Nightstand	3	-	18"d x 15.75"w x 30"h	65 lbs	\$1,502
ZE5B-DD	Nightstand	1	1	18"d x 15.75"w x 30"h	55 lbs	\$1,779

OPTIONS	DESCRIPTION	LIST
STAIN	Cherry (CO), Dark Mocha (DM), Stone (ST), Teak (TK), Walnut (WL)	\$104
6	Lock   Drawer (cylinder style with strike plate) - per Drawer*	\$126
37	Lock   Hasp Kit for Drawer - per Drawer	\$57

\*If "keyed alike" locks or "master keys" are required, additional charges may apply.

## ZEAL | WARDROBE

**Notes:** Single Door Wardrobe Doors Open Left



ZE6BS



ZE6BS-1DL



ZE6CS2

MODEL	DESCRIPTION	DRAWERS	DOORS	DIMENSION	WT	LIST
ZE6BS	with Clothing Suspension	-	2	23"d x 30"w x 78"h	234 lbs	\$3,934
ZE6BS-3V	with 4 Openings	-	2	23"d x 30"w x 78"h	250 lbs	\$4,209
ZE6BS-1DL	with Clothing Suspension	-	1	23"d x 20"w x 78"h	197 lbs	\$3,179
ZE6BS-1DL-3V	with 4 Openings	-	1	23"d x 20"w x 78"h	210 lbs	\$3,692
ZE6CS2	with Clothing Suspension	2	2	23"d x 30"w x 78"h	256 lbs	\$4,870
ZE6CS2-2V	with 3 Openings	2	2	23"d x 30"w x 78"h	266 lbs	\$5,013

OPTIONS	DESCRIPTION	LIST
STAIN	Cherry (CO), Dark Mocha (DM), Stone (ST), Teak (TK), Walnut (WL)	\$258
5	Lock   Wardrobe Door (cylinder style with and without slide bolt)*	\$175
6	Lock   Drawer (cylinder style with strike plate) - per Drawer*	\$126
37	Lock   Hasp Kit for Drawer - per Drawer	\$57

\*If "keyed alike" locks or "master keys" are required, additional charges may apply.

**ZEAL | PLATFORM BEDS**

**Notes:**

Bed Deck: Particle Board | Deck Height: 14"h

Fits 36" x 80" Mattress which are Available and Sold Separately\*



ZE9-2D



ZE9-3D



ZE9-2DR



ZE9-2DL

MODEL	DESCRIPTION	DRAWERS	DIMENSION	WT	LIST
ZE9-2D	Platform Bed   Full Length Drawers *Mattress will be captured on All Four Sides	2	37.5"d x 81.5"w x 16.25"h	145 lbs	\$3,178
ZE9-3D	Platform Bed   Full Length Drawers *Mattress will be captured on All Four Sides	3	37.5"d x 81.5"w x 16.25"h	150 lbs	\$3,426
ZE9-2DR	2 Offset Drawers   Right Facing *Mattress will be captured on All Four Sides	2	37.5"d x 81.5"w x 16.25"h	150 lbs	\$3,434
ZE9-2DL	2 Offset Drawers   Left Facing *Mattress will be captured on All Four Sides	2	37.5"d x 81.5"w x 16.25"h	150 lbs	\$3,434

OPTIONS	DESCRIPTION	LIST	STAIN
STAIN	Cherry (CO), Dark Mocha (DM), Stone (ST), Teak (TK), Walnut (WL)		\$193
6	Lock   Drawer (cylinder style with strike plate) - per Drawer*	\$126	
37	Lock   Hasp Kit for Drawer - per Drawer	\$57	
35	Oak Veneer Headboard Extension (15" High)   Platform Beds - Twin	\$620	\$102
63	Plywood Deck   Twin Platform Beds	\$260	
63WD	Plywood Deck   Twin Bed   Laminated white   Includes Perimeter Caulking Sealant	\$429	
SS	Caulking   Perimeter sealant   Platform bed deck   Factory applied	\$65	

\*If "keyed alike" locks or "master keys" are required, additional charges may apply.

## BOX SPRING/FOUNDATION - NYLON | HEX | VINYL | QUILTED

MODEL	TYPE	CORE	TICKING	SEAM	DIMENSION	WT	LIST
BSF3675BS	Foundation	-	Nylon Cover	Inverted Seam Sewn	36"w x 75"d x 8"h	30 lbs	\$867
BSF3675H	Foundation	-	Hexcel Nylon Cover	Inverted Seam Sewn	36"w x 75"d x 8"h	30 lbs	\$907
BSF3675V	Foundation	-	Vinyl Cover	Inverted Seam Sewn	36"w x 75"d x 8"h	30 lbs	\$867
BSF3675QT	Foundation	-	Quilted Cover	Inverted Seam Sewn	36"w x 75"d x 8"h	30 lbs	\$933
BSF3680BS	Foundation	-	Nylon Cover	Inverted Seam Sewn	36"w x 80"d x 8"h	30 lbs	\$867
BSF3680H	Foundation	-	Hexcel Nylon Cover	Inverted Seam Sewn	36"w x 80"d x 8"h	30 lbs	\$925
BSF3680V	Foundation	-	Green Vinyl Cover	Inverted Seam Sewn	36"w x 80"d x 8"h	30 lbs	\$867
BSF3680QT	Foundation	-	Quilted Cover	Inverted Seam Sewn	36"w x 80"d x 8"h	30 lbs	\$999
BSF3875BS	Foundation	-	Nylon Cover	Inverted Seam Sewn	38"w x 75"d x 8"h	35 lbs	\$867
BSF3875H	Foundation	-	Hexcel Nylon Cover	Inverted Seam Sewn	38"w x 75"d x 8"h	35 lbs	\$925
BSF3875V	Foundation	-	Vinyl Cover	Inverted Seam Sewn	38"w x 75"d x 8"h	35 lbs	\$867
BSF3875QT	Foundation	-	Quilted Cover	Inverted Seam Sewn	38"w x 75"d x 8"h	35 lbs	\$954
BSF3880BS	Foundation	-	Nylon Cover	Inverted Seam Sewn	38"w x 80"d x 8"h	35 lbs	\$893
BSF3880H	Foundation	-	Hexcel Nylon Cover	Inverted Seam Sewn	38"w x 80"d x 8"h	35 lbs	\$933
BSF3880V	Foundation	-	Vinyl Cover	Inverted Seam Sewn	38"w x 80"d x 8"h	35 lbs	\$893
BSF3880QT	Foundation	-	Quilted Cover	Inverted Seam Sewn	38"w x 80"d x 8"h	35 lbs	\$986
BSF5475BS	Foundation	-	Nylon Cover	Inverted Seam Sewn	54"w x 75"d x 8"h	70 lbs	\$1,089
BSF5475H	Foundation	-	Hexcel Nylon Cover	Inverted Seam Sewn	54"w x 75"d x 8"h	70 lbs	\$1,172
BSF5475V	Foundation	-	Vinyl Cover	Inverted Seam Sewn	54"w x 75"d x 8"h	70 lbs	\$1,089
BSF5475QT	Foundation	-	Quilted Cover	Inverted Seam Sewn	54"w x 75"d x 8"h	70 lbs	\$1,172
BSF5480BS	Foundation	-	Nylon Cover	Inverted Seam Sewn	54"w x 80"d x 8"h	70 lbs	\$1,130
BSF5480H	Foundation	-	Hexcel Nylon Cover	Inverted Seam Sewn	54"w x 80"d x 8"h	70 lbs	\$1,213
BSF5480V	Foundation	-	Green Vinyl Cover	Inverted Seam Sewn	54"w x 80"d x 8"h	70 lbs	\$1,130
BSF5480QT	Foundation	-	Quilted Cover	Inverted Seam Sewn	54"w x 80"d x 8"h	70 lbs	\$1,213
BSF6080BS	Foundation	-	Nylon Cover	Inverted Seam Sewn	60"w x 80"d x 8"h	70 lbs	\$1,213
BSF6080H	Foundation	-	Hexcel Nylon Cover	Inverted Seam Sewn	60"w x 80"d x 8"h	70 lbs	\$1,294
BSF6080V	Foundation	-	Green Vinyl Cover	Inverted Seam Sewn	60"w x 80"d x 8"h	70 lbs	\$1,213
BSF6080QT	Foundation	-	Quilted Cover	Inverted Seam Sewn	60"w x 80"d x 8"h	70 lbs	\$1,294

## MATTRESSES - NYLON | HEX | VINYL | QUILTED

MODEL	TYPE	CORE	TICKING	SEAM	DIMENSION	WT	LIST
MTFIVS3675BS	Innerspring	Innerspring	Nylon Cover	Inverted Seam Sewn	36"w x 75"d x 8"h	35 lbs	\$955
MTFIVS3675H	Innerspring	Innerspring	Hexcel Nylon Cover	Inverted Seam Sewn	36"w x 75"d x 8"h	35 lbs	\$982
MTFIVS3675V	Innerspring	Innerspring	Vinyl Cover	Inverted Seam Sewn	36"w x 75"d x 8"h	35 lbs	\$955
MTF3675QT	Innerspring	Innerspring	Quilted Cover	Tape Edge Sewn	36"w x 75"d x 8"h	35 lbs	\$1,462
MTFIVS3680BS	Innerspring	Innerspring	Nylon Cover	Inverted Seam Sewn	36"w x 80"d x 8"h	35 lbs	\$988
MTFIVS3680H	Innerspring	Innerspring	Hexcel Nylon Cover	Inverted Seam Sewn	36"w x 80"d x 8"h	35 lbs	\$1,015
MTFIVS3680V	Innerspring	Innerspring	Vinyl Cover	Inverted Seam Sewn	36"w x 80"d x 8"h	35 lbs	\$988
MTF3680QT	Innerspring	Innerspring	Quilted Cover	Tape Edge Sewn	36"w x 80"d x 8"h	35 lbs	\$1,495
MTFIVS3875BS	Innerspring	Innerspring	Nylon Cover	Inverted Seam Sewn	38"w x 75"d x 8"h	40 lbs	\$969
MTFIVS3875H	Innerspring	Innerspring	Hexcel Nylon Cover	Inverted Seam Sewn	38"w x 75"d x 8"h	40 lbs	\$995
MTFIVS3875V	Innerspring	Innerspring	Vinyl Cover	Inverted Seam Sewn	38"w x 75"d x 8"h	40 lbs	\$969
MTF3875QT	Innerspring	Innerspring	Quilted Cover	Tape Edge Sewn	38"w x 75"d x 8"h	40 lbs	\$1,462
MTFIVS3880BS	Innerspring	Innerspring	Nylon Cover	Inverted Seam Sewn	38"w x 80"d x 8"h	40 lbs	\$1,040
MTFIVS3880H	Innerspring	Innerspring	Hexcel Nylon Cover	Inverted Seam Sewn	38"w x 80"d x 8"h	40 lbs	\$1,079
MTFIVS3880V	Innerspring	Innerspring	Vinyl Cover	Inverted Seam Sewn	38"w x 80"d x 8"h	40 lbs	\$1,040
MTF3880QT	Innerspring	Innerspring	Quilted Cover	Tape Edge Sewn	38"w x 80"d x 8"h	40 lbs	\$1,495
MTFIVS5475BS	Innerspring	Innerspring	Nylon Cover	Inverted Seam Sewn	54"w x 75"d x 8"h	75 lbs	\$1,215
MTFIVS5475H	Innerspring	Innerspring	Hexcel Nylon Cover	Inverted Seam Sewn	54"w x 75"d x 8"h	75 lbs	\$1,293
MTFIVS5475V	Innerspring	Innerspring	Vinyl Cover	Inverted Seam Sewn	54"w x 75"d x 8"h	75 lbs	\$1,215
MTF5475QT	Innerspring	Innerspring	Quilted Cover	Tape Edge Sewn	54"w x 75"d x 8"h	75 lbs	\$1,684
MTFIVS5480BS	Innerspring	Innerspring	Nylon Cover	Inverted Seam Sewn	54"w x 80"d x 8"h	75 lbs	\$1,287
MTFIVS5480H	Innerspring	Innerspring	Hexcel Nylon Cover	Inverted Seam Sewn	54"w x 80"d x 8"h	75 lbs	\$1,385
MTFIVS5480V	Innerspring	Innerspring	Vinyl Cover	Inverted Seam Sewn	54"w x 80"d x 8"h	75 lbs	\$1,287
MTF5480QT	Innerspring	Innerspring	Quilted Cover	Tape Edge Sewn	54"w x 80"d x 8"h	75 lbs	\$1,897
MTFIVS6080BS	Innerspring	Innerspring	Nylon Cover	Inverted Seam Sewn	60"w x 80"d x 8"h	75 lbs	\$1,443
MTFIVS6080H	Innerspring	Innerspring	Hexcel Nylon Cover	Inverted Seam Sewn	60"w x 80"d x 8"h	75 lbs	\$1,508
MTFIVS6080V	Innerspring	Innerspring	Vinyl Cover	Inverted Seam Sewn	60"w x 80"d x 8"h	75 lbs	\$1,443
MTF6080QT	Innerspring	Innerspring	Quilted Cover	Tape Edge Sewn	60"w x 80"d x 8"h	75 lbs	\$2,365


## MODUMATTRESS - BEHAVIORAL HEALTH MATTRESSES

MODEL	TYPE	CORE	TICKING	SEAM	PILLOW	DIMENSION	WT	LIST
MTF3680VMX-DD	Foam Core	Foam	Vinyl Cover	RF Welded	-	36"w x 80"d x 6"h	22 lbs	\$1,680
MTF3680VMX-DD1P	Foam Core	Foam	Vinyl Cover	RF Welded	1	36"w x 80"d x 6"h	22 lbs	\$1,780
MTF3680VMX-DD2P	Foam Core	Foam	Vinyl Cover	RF Welded	2	36"w x 80"d x 6"h	22 lbs	\$1,850
MTF2575VMX-DD	Foam Core	Foam	Vinyl Cover	RF Welded	-	25"w x 75"d x 6"h	20 lbs	\$1,374
MTF3680MX-DD	Foam Core	Foam	Polyurethane Cover	RF Welded	-	36"w x 80"d x 6"h	22 lbs	\$1,805
MTF3680MX-DD1P	Foam Core	Foam	Polyurethane Cover	RF Welded	1	36"w x 80"d x 6"h	22 lbs	\$1,905
MTF3680MX-DD2P	Foam Core	Foam	Polyurethane Cover	RF Welded	2	36"w x 80"d x 6"h	22 lbs	\$1,980
MTF2575MX-DD	Foam Core	Foam	Polyurethane Cover	RF Welded	-	25"w x 75"d x 6"h	20 lbs	\$1,457
MTF3680SAMX-DD	Foam Core	Foam	Ripstop Cover	RF Welded	-	36"w x 80"d x 6"h	22 lbs	\$1,921
MTF3680SAMX-DD1P	Foam Core	Foam	Ripstop Cover	RF Welded	1	36"w x 80"d x 6"h	22 lbs	\$1,938
MTF3680SAMX-DD2P	Foam Core	Foam	Ripstop Cover	RF Welded	2	36"w x 80"d x 6"h	22 lbs	\$2,165
MTF2575SAMX-DD	Foam Core	Foam	Ripstop Cover	RF Welded	-	25"w x 75"d x 6"h	20 lbs	\$1,499
MTF5475SAMX-DD	Foam Core	Foam	Ripstop Cover	RF Welded	-	54"w x 75"d x 6"h	-	\$2,343
MTF5480SAMX-DD	Foam Core	Foam	Ripstop Cover	RF Welded	-	54"w x 80"d x 6"h	-	\$2,402
MTF6080SAMX-DD	Foam Core	Foam	Ripstop Cover	RF Welded	-	60"w x 80"d x 6"h	-	\$2,611

STATEMENT OF LINE - MOLDED



50-701



50-702



MRK01



5000-20

## MODUMAXX STACKING CHAIR

**Standard Features:**

- Shell:** One-Piece and Seamless  
Injection Molded and High-Impact Polypropylene with UV Light Stabilizers to Prevent Fading  
No Seams, Springs, or Other Components that can Break Down or Become Detached  
Pigmented Color is Homogeneous Throughout Rather Than Just Skin Surface  
Clean with Mild Detergents, Steam, or Other Bleach-Based Agents  
Ships Fully Assembled
- Feet:** Double Angled to Reduce Stress and Maintain Stability
- Seat:** 36 Interlocking Reinforcing Rib Cells and Five Points of Reinforcement at Rear Legs for Maximum Strength
- Stack:** Up to 20 High
- Attributes:** Flame Retardent and Self-Extinguishing
- Colors:**
- |     |              |
|-----|--------------|
| 225 | Splash       |
| 426 | Slate Blue   |
| 700 | Sandstream   |
| 845 | Flannel Grey |

**Testing:** ANSI/BIFMA X7.1-2011(R2016)

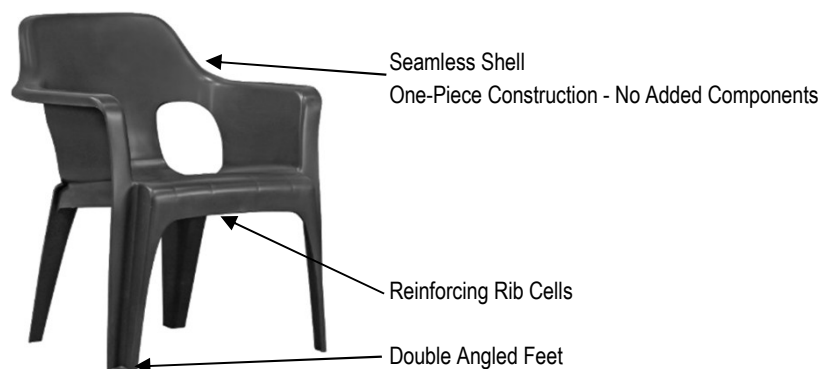
ANSI/BIFMA e3-2019 Furniture Sustainability Standard Sections 7.6.1, 7.6.2, and 7.6.3

LEED v4 EQ Credit: Low-Emitting Materials furniture evaluation criteria

The California Department of Public Health (CDPH) Standard Method v1.2 freestanding furniture Criteria

The Collaborative for High Performance Schools (CHPS) 2019 Core Criteria 3.0 EQ C6.1.4 Furniture and Furnishings

State of California TB133 Flammability



5000 | MODUMAXX STACKING ARM CHAIR



5000-20



MODEL	DESCRIPTION	SEAT & BACK	DIMENSION	AH	AW	SH	SW	SD	WT
5000-20	Armchair   Stacking	Polypropylene	24"d x 24"w x 33"h	26"	3"	18"	17.5"	18"	10 lbs

MODEL	225   Splash	426   Slate Blue	700   Sandstream	845   Flannel Grey
5000-20	\$245	\$245	\$245	\$245

MODUMAXX MULTIPURPOSE CHAIRS | MODUROCKER

Standard Features:

**Shell:** One-Piece, Sealed, and Seamless  
Rotationally Molded Linear, Low Density Polyethylene with UV Light Stabilizers to Prevent Fading  
No Seams, Springs, or Other Components that can Break Down or Become Detached  
Pigmented Color is Homogeneous Throughout Rather Than Just Skin Surface  
Clean with Mild Detergents, Steam, or Other Bleach-Based Agents  
ModuMaxx Chair Features Safe, Secure, and Integrated Molded-In Handle  
Ships Fully Assembled

**Interior:** Hollow | Ballasting Option Available for Adding Weight

**Option:** Ballast Access Cover (BAC)  
Attaches with Steel-On-Steel Fastening  
Safe, Secure, and Durable  
Easily Add or Remove Ballasting Material



**OPTIONAL BALLAST ACCESS DOOR**  
Unique Steel-On-Steel Attachment System

**Attributes:** Flame Retardant and Self-Extinguishing

<b>Colors:</b>	201	Citrus	445	Surf
	220	Leaf	705	Soothe
	360	Grape	719	Earthy
	404	Cobalt	728	Drift
	426	Slate Blue	902	Shade

Secure Molded & Integrated Handle

One-Piece Construction  
No Added Components  
Seamless Shell

**Testing:** ANSI/BIFMA X7.1-2011(R2016)  
ANSI/BIFMA e3-2019 Furniture Sustainability Standard Sections 7.6.1, 7.6.2, and 7.6.3  
LEED v4 EQ Credit: Low-Emitting Materials furniture evaluation criteria  
The California Department of Public Health (CDPH) Standard Method v1.2 freestanding furniture Criteria  
The Collaborative for High Performance Schools (CHPS) 2019 Core Criteria 3.0 EQ C6.1.4 Furniture and Furnishings  
State of California TB133 Flammability




Ballast with Weight if Necessary

5000 | MODUMAXX MULTIPURPOSE CHAIRS



50-701PC



50-702PC

MODEL	DESCRIPTION	SEAT & BACK	DIMENSION	AH	AW	SH	SW	SD	WT	LIST
50-701PC	Chair   Armless	Polyethylene	25"d x 21"w x 33"h	-	-	17.5"	17.5"	18"	20 lbs	\$926
50-702PC	Chair   Arm	Polyethylene	25"d x 24"w x 33"h	26"	2"	17.5"	17.5"	18"	28 lbs	\$1,120



OPTIONS	DESCRIPTION	LIST
50-BAC-BK	Secure Ballast Access Door	\$169
SND-50	Ballasting - 50 Lbs.	\$116

NOTE: Heavy-strength, industrial plastic bags should be used to contain ballasting material when adding weight (not included). Once filled, end should be securely tied off.

MODUROCKER



MODEL	DESCRIPTION	SEAT & BACK	DIMENSION	AH	AW	SH	SW	SD	WT	LIST
MRK01PC	Rocking Chair	Polyethylene	34.5"d x 27.5"w x 37.5"h	26"	2"	17.75"	19.25"	18"	37 lbs	\$1,873

OPTIONS	DESCRIPTION		LIST
	50-BAC-BK	Secure Ballast Access Door	\$169
	SND-50	Ballasting - 50 Lbs.	\$116

NOTE: Heavy-strength, industrial plastic bags should be used to contain ballasting material when adding weight (not included). Once filled, end should be securely tied off.

STATEMENT OF LINE - WOOD



LS701UBS



LS701AW



LS716UBS



LS716AW

## LS SLED BASE SIDE CHAIRS

**Standard Features:**

Primary Material: Red Oak  
 Side Frame: 1" Thick Solid Planked Red Oak  
 Joinery: Double Dowel, Glued and Mechanically Reinforced  
 Back: Curved Hardwood Plywood  
 Seat: All Wood is Hardwood Plywood. Upholstery Options Available  
 Sealer & Top Coat: Frame is ModuV Resin Applied on Flat Line  
 Standard Finish: Natural/Light Oak

**Optional Finishes:**

Cherry  
 Dark Mocha  
 Stone  
 Teak  
 Walnut

**Fabric Note:**

All Yardage Requirements Based on Non-Directional 54" Wide Continuous; Between Selvage (Self-Finished)  
 All Fabrics Must be Backed with ModuForm Approved Backing

**Testing:**

ANSI/BIFMA X7.1-2011(R2016)  
 ANSI/BIFMA e3-2019 Furniture Sustainability Standard Sections 7.6.1, 7.6.2, and 7.6.3  
 LEED v4 EQ Credit: Low-Emitting Materials furniture evaluation criteria  
 The California Department of Public Health (CDPH) Standard Method v1.2 freestanding furniture Criteria  
 The Collaborative for High Performance Schools (CHPS) 2019 Core Criteria 3.0 EQ C6.1.4 Furniture and Furnishings

## LS SERIES SIDE | 2 POSITION CHAIRS

## Notes:

AW = All Wood | US = Upholstered Seat | UBS = Upholstered Back &amp; Seat



LS701AW



LS701UBS



LS716AW



LS716UBS

MODEL	DESCRIPTION	SEAT	BACK	DIMENSION	AH	AW	SH	SW	SD	WT	YDS
LS701AW	Side Chair	Wood	Wood	20.25"d x 20"w x 31.25"h	-	1"	17.5"	20"	18"	16 lbs	-
LS701US	Side Chair	Fabric	Wood	20.25"d x 20"w x 31.25"h	-	1"	17.5"	20"	18"	16 lbs	0.4
LS701UBS	Side Chair	Fabric	Fabric	20.25"d x 20"w x 31.25"h	-	1"	17.5"	20"	18"	16 lbs	0.75
LS716AW	2 Position Chair	Wood	Wood	29.5"d x 20"w x 31.25"h	-	1"	17.5"	20"	18"	21 lbs	-
LS716US	2 Position Chair	Fabric	Wood	29.5"d x 20"w x 31.25"h	-	1"	17.25"	20"	18"	21 lbs	0.4
LS716UBS	2 Position Chair	Fabric	Fabric	29.5"d x 20"w x 31.25"h	-	1"	17.25"	20"	18"	21 lbs	0.75

MODEL	WOOD	COM	A	B	C	D	E	F	G	H	I	J	K	L	M	N
LS701AW	\$1,036	-	-	-	-	-	-	-	-	-	-	-	-	-	-	-
LS701US	-	\$1,006	\$1,013	\$1,020	\$1,029	\$1,036	\$1,044	\$1,053	\$1,065	\$1,079	\$1,093	\$1,107	\$1,122	\$1,135	\$1,149	\$1,164
LS701UBS	-	\$1,111	\$1,143	\$1,156	\$1,174	\$1,188	\$1,205	\$1,225	\$1,251	\$1,283	\$1,314	\$1,347	\$1,378	\$1,411	\$1,443	\$1,479
LS716AW	\$1,126	-	-	-	-	-	-	-	-	-	-	-	-	-	-	-
LS716US	-	\$1,107	\$1,112	\$1,119	\$1,128	\$1,135	\$1,143	\$1,152	\$1,164	\$1,178	\$1,192	\$1,206	\$1,221	\$1,234	\$1,248	\$1,263
LS716UBS	-	\$1,185	\$1,217	\$1,230	\$1,248	\$1,261	\$1,275	\$1,292	\$1,314	\$1,341	\$1,367	\$1,393	\$1,421	\$1,447	\$1,474	\$1,500

OPTIONS	DESCRIPTION	LIST
STAIN	Cherry (CO), Dark Mocha (DM), Stone (ST), Teak (TK) Walnut (WL)	\$62
CAL TB133	Flame Retardent Materials (Does Not Include Test to Certify, See Terms & Conditions for More Information)	\$110/yard
MOISBAR	Moisture Barrier	\$37/yard

STATEMENT OF LINE - WOOD TABLES



MB - ModuBlock



MIST - Mission



EL - Eleven



1150



1160



HD - Heavy Duty



750 - Trestle



ACT - Acton



## ACTON TABLES &amp; CARRELS OVERVIEW

**Standard Features:****End & Lamp Tables:**

End Panels: 3/4" HPL with Matching Thermoplastic Edge  
 Legs: 2" x 2" x 4" Steel with Adjustable Glide  
 Interior Laminate Standard Black  
 Ships Assembled

**Carrels:**

All Tops: 1-1/8" HPL with Matching Thermoplastic Edge  
 End Panels: 1-1/8" HPL with Matching Thermoplastic Edge  
 Modesty Panel: 3/4" HPL with Matching Thermoplastic Edge  
 Glides: Nickel Plated, Adjustable  
 On-Site Assembly Required

**Standard Finishes:** Natural Oak      Stone  
                                  Natural Maple      Teak  
                                  Cherry      Walnut  
                                  Dark Mocha

**Custom Option:** When Multiple Laminates are Used, Edge Will Match Outside Face

**Testing:**

ANSI/BIFMA X7.1-2011(R2016)  
 ANSI/BIFMA e3-2019 Furniture Sustainability Standard Sections 7.6.1, 7.6.2, and 7.6.3  
 LEED v4 EQ Credit: Low-Emitting Materials furniture evaluation criteria  
 The California Department of Public Health (CDPH) Standard Method v1.2 freestanding furniture Criteria  
 The Collaborative for High Performance Schools (CHPS) 2019 Core Criteria 3.0 EQ C6.1.4 Furniture and Furnishings

**STANDARD LAMINATE FOR TABLE TOPS**

Top	Manufacturer	Model	Name	3MM Edge
Natural Oak	Wilsonart	7152-58	Castle Oak	Natural Oak
Teak	Wilsonart	7209-60	Nepal Teak	Nepal Teak
Cherry	Formica	7759-58	Select Cherry	Select Cherry
Stone	Formica	6413-NG	Silver Riftwood	Silver Riftwood
Dark Mocha	Formica	8848-58	Blackened Legno	Blackened Legno
Walnut	Formica	6402-42	Thermo Walnut	Thermo Walnut
Natural Maple	Formica	86992-58	Hard Rock Maple	Hard Rock Maple
White - Writable	Wilsonart	1573-09	Frosty White	White
Black	Wilsonart	1595-60	Matte Black	Black

ACTON TABLES



ACT01



ACT01L



ACT04




ACTL10TV48

MODEL	DESCRIPTION	TOP	EDGE STYLE	CORNER	DIMENSION	WT	LIST
ACT01	End Table	Laminate	Square	Square	24"d x 24"w x 15"h	-	\$1,239
ACT01L	Lamp Table	Laminate	Square	Square	24"d x 24"w x 20"h	-	\$1,279
ACT04	Coffee Table	Laminate	Square	Square	24"d x 48"w x 15"h	-	\$1,467
ACTL10TV48	TV Stand	Laminate	Square	Square	48"d x 20"w x 20"h	-	\$2,026

ACTON CARRELS



ACTCSS



V

MODEL	DESCRIPTION	TOP	EDGE STYLE	CORNER	DIMENSION	WT	LIST
ACTCSS	Individual Carrel	Laminate	Square	Square	24"d x 38"w x 48.5"h	-	\$1,589

OPTIONS	DESCRIPTION	LIST
V	Shelf - each	\$122
ML	Multiple Laminates	\$106

## 1150 &amp; 1160 TABLES OVERVIEW

## Standard Features:

## 1150 Tables:

Tops:	3/4" HPL with Matching Thermoplastic Edge
Edge:	3mm High-Impact Thermoplastic
Apron:	3/4" Solid Red Oak
Legs:	Solid Red Oak with Kerf Bracket and Bolt Square Leg
Construction:	Metal to Metal Construction
Assembly:	Legs To Be Attached On-Site

## 1160 Tables:

Tops:	3/4" HPL with Matching Thermoplastic Edge
Edge:	3mm High-Impact Thermoplastic
Apron:	3/4" Solid Red Oak
Legs:	Solid Red Oak with Kerf Bracket and Bolt Taper Leg
Construction:	Metal to Metal Construction
Assembly:	Legs To Be Attached On-Site

Standard Finishes:	Natural Oak	Stone
	Cherry	Teak
	Dark Mocha	Walnut

## Testing:



ANSI/BIFMA X7.1-2011(R2016)  
 ANSI/BIFMA e3-2019 Furniture Sustainability Standard Sections 7.6.1, 7.6.2, and 7.6.3  
 LEED v4 EQ Credit: Low-Emitting Materials furniture evaluation criteria  
 The California Department of Public Health (CDPH) Standard Method v1.2 freestanding furniture Criteria  
 The Collaborative for High Performance Schools (CHPS) 2019 Core Criteria 3.0 EQ C6.1.4 Furniture and Furnishings

## STANDARD LAMINATE FOR TABLE TOPS

Top	Manufacturer	Model	Name	3MM Edge
Natural Oak	Wilsonart	7152-58	Castle Oak	Natural Oak
Teak	Wilsonart	7209-60	Nepal Teak	Nepal Teak
Cherry	Formica	7759-58	Select Cherry	Select Cherry
Stone	Formica	6413-NG	Silver Riftwood	Silver Riftwood
Dark Mocha	Formica	8848-58	Blackened Legno	Blackened Legno
Walnut	Formica	6402-42	Thermo Walnut	Thermo Walnut

## 1150 | 1160 WOOD TABLES



1150-01



1150-01L



1150-04



1150-06

1150-05  
1150-07

MODEL	DESCRIPTION	TOP	EDGE STYLE	CORNER	DIMENSION	WT	LIST
1150-01	End Table	Laminate	Square	Square	24"d x 24"w x 15"h	29 lbs	\$1,085
1150-01L	Lamp Table	Laminate	Square	Square	24"d x 24"w x 20"h	29 lbs	\$1,126
1150-04	Coffee Table	Laminate	Square	Square	24"d x 48"w x 15"h	46 lbs	\$1,359
1150-06	Activity/Dining Table	Laminate	Square	Square	36"d x 36"w x 30"h	65 lbs	\$1,867
1150-05	Activity/Dining Table	Laminate	Square	Square	30"d x 60"w x 30"h	75 lbs	\$2,136
1150-07	Activity/Dining Table	Laminate	Square	Square	36"d x 60"w x 30"h	85 lbs	\$2,211



1160-01



1160-01L



1160-04

MODEL	DESCRIPTION	TOP	EDGE STYLE	CORNER	DIMENSION	WT	LIST
1160-01	End Table	Laminate	Square	Square	24"d x 24"w x 15"h	29 lbs	\$1,329
1160-01L	Lamp Table	Laminate	Square	Square	24"d x 24"w x 20"h	29 lbs	\$1,363
1160-04	Coffee Table	Laminate	Square	Square	24"d x 48"w x 15"h	46 lbs	\$1,579

## 1150 | 1160 WOOD TABLE OPTIONS

OPTION	DESCRIPTION	LIST
STAIN	Cherry (CO), Teak (TK), Dark Mocha (DM), Stone (ST), Walnut (WL)	\$119

## ELEVEN TABLES OVERVIEW

**Standard Features:**

Tops:	HPL with Matching Thermoplastic Edge
Edge:	3mm High-Impact Thermoplastic
Apron:	Solid Red Oak with Bullnose Edge
Legs:	Solid Red Oak with Bullnose Edge Taper Leg
Construction:	Metal to Metal Construction End Frame Assembly: Glued and Doweled Reinforced with Metal to Metal Connectors
Assembly:	Unit Ships Knocked Down. Leg Assemblies, Rails and Brackets to be Assembled On-Site
Sealer & Top Coat:	ModuV Resin Applied on Flat Line for Leg Assemblies
Standard Finish:	Natural/Light Oak

**Optional Finishes:**

Cherry  
Dark Mocha  
Stone  
Teak  
Walnut

**Testing:**

ANSI/BIFMA X7.1-2011(R2016)  
ANSI/BIFMA e3-2019 Furniture Sustainability Standard Sections 7.6.1, 7.6.2, and 7.6.3  
LEED v4 EQ Credit: Low-Emitting Materials furniture evaluation criteria  
The California Department of Public Health (CDPH) Standard Method v1.2 freestanding furniture Criteria  
The Collaborative for High Performance Schools (CHPS) 2019 Core Criteria 3.0 EQ C6.1.4 Furniture and Furnishings

**STANDARD LAMINATE FOR TABLE TOPS**

Top	Manufacturer	Model	Name	3MM Edge	T-Mold Edge
Natural Oak	Wilsonart	7152-58	Castle Oak	Natural Oak	Black
Teak	Wilsonart	7209-60	Nepal Teak	Nepal Teak	Black
Cherry	Formica	7759-58	Select Cherry	Select Cherry	Black
Stone	Formica	6413-NG	Silver Riftwood	Silver Riftwood	Black
Dark Mocha	Formica	8848-58	Blackened Legno	Blackened Legno	Black
Walnut	Formica	6402-42	Thermo Walnut	Thermo Walnut	Black

ELEVEN WOOD



MODEL	DESCRIPTION	TOP	EDGE STYLE	CORNER	DIMENSION	WT	LIST*
EL01	End Table	Laminate	Square	Square	24"d x 24"w x 15"h	29 lbs	\$1,978
EL01L	Lamp Table	Laminate	Square	Square	24"d x 24"w x 20"h	31 lbs	\$2,145
EL04	Coffee Table	Laminate	Square	Square	24"d x 48"w x 15"h	46 lbs	\$2,260
EL06	Activity/Dining Table	Laminate	Square	Square	36"d x 36"w x 30"h	70 lbs	\$2,600
EL4242	Activity/Dining Table	Laminate	Square	Square	42"d x 42"w x 30"h	75 lbs	\$2,635
EL07	Activity/Dining Table	Laminate	Square	Square	36"d x 60"w x 30"h	74 lbs	\$2,922
EL08	Activity/Dining Table	Laminate	Square	Square	36"d x 72"w x 30"h	81 lbs	\$3,145
EL22	Activity/Dining Table	Laminate	Square	Square	42"dia x 30"h	64 lbs	\$2,831

OPTIONS	DESCRIPTION	LIST
STAIN	Cherry (CO), Teak (TK), Dark Mocha (DM), Stone (ST), Walnut (WL)	\$119

## TRESTLE TABLES OVERVIEW

**Standard Features:**

Tops: 1-1/8" Thick HPL with Matching Thermoplastic Edge  
 Edge: 3mm High-Impact Thermoplastic  
 Legs: Solid Red Oak with Bullnose Edge  
 Stretcher (s): Solid Red Oak Connected with Barrel to Bolt Steel-on-Steel Assembly  
 Assembly: Unit Ships Knocked Down. Leg Assemblies, Rails and Brackets to be Assembled On-Site  
 Sealer & Top Coat: ModuV Resin Applied on Flat Line for Leg Assemblies  
 Standard Finish: Natural/Light Oak

**Optional Finishes:**

Cherry  
 Dark Mocha  
 Stone  
 Teak  
 Walnut

**Testing:**

ANSI/BIFMA X7.1-2011(R2016)  
 ANSI/BIFMA e3-2019 Furniture Sustainability Standard Sections 7.6.1, 7.6.2, and 7.6.3  
 LEED v4 EQ Credit: Low-Emitting Materials furniture evaluation criteria  
 The California Department of Public Health (CDPH) Standard Method v1.2 freestanding furniture Criteria  
 The Collaborative for High Performance Schools (CHPS) 2019 Core Criteria 3.0 EQ C6.1.4 Furniture and Furnishings

**STANDARD LAMINATE FOR TABLE TOPS**

Top	Manufacturer	Model	Name	3MM Edge
Natural Oak	Wilsonart	7152-58	Castle Oak	Natural Oak
Teak	Wilsonart	7209-60	Nepal Teak	Nepal Teak
Cherry	Formica	7759-58	Select Cherry	Select Cherry
Stone	Formica	6413-NG	Silver Riftwood	Silver Riftwood
Dark Mocha	Formica	8848-58	Blackened Legno	Blackened Legno
Walnut	Formica	6402-42	Thermo Walnut	Thermo Walnut

TRESTLE



750-3660-SNG



750-3690-DBL

MODEL	DESCRIPTION	TOP	EDGE STYLE	CORNER	DIMENSION	WT	LIST
750-3060-SNG	Trestle Table	Laminate	Square	Square	30"d x 60"w x 30"h	94 lbs	\$3,612
750-3660-SNG	Trestle Table	Laminate	Square	Square	36"d x 60"w x 30"h	108 lbs	\$3,840
750-3072-SNG	Trestle Table	Laminate	Square	Square	30"d x 72"w x 30"h	109 lbs	\$3,724
750-3672-SNG	Trestle Table	Laminate	Square	Square	36"d x 72"w x 30"h	127 lbs	\$4,089
750-3690-DBL	Trestle Table	Laminate	Square	Square	36"d x 90"w x 30"h	140 lbs	\$5,059
OPTIONS	DESCRIPTION						LIST
STAIN	Cherry (CO), Teak (TK), Dark Mocha (DM), Stone (ST), Walnut (WL)						\$119

## MISSION ACCENT TABLES OVERVIEW

## Standard Features:

Tops: HPL with Matching Thermoplastic Edge  
 Edge: 3mm High-Impact Thermoplastic  
 Legs: Solid Red Oak with Bullnose Edge  
 Stretcher (s): Solid Red Oak  
 Assembly: Unit Ships Fully Assembled  
 Sealer & Top Coat: Catalyzed Lacquer - Sprayed

**Standard Finishes:** Natural/Light Oak  
 Cherry  
 Dark Mocha  
 Mission  
 Stone  
 Teak  
 Walnut

## Testing:



ANSI/BIFMA X7.1-2011(R2016)  
 ANSI/BIFMA e3-2019 Furniture Sustainability Standard Sections 7.6.1, 7.6.2, and 7.6.3  
 LEED v4 EQ Credit: Low-Emitting Materials furniture evaluation criteria  
 The California Department of Public Health (CDPH) Standard Method v1.2 freestanding furniture Criteria  
 The Collaborative for High Performance Schools (CHPS) 2019 Core Criteria 3.0 EQ C6.1.4 Furniture and Furnishings

## STANDARD LAMINATE FOR TABLE TOPS

Top	Manufacturer	Model	Name	3MM Edge
Natural Oak	Wilsonart	7152-58	Castle Oak	Natural Oak
Teak	Wilsonart	7209-60	Nepal Teak	Nepal Teak
Cherry	Formica	7759-58	Select Cherry	Select Cherry
Stone	Formica	6413-NG	Silver Riftwood	Silver Riftwood
Dark Mocha	Formica	8848-58	Blackened Legno	Blackened Legno
Walnut	Formica	6402-42	Thermo Walnut	Thermo Walnut



MIST01L



MIST04

MODEL	DESCRIPTION	TOP	EDGE STYLE	CORNER	DIMENSION	WT	LIST
MIST01L	Lamp Table	Laminate	Square	Square	24"d x 24"w x 20"h	26 lbs	\$2,495
MIST04	Coffee Table	Laminate	Square	Square	24"d x 48"w x 16"h	51 lbs	\$2,561

## MODUBLOCK ACCENT TABLE OVERVIEW

## Standard Features:

Tops:	1-1/8" High Pressure Laminate with Backer
Edge:	Heavy Duty & High-Impact Bumper
Base:	1-9/16" Thick Solid Red Oak Butcher Block with Bullnose Edge
Stretchers:	Solid Red Oak
Construction:	Metal to Metal Construction   Tamper Resistant Hardware
Sealer & Top Coat:	ModuV Resin Applied on Flat Line for Leg Assemblies
Assembly:	Tables Ship Knocked Down Ready for Assembly On-Site
Standard Finish:	Natural/Light Oak

Optional Finishes:	Cherry
	Dark Mocha
	Stone
	Teak
	Walnut

## Testing:



ANSI/BIFMA X7.1-2011(R2016)  
 ANSI/BIFMA e3-2019 Furniture Sustainability Standard Sections 7.6.1, 7.6.2, and 7.6.3  
 LEED v4 EQ Credit: Low-Emitting Materials furniture evaluation criteria  
 The California Department of Public Health (CDPH) Standard Method v1.2 freestanding furniture Criteria  
 The Collaborative for High Performance Schools (CHPS) 2019 Core Criteria 3.0 EQ C6.1.4 Furniture and Furnishings

## STANDARD LAMINATE FOR TABLE TOPS

Top	Manufacturer	Model	Name	HD T-Mold Edge
Natural Oak	Wilsonart	7152-58	Castle Oak	Black
Teak	Wilsonart	7209-60	Nepal Teak	Black
Cherry	Formica	7759-58	Select Cherry	Black
Stone	Formica	6413-NG	Silver Riftwood	Black
Dark Mocha	Formica	8848-58	Blackened Legno	Black
Walnut	Formica	6402-42	Thermo Walnut	Black



MB01



MB04

MODEL	DESCRIPTION	TOP	EDGE STYLE	CORNER	DIMENSION	WT	LIST
MB01	End Table	Laminate	Bullnose	Rounded	24"d x 24"w x 16"h	45 lbs	\$1,929
MB04	Coffee Table	Laminate	Bullnose	Rounded	24"d x 36"w x 16"h	55 lbs	\$2,071

OPTIONS	DESCRIPTION	LIST
STAIN	Cherry (CO), Teak (TK), Dark Mocha (DM), Stone (ST), Walnut (WL)	\$119

## HEAVY DUTY TABLES OVERVIEW

**Standard Features:**

Tops: 1-1/8" High Pressure Laminate with Backer  
 Edge: Heavy Duty & High-Impact Bumper  
 Base: 1-9/16" Thick Solid Red Oak Butcher Block with Bullnose Edge  
 Stretchers: Solid Red Oak  
 Construction: Metal to Metal Construction | Tamper Resistant Hardware  
 Sealer & Top Coat: ModuV Resin Applied on Flat Line for Leg Assemblies  
 Assembly: Tables Ship Knocked Down Ready for Assembly On-Site  
 Standard Finish: Natural/Light Oak

**Optional Finishes:**

Cherry  
 Dark Mocha  
 Stone  
 Teak  
 Walnut

**Testing:**

ANSI/BIFMA X7.1-2011(R2016)  
 ANSI/BIFMA e3-2019 Furniture Sustainability Standard Sections 7.6.1, 7.6.2, and 7.6.3  
 LEED v4 EQ Credit: Low-Emitting Materials furniture evaluation criteria  
 The California Department of Public Health (CDPH) Standard Method v1.2 freestanding furniture Criteria  
 The Collaborative for High Performance Schools (CHPS) 2019 Core Criteria 3.0 EQ C6.1.4 Furniture and Furnishings

**STANDARD LAMINATE FOR TABLE TOPS**

Top	Manufacturer	Model	Name	HD T-Mold Edge
Natural Oak	Wilsonart	7152-58	Castle Oak	Black
Teak	Wilsonart	7209-60	Nepal Teak	Black
Cherry	Formica	7759-58	Select Cherry	Black
Stone	Formica	6413-NG	Silver Riftwood	Black
Dark Mocha	Formica	8848-58	Blackened Legno	Black
Walnut	Formica	6402-42	Thermo Walnut	Black

## HEAVY DUTY TABLES for BEHAVIORAL HEALTH

**Notes:**

Heavy duty bumper edge available in black.



HDT22-M-HPL



HDT42S-M-HPL



HDT08-M-HPL

MODEL	DESCRIPTION	TOP	EDGE STYLE	CORNER	DIMENSION	WT	LIST
HDT22-M-HPL	Activity/Dining Table	Laminate	Bullnose	-	42"dia x 30"h	76 lbs	\$2,719
HDT42S-M-HPL	Activity/Dining Table	Laminate	Bullnose	Rounded	42"d x 42"w x 30"h	86 lbs	\$2,662
HDT08-M-HPL	Activity/Dining Table	Laminate	Bullnose	Rounded	36"d x 72"w x 30"h	129 lbs	\$3,584

OPTIONS	DESCRIPTION	LIST
STAIN	Cherry (CO), Teak (TK), Dark Mocha (DM), Stone (ST), Walnut (WL)	\$119

STATEMENT OF LINE - METAL & MOLDED TABLES



**ModuMaxx Table**  
Steel 3" Diameter Legs  
Plain or Game HPL Available



**ModuMaxx X-Base**  
Rotationally Molded High-Impact & Sealed Base  
Plain or Game HPL Available



**ModuMaxx Café Table**  
Rotationally Molded High-Impact & Sealed Base  
Plain or Game HPL Available



**ModuMaxx 4 Seat**  
Steel 3" Diameter Legs  
Plain or Game HPL Available



**ModuMaxx 6 Seat**  
Steel 3" Diameter Legs



**ModuMaxx 8 Seat**  
Steel 3" Diameter Legs

## MODUMAXX CAFE TABLES

**Standard Features:**

**Base:** One-Piece, Sealed, and Seamless  
 Rotationally Molded Linear, Low Density Polyethylene with UV Light Stabilizers to Prevent Fading  
 No Seams, Springs, or Other Components that can Break Down or Become Detached  
 Pigmented Color is Homogeneous Throughout Rather Than Just Skin Surface  
 Clean with Mild Detergents, Steam, or Other Bleach-Based Agents  
 Bolt Base to Top with Tamper Resistant Hardware  
 Ships Knocked Down - Attach Base to Top

**Base Color:** Standard is Black #901. Premiums Colors Available (Additional Charges Will Apply).

**Core:** Ballasting Option Available for Adding Weight

**Tops:** Standard Top is White Nebula  
 High Pressure Laminate with Backing  
 Embedded Steel Bushings for Steel-On-Steel Construction  
 Standard Edge is Heavy Duty Bumper

**Testing:** ANSI/BIFMA X7.1-2011(R2016)  
 ANSI/BIFMA e3-2019 Furniture Sustainability Standard Sections 7.6.1, 7.6.2, and 7.6.3  
 LEED v4 EQ Credit: Low-Emitting Materials furniture evaluation criteria  
 The California Department of Public Health (CDPH) Standard Method v1.2 freestanding furniture Criteria  
 The Collaborative for High Performance Schools (CHPS) 2019 Core Criteria 3.0 EQ C6.1.4 Furniture and Furnishings

**STANDARD LAMINATE FOR TABLE TOPS**

Top	Manufacturer	Model	Name	HD T-Mold Edge
Plain	Wilsonart	4621	White Nebula	Black
Game	Wilsonart	4621-364	White Nebula Game Top	Black

**OPTIONAL LAMINATE FOR TABLE TOPS**

Natural Oak	Wilsonart	7152-58	Castle Oak	Black
Teak	Wilsonart	7209-60	Nepal Teak	Black
Cherry	Formica	7759-58	Select Cherry	Black
Stone	Formica	6413-NG	Silver Riftwood	Black
Dark Mocha	Formica	8848-58	Blackened Legno	Black
Walnut	Formica	6402-42	Thermo Walnut	Black
Natural Maple	Formica	86992-58	Hard Rock Maple	Black
White - Writable	Wilsonart	1573-09	Frosty White	Black
Black	Wilsonart	1595-60	Matte Black	Black

## MODUMAXX | CAFÉ TABLE



5006-36R



5006-36S



5006-42R



5000-42S



5006-3672

MODEL	DESCRIPTION	TOP	EDGE STYLE	BASE COLOR	DIMENSION	WT	LIST
5006-36R-M-HPL	Café Table	Laminate	Bullnose/Bumper	Black	36"dia x 30"h	55 lbs	\$1,887
5006-36R-M-GHPL	Café Table	Game Laminate	Bullnose/Bumper	Black	36"dia x 30"h	55 lbs	\$2,131
5006-36S-M-HPL	Café Table	Laminate	Bullnose/Bumper	Black	36"d x 36"w x 29.5"h	56 lbs	\$1,887
5006-36S-M-GHPL	Café Table	Game Laminate	Bullnose/Bumper	Black	36"d x 36"w x 29.5"h	56 lbs	\$2,131
5006-42R-M-HPL	Café Table	Laminate	Bullnose/Bumper	Black	42"dia x 30"h	60 lbs	\$1,887
5006-42R-M-GHPL	Café Table	Game Laminate	Bullnose/Bumper	Black	42"dia x 30"h	60 lbs	\$2,131
5006-42S-M-HPL	Café Table	Laminate	Bullnose/Bumper	Black	42"d x 42"w x 29.5"h	66 lbs	\$1,887
5006-42S-M-GHPL	Café Table	Game Laminate	Bullnose/Bumper	Black	42"d x 42"w x 29.5"h	66 lbs	\$2,131
5006-3672-M-HPL	Café Table	Game Laminate	Bullnose/Bumper	Black	36" d x 72"w x 29.5"h	110 lbs	\$2,999

OPTION	DESCRIPTION	LIST
SND-50	Factory Ballasting - 50 Lbs.	\$116
360	Premium Base - Grape Color	\$250
404	Premium Base - Cobalt Color	\$250
705	Premium Base - Soothe Color	\$250
719	Premium Base - Earthy Color	\$250
728	Premium Base - Drift Color	\$250
902	Premium Base - Shade Color	\$250

## MODUMAXX XBASE TABLES

**Standard Features:**

**Base:** One-Piece, Sealed, and Seamless  
 Rotationally Molded Linear, Low Density Polyethylene with UV Light Stabilizers to Prevent Fading  
 No Seams, Springs, or Other Components that can Break Down or Become Detached  
 Pigmented Color is Homogeneous Throughout Rather Than Just Skin Surface  
 Clean with Mild Detergents, Steam, or Other Bleach-Based Agents  
 Bolt Base to Top with Tamper Resistant Hardware  
 Ships Knocked Down - Attach Base to Top

**Base Color:** Standard is Black #901. Premiums Colors Available (Additional Charges Will Apply).

**Core:** Ballasting Option Available for Adding Weight

**Tops:** Standard Top is White Nebula  
 High Pressure Laminate with Backing  
 Embedded Steel Bushings for Steel-On-Steel Construction  
 Standard Edge is Heavy Duty Bumper

**Testing:** ANSI/BIFMA X7.1-2011(R2016)  
 ANSI/BIFMA e3-2019 Furniture Sustainability Standard Sections 7.6.1, 7.6.2, and 7.6.3  
 LEED v4 EQ Credit: Low-Emitting Materials furniture evaluation criteria  
 The California Department of Public Health (CDPH) Standard Method v1.2 freestanding furniture Criteria  
 The Collaborative for High Performance Schools (CHPS) 2019 Core Criteria 3.0 EQ C6.1.4 Furniture and Furnishings

**STANDARD LAMINATE FOR TABLE TOPS**

Top	Manufacturer	Model	Name	HD T-Mold Edge
Plain	Wilsonart	4621	White Nebula	Black
Game	Wilsonart	4621-364	White Nebula Game Top	Black

**OPTIONAL LAMINATE FOR TABLE TOPS**

Natural Oak	Wilsonart	7152-58	Castle Oak	Black
Teak	Wilsonart	7209-60	Nepal Teak	Black
Cherry	Formica	7759-58	Select Cherry	Black
Stone	Formica	6413-NG	Silver Riftwood	Black
Dark Mocha	Formica	8848-58	Blackened Legno	Black
Walnut	Formica	6402-42	Thermo Walnut	Black
Natural Maple	Formica	86992-58	Hard Rock Maple	Black
White - Writable	Wilsonart	1573-09	Frosty White	Black
Black	Wilsonart	1595-60	Matte Black	Black

## MODUMAXX | MOLDED X BASE



5005-42R-M-HPL



5005-42R-M-GHPL



5005-36S-M-HPL



5005-36S-M-GHPL



5005-42S-M-HPL

MODEL	DESCRIPTION	TOP	EDGE STYLE	BASE COLOR	DIMENSION	WT	LIST
5005-36S-M-HPL	X Base Table	Laminate	Bullnose/Bumper	Black	36"d x 36"w x 29.5"h	80 lbs	\$2,158
5005-36S-M-GHPL	X Base Table	Game Laminate	Bullnose/Bumper	Black	36"d x 36"w x 29.5"h	80 lbs	\$2,517
5005-42R-M-HPL	X Base Table	Laminate	Bullnose/Bumper	Black	42"dia x 30"h	84 lbs	\$2,158
5005-42R-M-GHPL	X Base Table	Game Laminate	Bullnose/Bumper	Black	42"dia x 30"h	84 lbs	\$2,517
5005-42S-M-HPL	X Base Table	Laminate	Bullnose/Bumper	Black	42"d x 42"w x 29.5"h	94 lbs	\$2,158
5005-42S-M-GHPL	X Base Table	Game Laminate	Bullnose/Bumper	Black	42"d x 42"w x 29.5"h	94 lbs	\$2,517

OPTION	DESCRIPTION	LIST
SND-50	Factory Ballasting - 50 Lbs.	\$116
360	Premium Base - Grape Color	\$250
404	Premium Base - Cobalt Color	\$250
705	Premium Base - Soothe Color	\$250
719	Premium Base - Earthy Color	\$250
728	Premium Base - Drift Color	\$250
902	Premium Base - Shade Color	\$250

## MODUMAXX MULTIPURPOSE TABLE

**Standard Features:**

**Base:** 3" Steel, Black Powder Coated Legs  
 Tamper Resistant Adjustable Glides  
 Clean with Mild Detergents, Steam, or Other Bleach-Based Agents  
 Bolt Base to Top with Tamper Resistant Hardware  
 Ships Knocked Down - Attach Legs to Top

**Tops:** Standard Top is White Nebula  
 High Pressure Laminate with Backing  
 Embedded Steel T-Nut for Steel-On-Steel Construction  
 Standard Edge is Heavy Duty Bumper

**Testing:** ANSI/BIFMA X7.1-2011(R2016)  
 ANSI/BIFMA e3-2019 Furniture Sustainability Standard Sections 7.6.1, 7.6.2, and 7.6.3  
 LEED v4 EQ Credit: Low-Emitting Materials furniture evaluation criteria  
 The California Department of Public Health (CDPH) Standard Method v1.2 freestanding furniture Criteria  
 The Collaborative for High Performance Schools (CHPS) 2019 Core Criteria 3.0 EQ C6.1.4 Furniture and Furnishings

**STANDARD LAMINATE FOR TABLE TOPS**

Top	Manufacturer	Model	Name	HD T-Mold Edge
Plain	Wilsonart	4621	White Nebula	Black
Game	Wilsonart	4621-364	White Nebula Game Top	Black

**OPTIONAL LAMINATE FOR TABLE TOPS**

Natural Oak	Wilsonart	7152-58	Castle Oak	Black
Teak	Wilsonart	7209-60	Nepal Teak	Black
Cherry	Formica	7759-58	Select Cherry	Black
Stone	Formica	6413-NG	Silver Riftwood	Black
Dark Mocha	Formica	8848-58	Blackened Legno	Black
Walnut	Formica	6402-42	Thermo Walnut	Black
Natural Maple	Formica	86992-58	Hard Rock Maple	Black
White - Writable	Wilsonart	1573-09	Frosty White	Black
Black	Wilsonart	1595-60	Matte Black	Black

## MODUMAXX | 3" STEEL POST



5007-42R-M-HPL-G



5007-42R-M-GHPL-G



5007-48R-M-HPL-G



5007-42S-M-HPL-G



5007-42S-M-GHPL-G

MODEL	DESCRIPTION	TOP	EDGE STYLE	CORNER	DIMENSION	WT	LIST
5007-36R-M-HPL-G	Post Leg Table	Laminate	Bullnose/Bumper	Rounded	36"dia x 30"h	88 lbs	\$2,008
5007-36R-M-GHPL-G	Post Leg Table	Game Laminate	Bullnose/Bumper	Rounded	36"dia x 30"h	88 lbs	\$2,326
5007-36S-M-HPL-G	Post Leg Table	Laminate	Bullnose/Bumper	Rounded	36"d x 36"w x 30"h	107 lbs	\$2,008
5007-36S-M-GHPL-G	Post Leg Table	Game Laminate	Bullnose/Bumper	Rounded	36"d x 36"w x 30"h	107 lbs	\$2,326
5007-42R-M-HPL-G	Post Leg Table	Laminate	Bullnose/Bumper	-	42"dia x 30"h	88 lbs	\$2,008
5007-42R-M-GHPL-G	Post Leg Table	Game Laminate	Bullnose/Bumper	-	42"dia x 30"h	88 lbs	\$2,326
5007-42S-M-HPL-G	Post Leg Table	Laminate	Bullnose/Bumper	Rounded	42"d x 42"w x 30"h	107 lbs	\$2,008
5007-42S-M-GHPL-G	Post Leg Table	Game Laminate	Bullnose/Bumper	Rounded	42"d x 42"w x 30"h	107 lbs	\$2,326
5007-48R-M-HPL-G	Post Leg Table	Laminate	Bullnose/Bumper	-	48"dia x 30"h	99 lbs	\$2,008
OPTION	DESCRIPTION						LIST
ASSY-MULTI	Factory Assembly - Multipurpose Tables						\$330

## MODUMAXX CLUSTER TABLES

**Standard Features:**

**Legs:** 3" Steel, Black Powder Coated Legs  
 Tamper Resistant Adjustable Glides  
 Clean with Mild Detergents, Steam, or Other Bleach-Based Agents  
 Bolt Base to Top with Tamper Resistant Hardware  
 Choose Between Tamper Resistant Adjustable Glides or Floor Mounted  
 Ships Knocked Down - Assemble On-Site

**Tops:** Standard Top is White Nebula  
 High Pressure Laminate with Backing  
 Embedded Steel T-Nut for Steel-On-Steel Construction  
 Standard Edge is Heavy Duty Bumper

**Seats:** 12" Diameter, One-Piece Melamine  
 Bolts to Leg for Safety and Security  
 Grey Melamine Color

**Testing:** ANSI/BIFMA X7.1-2011(R2016)  
 ANSI/BIFMA e3-2019 Furniture Sustainability Standard Sections 7.6.1, 7.6.2, and 7.6.3  
 LEED v4 EQ Credit: Low-Emitting Materials furniture evaluation criteria  
 The California Department of Public Health (CDPH) Standard Method v1.2 freestanding furniture Criteria  
 The Collaborative for High Performance Schools (CHPS) 2019 Core Criteria 3.0 EQ C6.1.4 Furniture and Furnishings



Cluster Table | Fixed



Cluster Table | Glides

**STANDARD LAMINATE FOR TABLE TOPS**

Top	Manufacturer	Model	Name	HD T-Mold Edge
Plain	Wilsonart	4621	White Nebula	Black
Game	Wilsonart	4621-364	White Nebula Game Top	Black <i>Only Available with 4 Seat Table</i>

**OPTIONAL LAMINATE FOR TABLE TOPS**

Natural Oak	Wilsonart	7152-58	Castle Oak	Black
Teak	Wilsonart	7209-60	Nepal Teak	Black
Cherry	Formica	7759-58	Select Cherry	Black
Stone	Formica	6413-NG	Silver Riftwood	Black
Dark Mocha	Formica	8848-58	Blackened Legno	Black
Walnut	Formica	6402-42	Thermo Walnut	Black
Natural Maple	Formica	86992-58	Hard Rock Maple	Black
White - Writable	Wilsonart	1573-09	Frosty White	Black
Black	Wilsonart	1595-60	Matte Black	Black

## MODUMAXX | CLUSTER | 4 SEATS



5003-40C-M-HPL-MGR-G



5003-40C-M-GHPL-MGR-G



5003-42R-M-HPL-MGR-G



5003-42R-M-GHPL-MGR-G

MODEL	DESCRIPTION	TOP	EDGE STYLE	CORNER	DIMENSION	WT	LIST
<b>FOOTPRINT: 71"d x 71"w x 32"h</b>							
5003-40C-M-HPL-MGR-F	Cluster Table   Fixed	Laminate	Bullnose	Rounded	40"oct x 32"h	135 lbs	\$3,235
5003-40C-M-HPL-MGR-G	Cluster Table   Glides	Laminate	Bullnose	Rounded	40"oct x 32"h	135 lbs	\$3,281
5003-40C-M-GHPL-MGR-F	Cluster Table   Fixed	Game Laminate	Bullnose	Rounded	40"oct x 32"h	135 lbs	\$3,473
5003-40C-M-GHPL-MGR-G	Cluster Table   Glides	Game Laminate	Bullnose	Rounded	40"oct x 32"h	135 lbs	\$3,535
<b>FOOTPRINT: 71"d x 71"w x 32"h</b>							
5003-42R-M-HPL-MGR-F	Cluster Table   Fixed	Laminate	Bullnose	Rounded	42"dia x 32"h	135 lbs	\$2,524
5003-42R-M-HPL-MGR-G	Cluster Table   Glides	Laminate	Bullnose	Rounded	42"dia x 32"h	135 lbs	\$2,521
5003-42R-M-GHPL-MGR-F	Cluster Table   Fixed	Game Laminate	Bullnose	Rounded	42"dia x 32"h	135 lbs	\$2,743
5003-42R-M-GHPL-MGR-G	Cluster Table   Glides	Game Laminate	Bullnose	Rounded	42"dia x 32"h	135 lbs	\$2,755

## MODUMAXX | CLUSTER | 6 SEATS



5003-66R-M-HPL-MGR-G



5003-72E-M-HPL-MGR-G

MODEL	DESCRIPTION	TOP	EDGE STYLE	CORNER	DIMENSION	WT	LIST
<b>FOOTPRINT: 91"d x 32"h</b>							
5003-66R-M-HPL-MGR-F	Cluster Table   Fixed	Laminate	Bullnose	-	60"dia x 32"h	205 lbs	\$4,176
5003-66R-M-HPL-MGR-G	Cluster Table   Glides	Laminate	Bullnose	-	60"dia x 32"h	205 lbs	\$4,199
<b>FOOTPRINT: 61"d x 72"w x 32"h</b>							
5003-72E-M-HPL-MGR-F	Cluster Table   Fixed	Laminate	Bullnose	Rounded	72"d x 30"w x 32"h	193 lbs	\$3,612
5003-72E-M-HPL-MGR-G	Cluster Table   Glides	Laminate	Bullnose	Rounded	72"d x 30"w x 32"h	193 lbs	\$3,595

## MODUMAXX | CLUSTER | 8 SEATS



5003-86R-M-HPL-MGR-G



5003-96E-M-HPL-MGR-G

MODEL	DESCRIPTION	TOP	EDGE STYLE	CORNER	DIMENSION	WT	LIST
<b>FOOTPRINT: 91"d x 32"h</b>							
5003-86R-M-HPL-MGR-F	Cluster Table   Fixed	Laminate	Bullnose	-	60"dia x 32"h	241 lbs	\$5,052
5003-86R-M-HPL-MGR-G	Cluster Table   Glides	Laminate	Bullnose	-	60"dia x 32"h	241 lbs	\$5,047
<b>FOOTPRINT: 61"d x 96"w x 32"h</b>							
5003-96E-M-HPL-MGR-F	Cluster Table   Fixed	Laminate	Bullnose	Rounded	30"d x 96"w x 32"h	258 lbs	\$4,542
5003-96E-M-HPL-MGR-G	Cluster Table   Glides	Laminate	Bullnose	Rounded	30"d x 96"w x 32"h	258 lbs	\$4,501

STATEMENT OF LINE - 520 MODUFORM



520-10



520-20



520-20L



520-20R



520-50



520-52



520-60



520-70



520-80

STATEMENT OF LINE - 525 MODUFORM



525-20



525-50

STATEMENT OF LINE - 528 MODUFORM



528-10



528-20



528-20L



528-20R



528-50



528-52



528-60



528-70



528-80

STATEMENT OF LINE - 530, 535, 538 MODUFORM



530-20



530-50



535-20



535-50



538-20



538-50



535-52



538-45IA



538-45OA

## MODUFORM 520, 525, 528, 530, 535, 538 LOUNGE SEATING &amp; ROCKER OVERVIEW

**Standard Features:**

**Cover:** One-Piece, Sealed, and Seamless for Safety and Security  
 Rotationally Molded Polyvinyl Chloride with Stabilizers  
 Vinyl Skin is Up To 10X Thicker Than Textiles  
 No Seams, Springs, or Other Components that can Break Down or Become Detached  
 Pigmented Color is Homogeneous Throughout Rather Than Just Skin Surface  
 Clean with Mild Detergents, Steam, or Other Bleach-Based Agents  
 Vinyl Available in Two Thicknesses: 200mils (Grade 7) or 250mils (Grade 9)  
 Ships Fully Assembled

<b>Colors:</b>	201	Citrus	445	Surf
	220	Leaf	719	Earthy
	360	Grape	728	Drift
	404	Cobalt	901	Black
	426	Slate Blue	902	Shade

**Core:** High-Density Flexible and Molded Polyurethane Foam

**Base:** 520 has 2" High Molded and High-Impact Plinth - Black  
 525 has 4" High Molded and High-Impact Rocking Plinth - Black  
 528 has 4" High Molded and High-Impact Plinth - Black  
 530 has 2" High Molded and High-Impact Plinth - Black  
 535 has 4" High Molded and High-Impact Plinth - Black  
 538 has 4" High Molded and High-Impact Plinth - Black

**Attributes:** Flame Retardant and Self-Extinguishing

**Testing:** ANSI/BIFMA X7.1-2011(R2016)  
 ANSI/BIFMA e3-2019 Furniture Sustainability Standard Sections 7.6.1, 7.6.2, and 7.6.3  
 LEED v4 EQ Credit: Low-Emitting Materials furniture evaluation criteria  
 The California Department of Public Health (CDPH) Standard Method v1.2 freestanding furniture Criteria  
 The Collaborative for High Performance Schools (CHPS) 2019 Core Criteria 3.0 EQ C6.1.4 Furniture and Furnishings  
 State of California TB133 Flammability



520 Series



525 Series



528 Series



530 Series



535 Series



538 Series

## MODUFORM | 520 COLLECTION



520-10



520-20



520-20L



520-20R



520-50



520-52



520-60



520-70



520-80

MODEL	COVER	DESCRIPTION	DIMENSION	AH	SH	SD	SW	WEIGHT	LIST		WEIGHT	LIST
									Grade 7			Grade 9
520-10	Flexible	Settee	30"d x 54"w x 30"h	22.5"	16"	18"	45"	170 lbs	\$4,819		180 lbs	\$4,948
520-20	Flexible	Armchair	30"d x 30"w x 30"h	22.5"	16"	18"	21"	95 lbs	\$3,041		105 lbs	\$3,231
520-20L	Flexible	Chair Module	30"d x 30"w x 30"h	22.5"	16"	18"	25.5"	93 lbs	\$2,937		103 lbs	\$3,055
520-20R	Flexible	Chair Module	30"d x 30"w x 30"h	22.5"	16"	18"	25.5"	93 lbs	\$2,937		103 lbs	\$3,055
520-50	Flexible	Modular Chair	30"d x 30"w x 30"h	-	16"	18"	30"	90 lbs	\$2,602		100 lbs	\$2,708
520-52	Flexible	Narrow Modular Chair	30"d x 24"w x 30"h	-	18"	24"	18"	400	\$2,513		\$500	\$2,557
520-60	Flexible	Corner Chair	30"d x 30"w x 30"h	-	16.5"	25"	18"	115 lbs	\$2,977		120 lbs	\$3,152
520-70	Flexible	End Table   Ottoman	30"d x 30"w x 16"h	-	16"	18"	-	80 lbs	\$2,323		90 lbs	\$2,364
520-80	Flexible	Coffee Table   Bench	30"d x 54"w x 16"h	-	16"	18"	-	135 lbs	\$3,377		140 lbs	\$3,442

OPTION	DESCRIPTION	LIST
520-H-100	Floor Anchoring Kit (Includes Straps & Hardware)	\$138
520-H-200	Ganging Straps (Includes Straps & Hardware)	\$72

MODUFORM | 525 COLLECTION



525-20



525-50

MODEL	COVER	DESCRIPTION	DIMENSION	AH	SH	SD	SW	WEIGHT	LIST
525-20	Flexible	Rocking Armchair	30"d x 30"w x 32"h	24.5"	18.25"	21"	18"	95 lbs	\$3,504
525-50	Flexible	Rocking Modular Chair	30"d x 30"w x 32"h	-	18.25"	30"	18"	90 lbs	\$3,065


## MODUFORM | 528 COLLECTION



528-10



528-20



528-20L



528-20R



528-50



528-52



528-60



528-70



528-80

MODEL	COVER	DESCRIPTION	DIMENSION	AH	SH	SD	SW	WEIGHT	LIST	WEIGHT	LIST
								Grade 7 200 mils		Grade 9 250 mils	
528-10	Flexible	Settee	30"d x 54"w x 30"h	24.5"	16"	45"	18"	\$400	\$4,996	500	\$5,127
528-20	Flexible	Armchair	30"d x 30"w x 32"h	24.5"	18"	18"	21"	95 lbs	\$3,112	105 lbs	\$3,324
528-20L	Flexible	Left Chair Module	30"d x 30"w x 32"h	24.5"	18"	18"	25.5"	93 lbs	\$2,988	103 lbs	\$3,108
528-20R	Flexible	Right Chair Module	30"d x 30"w x 32"h	24.5"	18"	18"	25.5"	93 lbs	\$2,988	103 lbs	\$3,108
528-50	Flexible	Modular Chair	30"d x 30"w x 32"h	-	18"	18"	30"	90 lbs	\$2,650	100 lbs	\$2,869
528-52	Flexible	Narrow Modular Chair	30"d x 24"w x 32"h	-	18"	24"	18"	74 lbs	\$2,587	80 lbs	\$2,632
528-60	Flexible	Corner Chair	30"d x 30"w x 32"h	-	18"	30"	18"	115 lbs	\$3,072	120 lbs	\$3,252
528-70	Flexible	End Table   Ottoman	30"d x 30"w x 18"h	-	18"	18"	-	80 lbs	\$2,396	90 lbs	\$2,437
528-80	Flexible	Coffee Table   Bench	30"d x 54"w x 18"h	-	16"	-	18"	142 lbs	\$3,473	147 lbs	\$3,545

OPTION	DESCRIPTION	LIST
520-H-100	Floor Anchoring Kit (Includes Straps & Hardware)	\$138
520-H-200	Ganging Straps (Includes Straps & Hardware)	\$72

## MODUFORM | 530, 535, 538 COLLECTIONS



530-20



530-50



538-20



538-50



538-52



538-45IA



538-45OA



535-20




535-50

MODEL	COVER	DESCRIPTION	DIMENSION	AH	SH	SD	SW	WEIGHT	LIST	WEIGHT	LIST
								Grade 7 200 mils		Grade 9 250 mils	
530-20	Flexible	Armchair	32"d x 29.5"w x 30.5"h	22"	16"	20.25"	18.5"	95 lbs	\$3,243	105 lbs	\$3,450
530-50	Flexible	Modular Chair	30.5"d x 29.5"w x 30.5"h	-	16"	29.5"	18"	90 lbs	\$2,780	100 lbs	\$2,842
530-52	Flexible	Narrow Modular Chair	30.5"d x 24"w x 30.5"h	-	18"	21"	18.5"	\$400	\$2,693	\$500	\$2,797
535-20	Flexible	Rocking Armchair	30"d x 30"w x 32"h	24.5"	18.25"	21"	18"	95 lbs	\$3,504	105 lbs	\$3,571
535-50	Flexible	Rocking Modular Chair	30"d x 30"w x 32"h	24.5"	18.25"	21"	18"	90 lbs	\$3,206	100 lbs	\$3,269
538-20	Flexible	Armchair	32"d x 29.5"w x 32.5"h	24"	18"	20.25"	18.5"	95 lbs	\$3,306	105 lbs	\$3,516
538-50	Flexible	Modular Chair	30.5"d x 29.5"w x 32.5"h	-	18"	29.5"	18.5"	90 lbs	\$3,025	100 lbs	\$3,223
538-52	Flexible	Narrow Modular Chair	30.5"d x 24"w x 32.5"h	-	18"	21"	18.5"	74 lbs	\$2,762	80 lbs	\$2,930
538-45IA	Flexible	45° Inside Cuvre	30.5"d x 40.5"w x 32.5"h	-	18"	40.5"	18.5"	93 lbs	\$3,601	98 lbs	\$3,683
538-45OA	Flexible	45° Outside Curve	30.5"d x 40.5"w x 32.5"h	-	18"	40.5"	18.5"	94 lbs	\$3,510	99 lbs	\$3,593

OPTION	DESCRIPTION	LIST
520-H-100	Floor Anchoring Kit (Includes Straps & Hardware)	\$138
520-H-200	Ganging Straps (Includes Straps & Hardware)	\$72

STATEMENT OF LINE



RS | ROUNDER



810 | MODUESQUE



MS | MISSION

## ROUNDER LOUNGE SEATING OVERVIEW

**Standard Features:**

<b>Frame/Materials:</b>	Solid Oak Butcher Block with Bullnose Edges
<b>Joinery:</b>	Double Dowel, Glued and Mechanically Reinforced
<b>Stitching:</b>	Double Needle
<b>Cushion:</b>	Premium Contract, Commercial, and Furniture Grade
<b>Seat Foam:</b>	High-Grade Commercial Polyurethane with Fiber Wrap
<b>Seat/Back:</b>	"S" Shaped Continuous Coils, Tied with Commercial Grade Polyurethane Foam
<b>Glides:</b>	Tack On Nylon
<b>Sealer/Top Coat:</b>	ModuV Resin Applied on Flat Line
<b>Standard Finish:</b>	Natural/Light Oak
<b>Optional Finishes:</b>	Cherry, Dark Mocha, Stone, Teak, Walnut
<b>Shipping:</b>	Ships Fully Assembled


**Fabric Note:** All Yardage Requirements Based on Non-Directional 54" Wide Continuous; Between Selvage (Self-Finished) Edges  
All Fabrics Must be Backed with ModuForm Approved Backing

**Multiple Fabric:** When specifying multiple fabrics please:

1. Utilize Multi-Fabric Form (see table of contents)
2. Use highest grade pricing of all fabric selected  
i.e. if you choose E and J, use J grade for all
3. Please call customer service for yardage requirements.


**Testing:**

ANSI/BIFMA X7.1-2011(R2016)  
ANSI/BIFMA e3-2019 Furniture Sustainability Standard Sections 7.6.1, 7.6.2, and 7.6.3  
LEED v4 EQ Credit: Low-Emitting Materials furniture evaluation criteria  
The California Department of Public Health (CDPH) Standard Method v1.2 freestanding furniture Criteria  
The Collaborative for High Performance Schools (CHPS) 2019 Core Criteria 3.0 EQ C6.1.4 Furniture and Furnishings  
State of California TB117-2013 Flammability



RS01

33"d x 27"w x 28.5"h



RS02

33"d x 50.5"w x 28.5"h




RS03

33"d x 74"w x 28.5"h

## ROUNDER | RS COLLECTION



RS01



RS02



RS03

MODEL	COVER	DESCRIPTION	DIMENSION	AH	AW	SH	SD	SW	FABRIC	YDS
RS01	Standard	Chair	33"d x 27"w x 28.5"h	21.5"	1.75"	16"	23.5"	21"	100 lbs	2.00
RS02	Standard	Settee	33"d x 50.5"w x 28.5"h	21.5"	1.75"	16"	23.5"	21"	140 lbs	4.00
RS03	Standard	Sofa	33"d x 74"w x 28.5"h	21.5"	1.75"	16"	23.5"	21"	170 lbs	6.00

MODEL	COM	A	B	C	D	E	F	G	H	I	J	K	L	M	N
RS01	\$2,828	\$2,826	\$2,857	\$2,902	\$2,934	\$2,968	\$3,010	\$3,066	\$3,132	\$3,198	\$3,264	\$3,327	\$3,393	\$3,459	\$3,525
RS02	\$3,861	\$3,913	\$3,979	\$4,066	\$4,132	\$4,198	\$4,285	\$4,394	\$4,526	\$4,657	\$4,788	\$4,919	\$5,051	\$5,183	\$5,313
RS03	\$5,009	\$5,110	\$5,209	\$5,340	\$5,439	\$5,538	\$5,668	\$5,833	\$6,030	\$6,227	\$6,424	\$6,621	\$6,818	\$7,015	\$7,213

OPTION	DESCRIPTION	LIST
CAL TB133	Flame Retardent Materials (Does Not Include Test to Certify, See Terms & Conditions for More Information)	\$110/yd
MOISBAR	Moisture Barrier	\$37/yd
STAIN	Cherry (CO), Dark Mocha (DM), Stone (ST), Teak (TK), Walnut (WL)	\$292

## 810 SERIES MODUESQUE LOUNGE SEATING OVERVIEW

**Standard Features:**

<b>Frame/Materials:</b>	Solid Oak Butcher Block with Bullnose Edges
<b>Joinery:</b>	Metal to Metal Concealed Construction with Tamper Resistant Hardware
<b>Stitching:</b>	Double Needle
<b>Cushion:</b>	Field Replaceable & Bolted to Steel Support System Available in Either Flex Upholstery or Rotationally Molded Seamless Vinyl
<b>Cushion Core:</b>	Pressure Molded, High-Resiliency, Flexible Polyurethane
<b>Glides:</b>	Adjustable, Heavy Duty Stainless Steel
<b>Sealer/Top Coat:</b>	ModuV Resin Applied on Flat Line ModuV is Our Unique Resin Top-Coat that Can be Cleaned Easily with Commercial Detergents and Bleach ModuV is the Most Environmentally Friendly Finish Available as it is Applied with Our Unique Roll-Coating Process
<b>Shipping:</b>	Ships Knocked Down (Optional Factory Assembly Available)

**Rotomolded Vinyl Cushions**

<b>Colors:</b>	201	Citrus	445	Surf
	220	Leaf	719	Earthy
	360	Grape	728	Drift
	404	Cobalt	901	Black
	426	Slate Blue	902	Shade

**Wood Finishes**

<b>Standard Finish:</b>	LO	Natural/Light Oak
<b>Optional Finishes:</b>	CO	Cherry
	DM	Dark Mocha
	ST	Stone
	TK	Teak
	WL	Walnut

**Fabric Note:** All Yardage Requirements Based on Non-Directional 54" Wide Continuous; Between Selvage (Self-Finished) Edges  
All Fabrics Must be Backed with ModuForm Approved Backing

**Multiple Fabric:** When specifying multiple fabrics please:  
1. Utilize Multi-Fabric Form (see table of contents)  
2. Use highest grade pricing of all fabric selected  
i.e. if you choose E and J, use J grade for all  
3. Please call customer service for yardage requirements.

**Testing:** ANSI/BIFMA X7.1-2011(R2016)  
ANSI/BIFMA e3-2019 Furniture Sustainability Standard Sections 7.6.1, 7.6.2, and 7.6.3  
LEED v4 EQ Credit: Low-Emitting Materials furniture evaluation criteria  
The California Department of Public Health (CDPH) Standard Method v1.2 freestanding furniture Criteria  
The Collaborative for High Performance Schools (CHPS) 2019 Core Criteria 3.0 EQ C6.1.4 Furniture and Furnishings  
State of California TB117-2013 Flammability



CUSHIONS - ROTOMOLDED | SEWN TEXTILES

**MODUESQUE WITH SEAMLESS MOLDED CUSHIONS**

Up to 20X Thicker Than Upholstery | Homogeneous Pigmented Color  
Grade 7 is 200 mil Thick  
Seamless, Easily Cleaned, Safe & Secure  
Use Mild Detergents, Steam or Bleach-Based Agents



Standard Rotomolded Vinyl  
810-01-1  
34"d x 27.5"w x 32"h



Standard Rotomolded Vinyl  
810-02-1  
34"d x 53.5"w x 32"h




Standard Rotomolded Vinyl  
810-03-1  
34"d x 77"w x 32"h

**MODUESQUE WITH FABRIC & COATED MATERIALS**


Flex Upholstery Covers: Removable in Field and Replaceable.  
Cushions are Fully Reversible  
Follow Cleaning Instructions of Particular Textile



Fabric Textiles  
810-01-1  
34"d x 27.5"w x 32"h



Fabric Textiles  
810-02-1  
34"d x 53.5"w x 32"h




Fabric Textiles  
810-03-1  
34"d x 77"w x 32"h


## MODUESQUE | 810 SERIES



810-01-1



810-02-1



810-03-1

MODEL	COVER	DESCRIPTION	DIMENSION	AH	AW	SH	SD	SW	FABRIC	VINYL	YDS
810-01-1	Flex	Chair	34"d x 27.5"w x 32"h	20.5"	1.5"	16"	24"	20"	110 lbs	115 lbs	2.50
810-02-1	Flex	Settee	34"d x 53.5"w x 32"h	20.5"	1.5"	16"	24"	20"	175 lbs	185 lbs	5.00
810-03-1	Flex	Sofa	34"d x 77"w x 32"h	20.5"	1.5"	16"	24"	20"	245 lbs	260 lbs	7.50

MODEL	COM	A	B	C	D	E	F	G	H	I	J	K	L	M	N	7
810-01-1	\$3,268	\$3,328	\$3,369	\$3,423	\$3,464	\$3,506	\$3,560	\$3,629	\$3,711	\$3,793	\$3,876	\$3,957	\$4,039	\$4,121	\$4,204	\$4,060
810-02-1	\$5,189	\$5,331	\$5,412	\$5,522	\$5,604	\$5,687	\$5,796	\$5,932	\$6,097	\$6,260	\$6,425	\$6,589	\$6,754	\$6,917	\$7,082	\$7,248
810-03-1	\$6,936	\$7,161	\$7,285	\$7,449	\$7,572	\$7,696	\$7,859	\$8,065	\$8,312	\$8,557	\$8,804	\$9,050	\$9,297	\$9,542	\$9,789	\$10,039

OPTION	DESCRIPTION	LIST
CAL TB133	Flame Retardent Materials (Does Not Include Test to Certify, See Terms & Conditions for More Information)	\$175/yd
MOISBAR	Moisture Barrier	\$37/yd
STAIN	Cherry (CO), Dark Mocha (DM), Stone (ST), Teak (TK), Walnut (WL)	\$292
ASSY-01	Factory Assembly - Chair (Per Unit)	\$312
ASSY-02	Factory Assembly - 2 Seat Sofa (Per Unit)	\$467
ASSY-03	Factory Assembly - 3 Seat Sofa (Per Unit)	\$623

## MISSION LOUNGE SEATING OVERVIEW

**Standard Features:**

<b>Frame/Materials:</b>	Solid Oak and Veneers
<b>Joinery:</b>	Double Dowel, Glued and Mechanically Reinforced
<b>Stitching:</b>	Double Needle
<b>Cushion:</b>	Premium Contract, Commercial, and Furniture Grade
<b>Seat Foam:</b>	High-Grade Commercial Polyurethane with Fiber Wrap
<b>Seat/Back:</b>	"S" Shaped Continuous Coils with Commercial Grade Polyurethane Foam
<b>Glides:</b>	Tack On Nylon
<b>Sealer/Top Coat:</b>	Commercial Catalyzed Lacquer
<b>Standard Finishes:</b>	Natural/Light Oak, Cherry, Dark Mocha, Stone, Teak, Mission
<b>Shipping:</b>	Ships Fully Assembled

**Fabric Note:** All Yardage Requirements Based on Non-Directional 54" Wide Continuous; Between Selvage (Self-Finished) Edges  
All Fabrics Must be Backed with ModuForm Approved Backing

**Multiple Fabric:** When specifying multiple fabrics please:

1. Utilize Multi-Fabric Form (see table of contents)
2. Use highest grade pricing of all fabric selected  
i.e. if you choose E and J, use J grade for all
3. Please call customer service for yardage requirements.

**Testing:** ANSI/BIFMA X7.1-2011(R2016)  
ANSI/BIFMA e3-2019 Furniture Sustainability Standard Sections 7.6.1, 7.6.2, and 7.6.3  
LEED v4 EQ Credit: Low-Emitting Materials furniture evaluation criteria  
The California Department of Public Health (CDPH) Standard Method v1.2 freestanding furniture Criteria  
The Collaborative for High Performance Schools (CHPS) 2019 Core Criteria 3.0 EQ C6.1.4 Furniture and Furnishings  
State of California TB117-2013 Flammability



MIS101  
33.5"d x 31.25"w x 29.5"h



MIS102  
33.5"d x 54.75"w x 29.5"h



MIS103  
33.5"d x 78.25"w x 29.5"h

## MISSION LOUNGE SEATING



MIS101



MIS102



MIS103

MODEL	COVER	DESCRIPTION	DIMENSION	AH	AW	SH	SD	SW	WT	YDS
MIS101	Standard	Chair	33.5"d x 31.25"w x 29.5"h	22.5"	4"	15.5"	23.5"	21"	61 lbs	2.00
MIS102	Standard	Settee	33.5"d x 54.75"w x 29.5"h	22.5"	4"	15.5"	23.5"	21"	82 lbs	4.00
MIS103	Standard	Sofa	33.5"d x 78.25"w x 29.5"h	22.5"	4"	15.5"	23.5"	21"	110 lbs	6.00

MODEL	COM	A	B	C	D	E	F	G	H	I	J	K	L	M	N
MIS101	\$5,447	\$5,452	\$5,485	\$5,528	\$5,561	\$5,594	\$5,638	\$5,692	\$5,758	\$5,824	\$5,890	\$5,954	\$6,020	\$6,086	\$6,152
MIS102	\$6,745	\$6,818	\$6,884	\$6,971	\$7,037	\$7,103	\$7,190	\$7,300	\$7,432	\$7,562	\$7,694	\$7,825	\$7,957	\$8,089	\$8,219
MIS103	\$7,825	\$7,971	\$8,070	\$8,201	\$8,300	\$8,399	\$8,529	\$8,694	\$8,891	\$9,088	\$9,285	\$9,481	\$9,679	\$9,876	\$10,074

OPTION	DESCRIPTION	LIST
CAL TB133	Flame Retardent Materials (Does Not Include Test to Certify, See Terms & Conditions for More Information)	\$110/yd
MOISBAR	Moisture Barrier	\$37/yd

STATEMENT OF LINE



Bristol



Bristol Flex



Chelsea | Chelsea Flex



Chelsea Table



Chelsea Jr.



Climb



Collegetown



Collegetown | Tight Seat



Collegetown Flex



Connect



Dalton



Emma



Emma Plinth



Joanna



Julia



Kensington



Newman



Peabody



Salem



Salem Flex



Sunday



Sunday Plinth



University



Westminster




William




Wilmington

OPTIONAL ACCESSORIES



Cup Holder




Power



Handle for Motion Package




Casters



Metal Leg - Black  
Adjustable



Metal Leg - Silver  
Adjustable



Wood Leg | Standard  
Choose from Finish Options  
Natural, Light Cherry, Cherry  
Dark Mocha, Stone



Tablet Arm for Armless Chairs  
Top is 12" dia black HPL with matching T-mold edge  
Arm is grey metal bolted to underside of chair






Tablet Arm for Arm Chairs  
Top is 12" dia black HPL with matching T-mold edge



"D" ring elastic ties and spring clips  
Standard for "loose" cushions

**FLEX COVER - What is it?**

Flex Cover provides customers with the option to replace the fabrics that were originally upholstered to the chair, settee or sofa. We utilize the same style of puzzle cut frames across all our products to ensure the foundation of the unit is of the highest quality and comfort. Arched springs and commercial grade foam are used so that the same level of comfort in a Flex Cover model is experienced in a traditional single piece frame. The process to change out fabric is done without any tools or special training. Simply turn the unit over, loosen and remove the large hand knobs and pull the components apart. The fabric is "fastened" to the frame with heavy-duty hook and loop fastening that can be pulled apart to remove the cover. To complete the re-upholstering, simply take the new covers, slip them over the components in the reverse order from the removal steps.




Turn the unit over to access the removable feet and hand knobs. Unscrew the hand knobs to expose the threaded studs from the arms.



Unscrew the (4) feet



Slide the arms away from the frame of the piece



Detach the Velcro and slide the fabric covers off



All hardware and fabric has been removed and the unit is now ready for new covers.

## Table Tops

## Standard laminate and Edges:

Top	Manufacturer	Model	Name	3MM Edge	T-Mold Edge
Natural Oak	Formica	7152-58	Northern Oak	Natural Oak	Natural Oak
Light Cherry on Oak	Formica	6208-58	Glamour Cherry	Oiled Cherry	Wild Cherry
Cherry on Oak	Formica	7759-58	Select Cherry	Select Cherry	Black
Stone on Oak	Formica	6413-58	Silver Riftwood	Silver Riftwood	Black
Dark Mocha on Oak	Formica	8848-58	Blackened Legno	Blackened Legno	Black
Walnut on Oak	Formica	6402-42	Thermo Walnut	Thermo Walnut	Black
Natural Maple	Formica	86992-58	Hard Rock Maple	Hard Rock Maple	Hard Rock Maple
Light Cherry on Maple	Formica	5904-43	Wild Cherry	Wild Cherry	Wild Cherry
Cherry on Maple	Formica	7759-58	Select Cherry	Select Cherry	Black
Stone on Maple	Formica	6413-58	Silver Riftwood	Silver Riftwood	Black
Dark Mocha on Maple	Formica	8848-58	Blackened Legno	Blackened Legno	Black
Walnut on Maple	Formica	6402-42	Thermo Walnut	Thermo Walnut	Black
White - writable	Formica	949-90	Gloss White	White	White
Black	Formica	909-58	Matte Black	Black	Black

Standard laminates are available on all tops. Edge band is determined by top shape

Series	Model	Description	Edge	Series	Model	Description	Edge
Chelsea	SF6200ET	End Table   HPL Top	3MM	Dalton	BG8505HT	Drum   HPL Top	T-Mold
Chelsea	SF6200TET	End Table   Tall   HPL Top	3MM	Dalton	BG8506HT	Drum   HPL Top	T-Mold
Chelsea	SF6245BNH	45° Table   HPL Top	T-Mold	Dalton	BG8507HT	Drum   HPL Top	T-Mold
Chelsea	SF6290	90° Table   HPL Top	T-Mold	Dalton	BG8508HT	Curve   HPL Top	T-Mold
Chelsea	SF6236RD	Table   HPL Top	T-Mold	Dalton	BGCRNRHT	Corner   90° Wedge   HPL Seat	T-Mold
Dalton	BG8501HT	90° Wedge   HPL Top	T-Mold	Dalton	BGCRNSHT	90° Square Corner with HPL Seat	3MM
Dalton	BG8502HT	Cube   HPL Top	3MM	Julia	JULARMT	Arm Table   HPL Top	3MM
Dalton	BG8503HT	Cube   HPL Top	3MM	Julia	JULARMT-POW	Arm Table   HPL Top with Power	3MM
Dalton	BG8504HT	Cube   HPL Top	3MM	Julia	JUL18DHT	Ottoman with HPL Top	T-Mold
Dalton	BG8516DHT	Drum   HPL Top	T-Mold	Julia	JUL36DHT	Table with HPL Top	T-Mold

## BRISTOL LOUNGE SEATING OVERVIEW

**Standard Features:**

Frame & Materials:	Premium Contract, Commercial, and Furniture Grade
Joinery:	Interlocking Components and Mechanically Reinforced
Stitching:	Double Needle
Seat Cushion:	Moveable and Fastened with Two "D" Ring Elastic Ties
Seat Foam:	7" Thick High-Grade Commercial Polyurethane with Fiber Wrap
Inside Back:	"S" Shaped Continuous Coils with Commercial Grade Polyurethane Foam
Feet:	Maple Block Leg Tapered 3 Sides
Feet   Finish:	Natural, Cherry, Dark Mocha, Stone, Teak, Walnut

**Fabric Note:** All Yardage Requirements Based on Non-Directional 54" Wide Continuous; Between Selvage (Self-Finished) Edges  
All Fabrics Must be Backed with ModuForm Approved Backing

**Multiple Fabric:** When specifying multiple fabrics please:

1. Utilize Multi-Fabric Form (see table of contents)
2. Use highest grade pricing of all fabric selected  
i.e. if you choose E and J, use J grade for all
3. Please call customer service for yardage requirements.

**Testing:** ANSI/BIFMA X7.1-2011(R2016)  
ANSI/BIFMA e3-2019 Furniture Sustainability Standard Sections 7.6.1, 7.6.2, and 7.6.3  
LEED v4 EQ Credit: Low-Emitting Materials furniture evaluation criteria  
The California Department of Public Health (CDPH) Standard Method v1.2 freestanding furniture Criteria  
The Collaborative for High Performance Schools (CHPS) 2019 Core Criteria 3.0 EQ C6.1.4 Furniture and Furnishings  
State of California TB117-2013 Flammability



SF5101  
30.5"d x 33"w x 32.5"h



SF5102  
30.5"d x 56.5"w x 32.5"h



SF5103  
30.5"d x 79.5"w x 32.5"h

# LOUNGE SEATING - FULLY UPHOLSTERED

**BRISTOL** Chair | Settee | Sofa



SF5101



SF5102



SF5103

MODEL	COVER	DESCRIPTION	DIMENSION	AH	SH	SW	SD	WT	YDS
SF5101	Standard	Chair	30.5"d x 33"w x 32.5"h	25.5"	17.5"	24"	21"	70 lbs	5.50
SF5102	Standard	Settee	30.5"d x 56.5"w x 32.5"h	25.5"	17.5"	48"	21"	100 lbs	7.50
SF5103	Standard	Sofa	30.5"d x 79.5"w x 32.5"h	25.5"	17.5"	69"	21"	183 lbs	10.00

MODEL	COM	A	B	C	D	E	F	G	H	I	J	K	L	M	N
SF5101	\$3,141	\$3,454	\$3,545	\$3,665	\$3,754	\$3,845	\$3,965	\$4,116	\$4,296	\$4,544	\$4,728	\$4,912	\$5,096	\$5,279	\$5,462
SF5102	\$3,578	\$4,027	\$4,151	\$4,315	\$4,438	\$4,562	\$4,725	\$4,931	\$5,178	\$5,538	\$5,790	\$6,042	\$6,293	\$6,544	\$6,795
SF5103	\$4,246	\$4,864	\$5,029	\$5,247	\$5,411	\$5,576	\$5,795	\$6,068	\$6,396	\$6,867	\$7,202	\$7,537	\$7,872	\$8,207	\$8,544

OPTION	LIST
CAL TB133	Flame Retardent Materials (Does Not Include Test to Certify, See Terms & Conditions for More Information)
MOISBAR	Moisture Barrier
Contrast Stitching	
	\$110/yd
	\$37/yd
	\$94

## BRISTOL FLEXLOUNGE SEATING OVERVIEW

**Standard Features:**

Frame & Materials:	Premium Contract, Commercial, and Furniture Grade
Joinery:	Interlocking Components and Mechanically Reinforced
	Field Replaceable Arms   No Tools Needed
Upholstering:	Field Replaceable Fabric Covers   No Tools Needed
Stitching:	Double Needle
Seat Cushion:	Moveable and Fastened with Two "D" Ring Elastic Ties
Seat Foam:	7" Thick High-Grade Commercial Polyurethane with Fiber Wrap
Inside Back:	"S" Shaped Continuous Coils with Commercial Grade Polyurethane Foam
Feet:	Maple   Cylinder Style
	Field Replaceable & Removable   No Tools Needed
Feet   Finish:	Natural, Cherry, Dark Mocha, Stone, Teak, Walnut



**Fabric Note:** All Yardage Requirements Based on Non-Directional 54" Wide Continuous; Between Selvage (Self-Finished) Edges  
All Fabrics Must be Backed with ModuForm Approved Backing

**Multiple Fabric:** When specifying multiple fabrics please:

1. Utilize Multi-Fabric Form (see table of contents)
2. Use highest grade pricing of all fabric selected  
i.e. if you choose E and J, use J grade for all
3. Please call customer service for yardage requirements.

**Testing:**

ANSI/BIFMA X7.1-2011(R2016)  
ANSI/BIFMA e3-2019 Furniture Sustainability Standard Sections 7.6.1, 7.6.2, and 7.6.3  
LEED v4 EQ Credit: Low-Emitting Materials furniture evaluation criteria  
The California Department of Public Health (CDPH) Standard Method v1.2 freestanding furniture Criteria  
The Collaborative for High Performance Schools (CHPS) 2019 Core Criteria 3.0 EQ C6.1.4 Furniture and Furnishings  
State of California TB117-2013 Flammability



SF5101V  
30.5"d x 33"w x 32.5"h



SF5102V  
30.5"d x 56.5" x 32.5"h



SF5103V  
30.5"d x 79.5" x 32.5"h

# LOUNGE SEATING - FULLY UPHOLSTERED

## BRISTOL | FLEX COVER

Chair | Settee | Sofa



SF5101V



SF5102V



SF5103V

MODEL	COVER	DESCRIPTION	DIMENSION	AH	SH	SW	SD	WT	YDS
SF5101V	Flex	Chair	30.5"d x 33"w x 32.5"h	25.5"	17.5"	24"	21"	70 lbs	5.50
SF5102V	Flex	Settee	30.5"d x 56.5" x 32.5"h	25.5"	17.5"	48"	21"	100 lbs	7.50
SF5103V	Flex	Sofa	30.5"d x 79.5" x 32.5"h	25.5"	17.5"	69"	21"	183 lbs	10.00
SF5101VREPCOV	Flex	Replacement Cover   Chair		-	-	-	-	-	5.50
SF5102VREPCOV	Flex	Replacement Cover   Settee		-	-	-	-	-	7.50
SF5103VREPCOV	Flex	Replacement Cover   Sofa		-	-	-	-	-	10.00

MODEL	COM	A	B	C	D	E	F	G	H	I	J	K	L	M	N
SF5101V	\$3,576	\$3,873	\$3,964	\$4,084	\$4,174	\$4,265	\$4,385	\$4,535	\$4,716	\$5,000	\$5,184	\$5,369	\$5,553	\$5,738	\$5,923
SF5102V	\$4,071	\$4,504	\$4,628	\$4,791	\$4,914	\$5,038	\$5,201	\$5,407	\$5,654	\$6,023	\$6,275	\$6,527	\$6,779	\$7,029	\$7,281
SF5103V	\$4,835	\$5,431	\$5,596	\$5,815	\$5,978	\$6,143	\$6,362	\$6,635	\$6,964	\$7,446	\$7,781	\$8,116	\$8,451	\$8,788	\$9,123
SF5101VREPCOV	\$661	\$900	\$983	\$1,099	\$1,206	\$1,294	\$1,413	\$1,561	\$1,740	\$2,067	\$2,265	\$2,462	\$2,658	\$2,856	\$3,054
SF5102VREPCOV	\$940	\$1,482	\$1,606	\$1,769	\$1,892	\$2,016	\$2,179	\$2,385	\$2,632	\$2,877	\$3,124	\$3,371	\$3,694	\$3,944	\$4,196
SF5103VREPCOV	\$1,118	\$1,844	\$2,009	\$2,228	\$2,392	\$2,557	\$2,776	\$3,049	\$3,377	\$3,728	\$4,059	\$4,455	\$4,790	\$5,125	\$5,495

OPTION	LIST
CAL TB133	Flame Retardent Materials (Does Not Include Test to Certify, See Terms & Conditions for More Information)
MOISBAR	Moisture Barrier
4 Metal Cylinder Legs (Choose Black or Silver)	
Contrast Stitching	
	\$110/yd
	\$37/yd
	\$214
	\$94

## BUMP MODULAR LOUNGE

### Standard Features:

Frame & Materials:	Premium "Foam Marrow" Core
Upholstering:	Standard Upholstery
Stitching:	Single Needle
Seat Foam:	Cut & Shaped High-Density & High -Compression Commercial Polyurethane
Inside Back:	Cut & Shaped High-Density & High -Compression Commercial Polyurethane
Base:	4" High Molded and High-Impact Plinth - Black

**Fabric Note:** All Yardage Requirements Based on Non-Directional 54" Wide Continuous; Between Selvage (Self-Finished) Edges  
All Fabrics Must be Backed with ModuForm Approved Backing

**Multiple Fabric:** When specifying multiple fabrics please:

1. Utilize Multi-Fabric Form (see table of contents)
2. Use highest grade pricing of all fabric selected  
i.e. if you choose E and J, use J grade for all
3. Please call customer service for yardage requirements.

**Testing:** ANSI/BIFMA X7.1-2011(R2016)  
ANSI/BIFMA e3-2019 Furniture Sustainability Standard Sections 7.6.1, 7.6.2, and 7.6.3  
LEED v4 EQ Credit: Low-Emitting Materials furniture evaluation criteria  
The California Department of Public Health (CDPH) Standard Method v1.2 freestanding furniture Criteria  
The Collaborative for High Performance Schools (CHPS) 2019 Core Criteria 3.0 EQ C6.1.4 Furniture and Furnishings  
State of California TB117-2013 Flammability



BUMP      Modular Chair



MODEL	COVER	DESCRIPTION	DIMENSION	AH	SH	SW	SD	WT	YDS
BMP01-PB424	Standard	Modular Lounge Chair	31.5"d x 24.5"w x 31.75"h	-	18"	24.5"	-	28 lbs	4.00

MODEL	COM	A	B	C	D	E	F	G	H	I	J	K	L	M	N
BMP01-PB424	\$2,301	\$2,532	\$2,598	\$2,685	\$2,751	\$2,817	\$2,904	\$3,013	\$3,145	\$3,276	\$3,407	\$3,538	\$3,670	\$3,802	\$3,932

OPTION														LIST
CAL TB133		Flame Retardent Materials (Does Not Include Test to Certify, See Terms & Conditions for More Information)												\$110/yd
MOISBAR		Moisture Barrier												\$37/yd

## CHELSEA MODULAR SEATING OVERVIEW

**Standard Features:**

Frame & Materials:	Premium Contract, Commercial, and Furniture Grade
Joinery:	Interlocking Components and Mechanically Reinforced
	Field Replaceable Arms
	Chelsea Flex Only: Removable Back   No Tools Needed
Upholstering:	Chelsea Flex Only: Field Replaceable Fabric Covers   No Tools Needed
Stitching:	Single Needle
Seat Foam:	Cut & Shaped High-Grade Commercial Polyurethane with Fiber Wrap
Inside Back:	"S" Shaped Continuous Coils with Commercial Grade Polyurethane Foam
Feet:	Maple   Cylinder Style
	Field Replaceable & Removable   No Tools Needed
Feet   Finish:	Natural, Cherry, Dark Mocha, Stone, Teak, Walnut

**Fabric Note:** All Yardage Requirements Based on Non-Directional 54" Wide Continuous; Between Selvage (Self-Finished) Edges  
All Fabrics Must be Backed with ModuForm Approved Backing

**Multiple Fabric:** When specifying multiple fabrics please:

1. Utilize Multi-Fabric Form (see table of contents)
2. Use highest grade pricing of all fabric selected  
i.e. if you choose E and J, use J grade for all
3. Please call customer service for yardage requirements.


**Testing:** ANSI/BIFMA X7.1-2011(R2016)  
ANSI/BIFMA e3-2019 Furniture Sustainability Standard Sections 7.6.1, 7.6.2, and 7.6.3  
LEED v4 EQ Credit: Low-Emitting Materials furniture evaluation criteria  
The California Department of Public Health (CDPH) Standard Method v1.2 freestanding furniture Criteria  
The Collaborative for High Performance Schools (CHPS) 2019 Core Criteria 3.0 EQ C6.1.4 Furniture and Furnishings  
State of California TB117-2013 Flammability



SF6222OA  
29"d x 28"w x 32"h



SF6201 SF6201V  
29"d x 24.5"w x 32"h



SF6201A  
29"d x 30.5"w x 32"h



SF6201RM  
29"d x 27.5"w x 32"h



SF6201LM  
29"d x 27.5"w x 32"h



SF6245IA  
29"d x 26.5"w x 32"h



SF6222IA  
29"d x 27"w x 32"h

## CHELSEA Modular Chair | Wedge

SF6201  
SF6201V

SF6201A



SF6201RM



SF6201LM

MODEL	COVER	DESCRIPTION	DIMENSION	AH	SH	SW	SD	WT	YDS
SF6201	Standard	Chair	29"d x 24.5"w x 32"h	20"	18"	-	21"	40 lbs	3.00
SF6201A	Standard	Armchair	29"d x 30.5"w x 32"h	26"	18"	24.5"	21"	70 lbs	6.00
SF6201V	Flex	Chair	29"d x 24.5"w x 32"h	20"	18"	-	21"	40 lbs	3.00
SF6201RM	Standard	Right Arm Module	29"d x 27.5"w x 32"h	26"	18"	24.5"	21"	55 lbs	4.50
SF6201LM	Standard	Left Arm Module	29"d x 27.5"w x 32"h	26"	18"	24.5"	21"	55 lbs	4.50

MODEL	COM	A	B	C	D	E	F	G	H	I	J	K	L	M	N
SF6201	\$1,747	\$1,896	\$1,947	\$2,015	\$2,063	\$2,114	\$2,179	\$2,263	\$2,343	\$2,493	\$2,595	\$2,727	\$2,846	\$2,960	\$3,076
SF6201A	\$3,191	\$3,460	\$3,566	\$3,696	\$3,797	\$3,896	\$4,027	\$4,194	\$4,358	\$4,696	\$4,901	\$5,106	\$5,312	\$5,518	\$5,724
SF6201V	\$1,974	\$2,112	\$2,148	\$2,231	\$2,263	\$2,331	\$2,396	\$2,479	\$2,578	\$2,714	\$2,814	\$2,914	\$3,014	\$3,116	\$3,218
SF6201RM	\$2,385	\$2,591	\$2,670	\$2,769	\$2,844	\$2,918	\$3,017	\$3,117	\$3,265	\$3,512	\$3,666	\$3,820	\$3,973	\$4,129	\$4,282
SF6201LM	\$2,385	\$2,591	\$2,670	\$2,769	\$2,844	\$2,918	\$3,017	\$3,117	\$3,265	\$3,512	\$3,666	\$3,820	\$3,973	\$4,129	\$4,282

OPTION	LIST
CAL TB133	Flame Retardent Materials (Does Not Include Test to Certify, See Terms & Conditions for More Information)
MOISBAR	Moisture Barrier
Double Needle Stitching - Armless Chair	
Double Needle Stitching - Armchair	
Double Needle Stitching - Chair Module (1 Arm)	
Contrast Stitching (Requires Double Needle Stitching)	
Motion Package 1 - Includes Handle, 2 Locking Casters, 2 Metal Legs.	
Motion Package 2 - Includes Handle, 2 Locking Casters, 2 Wood Legs.	
4 Locking Casters	
4 Metal Cylinder Legs (Choose Black or Silver)	
Tablet Arm (12" dia)	
Ganging Clip	
Power   2 - USB & 1 - 110V (Side Mounted)	

## CHELSEA Modular Chair | Wedge



SF62451A



SF62221A



SF62220A

MODEL	COVER	DESCRIPTION	DIMENSION	AH	SH	SW	SD	WT	YDS
SF62451A	Standard	Chair   45° Inside Wedge	29"d x 26.5"w x 32"h	20"	18"	-	21"	-	3.50
SF62221A	Standard	Chair   22° Inside Wedge	29"d x 27"w x 32"h	20"	18"	-	21"	-	3.00
SF62220A	Standard	Chair   22° Outside Wedge	29"d x 28"w x 32"h	20"	18"	-	21"	-	3.00

MODEL	COM	A	B	C	D	E	F	G	H	I	J	K	L	M	N
SF62451A	\$2,141	\$2,288	\$2,330	\$2,426	\$2,484	\$2,542	\$2,619	\$2,715	\$2,831	\$3,008	\$3,128	\$3,248	\$3,369	\$3,489	\$3,609
SF62221A	\$1,975	\$2,100	\$2,166	\$2,232	\$2,281	\$2,332	\$2,397	\$2,480	\$2,559	\$2,715	\$2,815	\$2,915	\$3,017	\$3,117	\$3,219
SF62220A	\$1,929	\$2,069	\$2,104	\$2,187	\$2,236	\$2,286	\$2,352	\$2,435	\$2,534	\$2,669	\$2,770	\$2,869	\$2,971	\$3,071	\$3,173

OPTION	LIST
CAL TB133	Flame Retardent Materials (Does Not Include Test to Certify, See Terms & Conditions for More Information)
MOISBAR	Moisture Barrier
Double Needle Stitching - Armless Chair	
Contrast Stitching (Requires Double Needle Stitching)	
Motion Package 1 - Includes Handle, 2 Locking Casters, 2 Metal Legs.	
Motion Package 2 - Includes Handle, 2 Locking Casters, 2 Wood Legs.	
4 Locking Casters	
4 Metal Cylinder Legs (Choose Black or Silver)	
Tablet Arm (12" dia)	
Ganging Clip	
Power   2 - USB & 1 - 110V (Side Mounted)	

## CHELSEA MODULAR TABLES OVERVIEW

**Standard Features:**

Frame & Materials:	Premium Contract, Commercial, and Furniture Grade
Joinery:	Interlocking Components and Mechanically Reinforced
Stitching:	Single Needle
Top:	3/4" HPL (Choose finish - Natural, Cherry, Dark Mocha, Stone, Teak, Walnut)
Top Edges:	PVC/T-Mold Edge to Match   See Table Tops Standard Laminate and Edges in Statement of Line
Feet:	Maple   Cylinder Style Field Replaceable & Removable   No Tools Needed
Feet   Finish:	Natural, Cherry, Dark Mocha, Stone, Teak, Walnut





<b>Fabric Note:</b>	All Yardage Requirements Based on Non-Directional 54" Wide Continuous; Between Selvage (Self-Finished) Edges All Fabrics Must be Backed with ModuForm Approved Backing
---------------------	---

<b>Testing:</b>	ANSI/BIFMA X7.1-2011(R2016) ANSI/BIFMA e3-2019 Furniture Sustainability Standard Sections 7.6.1, 7.6.2, and 7.6.3 LEED v4 EQ Credit: Low-Emitting Materials furniture evaluation criteria The California Department of Public Health (CDPH) Standard Method v1.2 freestanding furniture Criteria The Collaborative for High Performance Schools (CHPS) 2019 Core Criteria 3.0 EQ C6.1.4 Furniture and Furnishings State of California TB117-2013 Flammability
-----------------	--

**STANDARD LAMINATE FOR TABLE TOPS**

Top	Manufacturer	Model	Name	3MM Edge	T-Mold Edge
Natural Oak	Wilsonart	7928-38	Castle Oak	Castle Oak	Natural Oak
Teak on Oak	Wilsonart	7209-60	Nepal Teak	Nepal Teak	Black
Cherry on Oak	Wilsonart	7923K-60	Versailles Anigre	Select Cherry	Black
Stone on Oak	Wilsonart	8209K-60	Veranda Teak	Silver Riftwood	Black
Dark Mocha on Oak	Wilsonart	7997-38	Ebony Recon	Blackened Legno	Black
Walnut on Oak	Wilsonart	7984-38	Mangalore Mango	Thermo Walnut	Black
Natural Maple	Wilsonart	7911-60	Manitoba Maple	Manitoba Maple	Black
Teak on Maple	Wilsonart	7209-60	Nepal Teak	Nepal Teak	Black
Cherry on Maple	Wilsonart	7759-58	Versailles Anigre	Select Cherry	Black
Stone on Maple	Wilsonart	6413-58	Veranda Teak	Silver Riftwood	Black
Dark Mocha on Maple	Wilsonart	8848-58	Ebony Recon	Blackened Legno	Black
Walnut on Maple	Wilsonart	6402-42	Mangalore Mango	Thermo Walnut	Black
White - Writable	Wilsonart	1573-09	Frosty White	White	White
Black	Wilsonart	1595-60	Matte Black	Black	Black

SF6200ET  
24"d x 12"w x 16"hSF6200TET  
24"d x 12"w x 21"hSF6245BNH  
26"d x 32"w x 16"hSF6290  
27.25"d x 46"w x 16"hSF6236RD  
36"dia x 16"h



MODEL	COM	A	B	C	D	E	F	G	H	I	J	K	L	M	N
SF6200ET	\$1,239	\$1,284	\$1,304	\$1,334	\$1,358	\$1,383	\$1,411	\$1,447	\$1,492	\$1,575	\$1,624	\$1,672	\$1,722	\$1,771	\$1,821
SF6200TET	\$1,280	\$1,338	\$1,362	\$1,397	\$1,432	\$1,455	\$1,492	\$1,537	\$1,590	\$1,688	\$1,747	\$1,806	\$1,866	\$1,925	\$1,986
SF6245BNH	\$1,411	\$1,475	\$1,487	\$1,527	\$1,581	\$1,608	\$1,649	\$1,703	\$1,765	\$1,900	\$1,950	\$2,016	\$2,088	\$2,156	\$2,224
SF6290	\$1,746	\$1,798	\$1,815	\$1,854	\$1,883	\$1,912	\$1,966	\$2,013	\$2,071	\$2,157	\$2,216	\$2,274	\$2,334	\$2,392	\$2,451
SF6236RD	\$1,676	\$1,765	\$1,796	\$1,835	\$1,871	\$1,932	\$1,968	\$2,024	\$2,087	\$2,201	\$2,270	\$2,339	\$2,408	\$2,478	\$2,546

v325n | L15

## CHELSEA JUNIOR MODULAR SEATING OVERVIEW

**Standard Features:**

Frame & Materials:	Premium Contract, Commercial, and Furniture Grade
Joinery:	Interlocking Components and Mechanically Reinforced
	Field Replaceable Arms
Stitching:	Single Needle
Seat Foam:	Cut & Shaped High-Grade Commercial Polyurethane with Fiber Wrap
Inside Back:	"S" Shaped Continuous Coils with Commercial Grade Polyurethane Foam
Feet:	Maple   Cylinder Style
	Field Replaceable & Removable   No Tools Needed
Feet   Finish:	Natural, Cherry, Dark Mocha, Stone, Teak, Walnut

**Fabric Note:** All Yardage Requirements Based on Non-Directional 54" Wide Continuous; Between Selvage (Self-Finished) Edges  
All Fabrics Must be Backed with ModuForm Approved Backing

**Multiple Fabric:** When specifying multiple fabrics please:

1. Utilize Multi-Fabric Form (see table of contents)
2. Use highest grade pricing of all fabric selected  
i.e. if you choose E and J, use J grade for all
3. Please call customer service for yardage requirements.

**Testing:** ANSI/BIFMA X7.1-2011(R2016)  
ANSI/BIFMA e3-2019 Furniture Sustainability Standard Sections 7.6.1, 7.6.2, and 7.6.3  
LEED v4 EQ Credit: Low-Emitting Materials furniture evaluation criteria  
The California Department of Public Health (CDPH) Standard Method v1.2 freestanding furniture Criteria  
The Collaborative for High Performance Schools (CHPS) 2019 Core Criteria 3.0 EQ C6.1.4 Furniture and Furnishings  
State of California TB117-2013 Flammability



SF6201J  
25"d x 18"w x 27"h



SF6201JA  
25"d x 24.5"w x 27"h

## CHELSEA JR.

Chair | Small Scale



SF6201J



SF6201JA

MODEL	COVER	DESCRIPTION	DIMENSION	AH	SH	SW	WT	YDS
SF6201J	Standard	Chair   Small Scale	25"d x 18"w x 27"h	-	15"	-	25 lbs	2.50
SF6201JA	Standard	Armchair   Small Scale	25"d x 24.5"w x 27"h	20"	15"	18	-	5.50

MODEL	COM	A	B	C	D	E	F	G	H	I	J	K	L	M	N
SF6201J	\$1,538	\$1,661	\$1,703	\$1,759	\$1,811	\$1,855	\$1,916	\$1,988	\$2,077	\$2,239	\$2,339	\$2,437	\$2,532	\$2,631	\$2,731
SF6201JA	\$2,236	\$2,545	\$2,616	\$2,736	\$2,826	\$2,917	\$3,037	\$3,187	\$3,368	\$3,670	\$3,857	\$4,046	\$4,234	\$4,422	\$4,610

OPTION	LIST
CAL TB133	Flame Retardent Materials (Does Not Include Test to Certify, See Terms & Conditions for More Information)
MOISBAR	Moisture Barrier
Double Needle Stitching - Armless Chair	
Double Needle Stitching - Armchair	
Contrast Stitching (Requires Double Needle Stitching)	
Motion Package 1 - Includes Handle, 2 Locking Casters, 2 Metal Legs.	
Motion Package 2 - Includes Handle, 2 Locking Casters, 2 Wood Legs.	
4 Locking Casters	
4 Metal Cylinder Legs (Choose Black or Silver)	
	\$110/yd
	\$37/yd
	\$167
	\$216
	\$94
	\$252
	\$149
	\$111
	\$214

## CLIMB TIERED SEATING OVERVIEW

**Standard Features:**

Frame & Materials:	Premium Contract, Commercial, and Furniture Grade
Joinery:	Interlocking Components and Mechanically Reinforced
Stitching:	Single Needle
Seat Foam:	Cut & Shaped High-Density Commercial Polyurethane with Fiber Wrap
Seat Deck:	Removable with Tools
Feet:	1" Tall High-Impact Cylinder Standard

**Fabric Note:** All Yardage Requirements Based on Non-Directional 54" Wide Continuous; Between Selvage (Self-Finished) Edges  
All Fabrics Must be Backed with ModuForm Approved Backing

**Multiple Fabric:** When specifying multiple fabrics please:  
1. Utilize Multi-Fabric Form (see table of contents)  
2. Use highest grade pricing of all fabric selected  
i.e. if you choose E and J, use J grade for all  
3. Please call customer service for yardage requirements.

**Testing:** ANSI/BIFMA X7.1-2011(R2016)  
ANSI/BIFMA e3-2019 Furniture Sustainability Standard Sections 7.6.1, 7.6.2, and 7.6.3  
LEED v4 EQ Credit: Low-Emitting Materials furniture evaluation criteria  
The California Department of Public Health (CDPH) Standard Method v1.2 freestanding furniture Criteria  
The Collaborative for High Performance Schools (CHPS) 2019 Core Criteria 3.0 EQ C6.1.4 Furniture and Furnishings  
State of California TB117-2013 Flammability



CL02  
40"d x 36"w x 34.5"h



CL3TS  
40"d x 36"w x 34.5"h



CLCRSIN  
40"d x 40"w x 34.5"h



CLCRSOUT  
40"d x 40"w x 34.5"h

**CLIMB** Tiered Seating

CL02



CL3TS



CLCRSIN



CLCRSOUT

MODEL	COVER	DESCRIPTION	DIMENSION	AH	SH	SW	SD	WT	YDS
CL02	Standard	2 Tier Unit	40"d x 36"w x 34.5"h	-	-	-	-	106 lbs	6.50
CL3TS	Standard	3 Tier Unit	40"d x 36"w x 34.5"h	-	-	-	-	118 lbs	6.00
CLCRSIN	Standard	Inside Corner	40"d x 40"w x 34.5"h	-	-	-	-	130 lbs	8.00
CLCRSOUT	Standard	Outside Corner	40"d x 40"w x 34.5"h	-	-	-	-	125 lbs	6.00

MODEL	COM	A	B	C	D	E	F	G	H	I	J	K	L	M	N
CL02	\$2,140	\$2,537	\$2,624	\$2,766	\$2,873	\$2,980	\$3,123	\$3,301	\$3,513	\$3,828	\$4,051	\$4,274	\$4,497	\$4,720	\$4,941
CL3TS	\$2,476	\$2,794	\$2,915	\$3,024	\$3,146	\$3,247	\$3,352	\$3,517	\$3,713	\$4,023	\$4,228	\$4,435	\$4,639	\$4,844	\$5,051
CLCRSIN	\$2,885	\$3,328	\$3,460	\$3,636	\$3,766	\$3,898	\$4,074	\$4,293	\$4,555	\$4,957	\$5,230	\$5,505	\$5,779	\$6,053	\$6,326
CLCRSOUT	\$2,675	\$2,980	\$3,103	\$3,235	\$3,334	\$3,434	\$3,538	\$3,703	\$3,899	\$4,217	\$4,422	\$4,629	\$4,833	\$5,038	\$5,245

OPTION	LIST
CAL TB133 Flame Retardent Materials (Does Not Include Test to Certify, See Terms & Conditions for More Information)	\$110/yd
MOISBAR Moisture Barrier	\$37/yd
Double Needle Stitching	\$258
Contrast Stitching (Requires Double Needle Stitching)	\$94
Ganging Clips (Two per Unit)	\$103
Power   2 - USB & 1 - 110V (Side Mounted)	\$277

## COLLEGETOWN LOUNGE SEATING OVERVIEW

**Standard Features:**

Frame & Materials:	Premium Contract, Commercial, and Furniture Grade
Joinery:	Interlocking Components and Mechanically Reinforced
Stitching:	Single Needle
Seat Cushion:	Moveable and Fastened with Two "D" Ring Elastic Ties
Seat Foam:	High-Grade Commercial Polyurethane with Fiber Wrap
Inside Back:	"S" Shaped Continuous Coils with Commercial Grade Polyurethane Foam
Feet:	Maple Block Leg Tapered 4 Sides
Feet   Finish:	Natural, Cherry, Dark Mocha, Stone, Teak, Walnut

**Fabric Note:**

All Yardage Requirements Based on Non-Directional 54" Wide Continuous; Between Selvage (Self-Finished) Edges  
 All Fabrics Must be Backed with ModuForm Approved Backing  
 When specifying multiple fabrics please:

**Multiple Fabric:**

1. Utilize Multi-Fabric Form (see table of contents)
2. Use highest grade pricing of all fabric selected  
i.e. if you choose E and J, use J grade for all
3. Please call customer service for yardage requirements.

**Testing:**

ANSI/BIFMA X7.1-2011(R2016)  
 ANSI/BIFMA e3-2019 Furniture Sustainability Standard Sections 7.6.1, 7.6.2, and 7.6.3  
 LEED v4 EQ Credit: Low-Emitting Materials furniture evaluation criteria  
 The California Department of Public Health (CDPH) Standard Method v1.2 freestanding furniture Criteria  
 The Collaborative for High Performance Schools (CHPS) 2019 Core Criteria 3.0 EQ C6.1.4 Furniture and Furnishings  
 State of California TB117-2013 Flammability



SFCT01  
36"d x 37"w x 32"h



SFCT02  
36"d x 59"w x 32"h



SFCT03  
36"d x 82"w x 32"h

# LOUNGE SEATING - FULLY UPHOLSTERED

## COLLEGETOWN

Chair | Settee | Sofa



SFCT01



SFCT02



SFCT03

MODEL	COVER	DESCRIPTION	DIMENSION	AH	SH	SW	SD	WT	YDS
SFCT01	Standard	Chair	36"d x 37"w x 32"h	24"	17.5"	23"	22.25"	96 lbs	5.50
SFCT02	Standard	Settee	36"d x 59"w x 32"h	24"	17.5"	46.5"	22.25"	-	7.50
SFCT03	Standard	Sofa	36"d x 82"w x 32"h	24"	17.5"	70"	22.25"	145 lbs	9.50

MODEL	COM	A	B	C	D	E	F	G	H	I	J	K	L	M	N
SFCT01	\$2,456	\$2,719	\$2,831	\$2,930	\$3,043	\$3,134	\$3,231	\$3,381	\$3,562	\$3,851	\$4,038	\$4,227	\$4,415	\$4,604	\$4,792
SFCT02	\$3,101	\$3,469	\$3,621	\$3,757	\$3,910	\$4,034	\$4,167	\$4,373	\$4,620	\$5,010	\$5,267	\$5,524	\$5,782	\$6,038	\$6,295
SFCT03	\$3,684	\$4,162	\$4,352	\$4,526	\$4,719	\$4,839	\$5,047	\$5,307	\$5,618	\$6,110	\$6,436	\$6,760	\$7,086	\$7,412	\$7,736

OPTION	LIST
CAL TB133	Flame Retardent Materials (Does Not Include Test to Certify, See Terms & Conditions for More Information)
MOISBAR	Moisture Barrier
Double Needle Stitching - Armchair	
Double Needle Stitching - 2 Seat Armless Sofa	
Double Needle Stitching - 3 Seat Armless Sofa	
Contrast Stitching (Requires Double Needle Stitching)	
	\$110/yd
	\$37/yd
	\$167
	\$216
	\$330
	\$94

## COLLEGETOWN FLEX LOUNGE SEATING OVERVIEW

**Standard Features:**

Frame & Materials:	Premium Contract, Commercial, and Furniture Grade Interlocking Components and Mechanically Reinforced
Joinery:	Field Replaceable Arms   No Tools Needed
Upholstering:	Field Replaceable Fabric Covers   No Tools Needed
Stitching:	Single Needle
Seat Cushion:	Moveable and Fastened with Two "D" Ring Elastic Ties
Seat Foam:	High-Grade Commercial Polyurethane with Fiber Wrap
Inside Back:	"S" Shaped Continuous Coils with Commercial Grade Polyurethane Foam
Feet:	Maple   Cylinder Style
	Field Replaceable & Removable   No Tools Needed
Feet   Finish:	Natural, Cherry, Dark Mocha, Stone, Teak, Walnut



**Fabric Note:** All Yardage Requirements Based on Non-Directional 54" Wide Continuous; Between Selvage (Self-Finished) Edges  
All Fabrics Must be Backed with ModuForm Approved Backing

**Multiple Fabric:** When specifying multiple fabrics please:

1. Utilize Multi-Fabric Form (see table of contents)
2. Use highest grade pricing of all fabric selected  
i.e. if you choose E and J, use J grade for all
3. Please call customer service for yardage requirements.

**Testing:** ANSI/BIFMA X7.1-2011(R2016)  
ANSI/BIFMA e3-2019 Furniture Sustainability Standard Sections 7.6.1, 7.6.2, and 7.6.3  
LEED v4 EQ Credit: Low-Emitting Materials furniture evaluation criteria  
The California Department of Public Health (CDPH) Standard Method v1.2 freestanding furniture Criteria  
The Collaborative for High Performance Schools (CHPS) 2019 Core Criteria 3.0 EQ C6.1.4 Furniture and Furnishings  
State of California TB117-2013 Flammability



SFCT01V  
36"d x 37"w x 32"h



SFCT02V  
36"d x 59"w x 32"h



SFCT03V  
36"d x 82"w x 32"h

## COLLEGETOWN | FLEX



SFCT01V



SFCT02V



SFCT03V

MODEL	COVER	DESCRIPTION	DIMENSION	AH	SH	SW	SD	WT	YDS
SFCT01V	Flex	Chair	36"d x 37"w x 32"h	24"	17.5"	23"	22.25"	96 lbs	5.50
SFCT02V	Flex	Settee	36"d x 59"w x 32"h	24"	17.5"	46.5"	22.25"	-	7.50
SFCT03V	Flex	Sofa	36"d x 82"w x 32"h	24"	17.5"	70"	22.25"	143 lbs	9.50



SFCT01VREPCOV	Flex	Replacement Cover   Chair	-	-	-	-	-	-	5.50
SFCT02VREPCOV	Flex	Replacement Cover   Settee	-	-	-	-	-	-	7.50
SFCT03VREPCOV	Flex	Replacement Cover   Sofa	-	-	-	-	-	-	9.50

MODEL	COM	A	B	C	D	E	F	G	H	I	J	K	L	M	N
SFCT01V	\$2,793	\$3,049	\$3,145	\$3,266	\$3,356	\$3,448	\$3,570	\$3,692	\$3,873	\$4,175	\$4,364	\$4,551	\$4,740	\$4,928	\$5,117
SFCT02V	\$3,526	\$3,889	\$4,019	\$4,184	\$4,308	\$4,434	\$4,597	\$4,769	\$5,015	\$5,420	\$5,677	\$5,935	\$6,192	\$6,448	\$6,705
SFCT03V	\$4,190	\$4,632	\$4,825	\$5,034	\$5,192	\$5,349	\$5,517	\$5,776	\$6,088	\$6,598	\$6,924	\$7,250	\$7,576	\$7,901	\$8,226
SFCT01VREPCOV	\$677	\$971	\$1,062	\$1,182	\$1,272	\$1,363	\$1,483	\$1,633	\$1,814	\$2,094	\$2,294	\$2,493	\$2,693	\$2,893	\$3,094
SFCT02VREPCOV	\$841	\$1,388	\$1,512	\$1,676	\$1,798	\$1,922	\$2,086	\$2,292	\$2,538	\$2,784	\$3,054	\$3,277	\$3,546	\$3,884	\$4,141
SFCT03VREPCOV	\$1,061	\$1,691	\$1,848	\$2,056	\$2,212	\$2,368	\$2,577	\$2,836	\$3,148	\$3,460	\$3,795	\$4,202	\$4,527	\$4,853	\$5,249

OPTION	LIST
CAL TB133	Flame Retardent Materials (Does Not Include Test to Certify, See Terms & Conditions for More Information)
MOISBAR	Moisture Barrier
Double Needle Stitching - Armchair	
Double Needle Stitching - 2 Seat Armless Sofa	
Double Needle Stitching - 3 Seat Armless Sofa	
Contrast Stitching (Requires Double Needle Stitching)	
4 Metal Cylinder Legs (Choose Black or Silver)	

## COLLEGETOWN TIGHT SEAT LOUNGE OVERVIEW

**Standard Features:**

Frame & Materials:	Premium Contract, Commercial, and Furniture Grade
Joinery:	Interlocking Components and Mechanically Reinforced
Stitching:	Single Needle
Seat Cushion:	Integrated & Shaped High-Grade Commercial Polyurethane with Fiber Wrap
Seat Foam:	High-Grade Commercial Polyurethane with Fiber Wrap
Inside Back:	"S" Shaped Continuous Coils with Commercial Grade Polyurethane Foam
Feet:	Maple Block Leg Tapered 4 Sides
Feet   Finish:	Natural, Cherry, Dark Mocha, Stone, Teak, Walnut

**Fabric Note:**

All Yardage Requirements Based on Non-Directional 54" Wide Continuous; Between Selvage (Self-Finished) Edges  
 All Fabrics Must be Backed with ModuForm Approved Backing  
 When specifying multiple fabrics please:

**Multiple Fabric:**

1. Utilize Multi-Fabric Form (see table of contents)
2. Use highest grade pricing of all fabric selected  
i.e. if you choose E and J, use J grade for all
3. Please call customer service for yardage requirements.

**Testing:**

ANSI/BIFMA X7.1-2011(R2016)  
 ANSI/BIFMA e3-2019 Furniture Sustainability Standard Sections 7.6.1, 7.6.2, and 7.6.3  
 LEED v4 EQ Credit: Low-Emitting Materials furniture evaluation criteria  
 The California Department of Public Health (CDPH) Standard Method v1.2 freestanding furniture Criteria  
 The Collaborative for High Performance Schools (CHPS) 2019 Core Criteria 3.0 EQ C6.1.4 Furniture and Furnishings  
 State of California TB117-2013 Flammability



SFCT01TS  
35"d x 37"w x 32"h



SFCT02TS  
35"d x 59"w x 32"h



SFCT03TS  
35"d x 82"w x 32"h

# LOUNGE SEATING - FULLY UPHOLSTERED

## COLLEGETOWN | TIGHT SEAT


Chair | Settee | Sofa



SFCT01TS



SFCT02TS



SFCT03TS

MODEL	COVER	DESCRIPTION	DIMENSION	AH	SH	SW	SD	WT	YDS
SFCT01TS	Standard	Chair	35"d x 37"w x 32"h	24"	16.5"	23"	21"	96 lbs	5.75
SFCT02TS	Standard	Settee	35"d x 59"w x 32"h	24"	16.5"	46.5"	21"	-	7.75
SFCT03TS	Standard	Sofa	35"d x 82"w x 32"h	24"	16.5"	70"	21"	143 lbs	9.75

MODEL	COM	A	B	C	D	E	F	G	H	I	J	K	L	M	N
SFCT01TS	\$2,504	\$2,781	\$2,897	\$3,001	\$3,119	\$3,215	\$3,315	\$3,473	\$3,662	\$3,961	\$4,158	\$4,355	\$4,551	\$4,750	\$4,947
SFCT02TS	\$3,129	\$3,516	\$3,670	\$3,812	\$3,969	\$4,067	\$4,236	\$4,448	\$4,703	\$5,104	\$5,369	\$5,635	\$5,902	\$6,167	\$6,432
SFCT03TS	\$3,729	\$4,224	\$4,417	\$4,597	\$4,795	\$4,918	\$5,131	\$5,398	\$5,718	\$6,218	\$6,555	\$6,888	\$7,221	\$7,554	\$7,888

OPTION	LIST
CAL TB133	Flame Retardent Materials (Does Not Include Test to Certify, See Terms & Conditions for More Information)
MOISBAR	Moisture Barrier
Double Needle Stitching - Armchair	#REF!
Double Needle Stitching - 2 Seat Armless Sofa	#REF!
Double Needle Stitching - 3 Seat Armless Sofa	#REF!
Contrast Stitching (Requires Double Needle Stitching)	\$94

## CONNECT BANQUETTE SEATING OVERVIEW

**Standard Features:**

Frame & Materials:	Premium Contract, Commercial, and Furniture Grade
Joinery:	Interlocking Components and Mechanically Reinforced
Stitching:	Double Needle
Seat Foam:	Cut & Shaped High-Density Commercial Polyurethane with Fiber Wrap
Seat Deck:	Removable with Tools
Inside Back:	"S" shaped Continuous Coils with Commercial Grade Polyurethane Foam
Feet:	1" Tall High-Impact Cylinder Standard

**Fabric Note:** All Yardage Requirements Based on Non-Directional 54" Wide Continuous; Between Selvage (Self-Finished) Edges  
All Fabrics Must be Backed with ModuForm Approved Backing

**Multiple Fabric:** When specifying multiple fabrics please:

1. Utilize Multi-Fabric Form (see table of contents)
2. Use highest grade pricing of all fabric selected  
i.e. if you choose E and J, use J grade for all
3. Please call customer service for yardage requirements.

**Testing:** ANSI/BIFMA X7.1-2011(R2016)  
ANSI/BIFMA e3-2019 Furniture Sustainability Standard Sections 7.6.1, 7.6.2, and 7.6.3  
LEED v4 EQ Credit: Low-Emitting Materials furniture evaluation criteria  
The California Department of Public Health (CDPH) Standard Method v1.2 freestanding furniture Criteria  
The Collaborative for High Performance Schools (CHPS) 2019 Core Criteria 3.0 EQ C6.1.4 Furniture and Furnishings  
State of California TB117-2013 Flammability



CT4836  
28"d x 48"w x 36"h



CT7242  
28"d x 72"w x 42"h

# LOUNGE SEATING - FULLY UPHOLSTERED

**CONNECT** Banquette | 36" Back Height



MODEL	COVER	DESCRIPTION	DIMENSION	SH	SD	WT	YDS
CT4836	Standard	Banquette	28"d x 48"w x 36"h	19"	20"	125 lbs	6.75
CT6036	Standard	Banquette	28"d x 60"w x 36"h	19"	20"	125 lbs	8.50
CT7236	Standard	Banquette	28"d x 72"w x 36"h	19"	20"	125 lbs	8.75
CT4842	Standard	Banquette   Tall	28"d x 48"w x 42"h	19"	20"	125 lbs	7.75
CT6042	Standard	Banquette   Tall	28"d x 60"w x 42"h	19"	20"	120 lbs	9.50
CT7242	Standard	Banquette   Tall	28"d x 72"w x 42"h	19"	20"	125 lbs	9.75

MODEL	COM	A	B	C	D	E	F	G	H	I	J	K	L	M	N
CT4836	\$2,776	\$3,202	\$3,313	\$3,460	\$3,571	\$3,682	\$3,830	\$4,014	\$4,236	\$4,457	\$4,708	\$4,931	\$5,154	\$5,377	\$5,600
CT6036	\$3,351	\$3,890	\$4,030	\$4,216	\$4,356	\$4,496	\$4,682	\$4,914	\$5,193	\$5,506	\$5,787	\$6,068	\$6,349	\$6,628	\$6,911
CT7236	\$3,884	\$4,348	\$4,526	\$4,719	\$4,864	\$5,009	\$5,162	\$5,402	\$5,689	\$6,102	\$6,395	\$6,689	\$6,982	\$7,276	\$7,572
CT4842	\$3,070	\$3,563	\$3,690	\$3,860	\$3,987	\$4,114	\$4,283	\$4,496	\$4,750	\$5,005	\$5,291	\$5,548	\$5,804	\$6,060	\$6,316
CT6042	\$3,786	\$4,387	\$4,544	\$4,752	\$4,908	\$5,064	\$5,273	\$5,532	\$5,844	\$6,156	\$6,507	\$6,821	\$7,135	\$7,449	\$7,764
CT7242	\$3,940	\$4,556	\$4,716	\$4,930	\$5,091	\$5,250	\$5,464	\$5,730	\$6,051	\$6,371	\$6,731	\$7,053	\$7,376	\$7,698	\$8,020

OPTION	LIST
CAL TB133	\$110/yd
MOISBAR	\$37/yd
Contrast Stitching	\$94
Power   2 - USB & 1 - 110V (Front Mounted)	\$277

## CONNECT BANQUETTE SEATING with PRIVACY OVERVIEW

**Standard Features:**

Frame & Materials:	Premium Contract, Commercial, and Furniture Grade
Joinery:	Interlocking Components and Mechanically Reinforced
Stitching:	Double Needle
Seat Foam:	Cut & Shaped High-Density Commercial Polyurethane with Fiber Wrap
Seat Deck:	Removable with Tools
Inside Back:	"S" shaped Continuous Coils with Commercial Grade Polyurethane Foam
Privacy Screen:	Ships Attached to Back
Shipping:	Back and Seat to be Attached On-Site
Feet:	1" Tall High-Impact Cylinder Standard

**Fabric Note:** All Yardage Requirements Based on Non-Directional 54" Wide Continuous; Between Selvage (Self-Finished) Edges  
All Fabrics Must be Backed with ModuForm Approved Backing

**Multiple Fabric:** When specifying multiple fabrics please:

1. Utilize Multi-Fabric Form (see table of contents)
2. Use highest grade pricing of all fabric selected  
i.e. if you choose E and J, use J grade for all
3. Please call customer service for yardage requirements.

**Testing:** ANSI/BIFMA X7.1-2011(R2016)  
ANSI/BIFMA e3-2019 Furniture Sustainability Standard Sections 7.6.1, 7.6.2, and 7.6.3  
LEED v4 EQ Credit: Low-Emitting Materials furniture evaluation criteria  
The California Department of Public Health (CDPH) Standard Method v1.2 freestanding furniture Criteria  
The Collaborative for High Performance Schools (CHPS) 2019 Core Criteria 3.0 EQ C6.1.4 Furniture and Furnishings  
State of California TB117-2013 Flammability



CTPS4836  
28"d x 48"w x 60"h



CTPS7242  
28"d x 72"w x 60"h

# LOUNGE SEATING - FULLY UPHOLSTERED

**CONNECT** Banquette | 42" Back Height



CTPS4836



CTPS6036



CTPS7236



CTPS4842



CTPS6042



CTPS7242

MODEL	COVER	DESCRIPTION	DIMENSION	SH	SD	WT	YDS
CTPS4836	Standard	Banquette   Privacy Screen	28"d x 48"w x 60"h	19"	20"	-	11.25
CTPS6036	Standard	Banquette   Privacy Screen	28"d x 60"w x 60"h	19"	20"	-	14.75
CTPS7236	Standard	Banquette   Privacy Screen	28"d x 72"w x 60"h	19"	20"	-	15.00
CTPS4842	Standard	Banquette   Tall   Privacy Screen	28"d x 48"w x 60"h	19"	20"	-	12.25
CTPS6042	Standard	Banquette   Tall   Privacy Screen	28"d x 60"w x 60"h	19"	20"	-	15.75
CTPS7242	Standard	Banquette   Tall   Privacy Screen	28"d x 72"w x 60"h	19"	20"	-	16.00

MODEL	COM	A	B	C	D	E	F	G	H	I	J	K	L	M	N
CTPS4836	\$3,915	\$4,647	\$4,832	\$5,079	\$5,263	\$5,448	\$5,695	\$6,002	\$6,371	\$6,781	\$7,155	\$7,527	\$7,897	\$8,269	\$8,641
CTPS6036	\$4,493	\$5,473	\$5,716	\$6,039	\$6,282	\$6,523	\$6,846	\$7,250	\$7,734	\$8,269	\$8,756	\$9,243	\$9,729	\$10,219	\$10,905
CTPS7236	\$5,091	\$5,969	\$6,216	\$6,544	\$6,789	\$7,036	\$7,364	\$7,775	\$8,268	\$8,813	\$9,310	\$9,805	\$10,301	\$10,795	\$11,292
CTPS4842	\$4,211	\$5,010	\$5,212	\$5,480	\$5,681	\$5,882	\$6,150	\$6,486	\$6,888	\$7,335	\$7,739	\$8,144	\$8,549	\$8,954	\$9,359
CTPS6042	\$5,032	\$5,973	\$6,231	\$6,576	\$6,834	\$7,093	\$7,438	\$7,868	\$8,387	\$8,958	\$9,478	\$9,999	\$10,518	\$11,038	\$11,780
CTPS7242	\$5,230	\$6,179	\$6,441	\$6,792	\$7,055	\$7,317	\$7,668	\$8,106	\$8,631	\$9,212	\$9,741	\$10,269	\$10,798	\$11,327	\$12,086

OPTION	LIST
CAL TB133	Flame Retardent Materials (Does Not Include Test to Certify, See Terms & Conditions for More Information)
MOISBAR	Moisture Barrier
Contrast Stitching	
Power   2 - USB & 1 - 110V (Front Mounted)	

## DALTON CUBES/OTTOMANS OVERVIEW

**Standard Features:**

Frame & Materials:	Premium Contract, Commercial, and Furniture Grade
Joinery:	Interlocking Components and Mechanically Reinforced
Stitching:	Double Needle
Top:	3/4" HPL (Choose finish - Natural, Cherry, Dark Mocha, Stone, Teak, Walnut)
Top Edges:	3MM High-Impact to Match   See Table Tops Standard Laminate and Edges in Statement of Line (BG8508HT is T-Mold)
Feet:	1" High-Impact

**Fabric Note:**

All Yardage Requirements Based on Non-Directional 54" Wide Continuous; Between Selvage (Self-Finished) Edges  
All Fabrics Must be Backed with ModuForm Approved Backing

**Multiple Fabric:**

When specifying multiple fabrics please:

1. Utilize Multi-Fabric Form (see table of contents)
2. Use highest grade pricing of all fabric selected  
i.e. if you choose E and J, use J grade for all
3. Please call customer service for yardage requirements.

**Testing:**

ANSI/BIFMA X7.1-2011(R2016)

ANSI/BIFMA e3-2019 Furniture Sustainability Standard Sections 7.6.1, 7.6.2, and 7.6.3

LEED v4 EQ Credit: Low-Emitting Materials furniture evaluation criteria

The California Department of Public Health (CDPH) Standard Method v1.2 freestanding furniture Criteria

The Collaborative for High Performance Schools (CHPS) 2019 Core Criteria 3.0 EQ C6.1.4 Furniture and Furnishings

State of California TB117-2013 Flammability

**STANDARD LAMINATE FOR TABLE TOPS**

Top	Manufacturer	Model	Name	3MM Edge	T-Mold Edge
Natural Oak	Wilsonart	7928-38	Castle Oak	Castle Oak	Natural Oak
Teak on Oak	Wilsonart	7209-60	Nepal Teak	Nepal Teak	Black
Cherry on Oak	Wilsonart	7923K-60	Versailles Anigre	Select Cherry	Black
Stone on Oak	Wilsonart	8209K-60	Veranda Teak	Silver Riftwood	Black
Dark Mocha on Oak	Wilsonart	7997-38	Ebony Recon	Blackened Legno	Black
Walnut on Oak	Wilsonart	7984-38	Mangalore Mango	Thermo Walnut	Black
Natural Maple	Wilsonart	7911-60	Manitoba Maple	Manitoba Maple	Black
Teak on Maple	Wilsonart	7209-60	Nepal Teak	Nepal Teak	Black
Cherry on Maple	Wilsonart	7759-58	Versailles Anigre	Select Cherry	Black
Stone on Maple	Wilsonart	6413-58	Veranda Teak	Silver Riftwood	Black
Dark Mocha on Maple	Wilsonart	8848-58	Ebony Recon	Blackened Legno	Black
Walnut on Maple	Wilsonart	6402-42	Mangalore Mango	Thermo Walnut	Black
White - Writable	Wilsonart	1573-09	Frosty White	White	White
Black	Wilsonart	1595-60	Matte Black	Black	Black

DALTON CUBES/OTTOMANS STATEMENT OF LINE



BG8502  
20"d x 20"w x 18.5"h



BG8502HT  
20"d x 20"w x 17"h



BG8503  
28"d x 28"w x 18.5"h



BG8503HT  
28"d x 28"w x 17"h



BG8504  
36"d x 36"w x 18.5"h



BG8504HT  
36"d x 36"w x 17"h



BG8509  
40"d x 20"w x 18.5"h



BG8510  
60"d x 20"w x 18.5"h



BG8501  
20"d x 28"w x 18.5"h



BG8501HT  
20"d x 28"w x 17"h



BG8508  
42"d x 20"w x 18.5"h



BG8508HT  
42"d x 20"w x 17"h

**DALTON** Ottoman | Wedge | Cubes | Benches



BG8502HT



BG8503HT



BG8504HT

MODEL	COM	A	B	C	D	E	F	G	H	I	J	K	L	M	N
BG8502	\$1,094	\$1,182	\$1,211	\$1,251	\$1,288	\$1,319	\$1,364	\$1,422	\$1,491	\$1,589	\$1,657	\$1,727	\$1,796	\$1,864	\$1,932
BG8502HT	\$1,359	\$1,393	\$1,411	\$1,436	\$1,459	\$1,479	\$1,504	\$1,536	\$1,575	\$1,648	\$1,690	\$1,734	\$1,776	\$1,818	\$1,862
BG8503	\$1,239	\$1,471	\$1,529	\$1,610	\$1,668	\$1,727	\$1,805	\$1,901	\$2,020	\$2,137	\$2,255	\$2,372	\$2,489	\$2,607	\$2,726
BG8503HT	\$1,544	\$1,647	\$1,684	\$1,734	\$1,780	\$1,818	\$1,871	\$1,934	\$2,011	\$2,157	\$2,241	\$2,326	\$2,414	\$2,499	\$2,584
BG8504	\$1,594	\$1,797	\$1,854	\$1,932	\$1,988	\$2,046	\$2,123	\$2,218	\$2,334	\$2,464	\$2,579	\$2,695	\$2,810	\$2,997	\$3,117
BG8504HT	\$1,910	\$2,048	\$2,088	\$2,143	\$2,183	\$2,226	\$2,280	\$2,348	\$2,430	\$2,532	\$2,615	\$2,698	\$2,780	\$2,863	\$2,923


v325n | L32

# LOUNGE SEATING - FULLY UPHOLSTERED


**DALTON** Ottoman | Wedge | Cubes | Benches

**Note:**

BG8508HT Top Edge is High-Impact T-Mold | See Table Tops Standard Laminate and Edges in Statement of Line



BG8509



BG8510



BG8508



BG8508HT



BG8501



BG8501HT

MODEL	DESCRIPTION	DIMENSION	SH	SW	SD	WT	YDS
BG8509	Bench   Fabric Top	40"d x 20"w x 18.5"h	18.5"	-	-	-	2.50
BG8510	Bench   Fabric Top	60"d x 20"w x 18.5"h	18.5"	-	-	-	3.50
BG8501	90° Wedge   Fabric Top	20"d x 28"w x 18.5"h	18.5"	-	-	-	2.00
BG8501HT	90° Wedge   HPL Top	20"d x 28"w x 17"h	17"	-	-	-	1.25
BG8508	Curve   Fabric Top	42"d x 20"w x 18.5"h	18.5"	-	-	-	3.50
BG8508HT	Curve   HPL Top	42"d x 20"w x 17"h	17"	-	-	-	2.00

MODEL	COM	A	B	C	D	E	F	G	H	I	J	K	L	M	N
BG8509	\$2,073	\$2,161	\$2,198	\$2,249	\$2,297	\$2,336	\$2,389	\$2,454	\$2,533	\$2,679	\$2,766	\$2,853	\$2,942	\$3,029	\$3,117
BG8510	\$2,176	\$2,325	\$2,377	\$2,450	\$2,516	\$2,573	\$2,645	\$2,737	\$2,847	\$3,053	\$3,175	\$3,297	\$3,419	\$3,541	\$3,665
BG8501	\$1,173	\$1,258	\$1,287	\$1,327	\$1,364	\$1,396	\$1,437	\$1,488	\$1,550	\$1,665	\$1,734	\$1,802	\$1,871	\$1,939	\$2,007
BG8501HT	\$1,424	\$1,455	\$1,473	\$1,498	\$1,521	\$1,541	\$1,566	\$1,598	\$1,636	\$1,710	\$1,752	\$1,796	\$1,838	\$1,880	\$1,924
BG8508	\$1,922	\$2,087	\$2,143	\$2,215	\$2,284	\$2,342	\$2,417	\$2,512	\$2,625	\$2,838	\$2,967	\$3,107	\$3,251	\$3,390	\$3,531
BG8508HT	\$2,443	\$2,493	\$2,525	\$2,567	\$2,607	\$2,638	\$2,682	\$2,737	\$2,801	\$2,922	\$2,995	\$3,066	\$3,140	\$3,211	\$3,282

OPTION	LIST
CAL TB133	Flame Retardent Materials (Does Not Include Test to Certify, See Terms & Conditions for More Information)
MOISBAR	Moisture Barrier
Contrast Stitching	
(4) 1" Low Profile Casters	
Ganging Clip	
Power   2 - USB & 1 - 110V (Power is End Mounted on Cubes & Benches)	

## DALTON DRUM TABLE OVERVIEW

**Standard Features:**

Frame & Materials:	Premium Contract, Commercial, and Furniture Grade
Joinery:	Interlocking Components and Mechanically Reinforced
Stitching:	Double Needle
Top:	3/4" HPL (Choose finish - Natural, Cherry, Dark Mocha, Stone, Teak, Walnut)
Top Edges:	T-Mold Edge to Match   See Table Tops Standard Laminate and Edges in Statement of Line
Feet:	1" High-Impact

**Fabric Note:** All Yardage Requirements Based on Non-Directional 54" Wide Continuous; Between Selvage (Self-Finished) Edges  
All Fabrics Must be Backed with ModuForm Approved Backing

**Multiple Fabric:**

When specifying multiple fabrics please:

1. Utilize Multi-Fabric Form (see table of contents)
2. Use highest grade pricing of all fabric selected  
i.e. if you choose E and J, use J grade for all
3. Please call customer service for yardage requirements.

**Testing:**

ANSI/BIFMA X7.1-2011(R2016)

ANSI/BIFMA e3-2019 Furniture Sustainability Standard Sections 7.6.1, 7.6.2, and 7.6.3

LEED v4 EQ Credit: Low-Emitting Materials furniture evaluation criteria

The California Department of Public Health (CDPH) Standard Method v1.2 freestanding furniture Criteria

The Collaborative for High Performance Schools (CHPS) 2019 Core Criteria 3.0 EQ C6.1.4 Furniture and Furnishings

State of California TB117-2013 Flammability

**STANDARD LAMINATE FOR TABLE TOPS**

Top	Manufacturer	Model	Name	3MM Edge	T-Mold Edge
Natural Oak	Wilsonart	7928-38	Castle Oak	Castle Oak	Natural Oak
Teak on Oak	Wilsonart	7209-60	Nepal Teak	Nepal Teak	Black
Cherry on Oak	Wilsonart	7923K-60	Versailles Anigre	Select Cherry	Black
Stone on Oak	Wilsonart	8209K-60	Veranda Teak	Silver Riftwood	Black
Dark Mocha on Oak	Wilsonart	7997-38	Ebony Recon	Blackened Legno	Black
Walnut on Oak	Wilsonart	7984-38	Mangalore Mango	Thermo Walnut	Black
Natural Maple	Wilsonart	7911-60	Manitoba Maple	Manitoba Maple	Black
Teak on Maple	Wilsonart	7209-60	Nepal Teak	Nepal Teak	Black
Cherry on Maple	Wilsonart	7759-58	Versailles Anigre	Select Cherry	Black
Stone on Maple	Wilsonart	6413-58	Veranda Teak	Silver Riftwood	Black
Dark Mocha on Maple	Wilsonart	8848-58	Ebony Recon	Blackened Legno	Black
Walnut on Maple	Wilsonart	6402-42	Mangalore Mango	Thermo Walnut	Black
White - Writable	Wilsonart	1573-09	Frosty White	White	White
Black	Wilsonart	1595-60	Matte Black	Black	Black

DALTON DRUM TABLE STATEMENT OF LINE



BG8505  
20"dia x 18.5"h



BG8506  
28"dia x 18.5"h



BG8507  
36"dia x 18.5"h



BG8516DHT  
16" dia x 16"h



BG8505HT  
20"dia x 17"h



BG8506HT  
28"dia x 17"h




BG8507HT  
36"dia x 17"h

## DALTON Ottoman | Drum Tables




BG8516DHT



BG8505




BG8505HT




BG8506



BG8506HT



BG8507



BG8507HT

MODEL	DESCRIPTION	DIMENSION	SH	SW	SD	WT	YDS
BG8516DHT	Drum   HPL Top	16" dia x 16"h	16"	-	-	18 lbs	1.25
BG8505	Drum   Fabric Top	20"dia x 18.5"h	18.5"	-	-	23 lbs	2.00
BG8505HT	Drum   HPL Top	20"dia x 17"h	17"	-	-	-	1.25
BG8506	Drum   Fabric Top	28"dia x 18.5"h	18.5"	-	-	40 lbs	2.25
BG8506HT	Drum   HPL Top	28"dia x 17"h	17"	-	-	-	1.50
BG8507	Drum   Fabric Top	36"dia x 18.5"h	18.5"	-	-	-	3.00
BG8507HT	Drum   HPL Top	36"dia x 17"h	17"	-	-	55 lbs	1.75

MODEL	COM	A	B	C	D	E	F	G	H	I	J	K	L	M	N
BG8516DHT	\$1,462	\$1,492	\$1,509	\$1,534	\$1,558	\$1,578	\$1,604	\$1,635	\$1,674	\$1,747	\$1,790	\$1,833	\$1,875	\$1,918	\$1,961
BG8505	\$1,145	\$1,236	\$1,265	\$1,306	\$1,345	\$1,378	\$1,420	\$1,471	\$1,533	\$1,651	\$1,722	\$1,790	\$1,862	\$1,932	\$2,000
BG8505HT	\$1,437	\$1,470	\$1,487	\$1,513	\$1,536	\$1,557	\$1,583	\$1,615	\$1,655	\$1,730	\$1,773	\$1,817	\$1,860	\$1,904	\$1,947
BG8506	\$1,248	\$1,350	\$1,384	\$1,430	\$1,473	\$1,509	\$1,556	\$1,614	\$1,686	\$1,818	\$1,897	\$1,975	\$2,054	\$2,132	\$2,211
BG8506HT	\$1,523	\$1,586	\$1,612	\$1,648	\$1,674	\$1,699	\$1,735	\$1,779	\$1,831	\$1,884	\$1,935	\$1,990	\$2,041	\$2,094	\$2,147
BG8507	\$1,504	\$1,645	\$1,690	\$1,752	\$1,809	\$1,856	\$1,918	\$1,997	\$2,091	\$2,268	\$2,372	\$2,479	\$2,582	\$2,686	\$2,793
BG8507HT	\$1,655	\$1,711	\$1,738	\$1,775	\$1,806	\$1,834	\$1,871	\$1,924	\$1,984	\$2,075	\$2,137	\$2,197	\$2,259	\$2,319	\$2,381

OPTION	LIST
CAL TB133	Flame Retardent Materials (Does Not Include Test to Certify, See Terms & Conditions for More Information)
MOISBAR	Moisture Barrier
Contrast Stitching	
(4) 1" Low Profile Casters	
	\$110/yd
	\$37/yd
	\$94
	\$77

## DALTON MODULAR SEATING &amp; TABLES OVERVIEW

**Standard Features:**

Frame & Materials:	Premium Contract, Commercial, and Furniture Grade
Joinery:	Interlocking Components and Mechanically Reinforced
Stitching:	Double Needle
Seat Foam:	Cut & Shaped High-Grade Commercial Polyurethane with Fiber Wrap
Table Top:	3/4" HPL (Choose finish - Natural, Cherry, Dark Mocha, Stone, Teak, Walnut)
Top Edges:	PVC/T-Mold Edge to Match   See Table Tops Standard Laminate and Edges in Statement of Line
Feet:	1" High-Impact

**Fabric Note:** All Yardage Requirements Based on Non-Directional 54" Wide Continuous; Between Selvage (Self-Finished) Edges  
All Fabrics Must be Backed with ModuForm Approved Backing

**Multiple Fabric:** When specifying multiple fabrics please:

1. Utilize Multi-Fabric Form (see table of contents)
2. Use highest grade pricing of all fabric selected  
i.e. if you choose E and J, use J grade for all
3. Please call customer service for yardage requirements.

**Testing:**

ANSI/BIFMA X7.1-2011(R2016)  
ANSI/BIFMA e3-2019 Furniture Sustainability Standard Sections 7.6.1, 7.6.2, and 7.6.3  
LEED v4 EQ Credit: Low-Emitting Materials furniture evaluation criteria  
The California Department of Public Health (CDPH) Standard Method v1.2 freestanding furniture Criteria  
The Collaborative for High Performance Schools (CHPS) 2019 Core Criteria 3.0 EQ C6.1.4 Furniture and Furnishings  
State of California TB117-2013 Flammability

**STANDARD LAMINATE FOR TABLE TOPS**

Top	Manufacturer	Model	Name	3MM Edge	T-Mold Edge
Natural Oak	Wilsonart	7928-38	Castle Oak	Castle Oak	Natural Oak
Teak on Oak	Wilsonart	7209-60	Nepal Teak	Nepal Teak	Black
Cherry on Oak	Wilsonart	7923K-60	Versailles Anigre	Select Cherry	Black
Stone on Oak	Wilsonart	8209K-60	Veranda Teak	Silver Riftwood	Black
Dark Mocha on Oak	Wilsonart	7997-38	Ebony Recon	Blackened Legno	Black
Walnut on Oak	Wilsonart	7984-38	Mangalore Mango	Thermo Walnut	Black
Natural Maple	Wilsonart	7911-60	Manitoba Maple	Manitoba Maple	Black
Teak on Maple	Wilsonart	7209-60	Nepal Teak	Nepal Teak	Black
Cherry on Maple	Wilsonart	7759-58	Versailles Anigre	Select Cherry	Black
Stone on Maple	Wilsonart	6413-58	Veranda Teak	Silver Riftwood	Black
Dark Mocha on Maple	Wilsonart	8848-58	Ebony Recon	Blackened Legno	Black
Walnut on Maple	Wilsonart	6402-42	Mangalore Mango	Thermo Walnut	Black
White - Writable	Wilsonart	1573-09	Frosty White	White	White
Black	Wilsonart	1595-60	Matte Black	Black	Black

DALTON MODULAR SEATING & TABLES STATEMENT OF LINE




BG20BB  
30"d x 20"w x 37"h



BG30BB  
30"d x 30"w x 37"h



BGCRNS  
BGCRNSHT  
30"d x 30"w x 37"h



BGCRNR  
BGCRNRHT  
30"d x 42"w x 37"h



BG45CB  
32"d x 45.5"w x 37"h




BG90C-36D  
25.5 x 54.5"w x 18.5"h



BG90RCB  
35.5"d x 70.5"w x 37"h



BGHUBTRI  
21.5"d x 25"w x 18.5"h



BGHUBSQ  
27"d x 27"w x 18.5"h



BGHUBSQT  
27"d x 27"w x 26.5"h



BGARW  
49.5"d x 20"d x 18.5"h



BGBEAN  
68.5"d x 23"w x 18.5"h



BGPEN20  
29"d x 34"w x 18.5"h



BGHEX20  
17.75"d x 20"w x 18.5"h

**DALTON** Modular | Hubs & Benching**Notes:**


BGCRNSHT Has 3MM Edge | BGCRNRHT Has T-Mold Edge



BG20BB



BG30BB

BGCRNS  
BGCRNSHTBGCRNR  
BGCRNRHT

MODEL	DESCRIPTION	DIMENSION	SH	SW	SD	WT	YDS
BG20BB	Armless Chair	30"d x 20"w x 37"h	18.5"	20"	20"	50 lbs	4.50
BG30BB	Armless Wide Chair	30"d x 30"w x 37"h	18.5"	30"	20"	65 lbs	5.00
BGCRNS	90° Square Corner	30"d x 30"w x 37"h	18.5"	20"	20"	85 lbs	5.25
BGCRNSHT	90° Square Corner with HPL Seat	30"d x 30"w x 37"h	17"	20"	20"	-	5.25
BGCRNR	Corner   90° Wedge	30"d x 42"w x 37"h	18.5"	28"	20"	-	5.50
BGCRNRHT	Corner   90° Wedge   HPL Seat	30"d x 42"w x 37"h	17"	28"	20"	-	5.50

MODEL	COM	A	B	C	D	E	F	G	H	I	J	K	L	M	N
BG20BB	\$1,979	\$2,247	\$2,323	\$2,427	\$2,504	\$2,582	\$2,685	\$2,813	\$2,968	\$3,121	\$3,277	\$3,430	\$3,584	\$3,739	\$3,893
BG30BB	\$2,079	\$2,380	\$2,467	\$2,579	\$2,668	\$2,752	\$2,867	\$3,009	\$3,181	\$3,353	\$3,524	\$3,696	\$3,866	\$4,039	\$4,209
BGCRNS	\$2,174	\$2,476	\$2,566	\$2,687	\$2,798	\$2,893	\$3,014	\$3,173	\$3,360	\$3,704	\$3,911	\$4,117	\$4,327	\$4,534	\$4,742
BGCRNSHT	\$3,005	\$3,297	\$3,388	\$3,508	\$3,619	\$3,712	\$3,836	\$3,993	\$4,182	\$4,523	\$4,732	\$4,940	\$5,146	\$5,357	\$5,563
BGCRNR	\$1,554	\$1,881	\$1,975	\$2,098	\$2,189	\$2,282	\$2,406	\$2,562	\$2,751	\$3,083	\$3,299	\$3,517	\$3,733	\$3,952	\$4,169
BGCRNRHT	\$1,964	\$2,256	\$2,350	\$2,475	\$2,567	\$2,664	\$2,789	\$2,948	\$3,144	\$3,504	\$3,723	\$3,938	\$4,157	\$4,376	\$4,592

OPTION	LIST
CAL TB133	Flame Retardent Materials (Does Not Include Test to Certify, See Terms & Conditions for More Information)
MOISBAR	Moisture Barrier
Contrast Stitching	
(4) 1" Low Profile Casters	
Ganging Clip	
Power   2 - USB & 1 - 110V (Power is End Mounted on Cubes & Benches)	

## DALTON Modular | Curves &amp; Table



BG45CB



BG90C-36D




BG90RCB

MODEL	DESCRIPTION	DIMENSION	SH	SW	SD	WT	YDS
BG45CB	45° Inside Curve	32"d x 45.5"w x 37"h	18.5"	38"	20"	70 lbs	7.00
BG90C-36D	90° Inside Curve	25.5 x 54.5"w x 18.5"h	18.5"	54.5"	20"	-	6.00
BG90RCB	90° Outside Curve	35.5"d x 70.5"w x 37"h	18.5"	70.5"	20"	-	8.00


MODEL	COM	A	B	C	D	E	F	G	H	I	J	K	L	M	N
BG45CB	\$2,256	\$2,670	\$2,789	\$2,950	\$3,100	\$3,227	\$3,390	\$3,599	\$3,848	\$4,304	\$4,581	\$4,858	\$5,137	\$5,415	\$5,692
BG90C-36D	\$2,023	\$2,373	\$2,476	\$2,613	\$2,741	\$2,851	\$2,992	\$3,170	\$3,382	\$3,774	\$4,013	\$4,250	\$4,485	\$4,725	\$4,961
BG90RCB	\$2,661	\$3,130	\$3,268	\$3,451	\$3,621	\$3,765	\$3,955	\$4,192	\$4,476	\$5,000	\$5,317	\$5,633	\$5,948	\$6,264	\$6,581

OPTION	LIST
CAL TB133 Flame Retardent Materials (Does Not Include Test to Certify, See Terms & Conditions for More Information)	\$110/yd
MOISBAR Moisture Barrier	\$37/yd
Contrast Stitching	\$94
(4) 1" Low Profile Casters	\$77
Ganging Clip	\$53


## DALTON Modular | Hubs



BGHUBTRI



BGHUBSQ



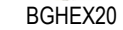
BGHUBSQT

MODEL	DESCRIPTION	DIMENSION	SH	SW	SD	WT	YDS
BGHUBTRI	Triangle Hub with HPL Top	21.5"d x 25"w x 18.5"h	18.5"h	-	-	-	3.00
BGHUBSQ	Square Hub with HPL Top	27"d x 27"w x 18.5"h	18.5"h	-	-	-	3.00
BGHUBSQT	Square Tall Hub with HPL Top	27"d x 27"w x 26.5"h	26.5"h	-	-	-	3.50

MODEL	COM	A	B	C	D	E	F	G	H	I	J	K	L	M	N
BGHUBTRI	\$1,583	\$1,761	\$1,810	\$1,876	\$1,925	\$1,975	\$2,040	\$2,123	\$2,220	\$2,319	\$2,418	\$2,516	\$2,615	\$2,714	\$2,813
BGHUBSQ	\$1,611	\$1,779	\$1,831	\$1,900	\$1,964	\$2,017	\$2,088	\$2,177	\$2,285	\$2,482	\$2,599	\$2,720	\$2,838	\$2,956	\$3,072
BGHUBSQT	\$1,866	\$2,061	\$2,121	\$2,202	\$2,280	\$2,339	\$2,424	\$2,529	\$2,652	\$2,879	\$3,016	\$3,157	\$3,297	\$3,434	\$3,574

OPTION	LIST
CAL TB133	Flame Retardent Materials (Does Not Include Test to Certify, See Terms & Conditions for More Information)
MOISBAR	Moisture Barrier
Contrast Stitching	
(4) 1" Low Profile Casters	
Ganging Clip	
Power   2 - USB & 1 - 110V (Power is End Mounted on Cubes & Benches)	
	\$110/yd
	\$37/yd
	\$94
	\$77
	\$53
	\$277

**DALTON**    Modular | Arrow | Pentagon | Hexagon



MODEL	COM	A	B	C	D	E	F	G	H	I	J	K	L	M	N
BGARW	\$1,793	\$1,933	\$1,986	\$2,053	\$2,106	\$2,157	\$2,226	\$2,310	\$2,414	\$2,532	\$2,633	\$2,737	\$2,840	\$2,942	\$3,046
BGBEAN	\$2,339	\$2,546	\$2,624	\$2,728	\$2,806	\$2,884	\$2,988	\$3,119	\$3,274	\$3,471	\$3,626	\$3,782	\$3,938	\$4,095	\$4,250
BGPEN20	\$1,462	\$1,639	\$1,689	\$1,756	\$1,809	\$1,860	\$1,929	\$2,013	\$2,117	\$2,222	\$2,322	\$2,426	\$2,530	\$2,631	\$2,735
BGHEX20	\$1,177	\$1,310	\$1,347	\$1,399	\$1,437	\$1,474	\$1,525	\$1,589	\$1,666	\$1,743	\$1,819	\$1,897	\$1,975	\$2,052	\$2,128

v325n | L42

## EMMA LOUNGE SEATING OVERVIEW

**Standard Features:**

Frame & Materials:	Premium Contract, Commercial, and Furniture Grade
Joinery:	Interlocking Components and Mechanically Reinforced
Stitching:	Single Needle
Seat Cushion:	Moveable and Fastened with Two "D" Ring Elastic Ties
Seat Foam:	High-Grade Commercial Polyurethane with Fiber Wrap
Inside Back:	"S" Shaped Continuous Coils with Commercial Grade Polyurethane Foam
Feet:	Maple Block Leg Tapered 4 Sides
Feet   Finish:	Natural, Cherry, Dark Mocha, Stone, Teak, Walnut

**Fabric Note:** All Yardage Requirements Based on Non-Directional 54" Wide Continuous; Between Selvage (Self-Finished) Edges  
All Fabrics Must be Backed with ModuForm Approved Backing

**Multiple Fabric:** When specifying multiple fabrics please:

1. Utilize Multi-Fabric Form (see table of contents)
2. Use highest grade pricing of all fabric selected  
i.e. if you choose E and J, use J grade for all
3. Please call customer service for yardage requirements.

**Testing:** ANSI/BIFMA X7.1-2011(R2016)  
ANSI/BIFMA e3-2019 Furniture Sustainability Standard Sections 7.6.1, 7.6.2, and 7.6.3  
LEED v4 EQ Credit: Low-Emitting Materials furniture evaluation criteria  
The California Department of Public Health (CDPH) Standard Method v1.2 freestanding furniture Criteria  
The Collaborative for High Performance Schools (CHPS) 2019 Core Criteria 3.0 EQ C6.1.4 Furniture and Furnishings  
State of California TB117-2013 Flammability



SF7511  
33"d x 32.5"w x 38"h



SF7512  
33"d x 57.5"w x 38"h




SF7513  
33"d x 83.5"w x 38"h

# LOUNGE SEATING - FULLY UPHOLSTERED


EMMA Chair | Settee | Sofa



SF7511



SF7512



SF7513

MODEL	COVER	DESCRIPTION	DIMENSION	AH	SH	SW	SD	WT	YDS
SF7511	Standard	Chair	33"d x 32.5"w x 38"h	24.5"	18.5"	24.25"	22.25"	114 lbs	7.00
SF7512	Standard	Settee	33"d x 57.5"w x 38"h	24.5"	18.5"	49.5"	22.25"	130 lbs	10.00
SF7513	Standard	Sofa	33"d x 83.5"w x 38"h	24.5"	18.5"	74.25"	22.25"	165 lbs	13.00

MODEL	COM	A	B	C	D	E	F	G	H	I	J	K	L	M	N
SF7511	\$3,252	\$3,681	\$3,795	\$3,950	\$4,064	\$4,179	\$4,332	\$4,523	\$4,754	\$4,984	\$5,253	\$5,484	\$5,717	\$5,948	\$6,179
SF7512	\$3,957	\$4,592	\$4,757	\$4,976	\$5,139	\$5,304	\$5,523	\$5,796	\$6,125	\$6,502	\$6,833	\$7,164	\$7,495	\$7,826	\$8,157
SF7513	\$4,497	\$5,345	\$5,559	\$5,842	\$6,056	\$6,270	\$6,555	\$6,911	\$7,337	\$7,823	\$8,253	\$8,682	\$9,113	\$9,543	\$9,973

OPTION	LIST
CAL TB133	Flame Retardent Materials (Does Not Include Test to Certify, See Terms & Conditions for More Information)
MOISBAR	Moisture Barrier
Double Needle Stitching - Armchair	
Double Needle Stitching - 2 Seat Armless Sofa	
Double Needle Stitching - 3 Seat Armless Sofa	
Contrast Stitching (Requires Double Needle Stitching)	
	\$110/yd
	\$37/yd
	\$216
	\$258
	\$330
	\$94

## EMMA PLINTH LOUNGE SEATING &amp; ROCKER OVERVIEW

**Standard Features:**

Frame & Materials:	Premium Contract, Commercial, and Furniture Grade
Joinery:	Interlocking Components and Mechanically Reinforced
Stitching:	Single Needle
Seat Cushion:	Static and Non-Removable
Seat Foam:	High-Grade Commercial Polyurethane with Fiber Wrap
Inside Back:	"S" Shaped Continuous Coils with Commercial Grade Polyurethane Foam
Feet:	High-Impact Molded Base, Black

**Fabric Note:** All Yardage Requirements Based on Non-Directional 54" Wide Continuous; Between Selvage (Self-Finished) Edges  
All Fabrics Must be Backed with ModuForm Approved Backing

**Multiple Fabric:** When specifying multiple fabrics please:

1. Utilize Multi-Fabric Form (see table of contents)
2. Use highest grade pricing of all fabric selected  
i.e. if you choose E and J, use J grade for all
3. Please call customer service for yardage requirements.

**Testing:** ANSI/BIFMA X7.1-2011(R2016)  
ANSI/BIFMA e3-2019 Furniture Sustainability Standard Sections 7.6.1, 7.6.2, and 7.6.3  
LEED v4 EQ Credit: Low-Emitting Materials furniture evaluation criteria  
The California Department of Public Health (CDPH) Standard Method v1.2 freestanding furniture Criteria  
The Collaborative for High Performance Schools (CHPS) 2019 Core Criteria 3.0 EQ C6.1.4 Furniture and Furnishings  
State of California TB117-2013 Flammability



EM01TS-PB4  
34"d x 30" w x 38"h



EMTSROC-PB  
34"d x 30" w x 38"h

EMMA PLINTH

Chair & Rocker



EM01TS-PB4



EMTSROC-PB

MODEL	COVER	DESCRIPTION	DIMENSION	AH	SH	SW	SD	WT	YDS
EM01TS-PB4	Standard	Chair with Plinth Base	34"d x 30" w x 38"h	24.5"	18"	23"	21.5"	125 lbs	7.50
EMTSROC-PB		Chair with Rocking Base	34"d x 30" w x 38"h	24.5"	18"	23"	21.5"	125 lbs	7.50

MODEL	COM	A	B	C	D	E	F	G	H	I	J	K	L	M	N
EM01TS-PB4	\$3,758	\$4,105	\$4,217	\$4,368	\$4,510	\$4,626	\$4,783	\$4,977	\$5,211	\$5,648	\$5,907	\$6,168	\$6,428	\$6,689	\$6,948
EMTSROC-PB	\$3,743	\$4,088	\$4,202	\$4,351	\$4,493	\$4,609	\$4,765	\$4,959	\$5,192	\$5,627	\$5,886	\$6,144	\$6,404	\$6,664	\$6,921

OPTION	LIST
CAL TB133	\$110/yd
MOISBAR	\$37/yd
Double Needle Stitching - Armchair	\$216
Contrast Stitching (Requires Double Needle Stitching)	\$94

## JOANNA LOUNGE SEATING OVERVIEW

**Standard Features:**

Frame & Materials:	Premium Contract, Commercial, and Furniture Grade
Joinery:	Interlocking Components and Mechanically Reinforced
Stitching:	Double Needle or Welt Cord (Denoted by a "W" in Part Number)
Seat Cushion:	Moveable and Fastened with Two "D" Ring Elastic Ties
Seat Foam:	High-Grade Commercial Polyurethane with Fiber Wrap
Inside Back:	"S" Shaped Continuous Coils with Commercial Grade Polyurethane Foam
Feet:	Maple Block Leg Tapered 4 Sides
Feet   Finish:	Natural, Cherry, Dark Mocha, Stone, Teak, Walnut

**Fabric Note:** All Yardage Requirements Based on Non-Directional 54" Wide Continuous; Between Selvage (Self-Finished) Edges  
All Fabrics Must be Backed with ModuForm Approved Backing

**Multiple Fabric:** When specifying multiple fabrics please:

1. Utilize Multi-Fabric Form (see table of contents)
2. Use highest grade pricing of all fabric selected  
i.e. if you choose E and J, use J grade for all
3. Please call customer service for yardage requirements.

**Testing:** ANSI/BIFMA X7.1-2011(R2016)  
ANSI/BIFMA e3-2019 Furniture Sustainability Standard Sections 7.6.1, 7.6.2, and 7.6.3  
LEED v4 EQ Credit: Low-Emitting Materials furniture evaluation criteria  
The California Department of Public Health (CDPH) Standard Method v1.2 freestanding furniture Criteria  
The Collaborative for High Performance Schools (CHPS) 2019 Core Criteria 3.0 EQ C6.1.4 Furniture and Furnishings  
State of California TB117-2013 Flammability



SF7501  
SF7501W  
33"d x 33"w x 31"h



SF7502  
SF7502W  
33"d x 55"w x 31"h



SF7503  
SF7503W  
33"d x 78"w x 31"h

# LOUNGE SEATING - FULLY UPHOLSTERED

JOANNA Chair | Settee | Sofa



SF7501



SF7502



SF7503

MODEL	COVER	DESCRIPTION	DIMENSION	AH	SH	SW	SD	WT	YDS
SF7501	Standard	Chair	33"d x 33"w x 31"h	21"	19"	22.5"	20.5"	105 lbs	6.25
SF7501W	Standard	Chair   Welt Cord	33"d x 33"w x 31"h	21"	19"	22.5"	20.5"	-	6.25
SF7502	Standard	Settee	33"d x 55"w x 31"h	21"	19"	45"	20.5"	119 lbs	8.50
SF7502W	Standard	Settee   Welt Cord	33"d x 55"w x 31"h	21"	19"	45"	20.5"	120 lbs	8.50
SF7503	Standard	Sofa	33"d x 78"w x 31"h	21"	19"	65.5"	20.5"	-	11.00
SF7503W	Standard	Sofa   Welt Cord	33"d x 78"w x 31"h	21"	19"	65.5"	20.5"	-	11.00

MODEL	COM	A	B	C	D	E	F	G	H	I	J	K	L	M	N
SF7501	\$3,148	\$3,524	\$3,625	\$3,762	\$3,865	\$3,968	\$4,105	\$4,275	\$4,481	\$4,686	\$4,891	\$5,135	\$5,342	\$5,550	\$5,757
SF7501W	\$3,045	\$3,425	\$3,526	\$3,663	\$3,766	\$3,869	\$4,006	\$4,176	\$4,382	\$4,622	\$4,792	\$5,029	\$5,368	\$5,584	\$5,798
SF7502	\$3,820	\$4,344	\$4,484	\$4,670	\$4,810	\$4,949	\$5,135	\$5,368	\$5,647	\$5,927	\$6,253	\$6,534	\$6,816	\$7,097	\$7,322
SF7502W	\$3,723	\$4,250	\$4,390	\$4,576	\$4,716	\$4,856	\$5,042	\$5,274	\$5,553	\$5,833	\$6,158	\$6,440	\$6,721	\$6,949	\$7,272
SF7503	\$4,459	\$5,154	\$5,335	\$5,575	\$5,755	\$5,936	\$6,177	\$6,478	\$6,840	\$7,201	\$7,618	\$7,983	\$8,347	\$8,711	\$9,075
SF7503W	\$4,364	\$4,742	\$4,891	\$5,091	\$5,307	\$5,466	\$5,679	\$5,944	\$6,340	\$6,986	\$7,353	\$7,719	\$8,085	\$8,451	\$8,705

OPTION	LIST
CAL TB133	Flame Retardent Materials (Does Not Include Test to Certify, See Terms & Conditions for More Information)
MOISBAR	Moisture Barrier
Contrast Stitching (Requires Double Needle Stitching)	
Not available on SF7501W, SF7502W or SF7503W	

## JULIA MODULAR SEATING OVERVIEW

**Standard Features:**

Frame & Materials:	Premium Contract, Commercial, and Furniture Grade	Stitching:	Single Needle
Joinery:	Interlocking Components and Mechanically Reinforced	Linking:	Ganging Clip Standard
Seat Foam:	Cut & Shaped High-Grade Commercial Polyurethane with Fiber Wrap		
Inside Back:	"S" Shaped Continuous Coils with Commercial Grade Polyurethane Foam		
Feet:	Wood or Metal Cylinder   JUL18 Features 1" High-Impact Molded Feet		
Feet   Finish:	When Wood Please Select Natural, Cherry, Dark Mocha, Stone, Teak, Walnut		
	When Metal Please Select Silver or Black		

**Fabric Note:** All Yardage Requirements Based on Non-Directional 54" Wide Continuous; Between Selvage (Self-Finished) Edges  
All Fabrics Must be Backed with ModuForm Approved Backing

**Multiple Fabric:** When specifying multiple fabrics please:

1. Utilize Multi-Fabric Form (see table of contents)
2. Use highest grade pricing of all fabric selected  
i.e. if you choose E and J, use J grade for all
3. Please call customer service for yardage requirements.

**Testing:**

ANSI/BIFMA X7.1-2011(R2016)  
ANSI/BIFMA e3-2019 Furniture Sustainability Standard Sections 7.6.1, 7.6.2, and 7.6.3  
LEED v4 EQ Credit: Low-Emitting Materials furniture evaluation criteria  
The California Department of Public Health (CDPH) Standard Method v1.2 freestanding furniture Criteria  
The Collaborative for High Performance Schools (CHPS) 2019 Core Criteria 3.0 EQ C6.1.4 Furniture and Furnishings  
State of California TB117-2013 Flammability

**STANDARD LAMINATE FOR TABLE TOPS**

Top	Manufacturer	Model	Name	3MM Edge	T-Mold Edge
Natural Oak	Wilsonart	7928-38	Castle Oak	Castle Oak	Natural Oak
Teak on Oak	Wilsonart	7209-60	Nepal Teak	Nepal Teak	Black
Cherry on Oak	Wilsonart	7923K-60	Versailles Anigre	Select Cherry	Black
Stone on Oak	Wilsonart	8209K-60	Veranda Teak	Silver Riftwood	Black
Dark Mocha on Oak	Wilsonart	7997-38	Ebony Recon	Blackened Legno	Black
Walnut on Oak	Wilsonart	7984-38	Mangalore Mango	Thermo Walnut	Black
Natural Maple	Wilsonart	7911-60	Manitoba Maple	Manitoba Maple	Black
Teak on Maple	Wilsonart	7209-60	Nepal Teak	Nepal Teak	Black
Cherry on Maple	Wilsonart	7759-58	Versailles Anigre	Select Cherry	Black
Stone on Maple	Wilsonart	6413-58	Veranda Teak	Silver Riftwood	Black
Dark Mocha on Maple	Wilsonart	8848-58	Ebony Recon	Blackened Legno	Black
Walnut on Maple	Wilsonart	6402-42	Mangalore Mango	Thermo Walnut	Black
White - Writable	Wilsonart	1573-09	Frosty White	White	White
Black	Wilsonart	1595-60	Matte Black	Black	Black

JULIA MODULAR SEATING STATEMENT OF LINE



JUL01BN  
24"d x 23.5"w x 18"h



JUL01  
24"d x 23.5"w x 32"h



JUL01ARM  
24"d x 30.5"w x 32"h



JUL01ARML  
24"d x 27"w x 32"h



JUL01ARMR  
24"d x 27"w x 32"h



JULCRNB  
24"d x 23.5"w x 32"h



JUL02BN  
24"d x 47"w x 18"h



JUL02  
24"d x 47"w x 32"h



JUL03BN  
24"d x 70.5"w x 18"h



JUL03  
24"d x 70.5"w x 32"h



JUL30W  
24"d x 29"w x 18"h



JUL30WB  
24"d x 29"w x 32"h



JUL38C  
24"d x 32.5"w x 18"h



JUL38CB  
24"d x 32.5"w x 32"h



JUL38RCB  
24"d x 37.75"w x 32"h



JUL45C  
24"d x 42"w x 18"h



JUL45CB  
24"d x 42"w x 32"h




JUL60C  
24"d x 56.5"w x 18"h




JUL60CB  
24"d x 56" x 32"h



JUL60RCB  
24"d x 56" x 32"h



JULARMT  
21.5"d x 10"w x 23.75"h



JULARMT-POW  
21.5"d x 10"w x 23.75"h



JUL18DFT  
18" dia x 18"h



JUL18DHT  
18" dia x 18"h



JUL18PEDFT  
18" dia x 18"h



JUL36DHT  
36" dia x 16"h

## JULIA CHAIRS | CORNER | MODULES



JUL01BN



JUL01



JUL01ARM



JUL01ARML



JUL01ARMR



JULCRNBB

MODEL	COVER	DESCRIPTION	DIMENSION	SH	SW	SD	YDS
JUL01BN	Standard	1 Seat Bench	24"d x 23.5"w x 18"h	18"	23.5"	24"	2.00
JUL01	Standard	Armless Chair	24"d x 23.5"w x 32"h	18"	23.5"	19"	4.00
JUL01ARM	Standard	Armchair	24"d x 30.5"w x 32"h	18"	23.5"	19"	7.00
JUL01ARML	Standard	Chair   Left Arm Module	24"d x 27"w x 32"h	18"	23.5"	19"	5.50
JUL01ARMR	Standard	Chair   Right Arm Module	24"d x 27"w x 32"h	18"	23.5"	19"	5.50
JULCRNBB	Standard	Corner Chair	24"d x 23.5"w x 32"h	18"	23.5"	19"	6.50

MODEL	COM	A	B	C	D	E	F	G	H	I	J	K	L	M	N
JUL01BN	\$1,740	\$1,839	\$1,846	\$1,877	\$1,910	\$1,943	\$1,987	\$2,057	\$2,123	\$2,219	\$2,286	\$2,352	\$2,420	\$2,487	\$2,554
JUL01	\$2,013	\$2,227	\$2,296	\$2,384	\$2,450	\$2,517	\$2,604	\$2,694	\$2,826	\$3,020	\$3,154	\$3,287	\$3,422	\$3,557	\$3,690
JUL01ARM	\$3,385	\$3,716	\$3,911	\$4,070	\$4,187	\$4,304	\$4,460	\$4,655	\$4,819	\$5,196	\$5,457	\$5,730	\$6,002	\$6,272	\$6,545
JUL01ARML	\$2,698	\$2,995	\$3,091	\$3,212	\$3,302	\$3,394	\$3,514	\$3,638	\$3,819	\$4,084	\$4,269	\$4,453	\$4,638	\$4,823	\$5,007
JUL01ARMR	\$2,698	\$2,995	\$3,091	\$3,212	\$3,302	\$3,394	\$3,514	\$3,638	\$3,819	\$4,084	\$4,269	\$4,453	\$4,638	\$4,823	\$5,007
JULCRNBB	\$2,590	\$2,918	\$3,049	\$3,167	\$3,299	\$3,381	\$3,524	\$3,702	\$3,914	\$4,246	\$4,469	\$4,692	\$4,915	\$5,138	\$5,358

OPTION	LIST
CAL TB133	Flame Retardent Materials (Does Not Include Test to Certify, See Terms & Conditions for More Information)
MOISBAR	Moisture Barrier
Double Needle Stitching - Bench	
Double Needle Stitching - Armless Chair	
Double Needle Stitching - Armchair	
Contrast Stitching (Requires Double Needle Stitching)	
Plinth base (black) - Chair, settee, sofa and benches only	
Tablet Arm (12" dia)	
Power   2 - USB & 1 - 110V (Front Mounted)	
	\$110/yd
	\$37/yd
	\$112
	\$167
	\$216
	\$94
	\$348
	\$608
	\$277

## JULIA 2 SEAT SOFA | BENCHES | MODULES



JUL02BN



JUL02



JUL02ARM

MODEL	COVER	DESCRIPTION	DIMENSION	SH	SW	SD	YDS
JUL02BN	Standard	2 Seat Bench	24"d x 47"w x 18"h	18"	47"	24"	4.00
JUL02	Standard	Armless Settee	24"d x 47"w x 32"h	18"	47"	19"	6.00
JUL02ARM	Standard	Settee with Arms	24"d x 54"w x 32"h	18"	47"	19"	9.00

MODEL	COM	A	B	C	D	E	F	G	H	I	J	K	L	M	N
JUL02BN	\$1,926	\$2,170	\$2,236	\$2,323	\$2,389	\$2,455	\$2,542	\$2,652	\$2,784	\$2,976	\$3,111	\$3,244	\$3,378	\$3,513	\$3,646
JUL02	\$2,642	\$2,960	\$3,083	\$3,190	\$3,314	\$3,414	\$3,518	\$3,683	\$3,880	\$4,163	\$4,365	\$4,566	\$4,767	\$4,968	\$5,170
JUL02ARM	\$3,968	\$4,446	\$4,629	\$4,791	\$4,977	\$5,125	\$5,283	\$5,530	\$5,825	\$6,250	\$6,552	\$6,853	\$7,155	\$7,458	\$7,759

OPTION	LIST
CAL TB133	Flame Retardent Materials (Does Not Include Test to Certify, See Terms & Conditions for More Information)
MOISBAR	Moisture Barrier
Double Needle Stitching - Bench	
Double Needle Stitching - 2 Seat Armless Sofa	
Double Needle Stitching - 2 Seat Sofa	
Contrast Stitching (Requires Double Needle Stitching)	
Plinth base (black) - Chair, settee, sofa and benches only	
Power   2 - USB & 1 - 110V (Front Mounted)	
	\$110/yd
	\$37/yd
	\$167
	\$216
	\$258
	\$94
	\$348
	\$277

## JULIA 3 SEAT SOFA | BENCHES | MODULES



JUL03BN



JUL03



JUL03ARM

MODEL	COVER	DESCRIPTION	DIMENSION	SH	SW	SD	YDS
JUL03BN	Standard	3 Seat Bench	24"d x 70.5"w x 18"h	18"	74"	24"	5.00
JUL03	Standard	Armless Sofa	24"d x 70.5"w x 32"h	18"	74"	19"	8.00
JUL03ARM	Standard	Sofa with Arms	24"d x 77.5"w x 32"h	18"	74"	19"	11.00

MODEL	COM	A	B	C	D	E	F	G	H	I	J	K	L	M	N
JUL03BN	\$2,402	\$2,645	\$2,732	\$2,843	\$2,925	\$3,008	\$3,119	\$3,231	\$3,396	\$3,665	\$3,835	\$4,008	\$4,178	\$4,349	\$4,521
JUL03	\$3,280	\$3,671	\$3,832	\$3,979	\$4,141	\$4,274	\$4,417	\$4,635	\$4,898	\$5,315	\$5,589	\$5,862	\$6,135	\$6,410	\$6,685
JUL03ARM	\$4,593	\$5,121	\$5,342	\$5,542	\$5,766	\$5,948	\$6,144	\$6,445	\$6,807	\$7,390	\$7,767	\$8,143	\$8,520	\$8,896	\$9,272

OPTION	LIST
CAL TB133	Flame Retardent Materials (Does Not Include Test to Certify, See Terms & Conditions for More Information)
MOISBAR	Moisture Barrier
Double Needle Stitching - Bench	
Double Needle Stitching - 3 Seat Armless Sofa	
Double Needle Stitching - 3 Seat Sofa	
Contrast Stitching (Requires Double Needle Stitching)	
Plinth base (black) - Chair, settee, sofa and benches only	
Power   2 - USB & 1 - 110V (Front Mounted)	
	\$110/yd
	\$37/yd
	\$216
	\$289
	\$330
	\$94
	\$348
	\$277

## JULIA 30° WEDGES | 38° CURVES



JUL30W



JUL30WB



JUL38C



JUL38CB



JUL38RCB

MODEL	COVER	DESCRIPTION	DIMENSION	SH	SW	SD	YDS
JUL30W	Standard	30° Wedge Bench	24"d x 29"w x 18"	18"	29"	24"	3.00
JUL30WB	Standard	30° Wedge with Back	24"d x 29"w x 32"h	18"	29"	19"	4.50
JUL38C	Standard	38° Curve Bench	24"d x 32.5"w x 18"h	18"	32.5"	24"	2.00
JUL38CB	Standard	38° Inside Curve with Back	24"d x 32.5"w x 32"h	18"	32.5"	19"	4.00
JUL38RCB	Standard	38° Outside Curve with Back	24"d x 37.75"w x 32"h	18"	37.75"	19"	4.00

MODEL	COM	A	B	C	D	E	F	G	H	I	J	K	L	M	N
JUL30W	\$1,453	\$1,635	\$1,684	\$1,749	\$1,798	\$1,848	\$1,913	\$1,996	\$2,094	\$2,239	\$2,340	\$2,441	\$2,541	\$2,642	\$2,743
JUL30WB	\$2,028	\$2,305	\$2,379	\$2,478	\$2,551	\$2,625	\$2,723	\$2,847	\$2,995	\$3,210	\$3,360	\$3,510	\$3,662	\$3,812	\$4,114
JUL38C	\$1,596	\$1,702	\$1,736	\$1,781	\$1,814	\$1,848	\$1,893	\$1,949	\$2,016	\$2,116	\$2,191	\$2,263	\$2,338	\$2,414	\$2,492
JUL38CB	\$2,282	\$2,497	\$2,567	\$2,657	\$2,741	\$2,811	\$2,902	\$3,020	\$3,161	\$3,417	\$3,572	\$3,729	\$3,882	\$4,039	\$4,194
JUL38RCB	\$2,301	\$2,520	\$2,588	\$2,677	\$2,760	\$2,830	\$2,926	\$3,038	\$3,181	\$3,435	\$3,592	\$3,748	\$3,903	\$4,059	\$4,215

OPTION	LIST
CAL TB133	Flame Retardent Materials (Does Not Include Test to Certify, See Terms & Conditions for More Information)
MOISBAR	Moisture Barrier
Double Needle Stitching	
Contrast Stitching (Requires Double Needle Stitching)	
Power   2 - USB & 1 - 110V (Front Mounted)	

## JULIA 45° &amp; 60° CURVES



JUL45C



JUL45CB



JUL60C



JUL60CB



JUL60RCB

MODEL	COVER	DESCRIPTION	DIMENSION	SH	SW	SD	YDS
JUL45C	Standard	45° Curve Bench	24"d x 42"w x 18"h	18"	42"	19"	2.75
JUL45CB	Standard	45° Inside Curve with Back	24"d x 42"w x 32"h	18"	42"	19"	5.50
JUL60C	Standard	60° Curve Bench	24"d x 56.5"w x 18"h	18"	56.5"	24"	4.00
JUL60CB	Standard	60° Inside Curve with Back	24"d x 56" x 32"h	18"	56"	19"	6.50
JUL60RCB	Standard	60° Outside Curve with Back	24"d x 56" x 32"h	18"	56"	19"	6.50


MODEL	COM	A	B	C	D	E	F	G	H	I	J	K	L	M	N
JUL45C	\$2,017	\$2,164	\$2,165	\$2,224	\$2,269	\$2,315	\$2,393	\$2,468	\$2,561	\$2,689	\$2,782	\$2,876	\$2,971	\$3,065	\$3,160
JUL45CB	\$2,649	\$2,930	\$3,026	\$3,146	\$3,237	\$3,328	\$3,450	\$3,574	\$3,754	\$4,035	\$4,224	\$4,413	\$4,601	\$4,790	\$4,977
JUL60C	\$2,267	\$2,443	\$2,513	\$2,600	\$2,668	\$2,733	\$2,821	\$2,931	\$3,041	\$3,264	\$3,401	\$3,539	\$3,675	\$3,812	\$3,950
JUL60CB	\$2,777	\$3,103	\$3,235	\$3,352	\$3,485	\$3,593	\$3,708	\$3,886	\$4,099	\$4,428	\$4,651	\$4,873	\$5,096	\$5,319	\$5,540
JUL60RCB	\$2,946	\$3,270	\$3,384	\$3,526	\$3,634	\$3,743	\$3,856	\$4,034	\$4,246	\$4,592	\$4,815	\$5,036	\$5,261	\$5,482	\$5,704

OPTION	LIST
CAL TB133	Flame Retardent Materials (Does Not Include Test to Certify, See Terms & Conditions for More Information)
MOISBAR	Moisture Barrier
Double Needle Stitching	
Contrast Stitching (Requires Double Needle Stitching)	
	\$110/yd
	\$37/yd
	\$167
	\$94


## JULIA TABLES | OTTOMAN

## Notes:

HT Tops are PVC/T-Mold Edge | See Table Tops Standard Laminate and Edges in Statement of Line



JULARMT



JULARMT-POW



JUL18DFT



JUL18DHT



JUL18PEDFT



JUL36DHT

MODEL	COVER	DESCRIPTION	DIMENSION	SH	SW	SD	YDS
JULARMT	Standard	Arm Table   HPL Top	21.5"d x 10"w x 23.75"h	23.75"	10"	18"	1.50
JULARMT-POW	Standard	Arm Table   HPL Top with Power	21.5"d x 10"w x 23.75"h	23.75"	10"	18"	1.50
JUL18DFT	Standard	Ottoman with Fabric Top	18" dia x 18"h	18"	-	-	2.00
JUL18DHT	Standard	Ottoman with HPL Top	18" dia x 18"h	18"	-	-	1.25
JUL18PEDFT	Standard	Nesting Ottoman	18" dia x 18"h				2.00
JUL36DHT	Standard	Table with HPL Top	36" dia x 16"h	18"	-	-	1.75

MODEL	COM	A	B	C	D	E	F	G	H	I	J	K	L	M	N
JULARMT	\$1,354	\$1,428	\$1,453	\$1,487	\$1,512	\$1,541	\$1,573	\$1,618	\$1,674	\$1,777	\$1,834	\$1,893	\$1,954	\$2,013	\$2,074
JULARMT-POW	\$1,689	\$1,751	\$1,775	\$1,809	\$1,839	\$1,864	\$1,900	\$1,946	\$2,001	\$2,100	\$2,161	\$2,218	\$2,280	\$2,340	\$2,400
JUL18DFT	\$1,004	\$1,116	\$1,140	\$1,184	\$1,217	\$1,250	\$1,293	\$1,347	\$1,413	\$1,511	\$1,578	\$1,644	\$1,711	\$1,779	\$1,846
JUL18DHT	\$1,205	\$1,250	\$1,271	\$1,298	\$1,319	\$1,342	\$1,368	\$1,404	\$1,446	\$1,512	\$1,557	\$1,602	\$1,651	\$1,699	\$1,751
JUL18PEDFT	\$921	\$1,033	\$1,058	\$1,102	\$1,144	\$1,168	\$1,211	\$1,265	\$1,331	\$1,428	\$1,495	\$1,561	\$1,628	\$1,695	\$1,763
JUL36DHT	\$1,959	\$2,029	\$2,058	\$2,096	\$2,125	\$2,154	\$2,193	\$2,240	\$2,298	\$2,355	\$2,413	\$2,522	\$2,582	\$2,640	\$2,699

OPTION	LIST
CAL TB133	Flame Retardent Materials (Does Not Include Test to Certify, See Terms & Conditions for More Information)
MOISBAR	Moisture Barrier
Double Needle Stitching	
Contrast Stitching (Requires Double Needle Stitching)	
Power   2 - USB & 1 - 110V (Top Mounted)	
	\$110/yd
	\$37/yd
	\$167
	\$94
	\$277

## JULIA LOW BACK MODULAR SEATING STATEMENT OF LINE

**Standard Features:**

Frame & Materials:	Premium Contract, Commercial, and Furniture Grade	Stitching:	Single Needle
Joinery:	Interlocking Components and Mechanically Reinforced	Linking:	Ganging Clip Standard
Seat Foam:	Cut & Shaped High-Grade Commercial Polyurethane with Fiber Wrap		
Inside Back:	"S" Shaped Continuous Coils with Commercial Grade Polyurethane Foam		
Feet:	Wood or Metal Cylinder   JUL18 Features 1" High-Impact Molded Feet		
Feet   Finish:	When Wood Please Select Natural, Cherry, Dark Mocha, Stone, Teak, Walnut		
	When Metal Please Select Silver or Black		

**Fabric Note:** All Yardage Requirements Based on Non-Directional 54" Wide Continuous; Between Selvage (Self-Finished) Edges  
All Fabrics Must be Backed with ModuForm Approved Backing

**Multiple Fabric:** When specifying multiple fabrics please:  
1. Utilize Multi-Fabric Form (see table of contents)  
2. Use highest grade pricing of all fabric selected  
i.e. if you choose E and J, use J grade for all  
3. Please call customer service for yardage requirements.

**Testing:** ANSI/BIFMA X7.1-2011(R2016)  
ANSI/BIFMA e3-2019 Furniture Sustainability Standard Sections 7.6.1, 7.6.2, and 7.6.3  
LEED v4 EQ Credit: Low-Emitting Materials furniture evaluation criteria  
The California Department of Public Health (CDPH) Standard Method v1.2 freestanding furniture Criteria  
The Collaborative for High Performance Schools (CHPS) 2019 Core Criteria 3.0 EQ C6.1.4 Furniture and Furnishings  
State of California TB117-2013 Flammability



JUL01L  
24"d x 23.5"w x 26"h



JUL01AL  
24"d x 30.5"w x 26"h



JUL02L  
24"d x 47"w x 26"h



JUL03L  
24"d x 70.5"w x 26"h



JULCRNBBL  
24"d x 23.5"w x 26"h



JUL38CBL  
24"d x 32.5"w x 26"h



JUL60CBL  
24"d x 56"w x 26"h



JUL30WBL  
24"d x 29"w x 26"h

## JULIA - LOW BACK



JUL01L



JUL01AL



JUL02L



JUL03L

MODEL	COVER	DESCRIPTION	DIMENSION	SH	SW	SD	WT	YDS
JUL01L	Standard	Armless Chair with Low Back	24"d x 23.5"w x 26"h	18"	23.5"	19"	30 lbs	4.00
JUL01AL	Standard	Armchair with Low Back	24"d x 30.5"w x 26"h	18"	23.5"	19"	-	7.00
JUL02L	Standard	Armless Settee with Low Back	24"d x 47"w x 26"h	18"	47"	19"	50 lbs	6.00
JUL03L	Standard	Armless Sofa with Low Back	24"d x 70.5"w x 26"h	18"	74"	19"	70 lbs	8.00

MODEL	COM	A	B	C	D	E	F	G	H	I	J	K	L	M	N
JUL01L	\$2,013	\$2,227	\$2,296	\$2,384	\$2,450	\$2,517	\$2,604	\$2,694	\$2,826	\$3,020	\$3,154	\$3,287	\$3,422	\$3,557	\$3,690
JUL01AL	\$3,385	\$3,716	\$3,911	\$4,070	\$4,187	\$4,304	\$4,460	\$4,655	\$4,819	\$5,196	\$5,457	\$5,730	\$6,002	\$6,272	\$6,545
JUL02L	\$2,642	\$2,960	\$3,083	\$3,190	\$3,314	\$3,414	\$3,518	\$3,683	\$3,880	\$4,163	\$4,365	\$4,566	\$4,767	\$4,968	\$5,170
JUL03L	\$3,280	\$3,671	\$3,832	\$3,979	\$4,141	\$4,274	\$4,417	\$4,635	\$4,898	\$5,315	\$5,589	\$5,862	\$6,135	\$6,410	\$6,685

OPTION	LIST
CAL TB133	Flame Retardent Materials (Does Not Include Test to Certify, See Terms & Conditions for More Information)
MOISBAR	Moisture Barrier
Double Needle Stitching - Armless Chair	
Double Needle Stitching - Armchair	
Double Needle Stitching - 2 Seat Armless Sofa	
Double Needle Stitching - 3 Seat Armless Sofa	
Contrast Stitching (Requires Double Needle Stitching)	
	\$110/yd
	\$37/yd
	\$167
	\$216
	\$216
	\$310
	\$94

## JULIA - LOW BACK CORNER | CURVES | WEDGES



JULCRNBBL



JUL38CBL



JUL60CBL



JUL30WBL

MODEL	COVER	DESCRIPTION	DIMENSION	SH	SW	SD	WT	YDS
JULCRNBBL	Standard	Corner Chair with Low Back	24"d x 23.5"w x 26"h	18"	24"	19"	40 lbs	6.50
JUL38CBL	Standard	38° Inside Curve with Low Back	24"d x 32.5"w x 26"h	18"	32.5"	19"	35 lbs	4.00
JUL60CBL	Standard	60° Inside Curve with Low Back	24"d x 56" x 26"h	18"	56"	19"	-	6.50
JUL30WBL	Standard	30° Wedge with Low Back	24"d x 29"w x 26"h	18"	29"	19"	-	4.50

MODEL	COM	A	B	C	D	E	F	G	H	I	J	K	L	M	N
JULCRNBBL	\$2,590	\$2,918	\$3,049	\$3,167	\$3,299	\$3,381	\$3,524	\$3,702	\$3,914	\$4,246	\$4,469	\$4,692	\$4,915	\$5,138	\$5,358
JUL38CBL	\$2,282	\$2,497	\$2,567	\$2,657	\$2,741	\$2,811	\$2,902	\$3,020	\$3,161	\$3,417	\$3,572	\$3,729	\$3,882	\$4,039	\$4,194
JUL60CBL	\$2,777	\$3,103	\$3,235	\$3,352	\$3,485	\$3,593	\$3,708	\$3,886	\$4,099	\$4,428	\$4,651	\$4,873	\$5,096	\$5,319	\$5,540
JUL30WBL	\$2,028	\$2,305	\$2,379	\$2,478	\$2,551	\$2,625	\$2,723	\$2,847	\$2,995	\$3,210	\$3,360	\$3,510	\$3,662	\$3,812	\$4,114

OPTION	LIST
CAL TB133 Flame Retardent Materials (Does Not Include Test to Certify, See Terms & Conditions for More Information)	\$110/yd
MOISBAR Moisture Barrier	\$37/yd
Double Needle Stitching - Armless Chair - JULCRNBBL, JUL38CBL, JUL30WBL	\$167
Double Needle Stitching - 2 Seat Armless Sofa - JUL60CBL	\$216
Contrast Stitching (Requires Double Needle Stitching)	\$94

## KENSINGTON LOUNGE SEATING OVERVIEW

**Standard Features:**

Frame & Materials:	Premium Contract, Commercial, and Furniture Grade
Joinery:	Interlocking Components and Mechanically Reinforced
Stitching:	Single Needle & Welt Cord
Seat Cushion:	Moveable and Fastened with Two "D" Ring Elastic Ties
Seat Foam:	High-Grade Commercial Polyurethane with Fiber Wrap
Inside Back:	"S" Shaped Continuous Coils with Commercial Grade Polyurethane Foam
Feet:	Double Curve Block, Tapered 3 Sides
Feet   Finish:	Natural, Cherry, Dark Mocha, Stone, Teak, Walnut

**Fabric Note:** All Yardage Requirements Based on Non-Directional 54" Wide Continuous; Between Selvage (Self-Finished) Edges  
All Fabrics Must be Backed with ModuForm Approved Backing

**Multiple Fabric:** When specifying multiple fabrics please:

1. Utilize Multi-Fabric Form (see table of contents)
2. Use highest grade pricing of all fabric selected  
i.e. if you choose E and J, use J grade for all
3. Please call customer service for yardage requirements.

**Testing:** ANSI/BIFMA X7.1-2011(R2016)  
ANSI/BIFMA e3-2019 Furniture Sustainability Standard Sections 7.6.1, 7.6.2, and 7.6.3  
LEED v4 EQ Credit: Low-Emitting Materials furniture evaluation criteria  
The California Department of Public Health (CDPH) Standard Method v1.2 freestanding furniture Criteria  
The Collaborative for High Performance Schools (CHPS) 2019 Core Criteria 3.0 EQ C6.1.4 Furniture and Furnishings  
State of California TB117-2013 Flammability



SF801  
35"d x 39"w x 34"h



SF802  
35"d x 60"w x 34"h



SF803  
35"d x 80"w x 34"h



SF805  
16.5"d x 24.5"w x 17"h

# LOUNGE SEATING - FULLY UPHOLSTERED

## KENSINGTON

Chair | Settee | Sofa | ottoman



SF801



SF802



SF803



SF805

MODEL	COVER	DESCRIPTION	DIMENSION	AH	SH	SW	SD	WT	YDS
SF801	Standard	Chair	35"d x 39"w x 34"h	24.5"	17"	21.5"	20"	88 lbs	7.00
SF802	Standard	Settee	35"d x 60"w x 34"h	24.5"	17"	43"	20"	95 lbs	9.50
SF803	Standard	Sofa	35"d x 80"w x 34"h	24.5"	17"	64.5"	20"	120 lbs	11.75
SF805	Standard	Ottoman	16.5"d x 24.5"w x 17"h	-	17"	-	-	23 lbs	2.00

MODEL	COM	A	B	C	D	E	F	G	H	I	J	K	L	M	N
SF801	\$3,046	\$3,481	\$3,596	\$3,750	\$3,865	\$3,980	\$4,133	\$4,324	\$4,555	\$4,785	\$5,052	\$5,283	\$5,517	\$5,747	\$5,978
SF802	\$3,874	\$4,473	\$4,630	\$4,837	\$4,994	\$5,150	\$5,358	\$5,618	\$5,929	\$6,242	\$6,603	\$6,919	\$7,231	\$7,546	\$7,862
SF803	\$4,355	\$5,110	\$5,303	\$5,560	\$5,754	\$5,947	\$6,204	\$6,526	\$6,911	\$7,353	\$7,742	\$8,129	\$8,520	\$8,908	\$9,297
SF805	\$1,913	\$1,984	\$2,016	\$2,061	\$2,103	\$2,140	\$2,187	\$2,243	\$2,313	\$2,442	\$2,520	\$2,596	\$2,673	\$2,752	\$2,827

OPTION		LIST
CAL TB133	Flame Retardent Materials (Does Not Include Test to Certify, See Terms & Conditions for More Information)	\$110/yd
MOISBAR	Moisture Barrier	\$37/yd

## NEWMAN LOUNGE SEATING OVERVIEW

**Standard Features:**

Frame & Materials:	Premium Contract, Commercial, and Furniture Grade
Joinery:	Interlocking Components and Mechanically Reinforced
Stitching:	Double Needle & Welt Cord
Seat Cushion:	Moveable and Fastened with Two "D" Ring Elastic Ties
Seat Foam:	High-Grade Commercial Polyurethane with Fiber Wrap
Inside Back:	"S" Shaped Continuous Coils with Commercial Grade Polyurethane Foam
Feet:	Bolted Sled Base
Feet   Finish:	Natural, Cherry, Dark Mocha, Stone, Teak, Walnut

**Fabric Note:** All Yardage Requirements Based on Non-Directional 54" Wide Continuous; Between Selvage (Self-Finished) Edges  
All Fabrics Must be Backed with ModuForm Approved Backing

**Multiple Fabric:** When specifying multiple fabrics please:

1. Utilize Multi-Fabric Form (see table of contents)
2. Use highest grade pricing of all fabric selected  
i.e. if you choose E and J, use J grade for all
3. Please call customer service for yardage requirements.

**Testing:** ANSI/BIFMA X7.1-2011(R2016)  
ANSI/BIFMA e3-2019 Furniture Sustainability Standard Sections 7.6.1, 7.6.2, and 7.6.3  
LEED v4 EQ Credit: Low-Emitting Materials furniture evaluation criteria  
The California Department of Public Health (CDPH) Standard Method v1.2 freestanding furniture Criteria  
The Collaborative for High Performance Schools (CHPS) 2019 Core Criteria 3.0 EQ C6.1.4 Furniture and Furnishings  
State of California TB117-2013 Flammability



SF7101-35  
30"d x 34.5"w x 35"h



SF7102-35  
30"d x 56.5"w x 35"h



SF7103-35  
30"d x 78"w x 35"h

# LOUNGE SEATING - FULLY UPHOLSTERED


NEWMAN Chair | Settee | Sofa



SF7101-35



SF7102-35



SF7103-35

MODEL	COVER	DESCRIPTION	DIMENSION	AH	SH	SW	SD	WT	YDS
SF7101-35	Standard	Chair	30"d x 34.5"w x 35"h	25.5"	18.5"	21.5"	19"	80 lbs	6.50
SF7102-35	Standard	Settee	30"d x 56.5"w x 35"h	25.5"	18.5"	43"	19"	105 lbs	8.75
SF7103-35	Standard	Sofa	30"d x 78"w x 35"h	25.5"	18.5"	64.5"	19"	130 lbs	10.25

MODEL	COM	A	B	C	D	E	F	G	H	I	J	K	L	M	N
SF7101-35	\$3,166	\$3,559	\$3,666	\$3,808	\$3,915	\$4,022	\$4,165	\$4,343	\$4,555	\$4,769	\$4,982	\$5,236	\$5,451	\$5,666	\$5,881
SF7102-35	\$3,715	\$4,264	\$4,407	\$4,599	\$4,742	\$4,886	\$5,077	\$5,317	\$5,605	\$5,891	\$6,226	\$6,515	\$6,805	\$7,095	\$7,384
SF7103-35	\$4,278	\$4,922	\$5,091	\$5,315	\$5,482	\$5,651	\$5,875	\$6,156	\$6,493	\$6,829	\$7,219	\$7,560	\$7,899	\$8,238	\$8,577

OPTION	LIST
CAL TB133	Flame Retardent Materials (Does Not Include Test to Certify, See Terms & Conditions for More Information)
MOISBAR	Moisture Barrier
Contrast Stitching	
	\$110/yd
	\$37/yd
	\$94

## PEABODY LOUNGE CHAIR OVERVIEW

**Standard Features:**

Frame & Materials:	Premium Contract, Commercial, and Furniture Grade
Joinery:	Interlocking Components and Mechanically Reinforced
Stitching:	Single Needle & Welt Cord
Seat Foam:	Cut & Shaped High-Grade Commercial Polyurethane with Fiber Wrap
Inside Back:	Nylon webbing with Non-Woven cover, Polyurethane foam, and Top Layer of Polyester Fiber
Feet:	Maple   Cylinder Style
Feet   Finish:	Natural, Cherry, Dark Mocha, Stone, Teak, Walnut

**Fabric Note:** All Yardage Requirements Based on Non-Directional 54" Wide Continuous; Between Selvage (Self-Finished) Edges  
All Fabrics Must be Backed with ModuForm Approved Backing

**Multiple Fabric:** When specifying multiple fabrics please:

1. Utilize Multi-Fabric Form (see table of contents)
2. Use highest grade pricing of all fabric selected  
i.e. if you choose E and J, use J grade for all
3. Please call customer service for yardage requirements.

**Testing:** ANSI/BIFMA X7.1-2011(R2016)  
ANSI/BIFMA e3-2019 Furniture Sustainability Standard Sections 7.6.1, 7.6.2, and 7.6.3  
LEED v4 EQ Credit: Low-Emitting Materials furniture evaluation criteria  
The California Department of Public Health (CDPH) Standard Method v1.2 freestanding furniture Criteria  
The Collaborative for High Performance Schools (CHPS) 2019 Core Criteria 3.0 EQ C6.1.4 Furniture and Furnishings  
State of California TB117-2013 Flammability



PE113W  
30.5"d x 30.5"w x 30.5"h

PEABODY Chair



PE113W



MODEL	COM	A	B	C	D	E	F	G	H	I	J	K	L	M	N
PE113W	\$3,113	\$3,433	\$3,524	\$3,644	\$3,733	\$3,824	\$3,944	\$4,095	\$4,275	\$4,456	\$4,637	\$4,817	\$5,036	\$5,218	\$5,400

OPTION													LIST	
CAL TB133		Flame Retardent Materials (Does Not Include Test to Certify, See Terms & Conditions for More Information)											\$110/yd	
MOISBAR		Moisture Barrier											\$37/yd	
Contrast Stitching													\$94	

## SALEM LOUNGE SEATING OVERVIEW

**Standard Features:**

Frame & Materials:	Premium Contract, Commercial, and Furniture Grade
Joinery:	Interlocking Components and Mechanically Reinforced
Stitching:	Double Needle
Seat Cushion:	Moveable and Fastened with Two "D" Ring Elastic Ties
Seat Foam:	High-Grade Commercial Polyurethane with Fiber Wrap
Back Cushion:	Pillow Back with Fiber Filling
Feet:	Maple Block Leg Tapered 4 Sides
Feet   Finish:	Natural, Cherry, Dark Mocha, Stone, Teak, Walnut

**Fabric Note:** All Yardage Requirements Based on Non-Directional 54" Wide Continuous; Between Selvage (Self-Finished) Edges  
All Fabrics Must be Backed with ModuForm Approved Backing

**Multiple Fabric:** When specifying multiple fabrics please:

1. Utilize Multi-Fabric Form (see table of contents)
2. Use highest grade pricing of all fabric selected  
i.e. if you choose E and J, use J grade for all
3. Please call customer service for yardage requirements.

**Testing:** ANSI/BIFMA X7.1-2011(R2016)  
ANSI/BIFMA e3-2019 Furniture Sustainability Standard Sections 7.6.1, 7.6.2, and 7.6.3  
LEED v4 EQ Credit: Low-Emitting Materials furniture evaluation criteria  
The California Department of Public Health (CDPH) Standard Method v1.2 freestanding furniture Criteria  
The Collaborative for High Performance Schools (CHPS) 2019 Core Criteria 3.0 EQ C6.1.4 Furniture and Furnishings  
State of California TB117-2013 Flammability



SF3001  
37"d x 31"w x 35"h



SF3002  
37"d x 53.5"w x 35"h



SF3003  
37"d x 74.5"w x 35"h

# LOUNGE SEATING - FULLY UPHOLSTERED

SALEM Chair | Settee | Sofa



SF3001



SF3002



SF3003

MODEL	COVER	DESCRIPTION	DIMENSION	AH	SH	SW	SD	WT	YDS
SF3001	Standard	Chair	37"d x 31"w x 35"h	25"	19"	22"	24.75"	75 lbs	5.75
SF3002	Standard	Settee	37"d x 53.5"w x 35"h	25"	19"	44"	24.75"	100 lbs	8.50
SF3003	Standard	Sofa	37"d x 74.5"w x 35"h	25"	19"	66"	24.75"	125 lbs	12.00

MODEL	COM	A	B	C	D	E	F	G	H	I	J	K	L	M	N
SF3001	\$2,948	\$3,293	\$3,386	\$3,513	\$3,607	\$3,702	\$3,827	\$3,985	\$4,174	\$4,362	\$4,551	\$4,740	\$4,928	\$5,118	\$5,340
SF3002	\$3,636	\$4,166	\$4,306	\$4,492	\$4,632	\$4,771	\$4,957	\$5,189	\$5,469	\$5,749	\$6,073	\$6,354	\$6,636	\$6,917	\$7,198
SF3003	\$4,174	\$4,924	\$5,121	\$5,383	\$5,581	\$5,778	\$6,040	\$6,369	\$6,763	\$7,380	\$7,854	\$8,322	\$8,794	\$9,264	\$9,735

OPTION	LIST
CAL TB133	Flame Retardant Materials (Does Not Include Test to Certify, See Terms & Conditions for More Information)
MOISBAR	Moisture Barrier
Contrast Stitching	

## SALEM FLEX LOUNGE SEATING OVERVIEW

### Standard Features:

Frame & Materials:	Premium Contract, Commercial, and Furniture Grade Interlocking Components and Mechanically Reinforced
Joinery:	Field Replaceable Arms   No Tools Needed
Upholstering:	Field Replaceable Fabric Covers   No Tools Needed
Stitching:	Double Needle
Seat Cushion:	Moveable and Fastened with Two "D" Ring Elastic Ties
Seat Foam:	High-Grade Commercial Polyurethane with Fiber Wrap
Back Cushion:	Pillow Back with Fiber Filling
Feet:	Maple   Cylinder Style
	Field Replaceable & Removable   No Tools Needed
Feet   Finish::	Natural, Cherry, Dark Mocha, Stone, Teak, Walnut

**Fabric Note:** All Yardage Requirements Based on Non-Directional 54" Wide Continuous; Between Selvage (Self-Finished) Edges  
All Fabrics Must be Backed with ModuForm Approved Backing

**Multiple Fabric:** When specifying multiple fabrics please:

1. Utilize Multi-Fabric Form (see table of contents)
2. Use highest grade pricing of all fabric selected  
i.e. if you choose E and J, use J grade for all
3. Please call customer service for yardage requirements.

**Testing:** ANSI/BIFMA X7.1-2011(R2016)  
ANSI/BIFMA e3-2019 Furniture Sustainability Standard Sections 7.6.1, 7.6.2, and 7.6.3  
LEED v4 EQ Credit: Low-Emitting Materials furniture evaluation criteria  
The California Department of Public Health (CDPH) Standard Method v1.2 freestanding furniture Criteria  
The Collaborative for High Performance Schools (CHPS) 2019 Core Criteria 3.0 EQ C6.1.4 Furniture and Furnishings  
State of California TB117-2013 Flammability



SF3001V  
37"d x 31"w x 35"h



SF3002V  
37"d x 53.5"w x 35"h



SF3003V  
37"d x 74.5"w x 35"h

# LOUNGE SEATING - FULLY UPHOLSTERED

## SALEM | FLEX COVER



SF3001V



SF3002V



SF3003V

MODEL	COVER	DESCRIPTION	DIMENSION	AH	SH	SW	SD	WT	YDS
SF3001V	Flex	Chair	37"d x 31"w x 35"h	25"	19"	22"	24.75"	75 lbs	6.50
SF3002V	Flex	Settee	37"d x 53.5"w x 35"h	25"	19"	44"	24.75"	100 lbs	10.00
SF3003V	Flex	Sofa	37"d x 74.5"w x 35"h	25"	19"	66"	24.75"	125 lbs	13.50



SF3001REPCOV	Flex	Replacement Cover   Chair	-	-	-	-	-	-	5.75
SF3002REPCOV	Flex	Replacement Cover   Settee	-	-	-	-	-	-	8.50
SF3003REPCOV	Flex	Replacement Cover   Sofa	-	-	-	-	-	-	12.00

MODEL	COM	A	B	C	D	E	F	G	H	I	J	K	L	M	N
SF3001V	\$3,281	\$3,670	\$3,777	\$3,919	\$4,026	\$4,133	\$4,275	\$4,453	\$4,666	\$4,879	\$5,093	\$5,307	\$5,563	\$5,778	\$5,991
SF3002V	\$4,140	\$4,769	\$4,934	\$5,153	\$5,316	\$5,481	\$5,700	\$5,973	\$6,301	\$6,630	\$6,958	\$7,342	\$7,673	\$8,004	\$8,335
SF3003V	\$4,716	\$5,594	\$5,816	\$6,111	\$6,333	\$6,555	\$6,850	\$7,219	\$7,663	\$8,169	\$8,615	\$9,062	\$9,508	\$9,955	\$10,401
SF3001REPCOV	\$709	\$950	\$1,041	\$1,161	\$1,275	\$1,370	\$1,494	\$1,652	\$1,841	\$2,186	\$2,394	\$2,604	\$2,815	\$3,024	\$3,232
SF3002REPCOV	\$1,010	\$1,537	\$1,677	\$1,863	\$2,003	\$2,143	\$2,329	\$2,561	\$2,840	\$3,207	\$3,510	\$3,820	\$4,130	\$4,439	\$4,749
SF3003REPCOV	\$1,395	\$1,974	\$2,170	\$2,433	\$2,631	\$2,827	\$3,113	\$3,444	\$3,841	\$4,485	\$4,923	\$5,360	\$5,798	\$6,235	\$6,669

OPTION	LIST
CAL TB133	Flame Retardent Materials (Does Not Include Test to Certify, See Terms & Conditions for More Information)
MOISBAR	Moisture Barrier
Contrast Stitching	
4 Metal Cylinder Legs (Choose Black or Silver)	

## SUNDAY LOUNGE SEATING OVERVIEW

**Standard Features:**

Frame & Materials:	Premium Contract, Commercial, and Furniture Grade
Joinery:	Interlocking Components and Mechanically Reinforced
Stitching:	Single Needle
Seat Cushion:	SUN01, SUN02, SUN03 Moveable and Fastened with Two "D" Ring Elastic Ties
Seat Cushion:	SUN01TS Integrated & Shaped High-Grade Commercial Polyurethane with Fiber Wrap
Seat Foam:	High-Grade Commercial Polyurethane with Fiber Wrap
Inside Back:	"S" Shaped Continuous Coils with Commercial Grade Polyurethane Foam
Feet:	Maple Block Leg Tapered 4 Sides
	Sunday Plinth Features High-Impact Molded Base, Black
Feet   Finish:	Natural, Cherry, Dark Mocha, Stone, Teak, Walnut

**Fabric Note:** All Yardage Requirements Based on Non-Directional 54" Wide Continuous; Between Selvage (Self-Finished) Edges  
All Fabrics Must be Backed with ModuForm Approved Backing

**Multiple Fabric:** When specifying multiple fabrics please:

1. Utilize Multi-Fabric Form (see table of contents)
2. Use highest grade pricing of all fabric selected  
i.e. if you choose E and J, use J grade for all
3. Please call customer service for yardage requirements.

**Testing:** ANSI/BIFMA X7.1-2011(R2016)  
ANSI/BIFMA e3-2019 Furniture Sustainability Standard Sections 7.6.1, 7.6.2, and 7.6.3  
LEED v4 EQ Credit: Low-Emitting Materials furniture evaluation criteria  
The California Department of Public Health (CDPH) Standard Method v1.2 freestanding furniture Criteria  
The Collaborative for High Performance Schools (CHPS) 2019 Core Criteria 3.0 EQ C6.1.4 Furniture and Furnishings  
State of California TB117-2013 Flammability



SUN01  
31"d x 29"w x 34.25"h



SUN02  
31"d x 50"w x 34.25"h




SUN03  
31"d x 71"w x 34.25"h

# LOUNGE SEATING - FULLY UPHOLSTERED

**SUNDAY** Chair | Settee | Sofa



SUN01



SUN02



SUN03

MODEL	COVER	DESCRIPTION	DIMENSION	AH	SH	SW	SD	WT	YDS
SUN01	Standard	Lounge Chair	31"d x 29"w x 34.25"h	25.75"	18"	21"	22"	-	5.5
SUN02	Standard	Settee	31"d x 50"w x 34.25"h	25.75"	18"	42"	22"	90 lbs	9.0
SUN03	Standard	Sofa	31"d x 71"w x 34.25"h	25.75"	18"	63"	22"	110 lbs	11.3

MODEL	COM	A	B	C	D	E	F	G	H	I	J	K	L	M	N
SUN01	\$2,573	\$2,824	\$2,938	\$3,059	\$3,149	\$3,241	\$3,361	\$3,487	\$3,667	\$3,960	\$4,149	\$4,337	\$4,526	\$4,713	\$4,902
SUN02	\$3,181	\$3,658	\$3,806	\$4,004	\$4,151	\$4,299	\$4,496	\$4,742	\$5,038	\$5,489	\$5,798	\$6,106	\$6,412	\$6,721	\$7,029
SUN03	\$3,787	\$4,391	\$4,576	\$4,823	\$5,007	\$5,192	\$5,439	\$5,746	\$6,115	\$6,679	\$7,064	\$7,449	\$7,834	\$8,219	\$8,604

OPTION	LIST
CAL TB133	Flame Retardent Materials (Does Not Include Test to Certify, See Terms & Conditions for More Information)
MOISBAR	Moisture Barrier
Double Needle Stitching - Armchair	
Double Needle Stitching - 2 Seat Sofa	
Double Needle Stitching - 3 Seat Sofa	
Contrast Stitching (Requires Double Needle Stitching)	
	\$110/yd
	\$37/yd
	\$216
	\$258
	\$330
	\$94

## SUNDAY PLINTH LOUNGE SEATING &amp; ROCKER OVERVIEW

**Standard Features:**

Frame & Materials:	Premium Contract, Commercial, and Furniture Grade
Joinery:	Interlocking Components and Mechanically Reinforced
Stitching:	Single Needle
Seat Cushion:	SUN01, SUN02, SUN03 Moveable and Fastened with Two "D" Ring Elastic Ties
Seat Cushion:	SUN01TS Integrated & Shaped High-Grade Commercial Polyurethane with Fiber Wrap
Seat Foam:	High-Grade Commercial Polyurethane with Fiber Wrap
Inside Back:	"S" Shaped Continuous Coils with Commercial Grade Polyurethane Foam
Feet:	Maple Block Leg Tapered 4 Sides
	Sunday Plinth Features High-Impact Molded Base, Black
Feet   Finish:	Natural, Cherry, Dark Mocha, Stone, Teak, Walnut

**Fabric Note:** All Yardage Requirements Based on Non-Directional 54" Wide Continuous; Between Selvage (Self-Finished) Edges  
All Fabrics Must be Backed with ModuForm Approved Backing

**Multiple Fabric:** When specifying multiple fabrics please:

1. Utilize Multi-Fabric Form (see table of contents)
2. Use highest grade pricing of all fabric selected  
i.e. if you choose E and J, use J grade for all
3. Please call customer service for yardage requirements.

**Testing:** ANSI/BIFMA X7.1-2011(R2016)  
ANSI/BIFMA e3-2019 Furniture Sustainability Standard Sections 7.6.1, 7.6.2, and 7.6.3  
LEED v4 EQ Credit: Low-Emitting Materials furniture evaluation criteria  
The California Department of Public Health (CDPH) Standard Method v1.2 freestanding furniture Criteria  
The Collaborative for High Performance Schools (CHPS) 2019 Core Criteria 3.0 EQ C6.1.4 Furniture and Furnishings  
State of California TB117-2013 Flammability



SUN01TS-PB4  
32.5"d x 30" w x 34.5"h



SUNTSROC-PB  
32.5"d x 30" w x 34.5"h

## SUNDAY PLINTH

Chair &amp; Rocker



SUN01TS-PB4



SUNTSROC-PB

MODEL	COVER	DESCRIPTION	DIMENSION	AH	SH	SW	SD	WT	YDS
SUN01TS-PB4	Standard	Chair with Plinth Base	32.5"d x 30" w x 34.5"h	25.5"	18"	22"	25.25"	115 lbs	6
SUNTSROC-PB	Standard	Chair with Rocking Base	32.5"d x 30" w x 34.5"h	25.5"	18"	22"	25.25"	115 lbs	6

MODEL	COM	A	B	C	D	E	F	G	H	I	J	K	L	M	N
SUN01TS-PB4	\$3,218	\$3,487	\$3,578	\$3,700	\$3,812	\$3,907	\$4,030	\$4,186	\$4,374	\$4,723	\$4,932	\$5,139	\$5,346	\$5,555	\$5,762
SUNTSROC-PB	\$3,204	\$3,473	\$3,564	\$3,684	\$3,797	\$3,892	\$4,016	\$4,170	\$4,357	\$4,704	\$4,912	\$5,120	\$5,327	\$5,534	\$5,741

OPTION	LIST
CAL TB133	Flame Retardent Materials (Does Not Include Test to Certify, See Terms & Conditions for More Information)
MOISBAR	Moisture Barrier
Double Needle Stitching - Armchair	
Contrast Stitching (Requires Double Needle Stitching)	
	\$110/yd
	\$37/yd
	\$216
	\$94

## UNIVERSITY LOUNGE SEATING OVERVIEW

### Standard Features:

Frame & Materials:	Premium Contract, Commercial, and Furniture Grade
Joinery:	Interlocking Components and Mechanically Reinforced
Stitching:	Double Needle
Seat Cushion:	Integrated & Shaped High-Grade Commercial Polyurethane with Fiber Wrap
Seat Foam:	High-Grade Commercial Polyurethane with Fiber Wrap
Inside Back:	"S" Shaped Continuous Coils with Commercial Grade Polyurethane Foam
Feet:	Maple   Cylinder Style   Field Replaceable & Removable   No Tools Needed
Feet   Finish:	Natural, Cherry, Dark Mocha, Stone, Teak, Walnut
Shelf:	8001 Only, 3/4" HPL with Matching 3MM High-Impact Edge

**Fabric Note:** All Yardage Requirements Based on Non-Directional 54" Wide Continuous; Between Selvage (Self-Finished) Edges  
All Fabrics Must be Backed with ModuForm Approved Backing

**Multiple Fabric:** When specifying multiple fabrics please:  
1. Utilize Multi-Fabric Form (see table of contents)  
2. Use highest grade pricing of all fabric selected  
i.e. if you choose E and J, use J grade for all  
3. Please call customer service for yardage requirements.

**Testing:** ANSI/BIFMA X7.1-2011(R2016)  
ANSI/BIFMA e3-2019 Furniture Sustainability Standard Sections 7.6.1, 7.6.2, and 7.6.3  
LEED v4 EQ Credit: Low-Emitting Materials furniture evaluation criteria  
The California Department of Public Health (CDPH) Standard Method v1.2 freestanding furniture Criteria  
The Collaborative for High Performance Schools (CHPS) 2019 Core Criteria 3.0 EQ C6.1.4 Furniture and Furnishings  
State of California TB117-2013 Flammability



SF8302  
27"d x 52"w x 33.5"h



SF8202  
27"d x 52"w x 33.5"h



SF8301  
27"d x 31"w x 33.5"h



SF8001  
27"d x 31"w x 33.5"h



SF8201  
27"d x 31"w x 33.5"h



SF8303  
27"d x 81"w x 33.5"h


# LOUNGE SEATING - FULLY UPHOLSTERED

## UNIVERSITY


Chair | Settee | Sofa



SF8301



SF8302



SF8303



SF8001



SF8201



SF8202

MODEL	COVER	DESCRIPTION	DIMENSION	AH	SH	SW	SD	WT	YDS
SF8301	Standard	Chair	27"d x 31"w x 33.5"h	24.5"	19"	20.75"	19.5"	75 lbs	4.50
SF8302	Standard	Settee	27"d x 52"w x 33.5"h	24.5"	19"	41.5"	19.5"	-	6.50
SF8303	Standard	Sofa	27"d x 81"w x 33.5"h	24.5"	19"	62.5"	19.5"	-	8.50
SF8001	Standard	Chair with Shelf	27"d x 31"w x 33.5"h	24.5"	19"	20.75"	19.5"	73 lbs	4.00
SF8201	Standard	Chair with Open Front	27"d x 31"w x 33.5"h	24.5"	19"	20.75"	19.5"	60 lbs	4.00
SF8202	Standard	Settee with Open Front	27"d x 52"w x 33.5"h	24.5"	19"	41.5"	19.5"	-	6.00

MODEL	COM	A	B	C	D	E	F	G	H	I	J	K	L	M	N
SF8301	\$2,946	\$3,158	\$3,208	\$3,307	\$3,381	\$3,455	\$3,553	\$3,677	\$3,824	\$3,997	\$4,145	\$4,294	\$4,525	\$4,678	\$4,832
SF8302	\$3,537	\$3,876	\$3,954	\$4,096	\$4,203	\$4,310	\$4,452	\$4,630	\$4,843	\$5,087	\$5,302	\$5,517	\$5,882	\$6,106	\$6,326
SF8303	\$4,151	\$4,617	\$4,721	\$4,907	\$5,047	\$5,187	\$5,373	\$5,605	\$5,885	\$6,202	\$6,648	\$6,940	\$7,230	\$7,521	\$7,813
SF8001	\$2,946	\$3,120	\$3,162	\$3,249	\$3,315	\$3,381	\$3,468	\$3,578	\$3,710	\$3,864	\$3,997	\$4,128	\$4,339	\$4,476	\$4,613
SF8201	\$2,890	\$3,066	\$3,108	\$3,195	\$3,261	\$3,327	\$3,414	\$3,524	\$3,655	\$3,810	\$3,942	\$4,074	\$4,207	\$4,440	\$4,577
SF8202	\$3,555	\$3,855	\$3,925	\$4,055	\$4,154	\$4,253	\$4,384	\$4,548	\$4,745	\$4,973	\$5,171	\$5,510	\$5,716	\$5,920	\$6,126

OPTION	LIST
CAL TB133	Flame Retardent Materials (Does Not Include Test to Certify, See Terms & Conditions for More Information)
MOISBAR	Moisture Barrier
Contrast Stitching	
Motion Package 1 - Includes Handle, 2 Locking Casters, 2 Metal Legs.	
Motion Package 2 - Includes Handle, 2 Locking Casters, 2 Wood Legs.	
4 Locking Casters	
4 Metal Cylinder Legs (Choose Black or Silver)	
Tablet Arm (12" dia)	
Cup Holder	

## WESTMINSTER LOUNGE SEATING OVERVIEW

**Standard Features:**

Frame & Materials:	Premium Contract, Commercial, and Furniture Grade
Joinery:	Interlocking Components and Mechanically Reinforced
Stitching:	Double Needle & Welt Cord
Seat Cushion:	Moveable and Fastened with Two "D" Ring Elastic Ties
Seat Foam:	High-Grade Commercial Polyurethane with Fiber Wrap
Inside Back:	"S" Shaped Continuous Coils with Commercial Grade Polyurethane Foam
Feet:	Bolted Sled Base
Feet   Finish:	Natural, Cherry, Dark Mocha, Stone, Teak, Walnut

**Fabric Note:** All Yardage Requirements Based on Non-Directional 54" Wide Continuous; Between Selvage (Self-Finished) Edges  
All Fabrics Must be Backed with ModuForm Approved Backing

**Multiple Fabric:** When specifying multiple fabrics please:  
1. Utilize Multi-Fabric Form (see table of contents)  
2. Use highest grade pricing of all fabric selected  
i.e. if you choose E and J, use J grade for all  
3. Please call customer service for yardage requirements.

**Testing:** ANSI/BIFMA X7.1-2011(R2016)  
ANSI/BIFMA e3-2019 Furniture Sustainability Standard Sections 7.6.1, 7.6.2, and 7.6.3  
LEED v4 EQ Credit: Low-Emitting Materials furniture evaluation criteria  
The California Department of Public Health (CDPH) Standard Method v1.2 freestanding furniture Criteria  
The Collaborative for High Performance Schools (CHPS) 2019 Core Criteria 3.0 EQ C6.1.4 Furniture and Furnishings  
State of California TB117-2013 Flammability



SF7101

31"d x 41"w x 32.5"h



SF7102

31"d x 64.5"w x 32.5"h



SF7103

31"d x 86.5"w x 32.5"h

# LOUNGE SEATING - FULLY UPHOLSTERED

## WESTMINSTER

Chair | Settee | Sofa



SF7101



SF7102



SF7103

MODEL	COVER	DESCRIPTION	DIMENSION	AH	SH	SW	SD	WT	YDS
SF7101	Standard	Chair	31"d x 41"w x 32.5"h	25.5"	18"	25.5"	20.5"	75 lbs	6.00
SF7102	Standard	Settee	31"d x 64.5"w x 32.5"h	25.5"	18"	51"	20.5"	100 lbs	8.00
SF7103	Standard	Sofa	31"d x 86.5"w x 32.5"h	25.5"	18"	76.5"	20.5"	125 lbs	10.00

MODEL	COM	A	B	C	D	E	F	G	H	I	J	K	L	M	N
SF7101	\$3,084	\$3,442	\$3,541	\$3,671	\$3,770	\$3,869	\$4,000	\$4,165	\$4,361	\$4,593	\$4,792	\$4,952	\$5,150	\$5,346	\$5,544
SF7102	\$3,728	\$4,217	\$4,349	\$4,525	\$4,655	\$4,787	\$4,963	\$5,182	\$5,444	\$5,750	\$5,969	\$6,231	\$6,495	\$6,758	\$7,020
SF7103	\$4,289	\$4,912	\$5,077	\$5,296	\$5,460	\$5,625	\$5,844	\$6,117	\$6,445	\$6,825	\$7,102	\$7,430	\$7,759	\$8,087	\$8,416

OPTION	LIST
CAL TB133	Flame Retardent Materials (Does Not Include Test to Certify, See Terms & Conditions for More Information)
MOISBAR	Moisture Barrier
Contrast Stitching	
	\$110/yd
	\$37/yd
	\$94

## WILLIAM LOUNGE SEATING OVERVIEW

**Standard Features:**

Frame & Materials:	Premium Contract, Commercial, and Furniture Grade
Joinery:	Interlocking Components and Mechanically Reinforced
Stitching:	Single Needle
Seat Cushion:	Moveable and Fastened with Two "D" Ring Elastic Ties
Seat Foam:	High-Grade Commercial Polyurethane with Fiber Wrap
Inside Back:	"S" Shaped Continuous Coils with Commercial Grade Polyurethane Foam
Feet:	Brushed Nickel, 6" Square Tube

**Fabric Note:** All Yardage Requirements Based on Non-Directional 54" Wide Continuous; Between Selvage (Self-Finished) Edges  
All Fabrics Must be Backed with ModuForm Approved Backing

**Multiple Fabric:** When specifying multiple fabrics please:

1. Utilize Multi-Fabric Form (see table of contents)
2. Use highest grade pricing of all fabric selected  
i.e. if you choose E and J, use J grade for all
3. Please call customer service for yardage requirements.

**Testing:** ANSI/BIFMA X7.1-2011(R2016)  
ANSI/BIFMA e3-2019 Furniture Sustainability Standard Sections 7.6.1, 7.6.2, and 7.6.3  
LEED v4 EQ Credit: Low-Emitting Materials furniture evaluation criteria  
The California Department of Public Health (CDPH) Standard Method v1.2 freestanding furniture Criteria  
The Collaborative for High Performance Schools (CHPS) 2019 Core Criteria 3.0 EQ C6.1.4 Furniture and Furnishings  
State of California TB117-2013 Flammability



SF2101  
28"d x 33.5"w x 27.5"h



SF2102  
28"d x 57.25"w x 27.5"h



SF2103  
28"d x 80.75"w x 27.5"h

# LOUNGE SEATING - FULLY UPHOLSTERED

**WILLIAM** Chair | Settee | Sofa



SF2101



SF2102



SF2103

MODEL	COVER	DESCRIPTION	DIMENSION	AH	SH	SW	SD	WT	YDS
SF2101	Standard	Chair	28"d x 33.5"w x 27.5"h	27.5"	17.5"	20"	20"	75 lbs	4.50
SF2102	Standard	Settee	28"d x 57.25"w x 27.5"h	27.5"	17.5"	43"	20"	100 lbs	7.00
SF2103	Standard	Sofa	28"d x 80.75"w x 27.5"h	27.5"	17.5"	66.5"	20"	125 lbs	11.00

MODEL	COM	A	B	C	D	E	F	G	H	I	J	K	L	M	N
SF2101	\$2,730	\$2,930	\$2,999	\$3,062	\$3,179	\$3,218	\$3,319	\$3,447	\$3,601	\$3,905	\$4,080	\$4,258	\$4,434	\$4,612	\$4,787
SF2102	\$3,687	\$4,016	\$4,079	\$4,238	\$4,358	\$4,479	\$4,638	\$4,837	\$5,077	\$5,493	\$5,743	\$5,991	\$6,241	\$6,503	\$6,776
SF2103	\$4,175	\$4,734	\$4,952	\$5,155	\$5,377	\$5,517	\$5,758	\$6,059	\$6,420	\$6,986	\$7,363	\$7,740	\$8,116	\$8,494	\$8,869

OPTION	LIST
CAL TB133	Flame Retardent Materials (Does Not Include Test to Certify, See Terms & Conditions for More Information)
MOISBAR	Moisture Barrier
Double Needle Stitching - Armchair	
Double Needle Stitching - 2 Seat Sofa	
Double Needle Stitching - 3 Seat Sofa	
Contrast Stitching (Requires Double Needle Stitching)	
	\$110/yd
	\$37/yd
	\$216
	\$258
	\$330

## WILMINGTON LOUNGE SEATING OVERVIEW

### Standard Features:

Frame & Materials:	Premium Contract, Commercial, and Furniture Grade
Joinery:	Interlocking Components and Mechanically Reinforced
Stitching:	Single Needle
Seat Cushion:	Moveable and Fastened with Two "D" Ring Elastic Ties
Seat Foam:	High-Grade Commercial Polyurethane with Fiber Wrap
Back Cushion:	Pillow Back with Fiber Filling
Feet:	Maple Block Leg Tapered 4 Sides
Feet   Finish:	Natural, Cherry, Dark Mocha, Stone, Teak, Walnut

**Fabric Note:** All Yardage Requirements Based on Non-Directional 54" Wide Continuous; Between Selvage (Self-Finished) Edges  
All Fabrics Must be Backed with ModuForm Approved Backing

**Multiple Fabric:** When specifying multiple fabrics please:

1. Utilize Multi-Fabric Form (see table of contents)
2. Use highest grade pricing of all fabric selected  
i.e. if you choose E and J, use J grade for all
3. Please call customer service for yardage requirements.

**Testing:** ANSI/BIFMA X7.1-2011(R2016)  
ANSI/BIFMA e3-2019 Furniture Sustainability Standard Sections 7.6.1, 7.6.2, and 7.6.3  
LEED v4 EQ Credit: Low-Emitting Materials furniture evaluation criteria  
The California Department of Public Health (CDPH) Standard Method v1.2 freestanding furniture Criteria  
The Collaborative for High Performance Schools (CHPS) 2019 Core Criteria 3.0 EQ C6.1.4 Furniture and Furnishings  
State of California TB117-2013 Flammability



SF1001  
37"d x 39"w x 35"h



SF1002  
37"d x 60.5"w x 35"h



SF1003  
37"d x 82.5"w x 35"h

# LOUNGE SEATING - FULLY UPHOLSTERED

## WILMINGTON

Chair | Settee | Sofa



SF1001



SF1002



SF1003

MODEL	COVER	DESCRIPTION	DIMENSION	AH	SH	SW	SD	WT	YDS
SF1001	Standard	Chair	37"d x 39"w x 35"h	25"	19.5"	22"	25"	75 lbs	7.00
SF1002	Standard	Settee	37"d x 60.5"w x 35"h	25"	19.5"	44"	25"	100 lbs	10.50
SF1003	Standard	Sofa	37"d x 82.5"w x 35"h	25"	19.5"	66"	25"	125 lbs	13.00

MODEL	COM	A	B	C	D	E	F	G	H	I	J	K	L	M	N
SF1001	\$2,606	\$3,003	\$3,117	\$3,272	\$3,386	\$3,501	\$3,654	\$3,845	\$4,076	\$4,306	\$4,563	\$4,794	\$5,026	\$5,257	\$5,488
SF1002	\$3,252	\$3,950	\$4,121	\$4,352	\$4,523	\$4,696	\$4,926	\$5,213	\$5,559	\$5,939	\$6,286	\$6,632	\$6,979	\$7,328	\$7,841
SF1003	\$4,071	\$4,852	\$5,065	\$5,349	\$5,563	\$5,776	\$6,061	\$6,417	\$6,843	\$7,316	\$7,746	\$8,173	\$8,603	\$9,033	\$9,711

OPTION	LIST
CAL TB133	Flame Retardent Materials (Does Not Include Test to Certify, See Terms & Conditions for More Information)
MOISBAR	Moisture Barrier
Double Needle Stitching - Armchair	
Double Needle Stitching - 2 Seat Sofa	
Double Needle Stitching - 3 Seat Sofa	
Contrast Stitching (Requires Double Needle Stitching)	
	\$110/yd
	\$37/yd
	\$216
	\$258
	\$330
	\$94

STATEMENT OF LINE - SINGLE FACE



**42"H | SHS**  
Single Face  
Starter | Adder



**48"H | SHS**  
Single Face  
Starter | Adder



**60"H | SHS**  
Single Face  
Starter | Adder



**82"H | SHS**  
Single Face  
Starter | Adder



**90"H | SHS**  
Single Face  
Starter | Adder

## SINGLE FACE WOOD SHELVING

**Standard Features:**

<b>Primary Material:</b>	Red Oak Veneer with Hardwood Core
<b>Uprights:</b>	Red Oak Veneer with Hardwood Core
<b>Joinery:</b>	Steel-on-Steel Inserts and Bolts
<b>Construction:</b>	32mm Spacing
<b>Tops:</b>	Oak Veneer with Hardwood Core & Fascia
<b>Top Edges:</b>	3mm External High-Impact
<b>Base:</b>	Solid Oak Toe Kick with Assembly Blocks
<b>Shelves:</b>	Solid & Grooved for Adjustment Pins
<b>Back:</b>	Solid Color Hardboard
<b>Configuration:</b>	Starter Modules Can Act as Stand Alone if Needed and Contain 2 Finished Uprights Adder Modules Needed for Connected Runs and Contain 1 Intermediate Panel
<b>Sealer &amp; Top Coat:</b>	ModuV Resin Applied on Flat Line
<b>Standard Finish:</b>	Natural/Light Oak

<b>Optional Finishes:</b>	Cherry
	Dark Mocha
	Stone
	Teak
	Walnut

**NOTE:** Customer is responsible for securely anchoring shelving to a reliable and safe structure to prevent tipping.

**Testing:**

ANSI/BIFMA X7.1-2011(R2016)  
 ANSI/BIFMA e3-2019 Furniture Sustainability Standard Sections 7.6.1, 7.6.2, and 7.6.3  
 LEED v4 EQ Credit: Low-Emitting Materials furniture evaluation criteria  
 The California Department of Public Health (CDPH) Standard Method v1.2 freestanding furniture Criteria  
 The Collaborative for High Performance Schools (CHPS) 2019 Core Criteria 3.0 EQ C6.1.4 Furniture and Furnishings




OAK SHELVING | SINGLE FACE

Notes:

Single face shelving taller than 42" should be wall mounted for safety  
Adder: Contains (1) Top | (1) Base | (1) Intermediate Panel | Adjustable Shelves | Base Shelf




SHSS-4212




SHSA-4212




SHSS-4812



SHSA-4812



SHSS-6012



SHSA-6012

MODEL	DESCRIPTION	DIMENSION	WT	LIST
<b>42" HIGH SHELVING</b>				
SHSS-4212	Single Face Shelving Unit, 3 Openings with Back	12"d x 37-1/8"w x 42"h	72 lbs	\$2,003
SHSA-4212	Single Face Shelving Unit, 3 Openings with Back - Adder	12"d x 36-1/8" x 42"h	52 lbs	\$1,664
<b>48" HIGH SHELVING</b>				
SHSS-4812	Single Face Shelving Unit, 3 Openings with Back	12"d x 37-1/8"w x 48"h	85 lbs	\$2,013
SHSA-4812	Single Face Shelving Unit, 3 Openings with Back - Adder	12"d x 36-1/8" x 48"h	60 lbs	\$1,668
<b>60" HIGH SHELVING</b>				
SHSS-6012	Single Face Shelving Unit, 5 Openings with Back	12"d x 37-1/8"w x 60"h	104 lbs	\$2,671
SHSA-6012	Single Face Shelving Unit, 5 Openings with Back - Adder	12"d x 36-1/8" x 60"h	75 lbs	\$2,121

OPTION #	DESCRIPTION	LIST
STAIN - STARTER	Cherry (CO), Dark Mocha (DM), Stone (ST), Teak (TK), Walnut (WL)	\$95
STAIN - ADDER	Cherry (CO), Dark Mocha (DM), Stone (ST), Teak (TK), Walnut (WL)	\$63

OAK SHELVING | SINGLE FACE

Notes:

Single face shelving taller than 42" should be wall mounted for safety  
Adder: Contains (1) Top | (1) Base | (1) Intermediate Panel | Adjustable Shelves | Base Shelf



SHSS-8212



SHSA-8212



SHSS-9012





SHSA-9012


MODEL	DESCRIPTION	DIMENSION	WT	LIST
<b>82" HIGH SHELVING</b>				
SHSS-8212	Single Face Shelving Unit, 6 Openings with Back	12"d x 37-1/8"w x 82"h	139 lbs	\$2,860
SHSA-8212	Single Face Shelving Unit, 6 Openings with Back - Adder	12"d x 36-1/8" x 82"h	99 lbs	\$2,269
<b>90" HIGH SHELVING</b>				
SHSS-9012	Single Face Shelving Unit, 7 Openings with Back	12"d x 37-1/8"w x 90"h	146 lbs	\$3,032
SHSA-9012	Single Face Shelving Unit, 7 Openings with Back - Adder	12"d x 36-1/8" x 90"h	103 lbs	\$2,437

OPTION #	DESCRIPTION	LIST
STAIN - STARTER	Cherry (CO), Dark Mocha (DM), Stone (ST), Teak (TK), Walnut (WL)	\$95
STAIN - ADDER	Cherry (CO), Dark Mocha (DM), Stone (ST), Teak (TK), Walnut (WL)	\$63

Replacement Cushions/Seats for 3000 | 5000

	MODEL	DESCRIPTION	DIMENSION	WT	LIST
	30-C-974	Replacement Seat/Back Cushion   Molded Vinyl	18.5"d x 17.75"w x 18.5"h	22 lbs	\$1,531
	5-H-M-980	Replacement Melamine Seat & Hardware   Grey	12.75"dia x 1"h		\$460

Replacement Cushions and Covers for Mission | Profile Rounder | Rounder Collections

	MODEL	DESCRIPTION	DIMENSION	WT	YDS	CAL133	MB
	PR01CUSHJ	Replacement Cushion with Standard Sewn Cover	28"d x 23"w x 21.5"h	18 lbs	2	+\$110/yd	+\$37/yd
	PRRSCOVV	Replacement Cushion Sewn Cover Only <i>PR01CUSH will fit Profile Rounder, Rounder and Mission seating</i>			2	+\$110/yd	+\$37/yd

MODEL	COM	A	B	C	D	E	F	G	H	I	J	K	L	M	N
PR01CUSHJ	\$834	\$901	\$934	\$977	\$1,010	\$1,043	\$1,087	\$1,141	\$1,207	\$1,273	\$1,339	\$1,403	\$1,469	\$1,535	\$1,601
PRRSCOVV	\$561	\$663	\$704	\$761	\$801	\$843	\$898	\$964	\$1,049	\$1,130	\$1,215	\$1,297	\$1,380	\$1,461	\$1,545



PR01CUSHJ - Cushion with Standard Cover fits Profile, Mission and Rounder

## Replacement Cushions and Covers for 800 | 810 | 820 Series

MODEL	DESCRIPTION	DIMENSION	WT	YDS	CAL133	MB
80-C-95	Replacement Seat/Back with Sewn Cover	20"d x 24"w x 8.5"h	21 lbs	1.5	+\$175/yd	+\$37/yd
80-C-85	Replacement Rounded Back with Sewn Cover		21 lbs	1.5	+\$175/yd	+\$37/yd
COVER-95	Replacement Sewn Cover for Seat/Back			1.5	-	+\$37/yd
COVER-83	Replacement Sewn Cover for Left Round Back Cushion			1.5	-	+\$37/yd
COVER-84	Replacement Sewn Cover for Right Round Back Cushion			1.5	-	+\$37/yd
COVER-85	Replacement Sewn Cover for Fully Round Back Cushion			1.5	-	+\$37/yd

MODEL	COM	A	B	C	D	E	F	G	H	I	J	K	L	M	N	7*
80-C-95	\$776	\$785	\$818	\$860	\$888	\$921	\$962	\$1,013	\$1,075	\$1,136	\$1,199	\$1,261	\$1,322	\$1,386	\$1,446	\$1,158
80-C-85	\$776	\$785	\$818	\$860	\$888	\$921	\$962	\$1,013	\$1,075	\$1,136	\$1,199	\$1,261	\$1,322	\$1,386	\$1,446	-
COVER-95	\$549	\$580	\$621	\$652	\$682	\$724	\$776	\$838	\$900	\$962	\$1,024	\$1,086	\$1,148	\$1,210	\$1,272	-
COVER-83	\$549	\$580	\$621	\$652	\$682	\$724	\$776	\$838	\$900	\$962	\$1,024	\$1,086	\$1,148	\$1,210	\$1,272	-
COVER-84	\$549	\$580	\$621	\$652	\$682	\$724	\$776	\$838	\$900	\$962	\$1,024	\$1,086	\$1,148	\$1,210	\$1,272	-
COVER-85	\$549	\$580	\$621	\$652	\$682	\$724	\$776	\$838	\$900	\$962	\$1,024	\$1,086	\$1,148	\$1,210	\$1,272	-

\*Upcharges for molded vinyl grade 7 for CAL TB133 or Moisture Barrier are not required.



80-C-95 Seat/Back Cushion - square



80-C-95 Seat/Back Cushion - square

ROCKER CUSHIONS | OLIVE'S CHAIR



MODEL	DESCRIPTION	DIMENSION	SD	SW	WT	YDS	LIST
-------	-------------	-----------	----	----	----	-----	------

ROC01BCU	Rocker Cushion   Back	2"d x 25"w x 31"h	2"d	25"w	2.5 lbs	1.33	-
ROC01SCU	Rocker Cushion   Seat	3"d x 20"w x 20"h	3"d	20"w	1.5 lbs	0.66	-

ROC01BCU  
ROC01SCU

COM	A	B	C	D	E	F	G	H	I	J	K	L	M	N
\$308	\$346	\$367	\$400	\$423	\$475	\$508	\$553	\$606	\$685	\$738	\$792	\$855	\$921	\$996
\$223	\$241	\$250	\$264	\$279	\$307	\$322	\$343	\$367	\$409	\$436	\$462	\$496	\$529	\$566

OPTION	DESCRIPTION	LIST
--------	-------------	------

CAL133		+\$110/yd
MOSIBAR		+\$37/yd