

## **NOTICE TO AUTHORIZED USERS OF AWARD #23295 - Furniture, All Types (Except Hospital Room and Patient Handling)**

This pricelist/catalog may contain items that are not within the Scope of the Contract Award and/or not within this Contractors approved furniture Categories. All Authorized Users are strongly encouraged to review the Scope of the Award and the Contractors Category Matrix prior to selecting items for purchase under the Contract. Per Solicitation Section 4.5 (D) - Procurement Instructions for Authorized Users: When placing orders under this Award, the Authorized User should follow and be familiar with the terms and conditions governing the Contract and are responsible for determining that the product(s) they intend to purchase fit within the scope of the Award.

References to other government contracts that may be included in a Contractor's pricelist/catalog, including any additional terms or conditions, are void under the OGS Award and should be disregarded. Only OGS' Terms and Conditions, including those within a Contractor's posted Contractor Information and Supplemental Information sheet, are valid under the Contract.

Additionally, Authorized Users are reminded that where discrepancies exist between Price List documents, the lowest price shall prevail (see Section 5.3 Price).

All orders must be placed with the Contractor, or the Contractor's OGS approved Authorized Reseller listed on the OGS website under the Award. Orders placed with a reseller not approved by OGS are not considered contract orders and therefore are not subject to the same terms and conditions of the OGS Award.

Authorized Users should contact the OGS Contract Manager listed on the Award with any questions pertaining to this pricelist/catalog.

## **NYS Price List Effective 7/19/24**



# AMP

USD Price List Effective January 2024

*Updated January 30, 2024*



# SWIFTSPACE

[www.swiftspaceinc.com](http://www.swiftspaceinc.com)

# Index

<b>Sustainability .....</b>	<b>5</b>
AMP Station .....	6
Panel Extenders .....	6
Accessories.....	7
<b>Worksurface &amp; Panel Laminate Selections .....</b>	<b>9</b>
<b>PET Colour Selections .....</b>	<b>9</b>
PET Ezobord Data Sheet .....	10
<b>Condition of Sales, Return Policy &amp; Warranty .....</b>	<b>11</b>



## 1. Panels

Engineered to maximize the utilization of standard size sheets of material.

## 2. Laminate Adhesive

Solvent free, water based PVA which meets Greenguard Indoor Air Quality Standards for Low Emitting Products.

## 3. PET Acoustic Panels

Are 100% recyclable, and contain 50% recycled PET.

## 4. Modular Design

All components can be easily replaced in the field, increasing product life.

## 5. Particleboard and MDF

CARB compliant, produced using no added urea-formaldehyde resin, made from 100% recycled and/or recovered pre-consumer wood material.

## 6. Steel

Includes recycled content whenever possible and uses a powder coat finish to minimize paint waste.

## Additional Environmental Points

- Stations are certified MAS Green Standard for low VOC emissions. As part of the certification the products comply with the following designations:
  - ANSI/BIFMA x7.1-2011(2016)
  - ANSI/BIFMA e2014 7.6.1, 7.6.2
  - ANSI/BIFMA e2014 7.6.1, 7.6.2, 7.6.3
  - ANSI/BIFMA e2014 7.6.3
  - California Dept. of Public Health Standard Method v1.2.
  - LEED v4 ID+C, BD+C. This conforms with the same standards as the SCS Indoor Air Quality Standards
- All of our major suppliers are within a 50 mile radius from our facility
- Products are shipped on castors in a single cardboard sleeve, no tow-motors needed.
- Ships in 15-25% of the space required for traditional workstations, and is 50-60% lighter
- Stations can be set-up and reconfigured hundreds of times, promoting reuse

## Working towards LEED accreditation?

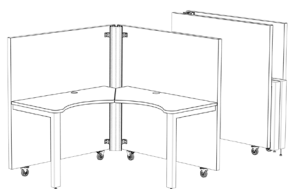
Swiftspace products can contribute towards LEED credits visit: [www.swiftspaceinc.com/re-sources/environmental/](http://www.swiftspaceinc.com/re-sources/environmental/) for more information.



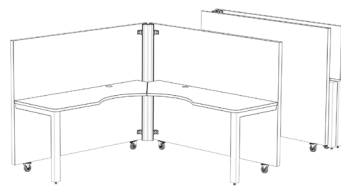


# AMP Station

MODEL #	PRODUCT DESCRIPTION	OPEN FOOTPRINT (LEFT x RIGHT)	CLOSED FOOTPRINT (DEEP x WIDE)	OPEN WORK SURFACE (HIGH x DEEP)	HEIGHT (IN INCHES)	WEIGHT (IN LBS)	PRICE (IN USD)
SSAMP5254L5254R	52H AMP 4.5x4.5 L-Shape Station	54.5" x 54.5"	13" x 53"	29" High - 24" Deep	52"H	185 lbs	\$3,595
SSAMP5272L5272R	52H AMP 6x6 L-Shape Station	72" x 72"	13" x 71"	29" High - 24" Deep	52"H	245 lbs	\$3,995
SSAMP5272L5254R	52H AMP 6x4.5 L-Shape Station	72" x 54.5"	13" x 71"	29" High - 24" Deep	52"H	215 lbs	\$3,795
SSAMP5254L5272R	52H AMP 4.5x6 L-Shape Station	54.5" x 72"	13" x 71"	29" High - 24" Deep	52"H	215 lbs	\$3,795



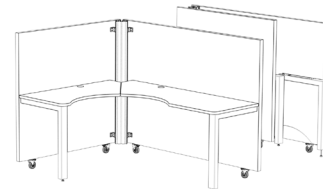
SSAMP5254L5254R



SSAMP5272L5272R



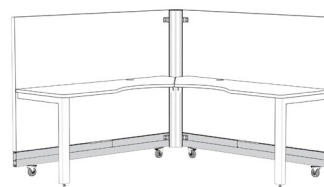
SSAMP5272L5254R



SSAMP5254L5272R

Stations can be built and shipped in 9 business days

MODEL #	PRODUCT DESCRIPTION	PRICE (IN USD)
SSAMPPT	AMP Power/Data Trough add-on	\$995



Addition of power trough may increase lead times.

## Panel Extenders

MODEL #	PRODUCT DESCRIPTION	WIDTH (IN INCHES)	HEIGHT (IN LBS)	PRICE (IN USD)
---------	---------------------	----------------------	--------------------	-------------------

### Acrylic


SSPEX1254	12" Acrylic Panel Extender for 54" Walls	54"	12"	\$603
SSPEX1272	12" Acrylic Panel Extender for 72" Walls	72"	12"	\$627
SSPEX2454	24" Acrylic Panel Extender for 54" Walls	54"	24"	\$1,065
SSPEX2472	24" Acrylic Panel Extender for 72" Walls	72"	24"	\$1,109

### PET

SSEZOPEX1254	12" PET Acoustic Ezobord Panel Extender for 54" Walls	54"	12"	\$275
SSEZOPEX1272	12" PET Acoustic Ezobord Panel Extender for 72" Walls	72"	12"	\$337
SSEZOPEX2454	24" PET Acoustic Ezobord Panel Extender for 54" Walls	54"	24"	\$376
SSEZOPEX2472	24" PET Acoustic Ezobord Panel Extender for 72" Walls	72"	24"	\$499

### Laminate

SSMELPEX1254	12" Laminate Panel Extender for 54" Walls	54"	12"	\$386
SSMELPEX1272	12" Laminate Panel Extender for 72" Walls	72"	12"	\$402
SSMELPEX2454	24" Laminate Panel Extender for 54" Walls	54"	24"	\$474
SSMELPEX2472	24" Laminate Panel Extender for 72" Walls	72"	24"	\$492

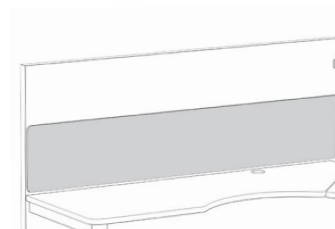


# Accessories

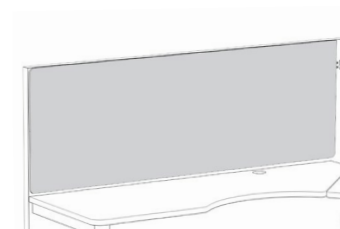
MODEL #	PRODUCT DESCRIPTION	PRICE (IN USD)
---------	---------------------	-------------------

## PET Stick-On Panels

SSHF1254EZO	12" Stick-On PET Acoustic Ezobord panel - 54" wall	\$243
SSHF1272EZO	12" Stick-On PET Acoustic Ezobord panel - 72" wall	\$417
SSHF2454EZO	24" Stick-On PET Acoustic Ezobord panel - 54" wall	\$459
SSHF2472EZO	24" Stick-On PET Acoustic Ezobord panel - 72" wall	\$582




SSHF1272EZO




SSHF2472EZO

## Clip-On Accessories

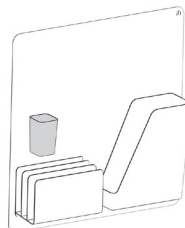
SSHF2454HEZO	24"H 54"W Clip-On PET Acoustic Ezobord Panel	\$459
SSHF2460HEZO	24"H 60"W Clip-On PET Acoustic Ezobord Panel	\$506
SSHF12MWB	12"H 24"W Clip-On Magnetic Whiteboard	\$345
SSHF24MWB	24"H 24"W Clip-On Magnetic Whiteboard	\$431
SSHF36MWB	24"H 36"W Clip-On Magnetic Whiteboard	\$560



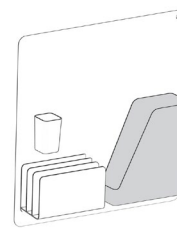
SSSMW24x24



SSMAPD



SSMAPC



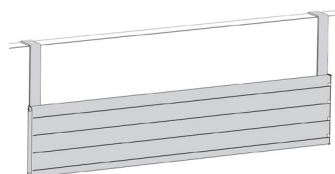
SSMABB

## Magnetic Accessories

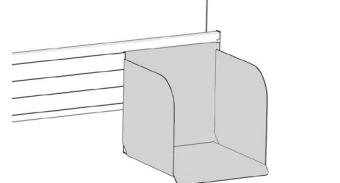
SSSMW12x24	12" x 24" Writable Magnetic Whiteboard with logo	\$162
SSSMW18x24	12" x 24" Writable Magnetic Whiteboard with logo	\$196
SSSMW24x24	24" x 24" Writable Magnetic Whiteboard with logo	\$225
SSMAPD	Magnetic Paper Divider	\$92
SSMAPC	Magnetic Pencil Cup	\$35
SSMABB	Magnetic Book Bin	\$92

## Accessory Rail

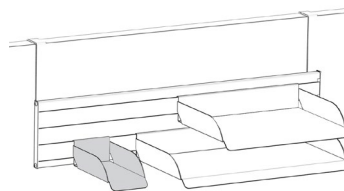
SSARC30	Hanging Accessory rail - 30" long	\$515
SSBH1110	Binder Holder	\$249
SSPPH	Pen/Pencil Holder	\$146
SSLPT139	Regular Paper Tray	\$152
SSLPS189	Legal Paper Shelf	\$168
SSSPS	Slotted Paper Shelf	\$100



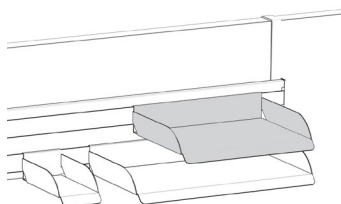
SSARC30



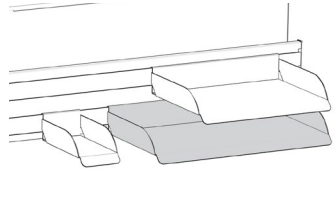
SSBH1110



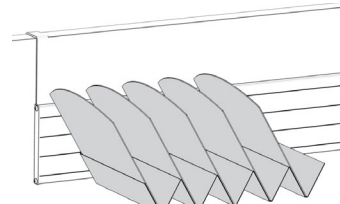
SSPPH



SSLPT139



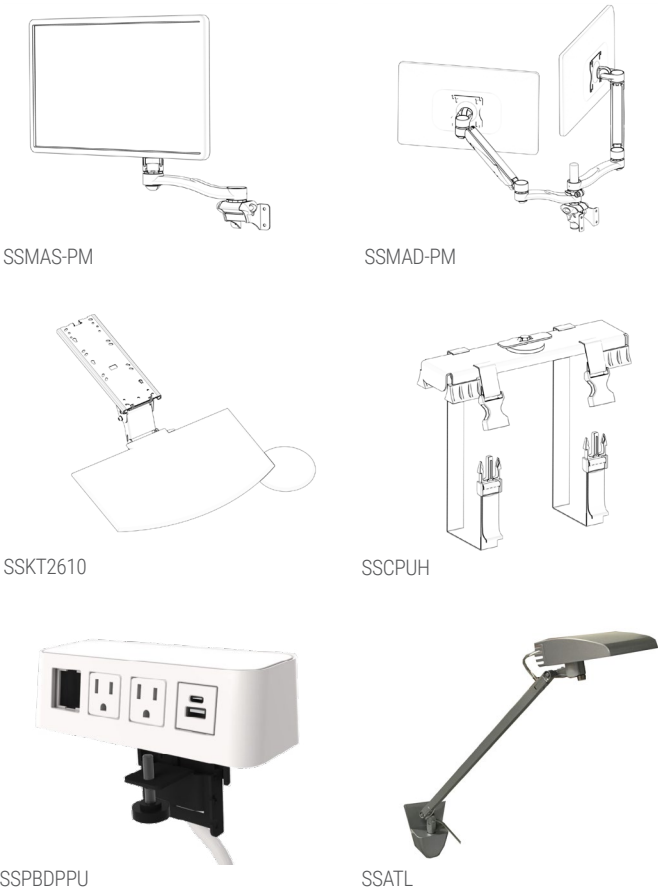
SSLPS189



SSSPS

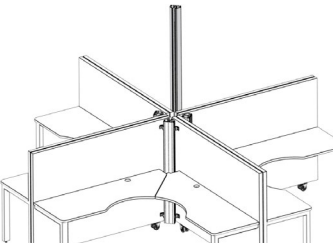
Accessories

SSMAS-PM	Single Monitor Arm - Panel Mount	\$422
SSMAD-PM	Double Monitor Arm - Panel Mount	\$887
SSKT2610	Economy Keyboard Arm and Tray with mouse	\$780
SSCPUH	CPU Holder	\$189
SSPB	Power Bar Tripp-Lite Power Bar/Suppressor with 6 outlets, 4 USB A charging ports and 15ft power cord. Combination AC circuit breaker and 2 position on/off. Power bar connects to the centre bar of the station.	\$169
SSBDPPU	Surface Mounted Power Bar Allows for power and data options on your workstation. 6ft cord can be plugged into a standard outlet. - Clamp on, edge mount - Durable plastic material - comes with 1 data port, 2 electrical plugs, 1 USB A + C charging port - white finish - 2"H x 7.5"W x 2.5"D	\$520
SSATL	Area Task Light 10" long compact task light with 4.2W LED light Light connects to the centre bar of the station	\$672




For storage options such as pedestals, tower and wardrobes see our [general price guide](#)

SSPWRPOLE	Power Pole - from centre bar to ceiling	\$509
-----------	---	-------



# Worksurface & Panel Laminate Selections

## Worksurface



D354 Designer White

## Panels




8201K Grey Elm



8208K Fawn Cypress

Station legs and Panel edgeband are standard in White. Other laminates available with standard lead time. See [Design Centre](#) for all options.


# PET Colour Selections



PB09 - Pure Black



CG06 - Charcoal Gray



ES07 - Ebony Slate



DG34 - Dark Gray




SG04 - Silver Gray



CW04 - Classic White




LB01 - Light Beige




DS10 - Desert Sand



SD18 - Sunny Days



TO24 - Tiger Orange



RR28 - Ruby Red



DP30 - Deep Purple



MN12 - Midnight Navy




PI14 - Polar Ice



VC97 - Vanilla Cream



SP99 - Sunset Pink



AB32 - Aegean Blue



EB50 - Evening Blue

# PET Ezobord Data Sheet

## Product Overview

EzoBord is the robust, highly versatile, recycled base material for EzoBord acoustic ceiling products, acoustic lighting products, acoustic wall panels and acoustic room dividers.

## USGBC LEED V4 Credits

While individual products do not ‘earn’ LEED credits, EzoBord can contribute to the following LEED v4 Credits:

- EQc9 for enhancing acoustic performance
- MRc3 BPDO for sourcing of raw materials for recycled contribution
- EQc6 interior lighting for surface reflectance (lighter color options)

## Sustainability

Carbon neutral product

- Zero carbon manufacturing
- Recycled content +/- 60% recycled material
- Low VOC and CDPH compliant
- Zero waste manufacturing initiative
- Sustainable supply chain

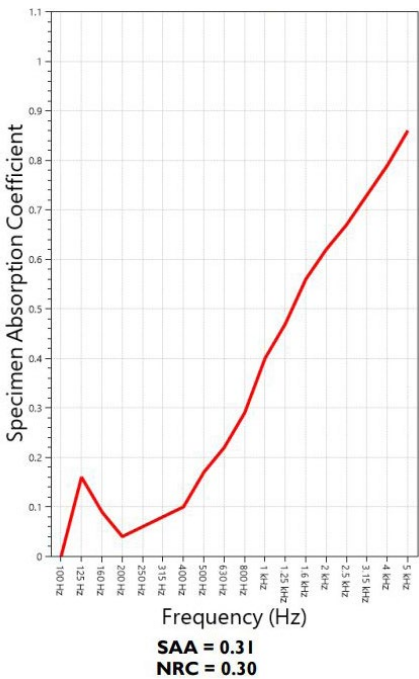
## Environmental Certifications

HPD - compliant

- Included in Mindful Materials Library
- Health Product Declaration
- EPD third party verified



## Acoustic Performance



Product Name	EzoBord Panel 9 mm
Composition	100% Polyester Terephthalate
Weight	8.5lbs (3.85kgs) (+/-5%)
Dimensions	48"(1219mm) x 96" (2439mm) x .375" (9mm) (+/-1mm)
Fire Testing	ASTM E-84 Class A - with FRT CAN/ULC-S102 EN 13501-1: 2007 (B-s1, d0)
Environment	Min 50% +/- recycled PET, 100% recyclable, formaldehyde free
Acoustics	NRC 0.30-0.75* - type D50 mount



# Condition of Sales, Return Policy & Warranty

## Payment

All payments are fully due within 30 days after the date of shipment or pick up subject to the buyer passing credit approval. Buyer agrees not to withhold payment on any invoice because of partial delivery or open punch list items. These terms and conditions of sale are those of Swiftspace Inc., a manufacturer established since 2009, whose business is the manufacturing of mobile workspaces.

## Governing Provisions

All sales by Swiftspace Inc. ("Seller") are made subject to the following terms and conditions of sale. Seller objects to any additional or different terms contained in any purchase order or other communication previously or hereafter provided by buyer to Seller. No such additional or different terms will be of any force or effect; and buyer's placement of any order for goods to be provided by Seller constitutes buyer's unconditional acceptance of the following terms as the entire agreement between buyer and Seller with respect to the purchase and sale of such goods. The following terms and conditions, and any contract for the sale of goods by seller shall be governed by and construed in accordance with the laws of the province of Ontario, without reference to principles of conflicts of laws.

## Prices

All prices are stated as list prices. All prices and minimum order requirements are subject to change without notice. Only authorized discounts may be applied at time of order. Some items may require field assembly.

## Specials

Swiftspace acknowledges that from time to time customers may request decreases or increases to the standard wall heights and lengths so that a workstation can fit into a required space. These type of product modifications will be classified as "Specials". List Price for these products will be the List Price of the next largest comparable product in the Swiftspace standard product line.

## Customs

An item will be classified as a "Custom" product if it doesn't fit the shape configuration of any of the Swiftspace standard products. List Price for these products will be determined based on the specific item cost.

## F.O.B.

Unless otherwise agreed, all shipments and sales are made FOB KITCHENER, CANADA. Freight is prepaid and added to your invoice as a separate line item. Freight quotes can be obtained on the Swiftspace website using the freight calculator.

## Taxes

All sales, use, excise and other taxes applicable to the sale of the products shall be paid by buyer. If buyer claims an exemption from any tax, buyer shall submit to Seller the appropriate exemption certificates  
Swiftspace Specifications Guide

## Warranties

A. Lifetime Warranty on all aluminum parts and metal hardware parts like posts, connectors, cantilevers, without recourse. Other exposed panel components are not covered by this life time warranty and will be considered in section B of this paragraph.

B. Products purchased from Seller may be manufactured by third parties, which may or may not provide a warranty to the purchasers of their products. Seller agrees, upon request by buyer, to assign to buyer any and all such warranties, without recourse. Seller warrants that all products manufactured by Seller and supplied here under will conform to the specifications submitted by buyer, and that such goods will be manufactured and inspected in accordance with the generally accepted practices of companies in the business of manufacturing. Seller warrants that all products manufactured by it and supplied hereunder shall be free from defects in materials and workmanship for a period of 5 years from the date of shipment. If, within such period, any such product shall be proved to Seller's satisfaction to be defective, such product shall be repaired or replaced at Seller's option. Such repair or replacement shall be Seller's sole obligation and buyer's exclusive remedy hereunder, and shall be conditioned upon Seller's receiving written notice of any alleged defect within 10 days after its discovery and, at Seller's option, return of such products to Seller, F.O.B. its factory.

Except for the warranties set forth in this paragraph, seller shall have no other obligation or liability to buyer, and hereby disclaims, any express or implied warranty of any products, including but not limited to any implied warranty of merchantability or fitness for particular purpose.

Any description of the product, whether in writing or made orally by Seller or Seller's agent, are for the sole purpose of identifying the product and shall not be construed as an express warranty. Any suggestions by Seller or Seller's agent regarding use, application or suitability of the product shall not be construed as an express warranty unless confirmed to be such in writing by Seller.

## Exclusion of Consequential Damages and Disclaimer of Liability

Except as otherwise agreed in writing, Seller's liability with respect to the products sold hereunder shall be limited to the warranty provided and, with respect to other performance of this contract, shall be limited to that part of the contract price allocable to the product (or part thereof) that gives rise to the claim.

A. Seller shall not be subject to any disclaims: (1) any other obligations or liabilities arising out of breach of contract, (2) any obligations whatsoever arising from tort claims (including negligence and strict liability) or arising under other theories of law with respect to products sold or services rendered by seller, or any undertakings, acts or omissions relating thereto, and (3) all consequential, incidental and contingent damages whatsoever.

B. Without limiting the generality of the foregoing, Seller specifically disclaims any liability for penalties (including administrative penalties), special or punitive damages, damages for lost profits or revenues, cost of any product recall, loss of use of products or any associated equipment, cost of capital, facilities or services, down-time, shutdown or slowdown costs, or for any other types of economic loss.

## Clerical Errors

Seller reserves the right to correct all clerical errors in any quotation, order acknowledgment or invoice, during the entire sales process.





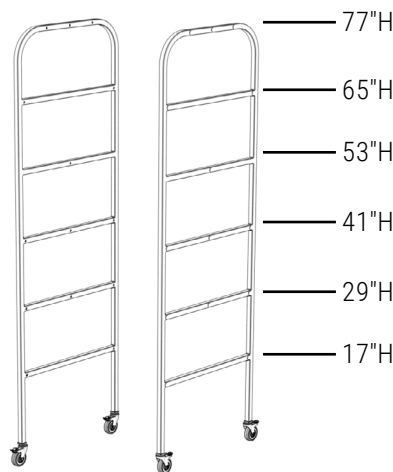
# Ensemble

*Updated February 12, 2024*

USD Price List Effective May 2023


# ENSEMBLE

## Create Your Base Ensemble



SSENSFRM      Pair of Frames, 25"D x 77"H ea      \$1,310

Frames add 2" to total width of station.  
Eg. SSENSFRM + SSENSPNL46 = 48"W  
Each caster can be adjusted 1/2" for leveling.

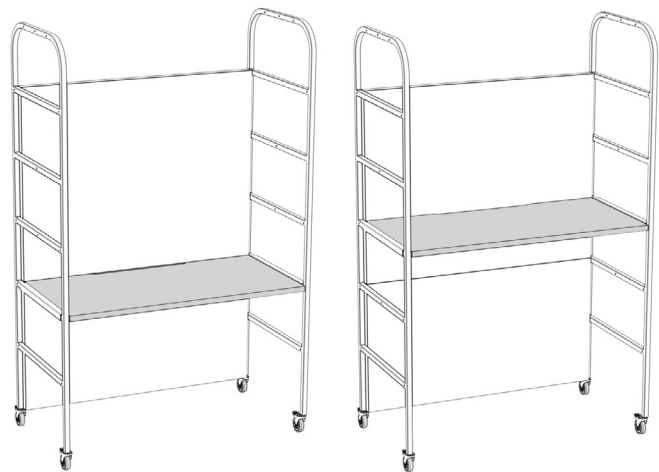


SSENSPNL34	Back Panel 34"W x 61"H	\$625
SSENSPNL46	Back Panel 46"W x 61"H	\$675
SSENSPNL58	Back Panel 58"W x 61"H	\$750

Upper and Lower section of panel can be ordered with different laminates at no additional cost. Whiteboard is also available.

Panel comes standard with VERTICAL woodgrain.

## Create Your Private Oasis



Worksurface shown at 29"H      Worksurface shown at 41"H

SSENSPWS2434	24"D x 34"W Worksurface	\$415
SSENSPWS2446	24"D x 46"W Worksurface	\$505
SSENSPWS2458	24"D x 58"W Worksurface	\$630

**Worksurface can support max. 300lbs**  
Option to make station Tamper Proof

# Your Storage Needs, In One Place



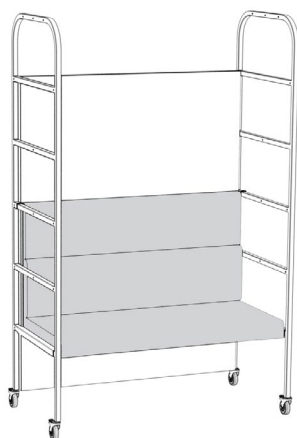
SSENSSH34	11"D x 34"W Shelf Add-on	\$245
SSENSSH46	11"D x 46"W Shelf Add-on	\$275
SSENSSH58	11"D x 58"W Shelf Add-on	\$305

**Shelf can support max. 50lbs**  
Option to make station Tamper Proof



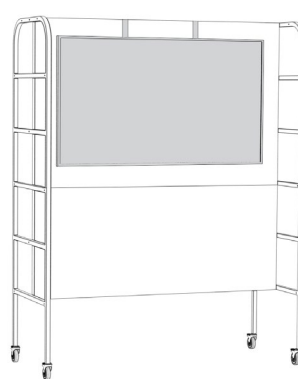
SSENSCAB34	Cabinet 34"W x 25"D x 25"H	\$1,170
SSENSCAB46	Cabinet 46"W x 25"D x 25"H	\$1,340
SSENSCAB58	Cabinet 58"W x 25"D x 25"H	\$1,525
SSENSCABC34	Cushion for 34"W Cabinet	\$426
SSENSCABC46	Cushion for 46"W Cabinet	\$448
SSENSCABC58	Cushion for 58"W Cabinet	\$475

## Space to Reflect & Visualize



SSENSBNH34	Bench Seat 34"W	\$1,760
SSENSBNH46	Bench Seat 46"W	\$1,810
SSENSBNH58	Bench Seat 58"W	\$1,880

**Bench can support max. 500lbs.** Seat only available in Vinyl Upholstery can be ordered from any of our standard seating upholstery from CF Stinson. To view go to [www.cfstinson.com](http://www.cfstinson.com) and select 'Seating'. Vinyl can be ordered from other suppliers however, an up-charge will be applied for cost in excess of \$25/yard.

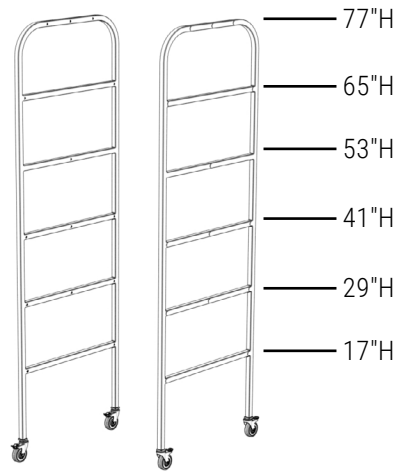


SSENSTVM	TV Mount	\$250
For 36" Ensemble - Max TV size is 36"		
For 48" Ensemble - Max TV size is 54"		
For 60" Ensemble - Max TV size is 65"		
SSENSTVFRMMT	TV Mount for Frame (Side Mount)	\$145
Max TV size is 27"		

Cover Caps available in Black, White or Grey

Stations ship fully assembled. Also available to be shipped Flat Pack

# Create a Collaboration Space



SSENSFRM      Pair of Frames, 25"D x 77"H ea      \$1,310

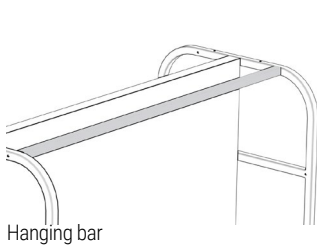
Frames add 2" to total width of station.  
Eg. SSENSFRM + SSENS304646 = 48"W  
Each caster can be adjusted 1/2" for leveling.



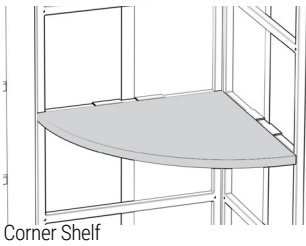
SSENSOPWS3034	30"D x 34"W Worksurface + Panel	\$860
SSENSOPWS3046	30"D x 46"W Worksurface + Panel	\$1,020
SSENSOPWS3058	30"D x 58"W Worksurface + Panel	\$1,260

Open Desk MUST include Hanging Bar (SENSHBR)  
Option to make station Tamper Proof

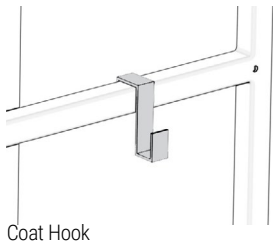
## Choose the Accessories



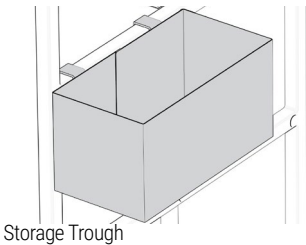
Hanging bar



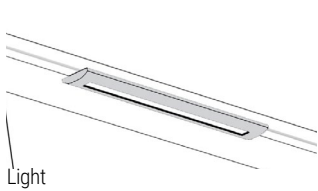
Corner Shelf



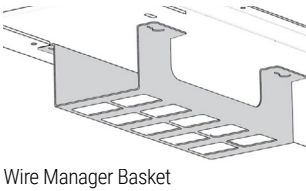
Coat Hook



Storage Trough



Light

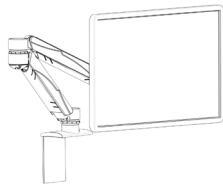


Wire Manager Basket

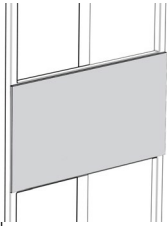
SENSHBR34	Hanging Bar 34"W	\$325
SENSHBR46	Hanging Bar 46"W	\$345
SENSHBR58	Hanging Bar 58"W	\$365
SENSCNR90	Corner Shelf 90 Degree	\$380
SENSCH	Coat Hook	\$33
SENSST	Storage Trough 6.5"W x 12.5"L x 6.5"D	\$275
SSUCTL	Under Cabinet/Shelf Task Light 17" long under cabinet light with 6.6W LED light Light connects to the centre bar of the station	\$596
SSU-BOX	Wire Manager Basket	\$211



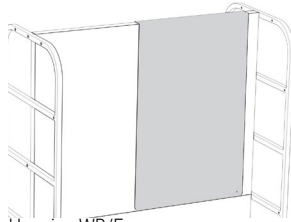
Power Bar




Monitor Arm



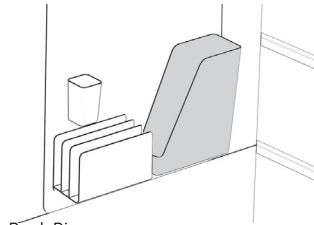
Ezo Panel



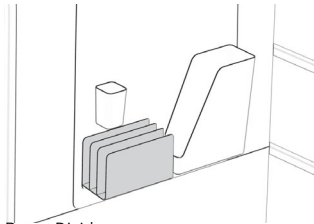
Hanging WB/Ezo



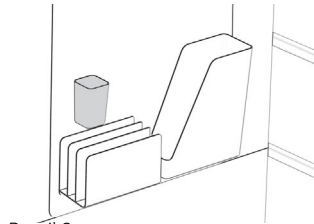
MWB Panel



Book Bin



Paper Divider




Pencil Cup

SSENSPWR	Table Top Mount Power Bar, Durable plastic material, 2 power/1 USB A + C Charger, white finish, 10ft power cord (6ft power cord is also available)	\$365
SSMAS-SM	Single Monitor Arm - Surface Mount	\$456
SSMAD-SM	Dual Monitor Arm - Surface Mount (max. 24" monitor)	\$958
SSENSEZOS	PET 9mm Acoustic Ezobord side panel 12"H x 25"W (magnetic mount)	\$385
SSENSWBP	Hanging Magnetic Whiteboard Plate 23"W x 36"H	\$573
SSENMBW2425	Hanging Magnetic Whiteboard Side Plate 24"H x 25"W	\$243
SSENSEZOP	Hanging PET 9mm Acoustic Ezobord 23"W x 36"H	\$810
SSMAPD	Magnetic Paper Divider	\$99
SSMAPC	Magnetic Pencil Cup	\$38
SSMABB	Magnetic Book Bin	\$99

# Choose the Expression


## FRAME



Cover Caps available in Black, White or Grey

\*Minimum quantity of 5 units applies

## LAMINATE



Whiteboard laminate also available at no additional charge

## PET - EZOBORD





# PET Ezobord Data Sheet

## Product Overview

PET Ezobord is the robust, highly versatile, recycled base material for PET Ezobord acoustic ceiling products, acoustic lighting products, acoustic wall panels and acoustic room dividers.

## USGBC LEED V4 Credits

While individual products do not ‘earn’ LEED credits, EzoBord can contribute to the following LEED v4 Credits:

- EQc9 for enhancing acoustic performance
- MRc3 BPDO for sourcing of raw materials for recycled contribution
- EQc6 interior lighting for surface reflectance (lighter color options)

## Sustainability

Carbon neutral product

- Zero carbon manufacturing
- Recycled content +/- 60% recycled material
- Low VOC and CDPH compliant
- Zero waste manufacturing initiative
- Sustainable supply chain

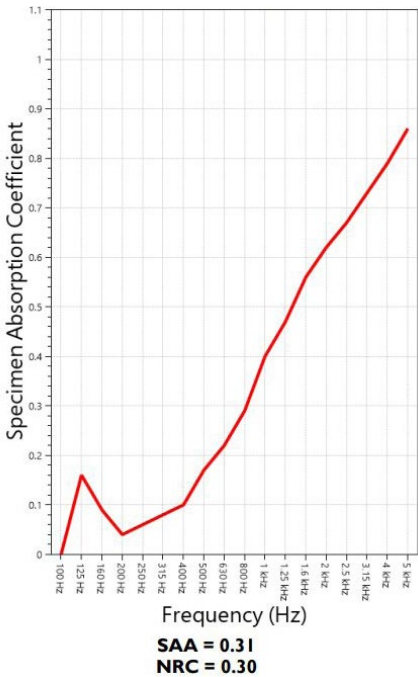
## Environmental Certifications

HPD - compliant

- Included in Mindful Materials Library
- Health Product Declaration
- EPD third party verified



## Acoustic Performance



Product Name	PET Ezobord Panel 9 mm
Composition	100% Polyester Terephthalate
Weight	8.5lbs (3.85kgs) (+/-5%)
Dimensions	48"(1219mm) x 96" (2439mm) x .375" (9mm) (+/-1mm)
Fire Testing	ASTM E-84 Class A - with FRT CAN/ULC-S102 EN 13501-1: 2007 (B-s1, d0)
Environment	Min 50% +/- recycled PET, 100% recyclable, formaldehyde free
Acoustics	NRC 0.30-0.75* - type D50 mount



# Specification and Price Guide

USD Price List Effective March 2024

*Updated April 23, 2024*



**SWIFTSPACE**  
[www.swiftspaceinc.com](http://www.swiftspaceinc.com)

# Index

<b>Overview .....</b>	<b>5</b>
<b>Features and Benefits.....</b>	<b>6</b>
<b>Sustainability .....</b>	<b>7</b>
<b>Shift Overview.....</b>	<b>8</b>
29"H L-Shaped .....	9
41"H L-Shaped .....	9
52"H L-Shaped .....	9
66"H L-Shaped .....	9
Shift Accessories .....	10
Shift Accessories .....	11
Model Selection Chart - Shift .....	12
<b>Fused Overview .....</b>	<b>13</b>
Fused .....	14
Fused Accessories.....	15
Fused Accessories.....	16
Fused Panels.....	17
Fused Panels.....	18
<b>DOS Overview .....</b>	<b>19</b>
DOS .....	20
DOS Accessories.....	20
DOS Bench .....	21
<b>Flip Overview .....</b>	<b>22</b>
Flip .....	23
<b>Panel Mobile Wall Overview .....</b>	<b>24</b>
Panel Mobile Wall.....	25
<b>Shape Overview.....</b>	<b>26</b>
Shape 2448, 2460, 2472 - Electric Height Adjust .....	27
Shape 3048, 3060, 3072 - Electric Height Adjust .....	27
Shape 2448, 2460, 2472 - Fixed Height .....	28
Shape 3048, 3060, 3072 - Fixed Height .....	28
Accessory Rails.....	29
Framed Privacy Panels .....	30
Privacy/Modesty Panels (No Frame) .....	31
Shape Surround Privacy Panel.....	32
Shape Electrical Accessories .....	33
<b>Foresight Overview .....</b>	<b>34</b>
Foresight 2448, 2460, 2472, 2496 .....	35

Foresight 4848, 4860, 4872, 4896 .....35

Centre/Side Privacy & Modesty Panels .....36

Centre Mounting Frame .....37

Centre Mounting Frame .....38

Centre Mount Cabinets .....39

End Cabinets .....40

**Unify .....41**

Mobile Table Tops .....42

**Solo Overview .....43**

4x4 L-Shaped .....44

5x5 L-Shaped .....44

6x6 L-Shaped .....44

8x8 L-Shaped .....45

4' Straight .....45

5' Straight .....45

6' Straight .....46

8' Straight .....46

Upper Panel Selection 4x4 .....47

Upper Panel Selection 5x5 .....48

Upper Panel Selection 6x6 .....49

Upper Panel Selection 8x8 .....50

Model Selection Chart .....51

Specialty Workstations .....52

Additional Options .....53

Additional Options .....54

Solo Accessories .....55

Panel Extenders .....56

Panel Extenders .....57

**Quick Ship .....58**

**Strata Overview .....59**

Strata .....60

Strata Accessories .....61

Strata Back Panel - 48" .....62

Strata Back Panel - 60" .....63

Strata Back Panel - 66" .....64

Strata Back Panel - 72" .....65

Strata Side Panel .....66

**Duo Overview .....67**

Duo Mobile Meeting Room .....68

Duo Bench .....69

**Aluminum Frame Mobile Wall Overview .....70**  
    Aluminum Frame Mobile Wall.....71

**Rendezvous Overview .....73**  
    Rendezvous Mobile Meeting Rooms .....74  
    Rendezvous Mobile Meeting Rooms .....75

**Mobile T - Walls .....76**

**Mobile Wall Systems .....77**

**PET Acoustic Ezobord Privacy Panels .....78**

**Pedestals, Bookcases & Wardrobes .....79**

**Pedestals, Bookcases & Wardrobes .....80**

**Lateral Files.....81**

**Accessories.....82**

**Accessories.....83**

**Electrical / Data Accessories .....84**

**Swiftspace Trac 4 Powersystem .....85**

**PET Colour Selections .....86**  
    PET Ezobord Data Sheet.....87

**Worksurface & Panel Laminate Selections .....88**

**Powder-Coat Selections .....89**

**Construction .....90**

**Condition of Sales, Return Policy & Warranty .....95**



# Overview

*Swiftspace gives workplaces the freedom of design, functionality and permanence to allow their employees to work how they want and where they want.*


Swiftspace workstations offer a **fast** and **flexible** work space solutions for both office and production facilities.

of the interior components into a strong, lightweight frame. Every station arrives mounted to swivel castors, fully assembled and ready to install in minutes.


A unique patented folding workspace incorporates all  
*One, Two, Three*




1



2



3



1



2



3



1



2



3



1



2



3



# Features and Benefits

## What sets us apart?

Intelligent business decisions are not based on a quick glance, so one is encouraged to compare Swiftspace lines to competing desking and benching systems. The differences are astounding and speak in favour of these Swiftspace solutions:

- **Swiftspace Stations** are engineered to be set-up and taken down hundreds of times, without the loss of functionality. This process can be completed by anyone without tools, eliminating the need for a professional installer.
- **Swiftspace Stations** are on castors making them mobile. In other words a complete office layout can be achieved in minutes. Build it, move it, take it down or put it away with minimal fuss. If desired castor covers are available to hide castors.
- **Swiftspace Stations** come completely assembled with all of the necessary parts already attached to the workstation.
- **Swiftspace Stations** fold up in seconds. With this process complete, many Swiftspace Stations can be folded to save 75-85% of their previous cubic size, which means storage is a breeze.
- **Swiftspace Stations** are made to be both functional and cost effective. Comparably priced to other desking and benching systems, they require no additional set-up configuring expense.

## How are we the same?

While the differences seen in Swiftspace systems are what makes them a better fit for modern office spaces, their look, feel and statement of line make them comparable to other systems. It's permanent furniture with the ability to change - not in 5 hours but, in 5 minutes. These features include:

- Different lengths and widths of worksurfaces
- Different wall heights and lengths
- Minimalistic support structure
- Centre and side storage components
- Multiple privacy solutions
- Mobile storage solutions
- Power/data solutions
- Lighting solutions
- Adjustable height solutions



*Foresight 4860, SOLO SS90D5266L5266R and Shape 2460*

# Sustainability



## 1. Polycarbonate

Engineered to use 99% of material, and contains up to 20% reground material.

## 2. Laminate Adhesive

Solvent free, water based PVA which meets Greenguard Indoor Air Quality Standards for Low Emitting Products.

## 3. Panels

Engineered to maximize the utilization of standard size sheets of material.

## 4. PET Acoustic Ezobord Panels

Are 100% recyclable, and contain 50% recycled PET.

## 5. Modular Design

All components can be easily replaced in the field, increasing product life.

## 6. Particleboard and MDF

CARB compliant, produced using no added urea-formaldehyde resin, made from 100% recycled and/or recovered pre-consumer wood material.

## Additional Environmental Points

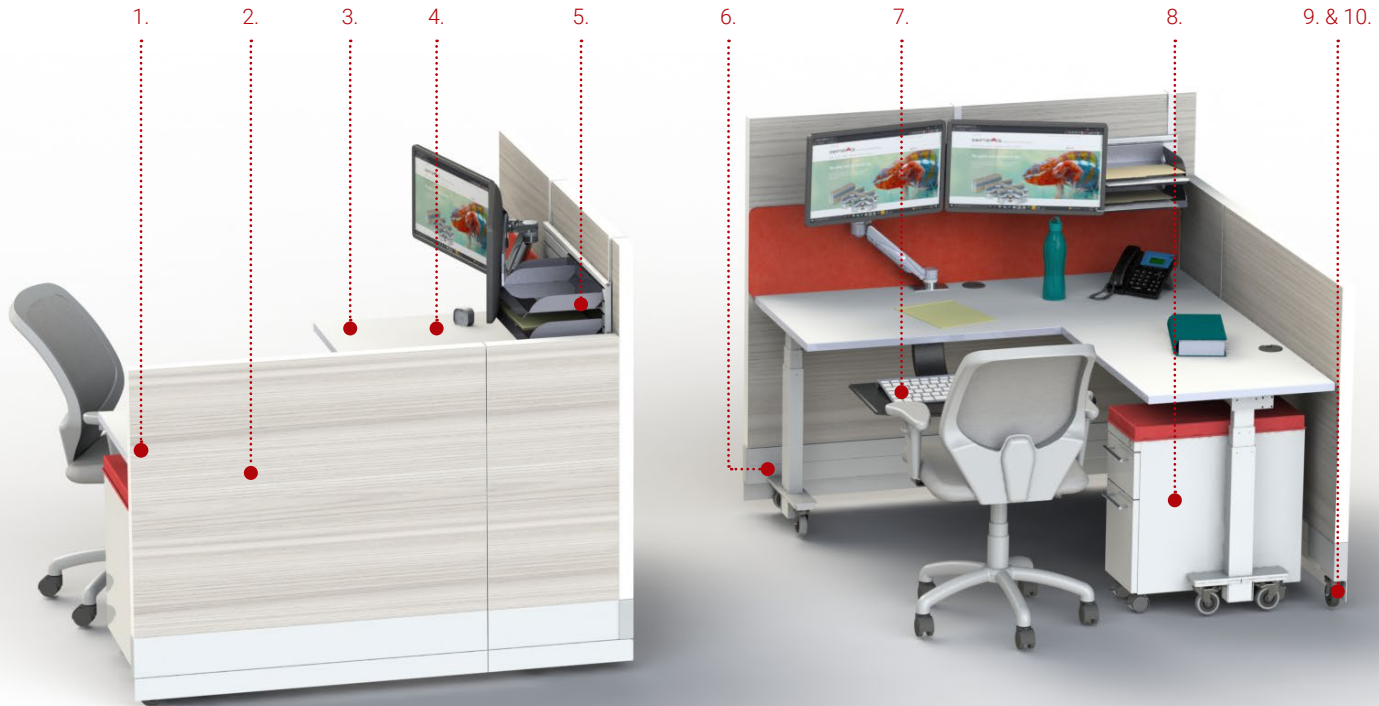
- Stations are certified MAS Green Standard for low VOC emissions. As part of the certification the products comply with the following designations:
  - ANSI/BIFMA x7.1-2011(2016)
  - ANSI/BIFMA e2014 7.6.1, 7.6.2
  - ANSI/BIFMA e2014 7.6.1, 7.6.2, 7.6.3
  - ANSI/BIFMA e2014 7.6.3
  - California Dept. of Public Health Standard Method v1.2.
  - LEED v4 ID+C, BD+C. This conforms with the same standards as the SCS Indoor Air Quality Standards
- All of our major suppliers are within a 50 mile radius from our facility
- Products are shipped on castors in a single cardboard sleeve, no tow-motors needed.
- Ships in 15-25% of the space required for traditional workstations, and is 50-60% lighter
- Stations can be set-up and reconfigured hundreds of times, promoting reuse

## Working towards LEED accreditation?

Swiftspace products can contribute towards LEED credits visit: [www.swiftspaceinc.com/about-swiftspace/environmental/](http://www.swiftspaceinc.com/about-swiftspace/environmental/) for more information.



# Shift Overview



## 1. Wall Height

Standard heights are 29", 41", 52" and 66". Panel Extenders can be added for additional height and privacy. Various material options available.

## 2. Visual Privacy

High-pressure laminate comes standard. Whiteboard laminate and stick on PET Acoustic Ezobord panels are also available

## 3. Worksurface

Standard depth is 24". Standard lengths are 60" and 72" and 96". Custom lengths available. Straight surface comes standard. Option to add Flipover Surface.

## 4. Height Adjust

Option to convert surface to electric height adjust by adding plug and play control box. Height ranges from 21.9" to 48.1"

## 5. Accessory Rail

For mounting monitors, shelves, paper slots, and binder storage.

## 6. Power and Data

Option to add power bar with 15 ft power cord for flexible connection to wall, floor or other stations. For longer runs, a 4-circuit 80 amp quick connect/disconnect power system can be added in the Power and Data trough (which comes standard) Separate compartment for running up to 40 data cables.

## 7. Accessories

Height- adjustable keyboard arms and trays available for add-on

## 8. Mobile Storage

Complete line of mobile pedestals, storage towers, and lateral files available.

## 9. Corner and Castor Covers

Corner and castor covers come standard. Castors can be removed and replaced with adjustable glides that have 1" of height adjustment for surface leveling on uneven floors. Glides to not scratch or mar flooring either carpet or hard flooring.

## 10. Mobility Lock

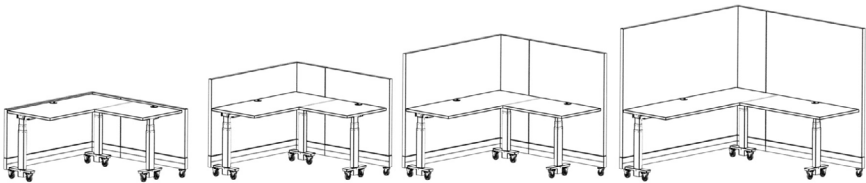
Stations can be fixed in place using a castor lock or linking plate to link to next station. Locks can only be removed with a screwdriver. Option for tamper-proof screws.

Stations can be ordered with cockpit surfaces at no additional cost. Specify cockpit surfaces when requesting a quote.

Locking Bracket available to prevent caster locking tab from becoming disengaged. Available upon request at no additional cost. 2 locks/station.

Standard height-adjust controller has integrated Bluetooth compatibility. Please specify if Bluetooth is **not** required.

# 29"H L-Shaped



MODEL #	PRODUCT DESCRIPTION	OPEN FOOTPRINT (LEFT x RIGHT)	CLOSED FOOTPRINT (DEEP x WIDE)	OPEN WORK SURFACE (HIGH x DEEP)	HEIGHT (IN INCHES)	WEIGHT (IN LBS)	PRICE (IN USD)
SSHF2960L2960R W or S	29H Shift 5x5 L-Shape station w/ white or silver frame	60" x 60"	20" Deep x 60" Wide	29" High - 24" Deep	29"	214 lbs	\$5,406
SSHF2972L2972R W or S	29H Shift 6x6 L-shape station w/ white or silver frame	72" x 72"	20" Deep x 72" Wide	29" High - 24" Deep	29"	243 lbs	\$5,930
SSHF2996L2996R W or S	29H Shift 8x8 L-shape station w/ white or silver frame	96" x 96"	20" Deep x 96" Wide	29" High - 24" Deep	29"	294 lbs	\$6,913

## Height Adjust Add-on

SSHFHA      Height Adjust Add-On - 21.9" to 48.1" Height Range      \$523

# 41"H L-Shaped

MODEL #	PRODUCT DESCRIPTION	OPEN FOOTPRINT (LEFT x RIGHT)	CLOSED FOOTPRINT (DEEP x WIDE)	OPEN WORK SURFACE (HIGH x DEEP)	HEIGHT (IN INCHES)	WEIGHT (IN LBS)	PRICE (IN USD)
SSHF4160L4160R W or S	41H Shift 5x5 L-Shape station w/ white or silver frame	60" x 60"	20" Deep x 60" Wide	29" High - 24" Deep	41"	233 lbs	\$5,763
SSHF4172L4172R W or S	41H Shift 6x6 L-shape station w/ white or silver frame	72" x 72"	20" Deep x 72" Wide	29" High - 24" Deep	41"	267 lbs	\$6,287
SSHF4196L4196R W or S	41H Shift 8x8 L-shape station w/ white or silver frame	96" x 96"	20" Deep x 96" Wide	29" High - 24" Deep	41"	326 lbs	\$7,269

## Height Adjust Add-on

SSHFHA      Height Adjust Add-On - 21.9" to 48.1" Height Range      \$523

# 52"H L-Shaped

MODEL #	PRODUCT DESCRIPTION	OPEN FOOTPRINT (LEFT x RIGHT)	CLOSED FOOTPRINT (DEEP x WIDE)	OPEN WORK SURFACE (HIGH x DEEP)	HEIGHT (IN INCHES)	WEIGHT (IN LBS)	PRICE (IN USD)
SSHF5260L5260R W or S	52H Shift 5x5 L-Shape station w/ white or silver frame	60" x 60"	20" Deep x 60" Wide	29" High - 24" Deep	52"	252 lbs	\$6,378
SSHF5272L5272R W or S	52H Shift 6x6 L-shape station w/ white or silver frame	72" x 72"	20" Deep x 72" Wide	29" High - 24" Deep	52"	290 lbs	\$7,033
SSHF5296L5296R W or S	52H Shift 8x8 L-shape station w/ white or silver frame	96" x 96"	20" Deep x 96" Wide	29" High - 24" Deep	52"	356 lbs	\$8,109

## Height Adjust Add-on

SSHFHA      Height Adjust Add-On - 21.9" to 48.1" Height Range      \$523

# 66"H L-Shaped

MODEL #	PRODUCT DESCRIPTION	OPEN FOOTPRINT (LEFT x RIGHT)	CLOSED FOOTPRINT (DEEP x WIDE)	OPEN WORK SURFACE (HIGH x DEEP)	HEIGHT (IN INCHES)	WEIGHT (IN LBS)	PRICE (IN USD)
SSHF6660L6660R W or S	66H Shift 5x5 L-Shape station w/ white or silver frame	60" x 60"	20" Deep x 60" Wide	29" High - 24" Deep	66"	277 lbs	\$6,915
SSHF6672L6672R W or S	66H Shift 6x6 L-shape station w/ white or silver frame	72" x 72"	20" Deep x 72" Wide	29" High - 24" Deep	66"	321 lbs	\$7,480
SSHF6696L6696R W or S	66H Shift 8x8 L-shape station w/ white or silver frame	96" x 96"	20" Deep x 96" Wide	29" High - 24" Deep	66"	392 lbs	\$8,645

## Height Adjust Add-on

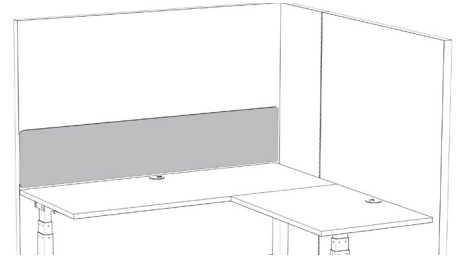
SSHFHA      Height Adjust Add-On - 21.9" to 48.1" Height Range      \$523

Station has 1" pinch gap between work-surface and wall

\*Additional costs when sold in Canada. Add 10% to price.  
Laminate comes with horizontal grain direction as standard

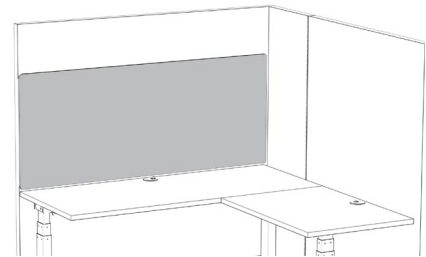
# Shift Accessories

MODEL #	PRODUCT DESCRIPTION	PRICE (IN USD)
<b>12" Stick-On PET Acoustic Ezobord Panel</b>		
SSHF1254EZO	12" Stick-On PET Acoustic Ezobord panel - 54" wall	\$262
SSHF1260EZO	12" Stick-On PET Acoustic Ezobord panel - 60" wall	\$330
SSHF1272EZO	12" Stick-On PET Acoustic Ezobord panel - 72" wall	\$450
SSHF1296EZO	12" Stick-On PET Acoustic Ezobord panel - 96" wall	\$524



## 24" Stick-On PET Acoustic Ezobord Panel

SSHF2454EZO	24" Stick-On PET Acoustic Ezobord panel - 54" wall	\$496
SSHF2460EZO	24" Stick-On PET Acoustic Ezobord panel - 60" wall	\$546
SSHF2472EZO	24" Stick-On PET Acoustic Ezobord panel - 72" wall	\$629
SSHF2496EZO	24" Stick-On PET Acoustic Ezobord panel - 96" wall	\$949



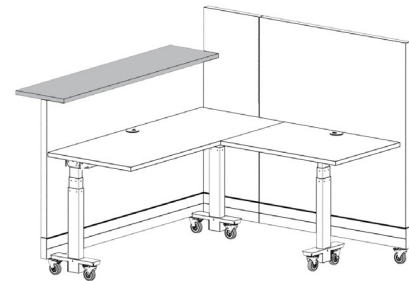
## Clip-On PET Acoustic Ezobord Panel

SSHF2454HEZO	24"H 54"W Clip-On PET Acoustic Ezobord Panel	\$496
SSHF2460HEZO	24"H 60"W Clip-On PET Acoustic Ezobord Panel	\$546
SSHF2472HEZO	24"H 72"W Clip-On PET Acoustic Ezobord Panel	\$629
SSHF2496HEZO	24"H 96"W Clip-On PET Acoustic Ezobord Panel	\$949

## Transaction Top

SSTR48	Transaction Top For 4x4 (48in Wall)	\$597
SSTR54	Transaction Top For 5x5 (54in Wall)	\$1,149
SSTR66	Transaction Top For 6x6 (66in Wall)	\$1,149
SSTR90	Transaction Top For 8x8 (90in Wall)	\$1,149

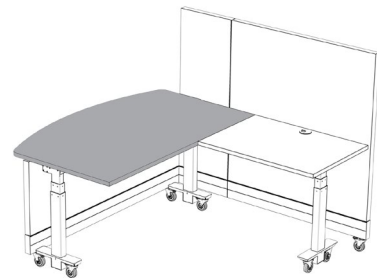
When combined with Height Adjust add-on, Height Adjust will have limit of 39"H max.



## Flip-over Surface

SSFS	Flip-over top straight edge	\$423
SSFB	Flip-over top bow edge	\$423

Flip-over surfaces **must** be ordered with Height Adjust add-on (SSHFAH)



SSSHPBAT	Shape Battery UL6	\$383
----------	-------------------	-------

The BA001 is a high-performance lithium-Ion battery with a capacity of 2.15 Ah. The battery box features LED light bars indicating capacity level and audio alarm when it needs to be charged. The BA001 is a very compact unit that comes standard with a mounting bracket for easy exchange of the battery.

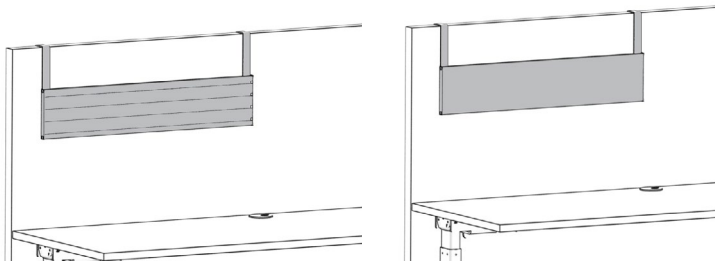
At full charge with a 1/2 load weight ( 125lbs) on the worksurface the battery will move the Shape worksurface all the way up and down aprox. 35 times.

# Shift Accessories

MODEL #	PRODUCT DESCRIPTION	PRICE (IN USD)
---------	---------------------	-------------------

## Clip-On Magnetic Whiteboard

SSH12MWB	12"H 24"W Clip-On Magnetic Whiteboard	\$373
SSH24MWB	24"H 24"W Clip-On Magnetic Whiteboard	\$465
SSH36MWB	24"H 36"W Clip-On Magnetic Whiteboard	\$605



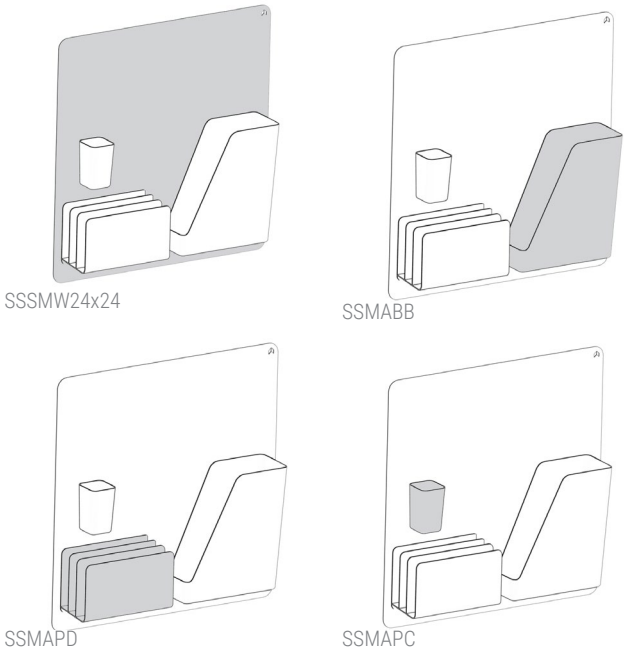
## Accessory Rail

SSARC30	Hanging Accessory rail - 30" long	\$556
---------	-----------------------------------	-------

Accessory rails hang 11.5" from the worksurface. Unless ordered with the 39"H Station where the accessory rail hangs flush with the worksurface.

## Magnetic Accessories

SSSMW12x24	12" x 24" Writable Magnetic Whiteboard with logo	\$175
SSSMW18x24	12" x 24" Writable Magnetic Whiteboard with logo	\$212
SSSMW24x24	24" x 24" Writable Magnetic Whiteboard with logo	\$243
SSMAPD	Magnetic Paper Divider	\$99
SSMAPC	Magnetic Pencil Cup	\$38
SSMABB	Magnetic Book Bin	\$99



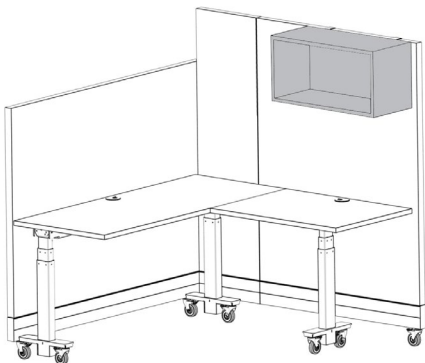
## Open Cabinet

SSFLHLS1427	Low Hung End Cabinet Open Box (Laminate) 27"W x 14"H x 12"D	\$680
-------------	--	-------

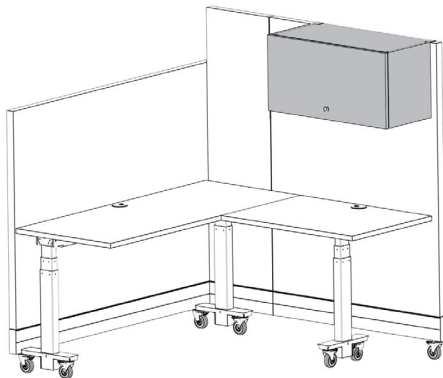
Only 1 per stations Must be mounted on Main Wall 66"H.

## Overhead

MODEL #	PRODUCT DESCRIPTION	WIDTH (IN INCHES)	HEIGHT (IN INCHES)	PRICE (IN USD)
SSOHS30W	30" W Metal Overhead with lock	13.5"	15"	\$846



SSFLHLS1427

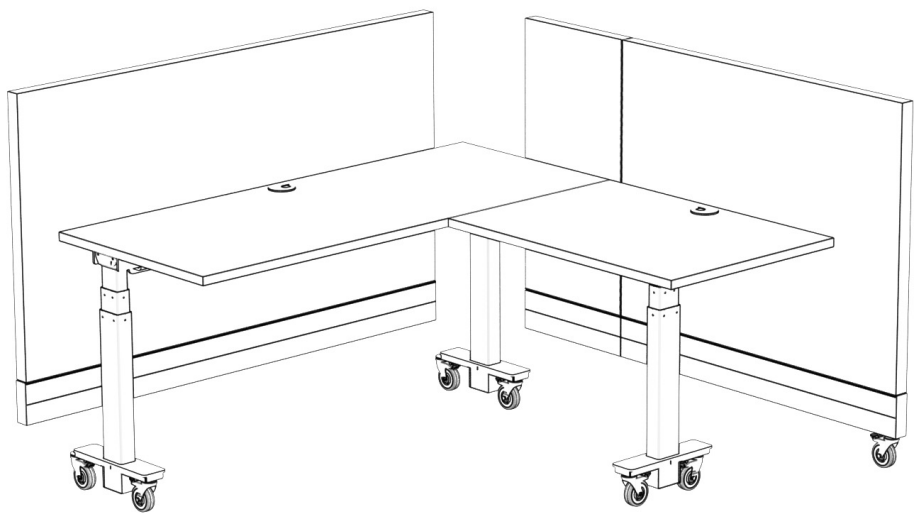


SSOHS30W



# Model Selection Chart - Shift

Swiftspace Shift stations can be ordered in different wall and worksurface lengths. Please see chart below to create the Custom Part Number. Table included in total cost



### Left Wall + Right Wall

To determine the list price of a station, pick a Left Wall, and Right Wall. When ordering specify White, Silver or Custom frame colour eg.

SSHF4160L52696RCW: 2425.50 + \$3638.50 = \$6064 List

### Left Wall

Wall Height	Wall Length - Worksurface and Gable included in price		
	60"	72"	96"
29"	\$2703	\$2965	\$3457
41"	\$2881	\$3143	\$3635
52"	\$3190	\$3516	\$4054
66"	\$3458	\$3740	\$4322

ONE Choose the height and length of the left wall

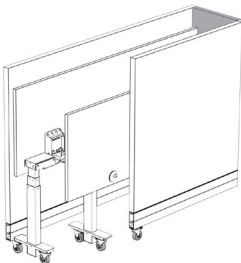
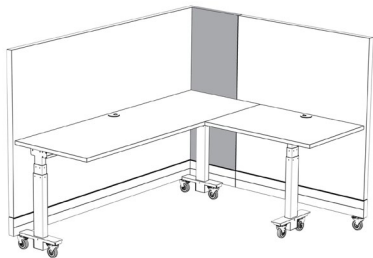
+

### Right Wall

Wall Height	Wall Length - Worksurface and Gable included in price		
	60"	72"	96"
29"	\$2703	\$2965	\$3457
41"	\$2881	\$3143	\$3635
52"	\$3190	\$3516	\$4054
66"	\$3458	\$3740	\$4322

TWO Choose the height and length of the right wall

+



THREE Shorter wall will have 16" W hinged segment

# Fused Overview



## 1. Wall Height

Standard heights are 39", 50" and 63". Panel extenders can be added for increased height, various material options available for panel extenders.

## 2. Worksurface\*

Standard depth is 24" deep and 48", 60", 66", or 72" wide. Custom lengths available. Work surfaces come standard with notch and centered grommet. Option to add electric height adjust surface which ranges from 21.9" to 48.1"

\*These are the overall dimensions of the unit

## 3. Power and Data

Option to add power bar with 15 ft power cord for flexible connection to wall, floor or other stations. For longer runs, a 4-circuit 80 amp quick connect/disconnect power system can be added. Separate compartment for running up to 40 data cables.

## 4. Visual Privacy

High-pressure laminate comes standard. Whiteboard, sound-dampening material or fabric-covered tack-boards are also available.

## 5. Accessories

Height-adjustable keyboard arms and trays available for add-on.

## 6. Accessory Rail

For mounting monitors, shelves, paper slots and binder storage.

## 7. Storage

Built in side storage with upper open shelves or door with either a full size drawer or box/box/file. Other storage options are under surface box/file hanging storage with lock, above surface with adjustable open shelving, or adjustable shelving with lockable door.

## 8. Casters

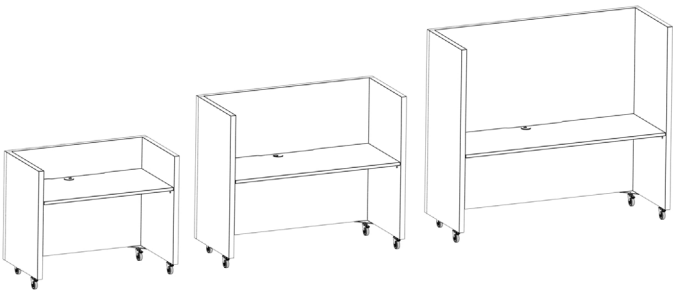
Castors can be removed and replaced with adjustable glides that have 1" of height adjustment for surface leveling on uneven floors. Glides to not scratch or mar flooring either carpet or hard flooring.

Standard height-adjust controller has integrated Bluetooth compatibility. Please specify if Bluetooth is **not** required.

Locking Bracket available to prevent caster locking tab from becoming disengaged. Available upon request at no additional cost. 2 locks/station.

Panel edge-band comes standard in White, Black or Slate

# Fused



MODEL #	PRODUCT DESCRIPTION	OPEN FOOTPRINT (LEFT x RIGHT)	OPEN WORK SURFACE (HIGH x DEEP)	PRICE (IN USD)
---------	---------------------	----------------------------------	------------------------------------	-------------------

## 39" Height

SSFUS3948	Fused - 39"H x 48"L	26" x 48"	24" Deep x 46" Wide	\$2,692
SSFUS3960	Fused - 39"H x 60"L	26" x 60"	24" Deep x 58" Wide	\$2,888
SSFUS3966	Fused - 39"H x 66"L	26" x 66"	24" Deep x 64" Wide	\$3,086
SSFUS3972	Fused - 39"H x 72"L	26" x 72"	24" Deep x 70" Wide	\$3,609

39" High Fused can be modified to 29" High.

## 50" Height

SSFUS5048	Fused - 50"H x 48"L	26" x 48"	24" Deep x 46" Wide	\$2,823
SSFUS5060	Fused - 50"H x 60"L	26" x 60"	24" Deep x 58" Wide	\$3,084
SSFUS5066	Fused - 50"H x 66"L	26" x 66"	24" Deep x 64" Wide	\$3,347
SSFUS5072	Fused - 50"H x 72"L	26" x 72"	24" Deep x 70" Wide	\$3,871

## 63" Height

SSFUS6348	Fused - 63"H x 48"L	26" x 48"	24" Deep x 46" Wide	\$3,347
SSFUS6360	Fused - 63"H x 60"L	26" x 60"	24" Deep x 58" Wide	\$3,542
SSFUS6366	Fused - 63"H x 66"L	26" x 66"	24" Deep x 64" Wide	\$3,740
SSFUS6372	Fused - 63"H x 72"L	26" x 72"	24" Deep x 70" Wide	\$4,264

Laminate comes with horizontal grain direction as standard

# Fused Accessories

MODEL #	PRODUCT DESCRIPTION	PRICE (IN USD)
---------	---------------------	-------------------

SSFUSHA	Height Adjust Add-On	\$1,435
SSFUSUSBF	BF Pedestal Mounted Under Surface	\$892

Standard Height Adjust controller has integrated Bluetooth compatibility. Other options available.

SSFUSDT48	Fused Power / Data Trough (48")	\$404
SSFUSDT60	Fused Power / Data Trough (60")	\$463
SSFUSDT66	Fused Power / Data Trough (66")	\$499
SSFUSDT72	Fused Power / Data Trough (72")	\$535

SSSHPBAT	Shape Battery UL6	\$383
----------	-------------------	-------

The BA001 is a high-performance lithium-Ion battery with a capacity of 2.15 Ah. The battery box features LED light bars indicating capacity level and audio alarm when it needs to be charged. The BA001 is a very compact unit that comes standard with a mounting bracket for easy exchange of the battery.

At full charge with a 1/2 load weight ( 125lbs) on the worksurface the battery will move the Shape worksurface all the way up and down aprox. 35 times.

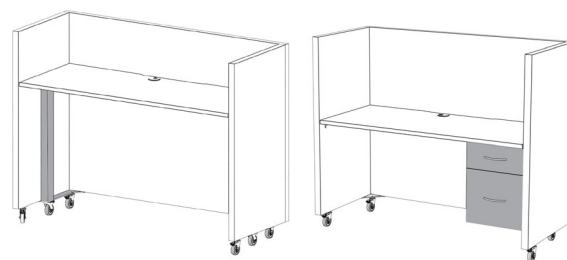
SSTR48	Transaction Top For 4x4 (48in Wall)	\$597
SSTR54	Transaction Top For 5x5 (54in Wall)	\$1,149
SSTR66	Transaction Top For 6x6 (66in Wall)	\$1,149
SSTR90	Transaction Top For 8x8 (90in Wall)	\$1,149

## Metal Upper Cabinet

SSWCC23H10W23.5DDL	Fused/Strata 23" H Upper Cabinet Door with Lock Open Left	\$1,194
SSWCC23H10W23.5DDR	Fused/Strata 23" H Upper Cabinet Door with Lock Open Right	\$1,194
SSWCC31H10W23.5DDL	Fused/Strata 31" H Upper Cabinet Door with Lock Open Left	\$1,252
SSWCC31H10W23.5DDR	Fused/Strata 31" H Upper Cabinet Door with Lock Open Right	\$1,252

## Laminate Upper Cabinet

SSS+AboveSurfaceOpen	Solo+ Above Surface Storage Adjustable Shelf - Open	\$618
SSSMAboveSurfaceOpen	Summit Above Surface Storage Adjustable Shelf - Open	\$710
SSS+AboveSurfaceLock	Solo+ Above Surface Storage Adjustable Shelf - Locking Door	\$664
SSSMAboveSurfaceLock	Summit Above Surface Storage Adjustable Shelf - Locking Door	\$764



# Fused Accessories

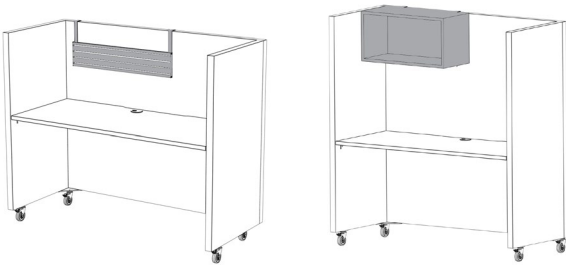
MODEL #	PRODUCT DESCRIPTION	PRICE (IN USD)
---------	---------------------	-------------------

## Accessory Rail

SSARC30	Hanging Accessory rail - 30" long	\$556
---------	-----------------------------------	-------

## Open Cabinet

SSFLHLS1427	Low Hung End Cabinet Open Box (Laminate) 27"W x 14"H x 12"D	\$680
-------------	--	-------



## Overheads

MODEL #	PRODUCT DESCRIPTION	WIDTH (IN INCHES)	HEIGHT (IN INCHES)	PRICE (IN USD)
SSOHS48W	48" W Overhead with lock	13.5"	15"	\$895
SSOHS60W	60" W Overhead with lock	13.5"	15"	\$940

Available in whiteboard finish at no additional cost



## Side Storage

SSFUSSEOS	Single side entry drawer with open shelves	\$3,222
SSFUSSESD	Single side entry drawer with shelves and door	\$3,596
SSFUSBBFOS	Narrow BBF with open shelves	\$3,170
SSFUSBBFSD	Narrow BBF with shelves and door	\$3,543



Side Storage included in overall footprint.  
Worksurface reduced by 14".

ex. 63H x 60W Fused with side storage will  
have a 42W Surface.





# Fused Panels

MODEL #	PRODUCT DESCRIPTION	PRICE (IN USD)
---------	---------------------	-------------------

## 48" Wide

SSFUSWWBM3948	Whiteboard One Side, Laminate Other - Fused 3948	\$229
SSFUSWBB3948	Whiteboard on Inside and Outside - Fused 3948	\$459
SSFUSTB3948	Fabric covered tackboards on Inside - Fused 3948	\$524
SSFUSEZO3948	PET Acoustic Ezobord Upper Panel - Fused 3948	\$360
SSFUSWWBM5048	Whiteboard One Side, Laminate Other - Fused 5048	\$262
SSFUSWBB5048	Whiteboard on Inside and Outside - Fused 5048	\$524
SSFUSTB5048	Fabric covered tackboards on Inside - Fused 5048	\$688
SSFUSEZO5048	PET Acoustic Ezobord Upper Panel - Fused 5048	\$491
SSFUSWWBM6348	Whiteboard One Side, Laminate Other - Fused 6348	\$328
SSFUSWBB6348	Whiteboard on Inside and Outside - Fused 6348	\$654
SSFUSTB6348	Fabric covered tackboards on Inside - Fused 6348	\$852
SSFUSEZO6348	PET Acoustic Ezobord Upper Panel - Fused 6348	\$786

## 60" Wide

SSFUSWWBM3960	Whiteboard One Side, Laminate Other - Fused 3960	\$262
SSFUSWBB3960	Whiteboard on Inside and Outside - Fused 3960	\$491
SSFUSTB3960	Fabric covered tackboards on Inside - Fused 3960	\$556
SSFUSEZO3960	PET Acoustic Ezobord Upper Panel - Fused 3960	\$393
SSFUSWWBM5060	Whiteboard One Side, Laminate Other - Fused 5060	\$328
SSFUSWBB5060	Whiteboard on Inside and Outside - Fused 5060	\$591
SSFUSTB5060	Fabric covered tackboards on Inside - Fused 5060	\$759
SSFUSEZO5060	PET Acoustic Ezobord Upper Panel - Fused 5060	\$538
SSFUSWWBM6360	Whiteboard One Side, Laminate Other - Fused 6360	\$393
SSFUSWBB6360	Whiteboard on Inside and Outside - Fused 6360	\$786
SSFUSTB6360	Fabric covered tackboards on Inside - Fused 6360	\$949
SSFUSEZO6360	PET Acoustic Ezobord Upper Panel - Fused 6360	\$819

# Fused Panels

MODEL #	PRODUCT DESCRIPTION	PRICE (IN USD)
---------	---------------------	-------------------

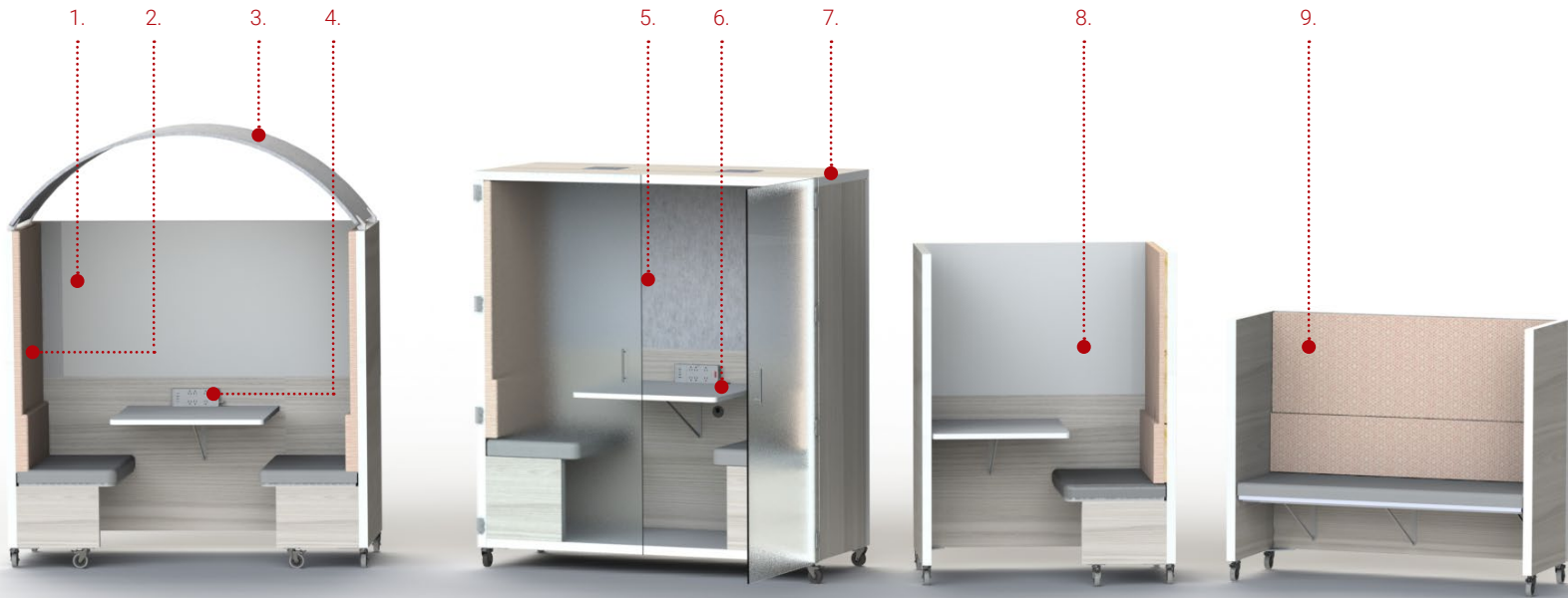
## 66" Wide

SSFUSWWBM3966	Whiteboard One Side, Laminate Other - Fused 3966	\$295
SSFUSWBB3966	Whiteboard on Inside and Outside - Fused 3966	\$524
SSFUSTB3966	Fabric covered tackboards on Inside - Fused 3966	\$591
SSFUSEZO3966	PET Acoustic Ezobord Upper Panel - Fused 3966	\$426
SSFUSWWBM5066	Whiteboard One Side, Laminate Other - Fused 5066	\$360
SSFUSWBB5066	Whiteboard on Inside and Outside - Fused 5066	\$622
SSFUSTB5066	Fabric covered tackboards on Inside - Fused 5066	\$793
SSFUSEZO5066	PET Acoustic Ezobord Upper Panel - Fused 5066	\$570
SSFUSWWBM6366	Whiteboard One Side, Laminate Other - Fused 6366	\$426
SSFUSWBB6366	Whiteboard on Inside and Outside - Fused 6366	\$819
SSFUSTB6366	Fabric covered tackboards on Inside - Fused 6366	\$983
SSFUSEZO6366	PET Acoustic Ezobord Upper Panel - Fused 6366	\$852

## 72" Wide

SSFUSWWBM3972	Whiteboard One Side, Laminate Other - Fused 3972	\$360
SSFUSWBB3972	Whiteboard on Inside and Outside - Fused 3972	\$591
SSFUSTB3972	Fabric covered tackboards on Inside - Fused 3972	\$654
SSFUSEZO3972	PET Acoustic Ezobord Upper Panel - Fused 3972	\$491
SSFUSWWBM5072	Whiteboard One Side, Laminate Other - Fused 5072	\$426
SSFUSWBB5072	Whiteboard on Inside and Outside - Fused 5072	\$688
SSFUSTB5072	Fabric covered tackboards on Inside - Fused 5072	\$858
SSFUSEZO5072	PET Acoustic Ezobord Upper Panel - Fused 5072	\$634
SSFUSWWBM6372	Whiteboard One Side, Laminate Other - Fused 6372	\$491
SSFUSWBB6372	Whiteboard on Inside and Outside - Fused 6372	\$883
SSFUSTB6372	Fabric covered tackboards on Inside Fused 6372	\$1,048
SSFUSEZO6372	PET Acoustic Ezobord Upper Panel - Fused 6372	\$917

# DOS Overview



## 1. Wall Height

Standard height is 52" or 66". For visual privacy high-pressure laminate is standard. Whiteboard laminate, sound dampening material or fabric-covered tackboards are also available to be added to the back wall for an additional charge.

## 2. Upholstered Back and Seat

Comfortable and convenient mobile meeting room or seating area for one or two. Cushions available in various coverings.

## 3. Removable Canopy

Easy to add and remove canopy made from sound-dampening material available as an option. Increases height to 76"

## 4. Power and Data

For an up-charge there is access to 15 amps of power available through a detachable power bar with six electrical outlets, four USB charging ports and a fifteen-foot power cord that can be plugged into any regular outlet.

## 5. Back Wall

Back wall is hinged to allow it to be folded down so that booths can be added together for larger groups. High pressure laminate comes standard. Whiteboard, sound-dampening material or fabric-covered tackboards are also available.

## 6. Worksurface

30"W x 27"D fixed height table is standard. Space on the end allows the worksurface to be wheelchair accessible. An additional pullout worksurface that is 24"W x 14"D can be added to the end to create space for a third person.

## 7. DOS+

Standard DOS Booth with addition of Roof, Light, Ventilation, Fans, Power and Doors. Standard height is 77" Whiteboard laminate, sound dampening material or fabric-covered tackboards are also available to be added to the back wall for an additional charge.

## 8. Single Seat

Comfortable and convenient mobile meeting room or one. The DOS Single is 48"W. For visual privacy high-pressure laminate is standard. Whiteboard laminate, sound dampening material or fabric-covered tackboards are also available to be added to the back wall for an additional charge.

## 9. Bench

Comfortable and convenient mobile bench seating. Standard heights are 39", 50", or 63" with various widths. Cushions are available in various coverings.

Worksurface can be ordered with a Comfort-Cut at no additional cost. Specify when requesting quote.

Locking Bracket available to prevent caster locking tab from becoming disengaged, making the station immobile. Available upon request at no additional cost. 2 locks/station.

Panel edge-band comes standard in White, Black or Slate

DOS



DOS Single

DOS Double

DOS+ Double

DOS+ Single

MODEL #	PRODUCT DESCRIPTION	OPEN FOOTPRINT (LEFT x RIGHT)	SEAT HEIGHT	SEAT DEPTH	HEIGHT (IN INCHES)	PRICE (IN USD)
SSDOS5070	DOS Double Seat Booth - 52" Height	29" x 70"	19"	20"	52"	\$6,222
SSDOS6370	DOS Double Seat Booth - 66" Height	29" x 70"	19"	20"	66"	\$6,484
SSDOS5048	DOS Single Seat Booth- 52" H	29" x 48"	19"	20"	52"	\$6,006
SSDOS6648	DOS Single Seat Booth-66"H	29" x 48"	19"	20"	66"	\$6,318
SSDOS7748SSDOSPAK	DOS+ Single Seat Booth 77"H, includes: Roof, Light, Ventilation, Fans, Power, Doors, Power Bar	29" x 48"	19"	20"	77"	\$8,057
SSDOS7770SSDOSPAK	DOS+ Double Seat Booth 77"H, includes: Roof, Light, Ventilation, Fans, Power, Doors, Power Bar	29" x 70"	19"	20"	77"	\$10,350

66"H and 77"H side panels have VERTICAL woodgrain

DOS Accessories

MODEL #	PRODUCT DESCRIPTION	PRICE (IN USD)
Single DOS & DOS+		
SSDOSWWBM50S	Whiteboard Inside, Laminate Outside - 48"W x 17"H Upper Panel	\$360
SSDOSWBB50S	Whiteboard on Inside and Outside - 48"W x 17"H Upper Panel	\$622
SSDOSTB50S	Fabric covered tackboards on Inside and Outside - 48"W x 17"H Upper Panel	\$806
SSDOSEZ050S	PET Acoustic Ezobord Back Panel - 48"W x 17"H Upper Panel	\$629
SSDOSWWBM63S	Whiteboard Inside, Laminate Outside - 48"W x 30"H Upper Panel	\$432
SSDOSWBB63S	Whiteboard on Inside and Outside - 48"W x 30"H Upper Panel	\$819
SSDOSTB63S	Fabric covered tackboards on Inside and Outside - 48"W x 30"H Upper Panel	\$989
SSDOSEZ063S	PET Acoustic Ezobord Back Panel - 48"W x 30"H Upper Panel	\$865

Panel upgrades apply only to the UPPER segment of the back panel. The bottom remains laminate.

Double DOS & DOS+

SSDOSWWBM50	Whiteboard Inside, Laminate Outside - 70"W x 17"H Upper Panel	\$360
SSDOSWBB50	Whiteboard on Inside and Outside - 70"Wx 17"H Upper Panel	\$622
SSDOSTB50	Fabric covered tackboards on Inside and Outside - 70"W x 17"H Upper Panel	\$806
SSDOSEZ050	PET Acoustic Ezobord Back Panel - 70W x 17"H Upper Panel	\$629
SSDOSWWBM63	Whiteboard Inside, Laminate Outside - 70"W x 30"H Upper Panel	\$432
SSDOSWBB63	Whiteboard on Inside and Outside - 70"W x 30"H Upper Panel	\$819
SSDOSTB63	Fabric covered tackboards on Inside and Outside - 70"W x 30"H Upper Panel	\$989
SSDOSEZ063	PET Acoustic Ezobord Back Panel - 70"W x 30"H Upper Panel	\$865

Panel upgrades apply only to the UPPER segment of the back panel. The bottom remains laminate.

Seat only available in Vinyl Upholstery can be ordered from any of our standard seating upholstery from CF Stinson. To view go to [www.cfstinson.com](http://www.cfstinson.com) and select 'Seating'. Vinyl can be ordered from other suppliers however, an up-charge will be applied for cost in excess of \$25/yard.  
Seat Back is upholstered, from seat to height of panel.

Laminate comes with horizontal grain direction as standard

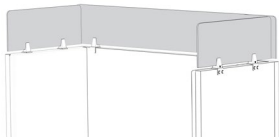
For fabric panel choices go to [www.swiftspaceinc.com/design/](http://www.swiftspaceinc.com/design/) visit the CFStinson portal and click on 'Performance Seating'

Single + Double

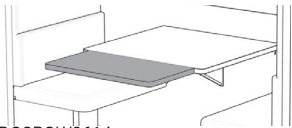
SSDOSCPY	PET Acoustic Ezobord Canopy	\$2,293
SSDOSPOW2614	Pull-out Worksurface 24"w x 14"D	\$518
SSDOSACREXS1270 B or R	Acrylic Panel Extender Set 12"H (3 pieces) - Bowed or Rectangular	\$963
SSDOSACREXS2470 B or R	Acrylic Panel Extender Set 24"H (3 pieces) - Bowed or Rectangular	\$1,830
SSDOSEZOEXS1270 B or R	PET Acoustic Ezobord Panel Extender Set 12"H (3 pieces) - Bowed or Rectangular	\$1,298
SSDOSEZOEXS2470 B or R	PET Acoustic Ezobord Panel Extender Set 24"H (3 pieces) - Bowed or Rectangular	\$2,272



SSDOSCPY



SSDOSACREXS1270 R



SSDOSPOW2614

DOS & DOS+

SSPMS	Panel mount for TV/Monitor screen	\$455
SSDOSPOW2614	Pull-out Worksurface 24"w x 14"D	\$518

DOS Bench



MODEL #	PRODUCT DESCRIPTION	FOOTPRINT (LEFT x RIGHT)	SEAT HEIGHT (DEEP x WIDE)	SEAT DEPTH (HIGH x DEEP)	SEAT WIDTH (IN INCHES)	SEAT WEIGHT (IN LBS)	PRICE (IN USD)
---------	---------------------	-----------------------------	------------------------------	-----------------------------	---------------------------	-------------------------	-------------------

39" Height

SSFUS3948 (Bench)	Bench - 39"H x 48"L	26" x 48"	19"	20"	46"	500 lbs	\$2,266
SSFUS3960 (Bench)	Bench - 39"H x 60"L	26" x 60"	19"	20"	58"	500 lbs	\$2,431
SSFUS3966 (Bench)	Bench - 39"H x 66"L	26" x 66"	19"	20"	64"	500 lbs	\$2,596
SSFUS3972 (Bench)	Bench - 39"H x 72"L	26" x 72"	19"	20"	70"	500 lbs	\$3,037

50" Height

SSFUS5048 (Bench)	Bench - 50"H x 48"L	26" x 48"	19"	20"	46"	500 lbs	\$2,376
SSFUS5060 (Bench)	Bench - 50"H x 60"L	26" x 60"	19"	20"	58"	500 lbs	\$2,596
SSFUS5066 (Bench)	Bench - 50"H x 66"L	26" x 66"	19"	20"	64"	500 lbs	\$2,817
SSFUS5072 (Bench)	Bench - 50"H x 72"L	26" x 72"	19"	20"	70"	500 lbs	\$3,258

63" Height

SSFUS6348 (Bench)	Bench - 63"H x 48"L	26" x 48"	19"	20"	46"	500 lbs	\$2,817
SSFUS6360 (Bench)	Bench - 63"H x 60"L	26" x 60"	19"	20"	58"	500 lbs	\$2,982
SSFUS6366 (Bench)	Bench - 63"H x 66"L	26" x 66"	19"	20"	64"	500 lbs	\$3,148
SSFUS6372 (Bench)	Bench - 63"H x 72"L	26" x 72"	19"	20"	70"	500 lbs	\$3,589

Seat only available in Vinyl Upholstery can be ordered from any of our standard seating upholstery from CF Stinson. To view go to [www.cfstinson.com](http://www.cfstinson.com) and select 'Seating'. Vinyl can be ordered from other suppliers however, an up-charge will be applied for cost in excess of \$25/yard.  
Seat Back is upholstered, from seat to height of panel.

Laminate comes with horizontal grain direction as standard

For fabric panel choices go to [www.swiftspaceinc.com/design/](http://www.swiftspaceinc.com/design/) visit the CFStinson portal and click on 'Performance Seating'



# Flip Overview



**1. Wall Height**  
Standard height is 52"

**2. Worksurface**  
*in upright or private position*  
Standard depth is 24"  
Standard height is 29"  
Standard widths are 24", 36", 48", or 60". Can be customized to any width between 24" and 60". Surface can be any Swiftspace standard laminate, also available in whiteboard

**3. Shelf**  
Standard depth is 5". Standard width is 24", 36", 48", or 60". Can be customized to any width between 24" and 60". An under-shelf LED light can be added.

**4. Power & Data**  
A detachable power bar with six electrical outlets and four USB ports is available. The power bar can be plugged into any regular outlet to give 15 amps of power and is accessible in both upright and table positions (when ordered station is fitted with metal mounting plate). Two power bars are required for 60" width. Wireless on-surface power can also be added.

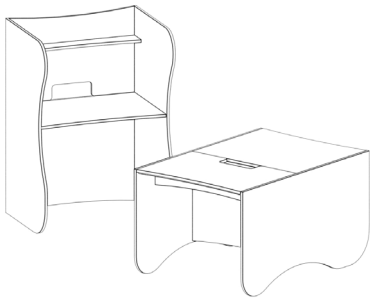
**5. Acoustical Communication and Privacy**  
Sound-dampening material can be added to the inside of the side or back upper panels. Sound dampening middle privacy panel can be added to the table position. Inside upper panels can be ordered with a whiteboard or chalkboard finish.

**6. Worksurface**  
*in down or collaborative position*  
Standard depth is 52"  
Standard widths are 24", 36", 48" or 60". Can be customized to any width between 24" and 60".

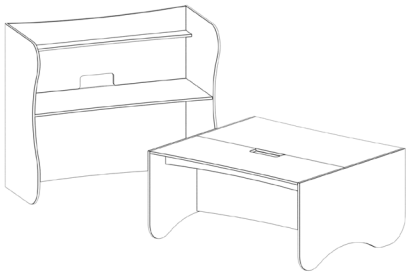
*Casters not available*

MODEL #	PRODUCT DESCRIPTION	WORKSURFACE DEPTH	WORKSURFACE WIDTH	WALL HEIGHT	PRICE (IN USD)
---------	---------------------	-------------------	-------------------	-------------	----------------

SSFLIP5224	Flip Study Carrel, 52" high, 24" wide	24" x 52"	24" x 24"	24" x 24" - 24" x 52"	\$3,401
SSFLIP5236	Flip Study Carrel, 52" high, 36" wide	36" x 52"	36" x 24"	36" x 24" - 36" x 52"	\$3,610



SSFLIP5248	Flip Study Carrel, 52" high, 48" wide	48" x 52"	48" x 24"	48" x 24" - 48" x 52"	\$3,678
SSFLIP5260	Flip Study Carrel, 52" high, 60" wide	60" x 52"	60" x 24"	60" x 24" - 60" x 52"	\$3,957



MODEL #	PRODUCT DESCRIPTION	PRICE (IN USD)
---------	---------------------	----------------

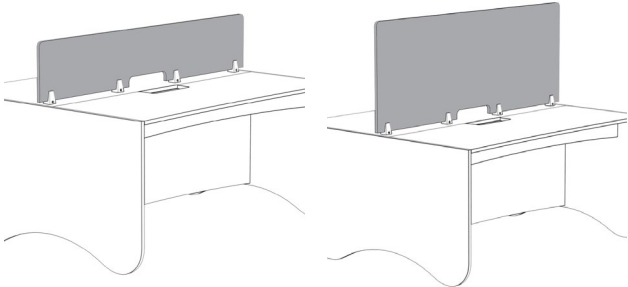
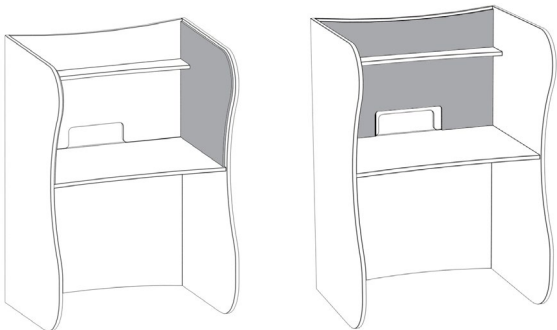
SSFLIPEZOS	Side PET Acoustic Ezobord - Single side	\$240
SSFLIPEZOB	Back PET Acoustic Ezobord - Above surface and above shelf	\$240

12" Optional Table Mount Privacy Panel


SSFCEZ01244	Foresight PET Acoustic Ezobord Center Panel (12"x48")	\$556
SSFCEZ01256	Foresight PET Acoustic Ezobord Center Panel (12"x60")	\$556

24" Optional Table Mount Privacy Panel

SSFCEZ02444	Foresight PET Acoustic Ezobord Center Panel (24"x48")	\$888
SSFCEZ02456	Foresight PET Acoustic Ezobord Center Panel (24"x60")	\$888



# Panel Mobile Wall Overview



## 1. Sizes

Panels come in standard heights of 52" or 76" and widths of 24", 48", 60" or 72".

Standard wall heights and widths can be adjusted for any dimension up to 80" in height and 90" in width please ask us for pricing

## 2. Finishes

Panels come in any of our 15 standard laminates or whiteboard laminate.

## 3. Additional Options

Additional options include: Anti-Microbial spray, hang on whiteboard or accessory rails, power troughs and brackets for hanging TVs or monitors

## 4. Configurations

Our brackets allow for 90 degree or 180 degree configurations.

## 5. PET Acoustic Ezobord

Add stick on PET Acoustic Ezobord in various shapes and colours to add both design flair and acoustic benefits

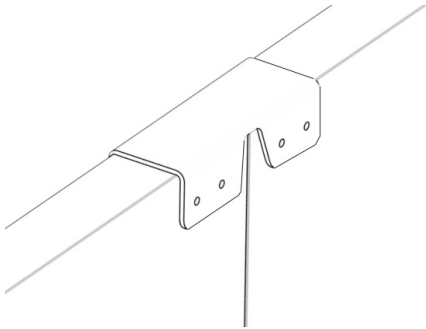
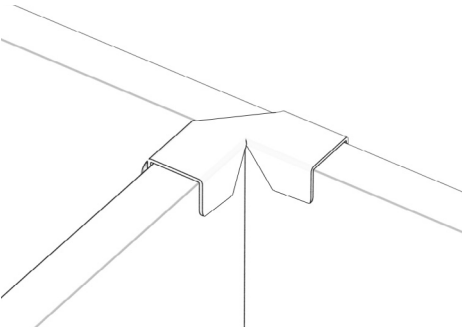
## 6. Casters

Panel walls come standard with casters that are 2.5" in diameter with grey rubber wheels that swivel and lock. The mobile wall can be ordered with castered legs that allow it to be used as a stand alone wall to create visual privacy between two stations or walls


Panel edge-band comes standard in White, Black or Slate

# Panel Mobile Wall

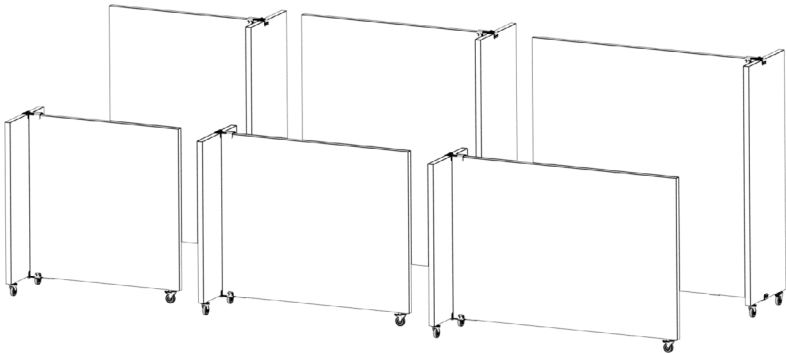
MODEL #	PRODUCT DESCRIPTION	WIDTH (IN INCHES)	HEIGHT (IN INCHES)	LIST PRICE (IN USD)
SSHCPNL2423	Mobile Wall 24W 23H Panel	24"	23"	\$381
SSHCPNL2447	Mobile Wall 24W 47H Panel	24"	47"	\$460
SSHCPNL2452	Mobile Wall 24W 52H Panel	24"	52"	\$721
SSHCPNL2476	Mobile Wall 24W 76H Panel	24"	76"	\$775
SSHCPNL3023	Mobile Wall 30W 23H Panel	30"	23"	\$460
SSHCPNL3047	Mobile Wall 30W 47H Panel	30"	47"	\$507
SSHCPNL4852	Mobile Wall 48W 52H Panel	48"	52"	\$1,064
SSHCPNL4876	Mobile Wall 48W 76H Panel	48"	76"	\$1,165
SSHCPNL6052	Mobile Wall 60W 52H Panel	60"	52"	\$1,165
SSHCPNL6076	Mobile Wall 60W 76H Panel	60"	76"	\$1,547
SSHCPNL7252	Mobile Wall 72W 52H Panel	72"	52"	\$1,165



Bracket comes standard with thumbscrews



SSLEGS      Castered Legs (Pair)      \$324



*Used when ordering stand alone single panels*

# Shape Overview



## 1. Worksurface

Worksurfaces can be ordered as a single straight surface or as a dual surface in a L configuration. Standard depth is 24" or 30". Standard length is 46", 58" or 70". The worksurfaces are available in our standard Swiftspace materials, including a writable laminate surface at no additional charge. Worksurfaces can be ordered with a drafting option to be folded down and used as a whiteboard

## 2. Mobile Storage

Complete line of mobile pedestals, storage towers, and lateral files available.

## 3. Visual Privacy

Visual and Physical Privacy Panels can be added to the sides and back of the station to increase privacy. The panels are available in various heights, widths, and materials

## 4. Surround Panels

Surround Privacy panels in various heights and widths can be added. The HPL panels are stored on the SHAPE when folded and when the station is set-up they attach in place with no tools in seconds. Add a single panel when you want to share with another workstation, two panels for L shape, and three panels to create a U shape.

## 5. Height Adjustment

Easily adjust from a sitting to a standing position. Range from 23.2" to 49.4" with the push of a button. There are four pre-set height adjustments available. Range from 21.9"-48.1" available with smaller castors.

## 6. Castors

2.5" in diameter with grey rubber wheels that swivel and lock.

## 7. Accessory Rail

For mounting monitors, shelves, paper slots and binder storage.

## 8. Power and Data

Option to add Swiftspace power bar with 15ft cord (mounted under worksurface). The power bar, equipped with 6 outlets and 4 USB ports can be plugged into any 15 amp receptacle. With a 1" pinchpoint gap between the wall and worksurface, the power bar can be accessed over the back side or alternatively, through an optional grommet hole.

Excess cords can be stored in the wire basket that come standard under all worksurfaces.

The optional power/data trough can be used to house the Swiftspace Trac4 electrical system which can add an additional 40 amps of power and up to 40 data lines for long runs.

A clamp-on surface mounted power bar can be added. It plugs into the undersurface power bar.

Standard height-adjust controller has integrated Bluetooth compatibility. Please specify if Bluetooth is **not** required.

Locking Bracket available to prevent caster locking tab from becoming disengaged. Available upon request at no additional cost. 2 locks/station.



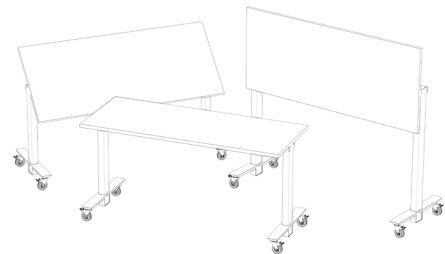
# Shape 2448, 2460, 2472 - Electric Height Adjust

Standard Height Adjust controller has integrated Bluetooth compatibility. Other options available.

Small castors available at no additional cost. Will change height range to 21.9"- 48.1". Please specify on quote.

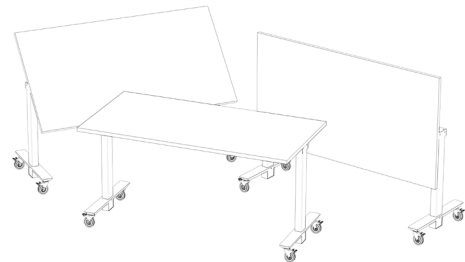
Part #'s are based on width of work surface + 2" for pinch-points

Worksurfaces are available in writable whiteboard laminate at no additional cost



MODEL #	PRODUCT DESCRIPTION	OPEN FOOTPRINT (LEFT x RIGHT)	CLOSED FOOTPRINT (DEEP x WIDE)	OPEN WORK SURFACE (HIGH x DEEP)	HEIGHT (IN INCHES)	WEIGHT (IN LBS)	PRICE (IN USD)
SSSHP2448S	Shape - Adjustable Height mobile station (24x48)	24" x 46"	23.5" x 46"	24" x 46"	23.2" - 49.4"	115 lbs	\$3,360
SSSHP2460S	Shape - Adjustable Height mobile station (24x60)	24" x 58"	23.5" x 58"	24" x 58"	23.2" - 49.4"	125 lbs	\$3,410
SSSHP2472S	Shape - Adjustable Height mobile station (24x72)	24" x 70"	23.5" x 70"	24" x 70"	23.2" - 49.4"	135 lbs	\$3,442

# Shape 3048, 3060, 3072 - Electric Height Adjust



MODEL #	PRODUCT DESCRIPTION	OPEN FOOTPRINT (LEFT x RIGHT)	CLOSED FOOTPRINT (DEEP x WIDE)	OPEN WORK SURFACE (HIGH x DEEP)	HEIGHT (IN INCHES)	WEIGHT (IN LBS)	PRICE (IN USD)
SSSHP3048S	Shape - Adjustable Height mobile station (30x48)	30" x 46"	23.5" x 46"	30" x 46"	23.2" - 49.4"	125 lbs	\$3,401
SSSHP3060S	Shape - Adjustable Height mobile station (30x60)	30" x 58"	23.5" x 58"	30" x 58"	23.2" - 49.4"	140 lbs	\$3,450
SSSHP3072S	Shape - Adjustable Height mobile station (30x72)	30" x 70"	23.5" x 70"	30" x 70"	23.2" - 49.4"	150 lbs	\$3,484

Stations can be ordered without the FlipTop. Deduct \$400 list.

Please note, stations without a fliptop must be less than 30" to fit through doorways



Deduct \$1000 List off L-Shape Height Adjust Workstations.

eg. 6x6 L shape HA

6' Main surface + 4' return - \$1000

\$3442 + \$3360 - \$1000= \$5802

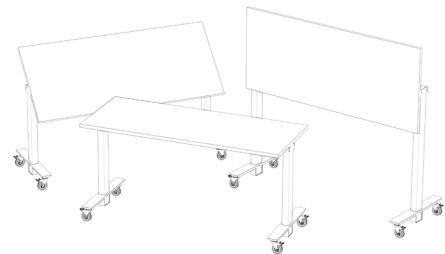
Stations come Standard with Platinum Silver Base

\*Additional costs when sold in Canada. Add 4% to price.

# Shape 2448, 2460, 2472 - Fixed Height

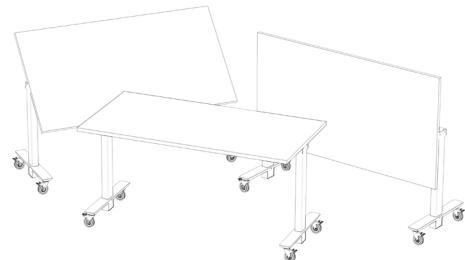
Large castors available. Will increase height 22.9" - 49.1". Please specify on quote.

Worksurfaces are available in writable whiteboard laminate at no additional cost



MODEL #	PRODUCT DESCRIPTION	OPEN FOOTPRINT (LEFT x RIGHT)	CLOSED FOOTPRINT (DEEP x WIDE)	OPEN WORK SURFACE (HIGH x DEEP)	HEIGHT (IN INCHES)	WEIGHT (IN LBS)	PRICE (IN USD)
SSSHFH2448S	Shape - Fixed Height Mobile station (24x48)	24" x 46"	23.5" x 46"	24" x 46"	23.2"	85 lbs	\$2,314
SSSHFH2460S	Shape - Fixed Height Mobile station (24x60)	24" x 58"	23.5" x 58"	24" x 58"	23.2"	95 lbs	\$2,364
SSSHFH2472S	Shape - Fixed Height Mobile station (24x72)	24" x 70"	23.5" x 70"	24" x 70"	23.2"	105 lbs	\$2,398

# Shape 3048, 3060, 3072 - Fixed Height



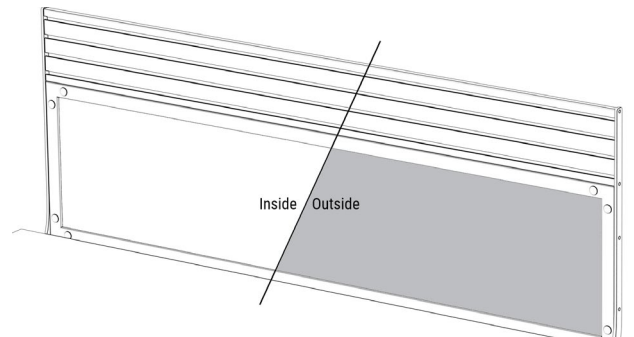
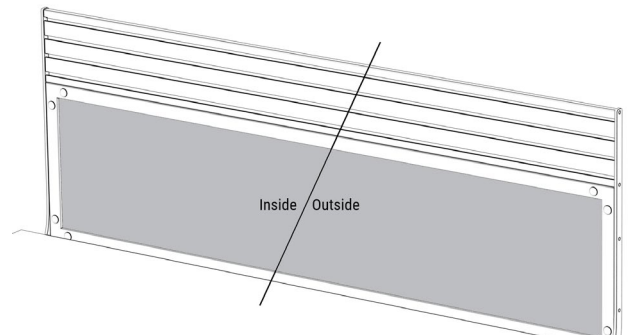

MODEL #	PRODUCT DESCRIPTION	OPEN FOOTPRINT (LEFT x RIGHT)	CLOSED FOOTPRINT (DEEP x WIDE)	OPEN WORK SURFACE (HIGH x DEEP)	HEIGHT (IN INCHES)	WEIGHT (IN LBS)	PRICE (IN USD)
SSSHFH3048S	Shape - Fixed Height Mobile station (30x48)	30" x 46"	23.5" x 46"	30" x 46"	23.2"	95 lbs	\$2,355
SSSHFH3060S	Shape - Fixed Height Mobile station (30x60)	30" x 58"	23.5" x 58"	30" x 58"	23.2"	110 lbs	\$2,404
SSSHFH3072S	Shape - Fixed Height Mobile station (30x72)	30" x 70"	23.5" x 70"	30" x 70"	23.2"	120 lbs	\$2,438

Stations can be ordered without the FlipTop. Deduct \$400 list.  
Please note, stations without a fliptop must be less than 30" to fit through doorways

Stations come Standard with Platinum Silver Base  
\*Additional costs when sold in Canada. Add 4% to price.

# Accessory Rails

MODEL #	PRODUCT DESCRIPTION	PRICE (IN USD)
SSSHPACCR48	Shape Accessory Rail only - Bottom open	\$640
SSSHPACCR60	Shape Accessory Rail only - Bottom open	\$724
SSSHPACCR72	Shape Accessory Rail only - Bottom open	\$808
SSSHPACTB48	Shape Accessory Rail with Fabric Covered Tackboard Bottom	\$1,325
SSSHPACTB60	Shape Accessory Rail with Fabric Covered Tackboard Bottom	\$1,475
SSSHPACTB72	Shape Accessory Rail with Fabric Covered Tackboard Bottom	\$1,629
SSSHPACWB48	Shape Accessory Rail With Whiteboard Bottom	\$1,173
SSSHPACWB60	Shape Accessory Rail with Whiteboard Bottom	\$1,337
SSSHPACWB72	Shape Accessory Rail with Whiteboard Bottom	\$1,497
SSSHPACLAM48	Shape Accessory Rail with Laminate Bottom	\$1,093
SSSHPACLAM60	Shape Accessory Rail with Laminate Bottom	\$1,224
SSSHPACLAM72	Shape Accessory Rail with Laminate Bottom	\$1,378
SSSHPACWBF48	Shape Accessory Rail with Whiteboard + Fabric Covered Tackboard Bottom	\$1,226
SSSHPACWBF60	Shape Accessory Rail with Whiteboard + Fabric Covered Tackboard Bottom	\$1,378
SSSHPACWBF72	Shape Accessory Rail with Whiteboard + Fabric Covered Tackboard Bottom	\$1,530
SSSHPACWBL48	Shape Accessory Rail with Whiteboard + Laminate Bottom	\$1,173
SSSHPACWBL60	Shape Accessory Rail with Whiteboard + Laminate Bottom	\$1,337
SSSHPACWBL72	Shape Accessory Rail with Whiteboard + Laminate Bottom	\$1,497
SSSHEZOAC1848	Shape Accessory Rail with PET Acoustic Ezobord Tack Panel 18"x48"	\$1,423
SSSHEZOAC1860	Shape Accessory rail with PET Acoustic Ezobord Tack Panel 18"x60"	\$1,734
SSSHEZOAC1872	Shape Accessory Rail with PET Acoustic Ezobord Tack Panel 18"x72"	\$1,905



When added to Dual Surface SHAPE, framed panels can ONLY be specified on MAIN surface

\*Additional Costs when sold in Canada. Add 4% to price.

For fabric panel choices go to [www.swiftspaceinc.com/design/](http://www.swiftspaceinc.com/design/) visit the CFStinson portal and click on 'Panel'

# Framed Privacy Panels

MODEL #	PRODUCT DESCRIPTION	PRICE (IN USD)
---------	---------------------	-------------------

## Fabric Covered Tackboard

SSSHPTB48	Shape Fabric Covered Tackboard Back Panel	\$1,107
SSSHPTB60	Shape Fabric Covered Tackboard Back Panel	\$1,211
SSSHPTB72	Shape Fabric Covered Tackboard Back Panel	\$1,311

## Whiteboard Back

SSSHPW48	Shape Whiteboard Framed Back Panel	\$977
SSSHPW60	Shape Whiteboard Framed Back Panel	\$1,111
SSSHPW72	Shape Whiteboard Framed Back Panel	\$1,230

## Laminate

SSSHPLAM48	Shape Laminate Framed Privacy Panel	\$853
SSSHPLAM60	Shape Laminate Framed Privacy Panel	\$940
SSSHPLAM72	Shape Laminate Framed Privacy Panel	\$1,023

## Whiteboard & Fabric Covered Tackboard

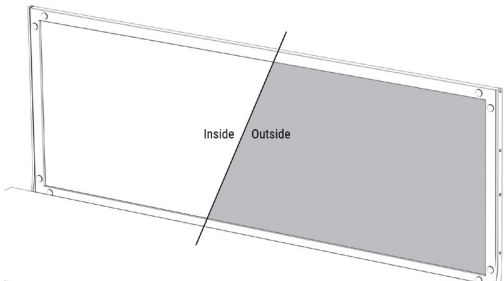
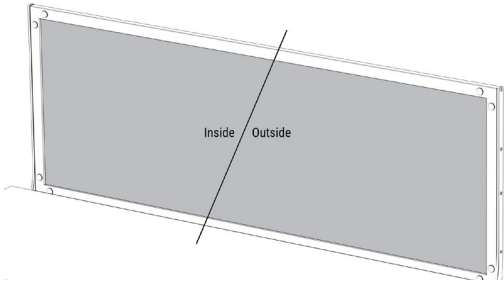
SSSHPWBF48	Shape Whiteboard + Fabric Covered Tackboard Back Panel Framed	\$1,009
SSSHPWBF60	Shape Whiteboard + Fabric Covered Tackboard Back Panel Framed	\$1,108
SSSHPWBF72	Shape Whiteboard + Fabric Covered Tackboard Back Panel Framed	\$1,209

## Whiteboard & Laminate

SSSHPWBL48	Shape Whiteboard + Laminate Framed Back Panel	\$993
SSSHPWBL60	Shape Whiteboard + Laminate Framed Back Panel	\$1,111
SSSHPWBL72	Shape Whiteboard + Laminate Framed Back Panel	\$1,230

## PET Acoustic Ezobord

SSSHPEZ02448	Shape PET Acoustic Ezobord Framed Back Panel 24x48	\$1,107
SSSHPEZ02460	Shape PET Acoustic Ezobord Framed Back Panel 24x60	\$1,211
SSSHPEZ02472	Shape PET Acoustic Ezobord Framed Back panel 24x72	\$1,311



When added to Dual Surface SHAPE, framed panels can ONLY be specified on MAIN surface

# Privacy/Modesty Panels (No Frame)

MODEL #	PRODUCT DESCRIPTION	PRICE (IN USD)
---------	---------------------	-------------------

## Acrylic Back Panel

SSSHPPP1248	Shape Acrylic Privacy panel 12x48 (Back)	\$391
SSSHPPP1260	Shape Acrylic Privacy Panel 12x60 (Back)	\$568
SSSHPPP1272	Shape Acrylic Privacy panel 12x72 (Back)	\$568
SSSHPPP2448	Shape Acrylic Privacy panel 24x48 (Back)	\$780
SSSHPPP2460	Shape Acrylic Privacy panel 24x60 (Back)	\$1,136
SSSHPPP2472	Shape Acrylic Privacy panel 24x72 (Back)	\$1,136

## PET Acoustic Ezobord Back Panel

SSSHEZOPP1248	Shape PET Acoustic Ezobord Privacy Panel 12x48 (Back)	\$295
SSSHEZOPP1260	Shape PET Acoustic Ezobord Privacy Panel 12x60 (Back)	\$341
SSSHEZOPP1272	Shape PET Acoustic Ezobord Privacy Panel 12x72 (Back)	\$364
SSSHEZOPP2448	Shape PET Acoustic Ezobord Privacy Panel 24x48 (Back)	\$400
SSSHEZOPP2460	Shape PET Acoustic Ezobord Privacy Panel 24x60 (Back)	\$495
SSSHEZOPP2472	Shape PET Acoustic Ezobord Privacy Panel 24x72 (Back)	\$539

## Laminate Back Panel

SSSHMELPP1248	Shape Laminate Privacy Panel 12x48 (Back)	\$315
SSSHMELPP1260	Shape Laminate Privacy Panel 12x60 (Back)	\$426
SSSHMELPP1272	Shape Laminate Privacy Panel 12x72 (Back)	\$434
SSSHMELPP2448	Shape Laminate Privacy Panel 24x48 (Back)	\$341
SSSHMELPP2460	Shape Laminate Privacy Panel 24x60 (Back)	\$522
SSSHMELPP2472	Shape Laminate Privacy Panel 24x72 (Back)	\$531

## Acrylic Side Panel

SSSHPPP1224	Shape Acrylic Privacy panel 12x24 (Side)	\$301
SSSHPPP1230	Shape Acrylic Privacy panel 12x30 (Side)	\$330
SSSHPPP2424	Shape Acrylic Privacy panel 24x24 (Side)	\$414
SSSHPPP2430	Shape Acrylic Privacy panel 24x30 (Side)	\$463

## PET Acoustic Ezobord Side Panel

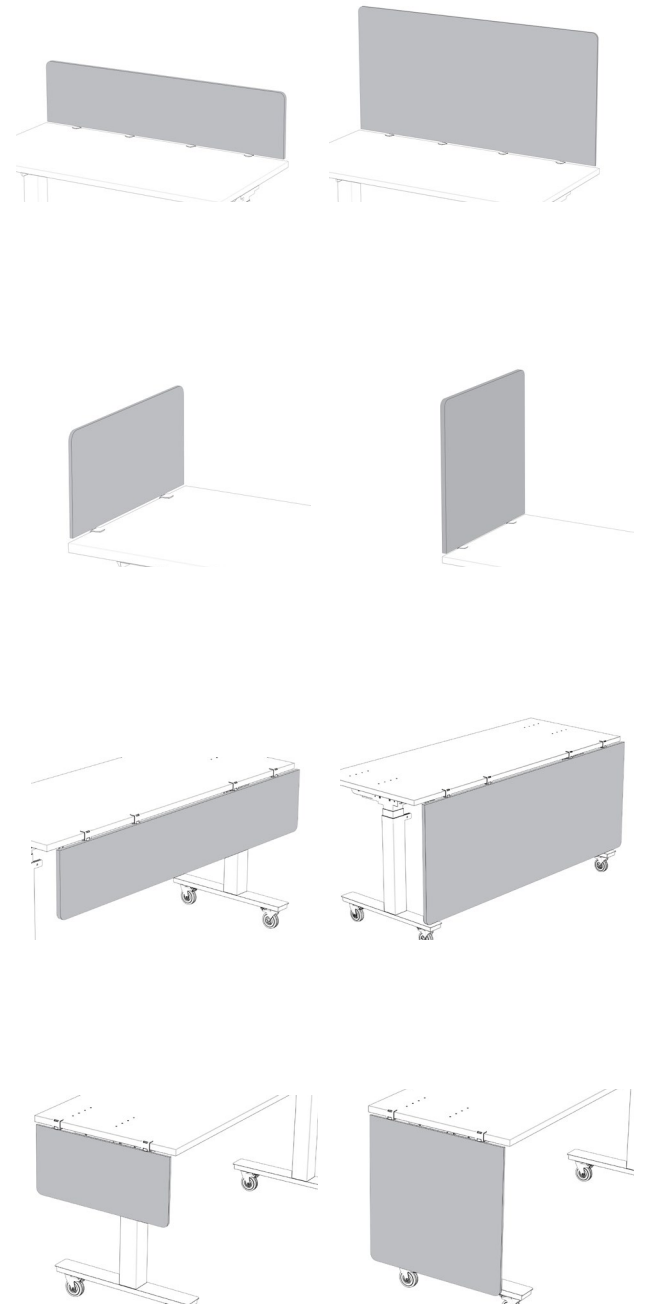
SSSHEZOPP1224	Shape PET Acoustic Ezobord End Panel 12"x24" (Side)	\$246
SSSHEZOPP1230	Shape PET Acoustic Ezobord End Panel 12"x30" (Side)	\$282
SSSHEZOPP2424	Shape PET Acoustic Ezobord End Privacy Panel 24"x24" (Side)	\$306
SSSHEZOPP2430	Shape PET Acoustic Ezobord End Privacy Panel 24"x30" (Side)	\$376

## Laminate Side Panel

SSSHMELPP1224	Shape Laminate End Panel 12"x24" (Side)	\$247
SSSHMELPP1230	Shape Laminate End Panel 12"x30" (Side)	\$282
SSSHMELPP2424	Shape Laminate End Panel 24"x24" (Side)	\$287
SSSHMELPP2430	Shape Laminate End Panel 24"x30" (Side)	\$303

24"H Panels can be modified to 18"H. Subtract 10% from List Price

Centre and Modesty Panels also available for Unify Table



Privacy panels can be flipped down to be used as a Modesty panel.



# Shape Surround Privacy Panel

3/4" High Pressure Laminate panel with 2mm PVC edge. PCV edge comes standard in White. Black or Grey are available upon request.  
Panels clip onto SHAPE station to provide Modesty and Seated Privacy

Pricing is per panel. 2 panels are required for 1 L-Shape station.

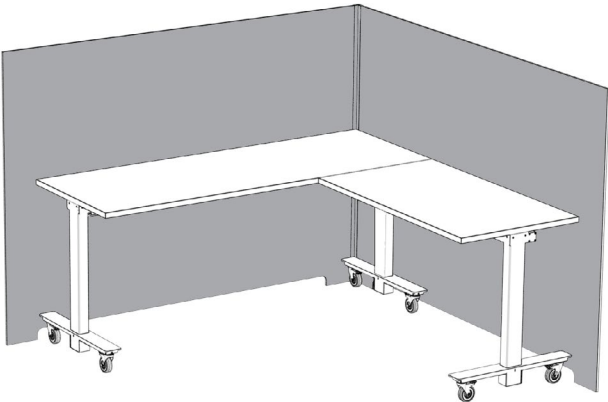
MODEL #	PRODUCT DESCRIPTION	PRICE (IN USD)
---------	---------------------	-------------------

## 24"H Surround Privacy Panel

SSSUR2424	SHAPE Surround Privacy Panel 24H 24W	\$678
SSSUR2436	SHAPE Surround Privacy Panel 24H 36W	\$764
SSSUR2448	SHAPE Surround Privacy Panel 24H 48W	\$868
SSSUR2460	SHAPE Surround Privacy Panel 24H 60W	\$883
SSSUR2472	SHAPE Surround Privacy Panel 24H 72W	\$901
SSSUR2484	SHAPE Surround Privacy Panel 24H 84W	\$953
SSSUR2496	SHAPE Surround Privacy Panel 24H 96W	\$1,001

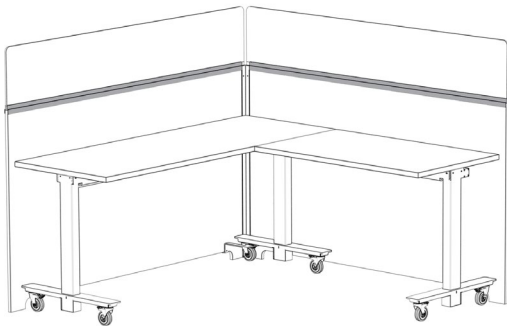
## 39"H Surround Privacy Panel

SSSUR3924	SHAPE Surround Privacy Panel 39H 24W	\$692
SSSUR3936	SHAPE Surround Privacy Panel 39H 36W	\$781
SSSUR3948	SHAPE Surround Privacy Panel 39H 48W	\$887
SSSUR3960	SHAPE Surround Privacy Panel 39H 60W	\$907
SSSUR3972	SHAPE Surround Privacy Panel 39H 72W	\$933
SSSUR3984	SHAPE Surround Privacy Panel 39H 84W	\$986
SSSUR3996	SHAPE Surround Privacy Panel 39H 96W	\$1,032



## 50"H Surround Privacy Panel

SSSUR5024	SHAPE Surround Privacy Panel 50H 24W	\$751
SSSUR5036	SHAPE Surround Privacy Panel 50H 36W	\$834
SSSUR5048	SHAPE Surround Privacy Panel 50H 48W	\$940
SSSUR5060	SHAPE Surround Privacy Panel 50H 60W	\$964
SSSUR5072	SHAPE Surround Privacy Panel 50H 72W	\$996
SSSUR5084	SHAPE Surround Privacy Panel 50H 84W	\$1,048
SSSUR5096	SHAPE Surround Privacy Panel 50H 96W	\$1,096



## 60"H Surround Privacy Panel

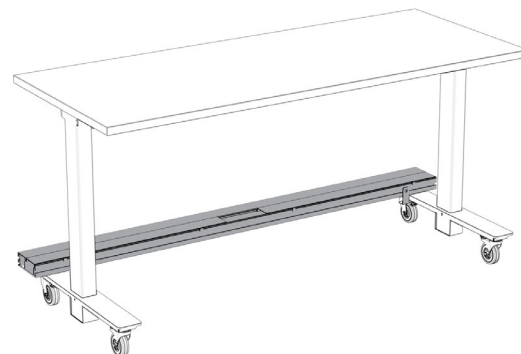
SSSUR6024	SHAPE Surround Privacy Panel 60H 24W	\$852
SSSUR6036	SHAPE Surround Privacy Panel 60H 36W	\$941
SSSUR6048	SHAPE Surround Privacy Panel 60H 48W	\$1,045
SSSUR6060	SHAPE Surround Privacy Panel 60H 60W	\$1,115
SSSUR6072	SHAPE Surround Privacy Panel 60H 72W	\$1,188
SSSUR6084	SHAPE Surround Privacy Panel 60H 84W	\$1,240
SSSUR6096	SHAPE Surround Privacy Panel 60H 96W	\$1,290

# Shape Electrical Accessories

MODEL #	PRODUCT DESCRIPTION	PRICE (IN USD)
SSSHPDT48	Shape Power Data Trough	\$404
SSSHPDT60	Shape Power Data Trough	\$463
SSSHPDT72	Shape Power Data Trough	\$535

Allows for data and electrical to be run between multiple stations. Additionally allow for hardwire electrical options.

- Clear anodized aluminum frame
- Plastic removable end caps on both ends



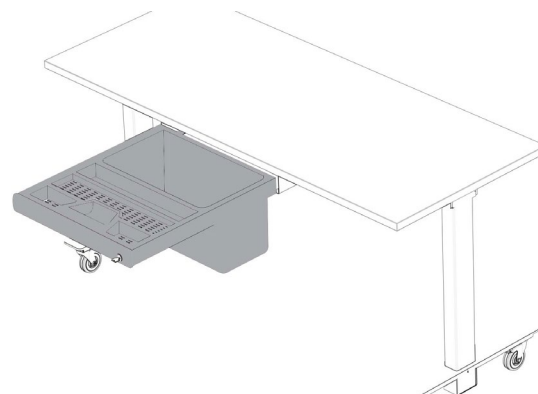
SSSHPBAT	Shape Battery UL6	\$383
----------	-------------------	-------

The BA001 is a high-performance lithium-Ion battery with a capacity of 2.15 Ah. The battery box features LED light bars indicating capacity level and audio alarm when it needs to be charged. The BA001 is a very compact unit that comes standard with a mounting bracket for easy exchange of the battery.

At full charge with a 1/2 load weight ( 125lbs) on the worksurface the battery will move the Shape worksurface all the way up and down aprox. 35 times.

## Pelican Drawer (Open Market)

SWPD0011-FR-NLD	Pelican drawer c/w File Rods, No Lid	\$394
SWPD0011-NFR-LD	Pelican drawer no File Rods, c/w Lid and key	\$492



\*Additional costs when sold in Canada. Add 4% to price.

# Foresight Overview



## 1. Mobile Storage

Complete line of mobile pedestals, storage towers, and lateral files available.

## 2. Privacy Panel

Panels can be added to center or side of stations for increased privacy. Panels can be mounted above the surface for increased privacy or moved below for collaboration. Various materials available.

## 3. Worksurface

Standard depth is 30" in a single or 24" in a double configuration. Standard lengths are 48", 60", 72" or 96". Work surfaces can be individually leveled to create a straight line when stations are grouped.

## 4. Accessories

Height-adjustable keyboard arms and trays and clamp-on monitor arms available for add-on.

Monitor arms can be fastened in two ways:

- 1) Mounting bracket that fastens into the centre trough. Cut out is required however you can leave the monitor arm on when you fold the surface
- 2) Use a mounting clamp. There is no cut out needed but the monitor arm must be removed before you fold the work surface

## 5. Castor Cover

Hide casters when station is in use.

## 6. Power and Data

Option to add detachable power bar that provides six electrical outlets and four USB outlets of surface power. Separate power/data trough to handle Swiftspace Plug & Play Power System and up to 40 data cables.

## 7. Visual Privacy

The mounting frame for center storage can be left open to allow for visual access to the other side. Can be filled with frosted acrylic, laminate, whiteboard, tackboard or PET Acoustic Ezobord to increase privacy.

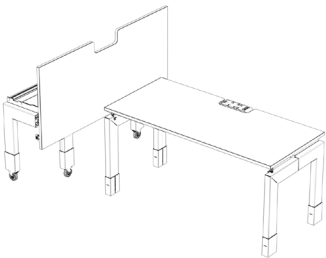
## 8. Accessory Rail

For mounting shelves, paper slots, and binder storage.

## 9. Attached Storage

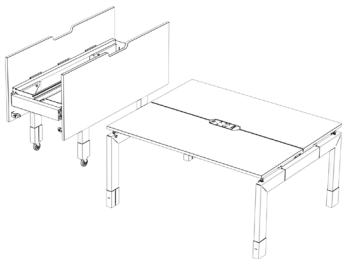
Center and end storage is available as shared cubbies or full bins. Can be open, with dividers or with locking doors.

# Foresight 2448, 2460, 2472, 2496



MODEL #	PRODUCT DESCRIPTION	OPEN FOOTPRINT (LEFT x RIGHT)	CLOSED FOOTPRINT (DEEP x WIDE)	OPEN WORK SURFACE (HIGH x DEEP)	HEIGHT (IN INCHES)	WEIGHT (IN LBS)	PRICE (IN USD)
SSFSL2448	Foresight Single Bench 24x48	30" x 48"	16" x 48"	30" x 48"	29"	95 lbs	\$3,468
SSFSL2460	Foresight Single Bench 24x60	30" x 60"	16" x 60"	30" x 60"	29"	100 lbs	\$3,612
SSFSL2472	Foresight Single Bench 24x72	30" x 72"	16" x 72"	30" x 72"	29"	110 lbs	\$3,781
SSFSL2496	Foresight Single Bench 24x96	30" x 96"	16" x 96"	30" x 96"	29"	125 lbs	\$4,456

# Foresight 4848, 4860, 4872, 4896



MODEL #	PRODUCT DESCRIPTION	OPEN FOOTPRINT (LEFT x RIGHT)	CLOSED FOOTPRINT (DEEP x WIDE)	OPEN WORK SURFACE (HIGH x DEEP)	HEIGHT (IN INCHES)	WEIGHT (IN LBS)	PRICE (IN USD)
SSFSL4848	Foresight Double Bench 48x48	54" x 48"	25.5" x 48"	24" x 48"	29"	165 lbs	\$4,356
SSFSL4860	Foresight Double Bench 48x60	54" x 60"	25.5" x 60"	24" x 60"	29"	170 lbs	\$4,553
SSFSL4872	Foresight Double Bench 48x72	54" x 72"	25.5" x 72"	24" x 72"	29"	195 lbs	\$4,789
SSFSL4896	Foresight Double Bench 48x96	54" x 96"	25.5" x 96"	24" x 96"	29"	205 lbs	\$5,777

SSADA 12" ADA Rounded Surface \$276

Price is PER surface. Double Foresight will require two surfaces. ADA surfaces increase overall footprint by 16".

SSPB	Power Bar Tripp-Lite Power Bar/Suppressor with 6 outlets, 4 USB A charging ports and 15ft power cord. Combination AC circuit breaker and 2 position on/off. Power bar connects to the centre bar of the station.	\$183
------	---	-------

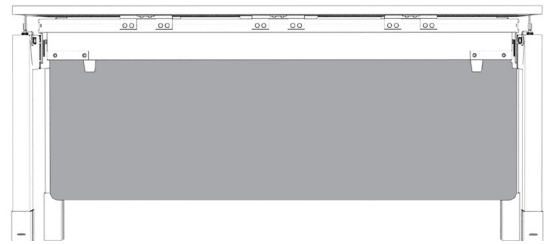
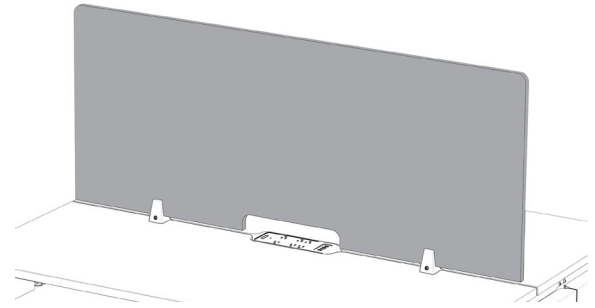
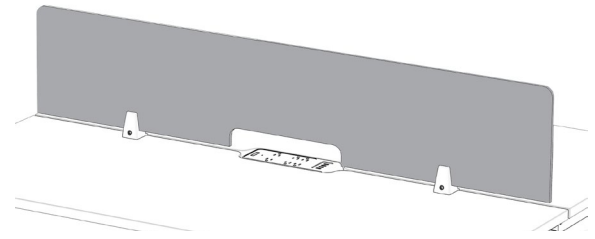


Stations come with Platinum Silver Base or White as standard

\*Additional Costs when sold in Canada. Add 4% to price.

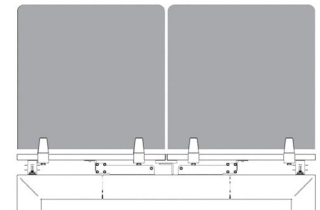
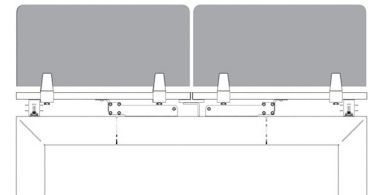
# Centre/Side Privacy & Modesty Panels

MODEL #	PRODUCT DESCRIPTION	PRICE (IN USD)
SSFMPA1244	Foresight Acrylic Center Panel (12x48)	\$512
SSFMPA1256	Foresight Acrylic Center Panel (12x60)	\$512
SSFMPA1268	Foresight Acrylic Center Panel (12x72)	\$554
SSFMPA1292	Foresight Acrylic Center Panel (12x96)	\$680
SSFMPA2444	Foresight Acrylic Center Panel (24x48)	\$986
SSFMPA2456	Foresight Acrylic Center Panel (24x60)	\$986
SSFMPA2468	Foresight Acrylic Center Panel (24x72)	\$1,021
SSFMPA2492	Foresight Acrylic Center Panel (24x96)	\$1,070
SSFCEZ01244	Foresight PET Acoustic Ezobord Center Panel (12"x48")	\$556
SSFCEZ01256	Foresight PET Acoustic Ezobord Center Panel (12"x60")	\$556
SSFCEZ01268	Foresight PET Acoustic Ezobord Center Panel (12"x72")	\$685
SSFCEZ01292	Foresight PET Acoustic Ezobord Center Panel (12"x96")	\$831
SSFCEZ02444	Foresight PET Acoustic Ezobord Center Panel (24"x48")	\$888
SSFCEZ02456	Foresight PET Acoustic Ezobord Center Panel (24"x60")	\$888
SSFCEZ02468	Foresight PET Acoustic Ezobord Center Panel (24"x72")	\$1,016
SSFCEZ02492	Foresight PET Acoustic Ezobord Center Panel (24"x96")	\$1,246
SSFCMEL1248	Foresight Laminate Centre Panel (12" x 48")	\$315
SSFCMEL1260	Foresight Laminate Centre Panel (12" x 60")	\$426
SSFCMEL1272	Foresight Laminate Centre Panel (12" x 72")	\$434
SSFCMEL1296	Foresight Laminate Centre Panel (12" x 96")	\$451
SSFCMEL2448	Foresight Laminate Centre Panel (24" x 48")	\$341
SSFCMEL2460	Foresight Laminate Centre Panel (24" x 60")	\$522
SSFCMEL2472	Foresight Laminate Centre Panel (24" x 72")	\$531
SSFCMEL2496	Foresight Laminate Centre Panel (24" x 96")	\$553



If you want to be able to mount the upper privacy underneath as a modesty, please specify on order so brackets can be added.

MODEL #	PRODUCT DESCRIPTION	PRICE (IN USD)
SSFEP1224	End Privacy Panel in Acrylic 12"x24"	\$234
SSFEP2424	End Privacy Panel in Acrylic 24"x24"	\$297
SSFEP1230	End Privacy Panel in Acrylic 12"x30"	\$334
SSFEP2430	End Privacy Panel in Acrylic 24"x30"	\$454
SSFEEZ01224	Foresight PET Acoustic Ezobord End Privacy Panel 12"x24"	\$352
SSFEEZ01230	Foresight PET Acoustic Ezobord End Privacy Panel 12x30	\$396
SSFEEZ02424	Foresight PET Acoustic Ezobord End Privacy Panel 24"x24"	\$470
SSFEEZ02430	Foresight PET Acoustic Ezobord End Privacy Panel 24x30	\$525
SSFEMEL1224	End Privacy Panel in Laminate 12"x24"	\$351
SSFEMEL1230	End Privacy Panel in Laminate 12" 30"	\$408
SSFEMEL2424	End Privacy Panel in Laminate 24"x24"	\$491
SSFEMEL2430	End Privacy Panel in Laminate 24" 30"	\$596



All privacy panels (centre, middle and end privacy) are attached using a bracket that allows the panel to be adjusted via thumb screw. Due to folding legs, End and Middle panels need to be slid out and removed in order to close/fold the station.

The End Privacy and Worksurface brackets are mounted with thumbscrews. To make the work-area more collaborative they can be removed or moved from above to below the worksurface.

\*Additional Costs when sold in Canada. Add 4% to price.

For fabric panel choices go to [www.swiftspaceinc.com/design/](http://www.swiftspaceinc.com/design/) visit the CFStinson portal and click on 'Panel'

# Centre Mounting Frame

## 12" Centre Mounting Frame and Inserts + Transaction Top

MODEL #	PRODUCT DESCRIPTION	PRICE (IN USD)
<b>2448 &amp; 4848 FORESIGHT</b>		
SSFCMOP1244	44" Mounting Frame Open Below for 48" Foresight	\$460
SSFCMIA1244	44" Mounting frame with Semi Clear Poly Insert for 48" Foresight	\$515
SSFCMIL1244	44" Mounting frame with laminate inserts for 48" Foresight	\$548
SSFCMWB1244	44" Mounting Frame with Whiteboard Insert	\$679
SSFCMITB1244	44" Mounting frame with fabric covered tackboard inserts for 48" Foresight	\$914
SSFCEZOIP1244	Foresight 44" Mounting Frame with PET Acoustic Ezobord Insert	\$927
SSFSACR40	40" Accessory Rail for 48" Foresight need to add in open frame	\$532
SSFTRT1644	Transaction Top for 48" Station	\$691

## 2460 & 4860 FORESIGHT

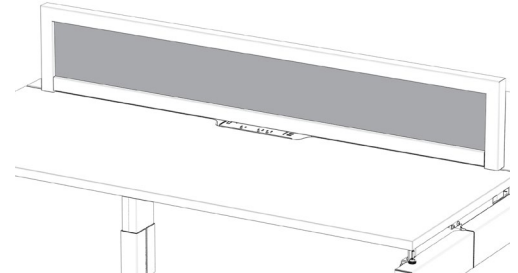
SSFCMOP1256	56" Mounting Frame open below for 60" Foresight	\$474
SSFCMIA1256	56" Mounting frame with Semi Clear Poly inserts for 60" Foresight	\$541
SSFCMIL1256	56" Mounting frame with Laminate inserts for 60" Foresight	\$572
SSFCMWB1256	56" Mounting Frame with Whiteboard Insert	\$638
SSFCMITB1256	56" Mounting frame with Fabric Covered Tackboard inserts for 60" Foresight	\$1,057
SSFCEZOIP1256	Foresight 56" Mounting Frame with PET Acoustic Ezobord Insert	\$1,005
SSFSACR52	52" Accessory Rail - 60" Foresight need to add in open frame	\$681
SSFTRT1656	Transaction Top for 60" station	\$691

## 2472 & 4872 FORESIGHT

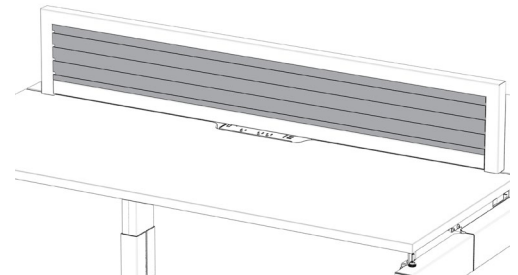
SSFCMOP1268	68" Mounting Frame open below for 72" Foresight	\$524
SSFCMIA1268	68" Mounting frame with Semi Clear Poly inserts for 72" Foresight	\$592
SSFCMIL1268	68" Mounting frame with Laminate inserts for 72" Foresight	\$622
SSFCMWB1268	68" Mounting Frame with Whiteboard Insert	\$688
SSFCMITB1268	68" Mounting frame with Fabric Covered Tackboard inserts For 72" Foresight	\$1,175
SSFCEZOIP1268	Foresight 68" Mounting Frame with PET Acoustic Ezobord Insert	\$1,184
SSFSACR64	64" Accessory Rail - 72" Foresight need to add in open frame	\$782
SSFTRT1666	Transaction Top for 72" station	\$691

## 2496 & 4896 FORESIGHT

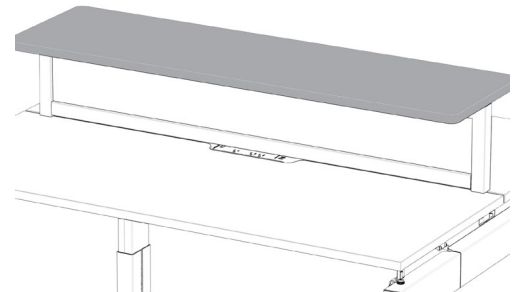
SSFCMOP1292	92" Mounting Frame open below for 96" Foresight	\$625
SSFCMIA1292	92" Mounting frame with Semi Clear Poly inserts for 96" Foresight	\$691
SSFCMIL1292	92" Mounting frame with laminate inserts for 96" Foresight	\$725
SSFCMWB1292	92" Mounting Frame with Whiteboard Insert for 96" Foresight	\$791
SSFCMITB1292	92" Mounting frame with fabric covered tackboard inserts for 96" Foresight	\$1,413
SSFCEZOIP1292	Foresight 92" Mounting Frame with PET Acoustic Ezobord Insert	\$1,430
SSFSACR88	88" Accessory Rail - 96" - Foresight need to add in open frame	\$864
SSFTRT1692	Transaction Top for 96" station	\$691



Laminate/Fabric,PET insert



Accessory Rail



Transaction Top

\*Additional Costs when sold in Canada. Add 4% to price.

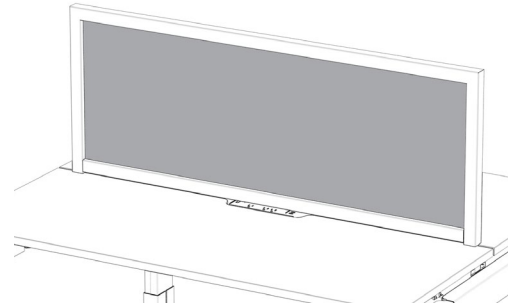
For fabric panel choices go to [www.swiftspaceinc.com/design/](http://www.swiftspaceinc.com/design/) visit the CFStinson portal and click on 'Panel'



# Centre Mounting Frame

## 24" Centre Mounting Frame and Inserts + Transaction Top

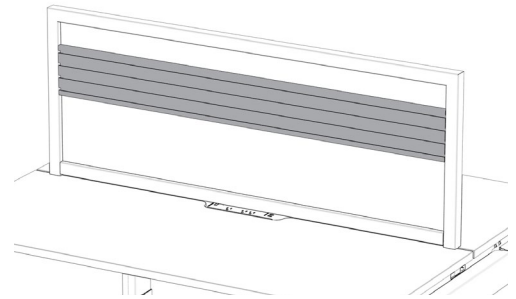
MODEL #	PRODUCT DESCRIPTION	PRICE (IN USD)
<b>2448 &amp; 4848 FORESIGHT</b>		
SSFCMOP2444	44" Mounting Frame open Below for 48" Foresight	\$451
SSFCMIA2444	44" Mounting Frame with Semi Clear Poly Insert for 48" Foresight	\$474
SSFCMIL2444	44" Mounting Frame with Laminate Insert for 48" Foresight	\$663
SSFCMWB2444	44" Mounting Frame with Whiteboard Insert for 48" Foresight	\$795
SSFCMITB2444	44" Mounting Frame with Fabric Covered Tackboard Insert for 48" Foresight	\$1,436
SSFCEZOIP2444	44" Mounting Frame with PET Acoustic Ezobord for 48" Foresight	\$1,281
SSFSACR40	40" Accessory Rail for 48" Foresight need to add in open frame	\$532
SSFTRT1644	Transaction Top for 48" Station	\$691



Laminate/Fabric, PET insert

## 2460 & 4860 FORESIGHT

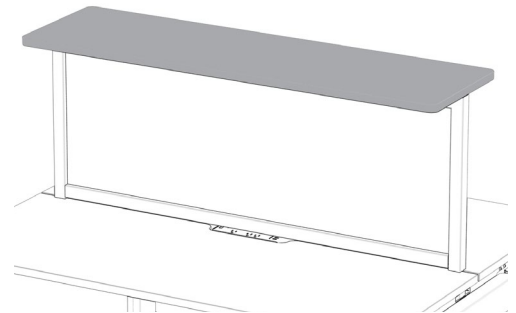
SSFCMOP2456	56" Mounting Frame open below for 60" Foresight	\$524
SSFCMIA2456	56" Mounting Frame with Semi Clear Poly Insert for 60" Foresight	\$656
SSFCMIL2456	56" Mounting Frame with Laminate Insert for 60" Foresight	\$723
SSFCMWB2456	56" Mounting Frame with Whiteboard Insert for 60" Foresight	\$853
SSFCMITB2456	56" Mounting Frame with Fabric Covered Tackboard Insert for 60" Foresight	\$1,482
SSFCEZOIP2456	56" Mounting Frame with PET Acoustic Ezobord for 60" Foresight	\$1,387
SSFSACR52	52" Accessory Rail - 60" Foresight need to add in open frame	\$681
SSFTRT1656	Transaction Top for 60" station	\$691



Accessory Rail

## 2472 & 4872 FORESIGHT

SSFCMOP2468	68" Mounting Frame open below for 72" Foresight	\$575
SSFCMIA2468	68" Mounting Frame with Semi Clear Poly Insert for 72" Foresight	\$707
SSFCMIL2468	68" Mounting Frame with Laminate Insert for 72" Foresight	\$773
SSFCMWB2468	68" Mounting Frame with Whiteboard Insert for 72" Foresight	\$904
SSFCMITB2468	68" Mounting Frame with Fabric Covered Tackboard Insert for 72" Foresight	\$1,696
SSFCEZOIP2468	68" Mounting Frame with PET Acoustic Ezobord for 72" Foresight	\$1,566
SSFSACR64	64" Accessory Rail - 72" Foresight need to add in open frame	\$782
SSFTRT1666	Transaction Top for 72" station	\$691



Transaction Top

## 2496 & 4896 FORESIGHT

SSFCMOP2492	92" Mounting Frame open below for 96" Foresight	\$675
SSFCMIA2492	92" Mounting Frame with Semi Clear Poly Insert for 96" Foresight	\$808
SSFCMIL2492	92" Mounting Frame with Laminate Inserts for 96" Foresight	\$874
SSFCMWB2492	92" Mounting Frame with Whiteboard Insert	\$1,004
SSFCMITB2492	92" Mounting Frame with Fabric Covered Tackboard Insert for 96" Foresight	\$2,164
SSFCEZOIP2492	92" Mounting Frame with PET Acoustic Ezobord for 96" Foresight	\$1,896
SSFSACR88	88" Accessory Rail - 96" - Foresight need to add in open frame	\$864
SSFTRT1692	Transaction Top for 96" station	\$691

\*Additional Costs when sold in Canada. Add 4% to price.

For fabric panel choices go to [www.swiftspaceinc.com/design/](http://www.swiftspaceinc.com/design/) visit the CFStinson portal and click on 'Panel'

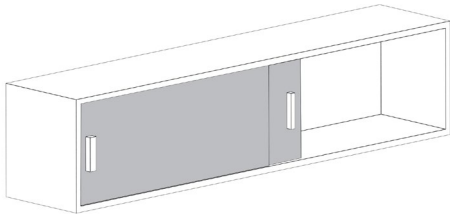
# Centre Mount Cabinets

## Attached Storage: Cubbies and Storage

FORESIGHT comes with a number of solutions for personal or shared storage whether it be paper, files, binders, or your own personal effects. The centre-mounted storage comes installed on the double station and remains in place even when it is closed. Single Foresight storage come ready to be wall mounted. Cubbies and Bins mount on the bench using an aluminum frame which is raised 12" off the centre beam. The opening can be left open, or filled with an Acrylic, Laminate, Whiteboard, PET or fabric covered tackboard inserts.

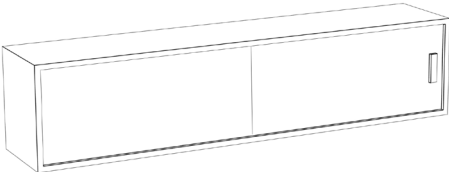
### Single FORESIGHT Wall Mount (must be mounted to a wall)

MODEL #	PRODUCT DESCRIPTION	PRICE (IN USD)
SSFWMSBDD1448	Laminate Wall Mounted Storage Bin with Doors Sliding Doors, Locks, Centre Divider and Handle Depth 12"D x 14"H x 48"W	\$2,502
SSFWMSBDD1460	Laminate Wall Mounted Storage Bin with Doors Sliding Doors, Locks, Centre Divider and Handle Depth 12"D x 14"H x 60"W	\$2,647
SSFWMSBDD1472	Laminate Wall Mounted Storage Bin with Doors Sliding Doors, Locks, Center divider and Handle Depth 12"D x 14"H x 72"W	\$2,794



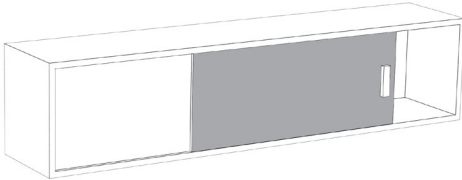
### Double FORESIGHT Centre Mount (ships attached to the station)

SSFCMSBDD1448	Laminate Centre Storage Bin with Doors Sliding doors, Locks, Centre Divider and Handles Depth 12"D x 14"H x 48"W	\$2,087
SSFCMSBDD1460	Laminate Centre Storage Bin with Doors Sliding doors, Locks, Centre divider and Handles Depth 12"D x 14"H x 60"W	\$2,355
SSFCMSBDD1472	Laminate Centre Storage Bin with Doors Sliding doors, Locks, Centre divider and Handles Depth 12"D x 14"H x 72"W	\$2,502



SSFCMSBDD1460 Closed

Each side has access to half the cabinet eg. A 60"W Centre Mount Cabinet will have ONE 30"W x 12"D opening PER side.



SSFCMSBDD1460 Partially Open

The cases come assembled and are constructed using high pressure laminate with an 11/16" particle board finished to 3/4" thick. Edging is 1mm PVC. The cabinets are available in any of the standard Swiftspace laminates. Custom laminates are available upon request. Custom laminate requests may affect price and lead-times.

SSUCTL	Under Cabinet/Shelf Task Light 17" long under cabinet light with 6.6W LED light Light connects to the centre bar of the station	\$596
--------	---	-------



# End Cabinets

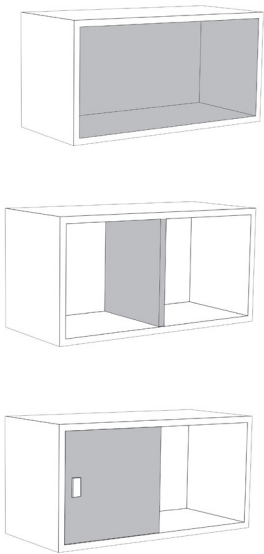
## End Storage Bins

End Storage Bins can be either hung off the end of the end of the legs or mounted on top of the legs depending on if the intention is to use them as privacy between two stations. The leg-hung storage components and shelf can be easily removed and re-hung on the legs after they have been closed.

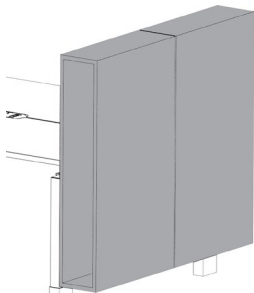
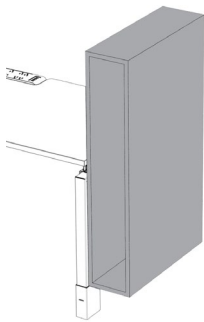
## End Storage Bin Dimensions

End Storage Bins are 12" in depth per side and are 27" W x 14" high. They are constructed out of the same materials as the Centre Storage Bins and Cubbies.

MODEL #	PRODUCT DESCRIPTION	PRICE (IN USD)
SSFLHUS1427	Upper Mounted End Cabinet Open Box (Laminate) 27"W x 14"H x 12"D	\$1,119
SSFLHLS1427	Low Hung End Cabinet Open Box (Laminate) 27"W x 14"H x 12"D	\$680
SSFLHUSD1427	Upper Mounted End Cabinet with Divider (Laminate) 27"W x 14"H x 12"D	\$1,183
SSFLHLSD1427	Low Hung End Cabinet with Divider (Laminate) 27"W x 14"H x 12"D	\$745
SSFLHUSSS1427	Upper Mounted End Cabinet with Divider, Door Handles, and Lock (Laminate) 27"W x 14"H x 12"D	\$1,582
SSFLHLSSS1427	Low Hung End Cabinet with Divider, Door Handles, and Lock (Laminate) 27"W x 14"H x 12"D	\$1,147
SSFLHPS4124	Single-sided Coat Cabinet	\$1,213



- Mounted End Cabinets can be adjusted via thumbscrew to face inwards or outwards
- Due to folding legs, End cabinets must be removed in order to fold the station



*\*Use 2 for a double FORESIGHT  
Overall depth is 24" allowing  
electrical + data to pass behind  
the cabinet.*

\*Additional cost added when sold in Canada



## 1. Mobile Storage

Complete line of mobile pedestals, storage towers, and lateral files available.

## 2. Visual Privacy

Panels can be added to center or side of stations for increased privacy and acoustics. Panels can be mounted above the surface for increased privacy or moved below for collaboration <https://vimeo.com/302339705>  
Various materials available.

## 3. Worksurface

Standard depths are 24", 36" or 42". Standard lengths are 48", 60", 72" or 96". Surface shapes can be rectangular, oval or peninsula. Surfaces flip for easy storage.

## 4. Power and Data

Can be ordered with one detachable power bar that provides four electrical outlets and two USB outlets of surface power. The powerbar can be plugged into any regular electrical outlet to give 15 amps of power. Separate compartment for running up to 40 data cables. Underneath the surface is a raceway for the data cables and our Trac4 power system if additional power is required.

## 5. Accessories

Height-adjustable keyboard arms and trays and clamp on monitor arms available.

Stations can be ordered without the FlipTop. Deducted \$400 List.  
Please note, stations without a fliptop must be less than 30" to fit through doorways.

Tables can be ordered with glides instead of castors at no additional cost.

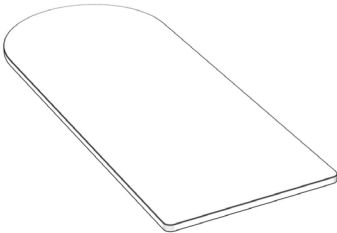


Wheelchair height of 32" can be specified. Add 5% to List price of base



MODEL #	PRODUCT DESCRIPTION	COLUMN DIAMETER	BASE DIAMETER	RECOMMENDED TOP DEPTH	BASE SPREAD	WEIGHT (IN LBS)	PRICE (IN USD)
SS7722	Swiftspace Flip Top Base 22" Spread	2"	2"	24"-29"	22"	11 lbs	\$1,216
SS7726	Swiftspace Flip Top Base 26" Spread	2"	2"	30"-36"	26"	12 lbs	\$1,216
SS5154	Swiftspace C-Base 21-3/4" Spread	2.25"	2.25"	24"-29"	21.75"	11 lbs	\$1,216
SS5158	Swiftspace C-Base 26-3/4" Spread	2.25"	2.25"	30"-36"	21.75"	11 lbs	\$1,216


## Mobile Table Tops

MODEL #	PRODUCT DESCRIPTION	SIZE (IN INCHES)	SURFACE	PRICE (IN USD)
SS2448SQ	24 x 48 Rectangular Table Top	24" x 48"	L or P or W	\$666
SS2460SQ	24 x 60 Rectangular Table Top	24" x 60"	L or P or W	\$729
SS2472SQ	24 x 72 Rectangular Table Top	24" x 72"	L or P or W	\$792
SS3048SQ	30 x 48 Rectangular Table Top	30" x 48"	L or P or W	\$729
SS3060SQ	30 x 60 Rectangular Table Top	30" x 60"	L or P or W	\$806
SS3072SQ	30 x 72 Rectangular Table Top	30" x 72"	L or P or W	\$887
SS3648SQ	36 x 48 Rectangular Table Top	36" x 48"	L or P or W	\$792
SS3660SQ	36 x 60 Rectangular Table Top	36" x 48"	L or P or W	\$887
SS3672SQ	36 x 72 Rectangular Table Top	36" x 72"	L or P or W	\$977
SS2448OV	24 x 48 Oval Table Top	24" x 48"	L or P or W	\$676
SS2460OV	24 x 60 Oval Table Top	24" x 60"	L or P or W	\$739
SS2472OV	24 x 72 Oval Table Top	24" x 72"	L or P or W	\$806
SS3048OV	30 x 48 Oval Table Top	30" x 48"	L or P or W	\$744
SS3060OV	30 x 60 Oval Table Top	30" x 60"	L or P or W	\$833
SS3072OV	30 x 72 Oval Table Top	30" x 72"	L or P or W	\$916
SS3648OV	36 x 48 Oval Table Top	36" x 48"	L or P or W	\$812
SS3660OV	36 x 60 Oval Table Top	36" x 60"	L or P or W	\$914
SS3672OV	36 x 72 Oval Table Top	36" x 72"	L or P or W	\$1,016
SS2448PEN	24 x 48 Peninsula Table Top	24" x 48"	L or P or W	\$676
SS2460PEN	24 x 60 Peninsula Table Top	24" x 60"	L or P or W	\$739
SS2472PEN	24 x 72 Peninsula Table Top	24" x 72"	L or P or W	\$806
SS3048PEN	30 x 48 Peninsula Table Top	30" x 48"	L or P or W	\$744
SS3060PEN	30 x 60 Peninsula Table Top	30" x 60"	L or P or W	\$833
SS3072PEN	30 x 72 Peninsula Table Top	30" x 72"	L or P or W	\$916
SS3648PEN	36 x 48 Peninsula Table Top	36" x 48"	L or P or W	\$812
SS3660PEN	36 x 60 Peninsula Table Top	36" x 60"	L or P or W	\$916
SS3672PEN	36 x 72 Peninsula Table Top	36" x 72"	L or P or W	\$1,016



\*Additional Costs when sold in Canada. Add 4% to price.

# Solo Overview



## 1. Accessory Rail

For mounting monitors, shelves, paper slots, and binder storage.

## 2. Worksurface

Standard depth is 24"  
Standard lengths are 34", 48", 54", 66", or 90"  
Custom lengths available  
height-adjustable worksurfaces can be added.

## 3. Power and Data

Option to add power bar with 15 ft power cord for flexible connection to wall, floor or other stations.  
For longer runs, a 4-circuit 80 amp quick connect/disconnect power system can be added  
Separate compartment for running up to 40 data cables.

## 5. Mobile Storage

Complete line of mobile pedestals, storage towers, and lateral files available.

## 4. Visual Privacy

Semi-clear poly comes standard. High-pressure laminate, whiteboard, printed acrylic, sound-dampening material or fabric-covered tackboards are also available for upper panels.

## 6. Accessories

Height-adjustable keyboard arms and trays available for add-on

## 7. Corner and Castor Covers

Corner covers come standard  
Castor covers available as add-on options.

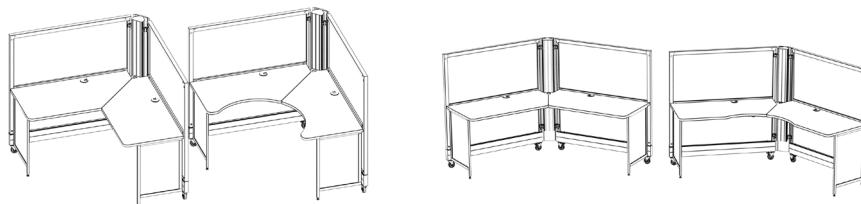
## 8. Wall Height

Standard heights are 29", 41", 52", or 66"  
Panel extenders can be added for increased height, various material options available for panel extenders.

## 9. Mobility Lock

Stations can be fixed in place using a castor lock or linking plate to link to next station. Locks can only be removed with a screwdriver. Option for tamper-proof screws. (Stations can also be ordered with adjustable glides instead of castors at no additional charge.)

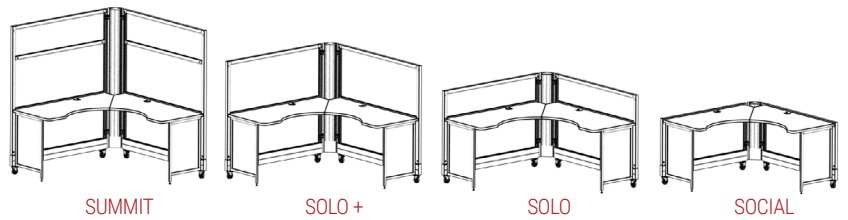
Locking Bracket available to prevent caster locking tab from becoming disengaged. Available upon request at no additional cost. 2 locks/station.



\*Cockpit can be removed to provide a straight surface on both sides at no additional cost.



## 4x4 L-Shaped



MODEL #	PRODUCT DESCRIPTION	OPEN FOOTPRINT (LEFT x RIGHT)	CLOSED FOOTPRINT (DEEP x WIDE)	OPEN WORK SURFACE (HIGH x DEEP)	HEIGHT (IN INCHES)	WEIGHT (IN LBS)	PRICE (IN USD)
SS90D6648L6648R	Summit 90 Degree 4x4 L-Shaped station	54.5" x 54.5"	10" Deep x 48" Wide	29" High - 24" Deep	66"	185 lbs	\$7,615
SS120D6648L6648R	Summit 120 Degree 4x4 L-Shaped station	45" Deep x 91" Wide	10" Deep x 48" Wide	29" High - 24" Deep	66"	185 lbs	\$7,615
SS90D5248L5248R	Solo+ 90 Degree 4x4 L-Shaped station	54.5" x 54.5"	10" Deep x 48" Wide	29" High - 24" Deep	52"	165 lbs	\$5,756
SS120D5248L5248R	Solo+ 120 Degree 4x4 L-Shaped station	45" Deep x 91" Wide	10" Deep x 48" Wide	29" High - 24" Deep	52"	165 lbs	\$5,756
SS90D4148L4148R	Solo 90 Degree 4x4 L-Shaped station	54.5" x 54.5"	10" Deep x 48" Wide	29" High - 24" Deep	41"	140 lbs	\$5,588
SS120D4148L4148R	Solo 120 Degree 4x4 L-Shaped station	45" Deep x 91" Wide	10" Deep x 48" Wide	29" High - 24" Deep	41"	140 lbs	\$5,588
SS90D2948L2948R	Social 90 Degree 4x4 L-Shaped station	54.5" x 54.5"	10" Deep x 48" Wide	29" High - 24" Deep	29"	135 lbs	\$4,468
SS120D2948L2948R	Social 120 degree 4x4 L-Shaped station	45" Deep x 91" Wide	10" Deep x 48" Wide	29" High - 24" Deep	29"	135 lbs	\$4,469

## 5x5 L-Shaped

MODEL #	PRODUCT DESCRIPTION	OPEN FOOTPRINT (LEFT x RIGHT)	CLOSED FOOTPRINT (DEEP x WIDE)	OPEN WORK SURFACE (HIGH x DEEP)	HEIGHT (IN INCHES)	WEIGHT (IN LBS)	PRICE (IN USD)
SS90D6654L6654R	Summit 90 Degree 5x5 L-Shaped station	60" x 60"	10" Deep x 54" Wide	29" High - 24" Deep	66"	215 lbs	\$7,996
SS120D6654L6654R	Summit 120 Degree 5x5 L-Shaped Station	49" Deep x 102" Wide	10" Deep x 54" Wide	29" High - 24" Deep	66"	215 lbs	\$7,996
SS90D5254L5254R	Solo+ 90 Degree 5x5 L-Shaped station	60" x 60"	10" Deep x 54" Wide	29" High - 27" Deep	52"	190 lbs	\$6,043
SS120D5254L5254R	Solo+ 120 Degree 5x5 L-Shaped Station	49" Deep x 102" Wide	10" Deep x 54" Wide	29" High - 24" Deep	52"	190 lbs	\$6,043
SS90D4154L4154R	Solo 90 Degree 5x5 L-Shaped station	60" x 60"	10" Deep x 54" Wide	29" High - 27" Deep	41"	155 lbs	\$5,794
SS120D4154L4154R	Solo 120 Degree 5x5 L-Shaped Station	49" Deep x 102" Wide	10" Deep x 54" Wide	29" High - 24" Deep	41"	155 lbs	\$5,794
SS90D2954L2954R	Social 90 Degree 5x5 L-Shaped station	60" x 60"	10" Deep x 54" Wide	29" High - 24" Deep	29"	145 lbs	\$4,693
SS120D2954L2954R	Social 120 Degree 5x5 L-Shaped Station	49" Deep x 102" Wide	10" Deep x 54" Wide	29" High - 24" Deep	29"	145 lbs	\$4,693

## 6x6 L-Shaped

MODEL #	PRODUCT DESCRIPTION	OPEN FOOTPRINT (LEFT x RIGHT)	CLOSED FOOTPRINT (DEEP x WIDE)	OPEN WORK SURFACE (HIGH x DEEP)	HEIGHT (IN INCHES)	WEIGHT (IN LBS)	PRICE (IN USD)
SS90D6666L6666R	Summit 90 Degree 6x6 L-Shaped Station	72.5" x 72.5"	10" Deep x 66" Wide	29" High - 24" Deep	66"	245 lbs	\$8,229
SS120D6666L6666R	Summit 120 Degree 6x6 L-Shaped Station	54" Deep x 123" Wide	10" Deep x 66" Wide	29" High - 24" Deep	66"	245 lbs	\$8,229
SS90D5266L5266R	Solo+ 90 Degree 6x6 L-Shaped station	72.5" x 72.5"	10" Deep x 66" Wide	29" High - 24" Deep	52"	215 lbs	\$7,158
SS120D5266L5266R	Solo+ 120 Degree 6x6 L-Shaped Station	54" Deep x 123" Wide	10" Deep x 66" Wide	29" High - 24" Deep	52"	215 lbs	\$7,159
SS90D4166L4166R	Solo 90 Degree 6x6 L-Shaped station	72.5" x 72.5"	10" Deep x 66" Wide	29" High - 24" Deep	41"	185 lbs	\$6,940
SS120D4166L4166R	Solo 120 Degree 6x6 L-Shaped Station	54" Deep x 123" Wide	10" Deep x 66" Wide	29" High - 24" Deep	41"	185 lbs	\$6,940
SS90D2966L2966R	Social 90 Degree 6x6 L-Shaped station	72.5" x 72.5"	10" Deep x 66" Wide	29" High - 24" Deep	29"	155 lbs	\$5,590
SS120D2966L2966R	Social 120 Degree 6x6 L-Shaped Station	54" Deep x 123" Wide	10" Deep x 66" Wide	29" High - 24" Deep	29"	155 lbs	\$5,590

Stations can be ordered with different heights and widths on each side

# 8x8 L-Shaped

MODEL #	PRODUCT DESCRIPTION	OPEN FOOTPRINT (LEFT x RIGHT)	CLOSED FOOTPRINT (DEEP x WIDE)	OPEN WORK SURFACE (HIGH x DEEP)	HEIGHT (IN INCHES)	WEIGHT (IN LBS)	PRICE (IN USD)
SS90D6690L6690R	Summit 90 Degree 8x8 L-Shaped station	96" x 96"	10" Deep x 90" Wide	29" High - 24" Deep	66"	300 lbs	\$9,439
SS120D6690L6690R	Summit 120 Degree 8x8 L-Shaped Station	66" Deep x 163" Wide	10" Deep x 90" Wide	29" High - 24" Deep	66"	300 lbs	\$9,439
SS90D5290L5290R	Solo+ 90 Degree 8x8 L-Shaped station	96" x 96"	10" Deep x 90" Wide	29" High - 24" Deep	52"	260 lbs	\$7,826
SS120D5290L5290R	Solo+ 120 Degree 8x8 L-Shaped station	66" Deep x 163" Wide	10" Deep x 90" Wide	29" High - 24" Deep	52"	260 lbs	\$7,826
SS90D4190L4190R	Solo 90 Degree 8x8 L-Shaped station	96" x 96"	10" Deep x 90" Wide	29" High - 24" Deep	41"	245 lbs	\$7,584
SS120D4190L4190R	Solo 120 Degree 8x8 L-Shaped Station	66" Deep x 163" Wide	10" Deep x 90" Wide	29" High - 24" Deep	41"	245 lbs	\$7,584
SS90D2990L2990R	Social 90 Degree 8x8 L-Shaped Station	96" x 96"	10" Deep x 90" Wide	29" High - 24" Deep	29"	210 lbs	\$6,420
SS120D2990L2990R	Social 120 Degree 8x8 L-Shaped Station	66" Deep x 163" Wide	10" Deep x 90" Wide	29" High - 24" Deep	29"	210 lbs	\$6,420



# 4' Straight

MODEL #	PRODUCT DESCRIPTION	OPEN FOOTPRINT (LEFT x RIGHT)	CLOSED FOOTPRINT (DEEP x WIDE)	OPEN WORK SURFACE (HIGH x DEEP)	HEIGHT (IN INCHES)	WEIGHT (IN LBS)	PRICE (IN USD)
SS180D6648L6634R	Summit Straight 4x3	54.5" Left x 40" Right	10" Deep x 48" Wide	29" High - 24" Deep	66"	160 lbs	\$7,615
SS180D6634L6648R	Summit Straight 3x4	40" Left 54.5" Right	10" Deep x 48" Wide	29" High - 24" Deep	66"	160 lbs	\$7,615
SS180D5248L5234R	Solo+ Straight 4x3	54.5" Left x 40" Right	10" Deep x 48" Wide	29" High - 24" Deep	52"	140 lbs	\$5,438
SS180D5234L5248R	Solo+ Straight 3x4	40" Left x 54.5" Right	10" Deep x 48" Wide	29" High - 24" Deep	52"	140 lbs	\$5,438
SS180D4148L4134R	Solo Straight 4x3	54.5" Left x 40" Right	10" Deep x 48" Wide	29" High - 24" Deep	41"	135 lbs	\$5,271
SS180D4134L4148R	Solo Straight 3x4	40" Left x 54.5" Right	10" Deep x 48" Wide	29" High - 24" Deep	41"	135 lbs	\$5,271
SS180D2948L2934R	Social Straight 4x3	54.5" Left x 40" Right	10" Deep x 48" Wide	29" High - 24" Deep	29"	125 lbs	\$4,388
SS180D2934L2948R	Social Straight 3x4	40" Left x 54.5" Right	10" Deep x 48" Wide	29" High x 24" Deep	29"	125 lbs	\$4,388

# 5' Straight

MODEL #	PRODUCT DESCRIPTION	OPEN FOOTPRINT (LEFT x RIGHT)	CLOSED FOOTPRINT (DEEP x WIDE)	OPEN WORK SURFACE (HIGH x DEEP)	HEIGHT (IN INCHES)	WEIGHT (IN LBS)	PRICE (IN USD)
SS180D6654L6634R	Summit Straight 5x3	60" Left x 40" Right	10" Deep x 54" Wide	29" High - 24" Deep	66"	185 lbs	\$7,805
SS180D6634L6654R	Summit Straight 3x5	40" Left x 60" Right	10" Deep x 54" Wide	29" High - 24" Deep	66"	185 lbs	\$7,805
SS180D5254L5234R	Solo+ Straight 5x3	60" Left x 40" Right	10" Deep x 54" Wide	29" High - 24" Deep	52"	170 lbs	\$5,583
SS180D5234L5254R	Solo + Straight 3x5	40" Left x 60" Right	10" Deep x 54" Wide	29" High - 24" Deep	52"	170 lbs	\$5,583
SS180D4154L4134R	Solo Straight 5x3	60" Left x 40" Right	10" Deep x 54" Wide	29" High - 24" Deep	41"	165 lbs	\$5,374
SS180D4134L4154R	Solo Straight 3x5	40" Left x 60" Right	10" Deep x 54" Wide	29" High - 24" Deep	41"	165 lbs	\$5,374
SS180D2954L2934R	Social Straight 5x3	60" Left x 40" Right	10" Deep x 54" Wide	29" High - 24" Deep	29"	145 lbs	\$4,499
SS180D2934L2954R	Social Straight 3x5	40" Left x 60" Right	10" Deep x 54" Wide	29" High - 24" Deep	29"	145 lbs	\$4,499

18" walls flush to the worksurface depth are available for the same price as 34", to order change 34 to 18 in product code.  
Flush walls are available in SUMMIT height.

Stations can be ordered with different heights and widths on each side

# 6' Straight

MODEL #	PRODUCT DESCRIPTION	OPEN FOOTPRINT (LEFT x RIGHT)	CLOSED FOOTPRINT (DEEP x WIDE)	OPEN WORK SURFACE (HIGH x DEEP)	HEIGHT (IN INCHES)	WEIGHT (IN LBS)	PRICE (IN USD)
SS180D6666L6634R	Summit Straight 6x3	72" Left x 40" Right	10" Deep x 66" Wide	29" High - 24" Deep	66"	215 lbs	\$7,922
SS180D6634L6666R	Summit Straight 3x6	40" Left x 72" Left	10" Deep x 66" Wide	29" High - 24" Deep	66"	215 lbs	\$7,922
SS180D5266L5234R	Solo+ Straight 6x3	72" Left x 40" Right	10" Deep x 66" Wide	29" High - 24" Deep	52"	205 lbs	\$6,140
SS180D5234L5266R	Solo+ Straight 3x6	40" Left x 72" Right	10" Deep x 66" Wide	29" High - 24" Deep	52"	205 lbs	\$6,140
SS180D4166L4134R	Solo Straight 6x3	72" Left x 40" Right	10" Deep x 66" Wide	29" High - 24" Deep	41"	195 lbs	\$5,948
SS180D4134L4166R	Solo Straight 3x6	40" Left x 72" Right	10" Deep x 66" Wide	29" High - 24" Deep	41"	195 lbs	\$5,948
SS180D2966L2934R	Social Straight 6x3	72" Left x 40" Right	10" Deep x 66" Wide	29" High - 24" Deep	29"	185 lbs	\$4,949
SS180D2934L2966R	Social Straight Surface Right	40" Left x 72" Right	10" Deep x 66" Wide	29" High - 24" Deep	29"	185 lbs	\$4,949

# 8' Straight

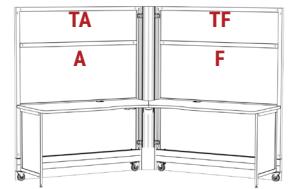
MODEL #	PRODUCT DESCRIPTION	OPEN FOOTPRINT (LEFT x RIGHT)	CLOSED FOOTPRINT (DEEP x WIDE)	OPEN WORK SURFACE (HIGH x DEEP)	HEIGHT (IN INCHES)	WEIGHT (IN LBS)	PRICE (IN USD)
SS180D6690L6634R	Summit Straight 8x3	96" Left x 40" Right	10" Deep x 90" Wide	29" High - 24" Deep	66"	255 lbs	\$8,526
SS180D6634L6690R	Summit Straight 3x8	40" Left x 96" Right	10" Deep x 90" Wide	29" High - 24" Deep	66"	255 lbs	\$8,526
SS180D5290L5234R	Solo + Straight 8x3	96" Left x 40" Right	10" Deep x 90" Wide	29" High - 24" Deep	52"	235 lbs	\$6,472
SS180D5234L5290R	Solo+ Straight 3x8	40" Left x 96" Right	10" Deep x 90" Wide	29" High - 24" Deep	52"	235 lbs	\$6,472
SS180D4190L4134R	Solo Straight 8x3	96" Left x 40" Right	10" Deep x 90" Wide	29" High - 24" Deep	41"	220 lbs	\$6,268
SS180D4134L4190R	Solo Straight 3x8	40" Left x 96" Right	10" Deep x 90" Wide	29" High - 24" Deep	41"	220 lbs	\$6,268
SS180D2990L2934R	Social Straight 8x3	96" Left x 40" Right	10" Deep x 90" Wide	29" High - 24" Deep	29"	205 lbs	\$5,364
SS180D2934L2990R	Social Straight 3x8	40" Left x 96" Right	10" Deep x 90" Wide	29" High - 24" Deep	29"	205 lbs	\$5,364

18" walls flush to the worksurface depth are available for the same price as 34", to order change 34 to 18 in product code.  
Flush walls are available in SUMMIT height.

Stations can be ordered with different heights and widths on each side

# Upper Panel Selection 4x4

MODEL #	PRODUCT DESCRIPTION	PRICE (IN USD)
SOLO (41")		
SSWWBM 4x4	Laminate Inside Laminate Outside	\$85
SSWBF 4x4	Whiteboard or laminate Inside Fabric Outside	\$186
SSWBB 4x4	Whiteboard on Inside and Outside	\$130
SSTB 4x4	Fabric covered tackboards on Inside and Outside	\$295
SSMWBF 4x4	Solo Magnetic Whiteboard Inside/Fabric Outside	\$281
SSMWBB 4x4	Solo Magnetic Whiteboard Inside and Outside	\$210
SSEZO 4x4	Solo PET Acoustic Ezobord Upper Panel Space-saver	\$276

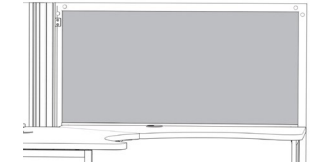


When ordering upper panels, must specify location using above diagram.



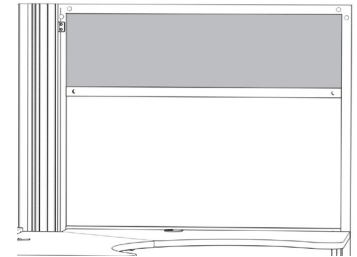
## SOLO+ (52")

SS+WWBM 4x4	Laminate Inside laminate Outside	\$227
SS+WBF 4x4	Whiteboard or laminate Inside fabric Outside	\$383
SS+WBB 4x4	Whiteboard on Inside and Outside	\$313
SS+TB 4x4	Fabric covered tackboards on Inside and Outside	\$541
SS+MWBF 4x4	Solo+ Spacesaver Magnetic Whiteboard one side and fabric on other	\$496
SS+MWBB 4x4	Solo + Space-saver Magnetic Whiteboard Inside and Outside	\$443
SS+Ezo 4x4	Solo+ PET Acoustic Ezobord Upper Panel Space-saver	\$525



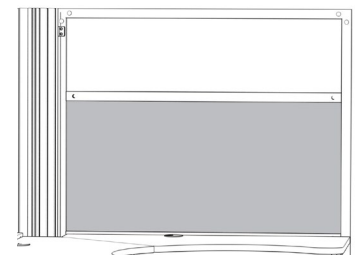
## SUMMIT (66") - UPPER

SSWWBMT 4x4	Summit Upper Laminate inside Laminate Outside 4x4	\$85
SSWBFT 4x4	Summit Upper Whiteboard one side and fabric other	\$186
SSWBBT 4x4	Summit Upper Whiteboard on both sides Spacesaver	\$130
SSTBT 4x4	Summit Upper Fabric covered tackboard on both sides space	\$295
SSMWBFT 4x4	Summit TOP space-saver Magnetic Whiteboard Inside/Fabric Outside	\$281
SSMWBBT 4x4	Summit TOP Spacesaver Magnetic Whiteboard Inside and Outside	\$210
SSEZOT 4x4	Summit TOP PET Acoustic Ezobord Upper Panel Space-saver	\$276



## SUMMIT (66") - LOWER

SS+WWBM 4x4	Laminate Inside laminate Outside	\$227
SS+WBF 4x4	Whiteboard or laminate Inside fabric Outside	\$383
SS+WBB 4x4	Whiteboard on Inside and Outside	\$313
SS+TB 4x4	Fabric covered tackboards on Inside and Outside	\$541
SS+MWBF 4x4	Solo+ Spacesaver Magnetic Whiteboard one side and fabric on other	\$496
SS+MWBB 4x4	Solo + Space-saver Magnetic Whiteboard Inside and Outside	\$443
SS+Ezo 4x4	Solo+ PET Acoustic Ezobord Upper Panel Space-saver	\$525

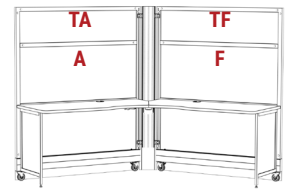


## All SUMMIT (66")

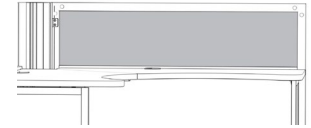
For fabric panel choices go to [www.swiftspaceinc.com/design/](http://www.swiftspaceinc.com/design/) visit the CFStinson portal and click on 'Panel'

# Upper Panel Selection 5x5

MODEL #	PRODUCT DESCRIPTION	PRICE (IN USD)
SOLO (41")		
SSWWBM 5x5	Laminate Inside Laminate Outside	\$104
SSWBF 5x5	Whiteboard or Laminate Inside Fabric Outside	\$225
SSWBB 5x5	Whiteboard on Inside and Outside	\$156
SSTB 5x5	Fabric covered tackboards on Inside and Outside	\$352
SSMWB 5x5	Solo 5x5 Magnetic Whiteboard Inside/Fabric Outside	\$335
SSMWBB 5x5	Solo 5x5 Magnetic Whiteboard both sides	\$253
SSEZO 5x5	Solo PET Acoustic Ezobord Upper Panel 5ft	\$349

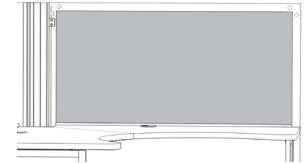


When ordering upper panels, must specify location using above diagram.



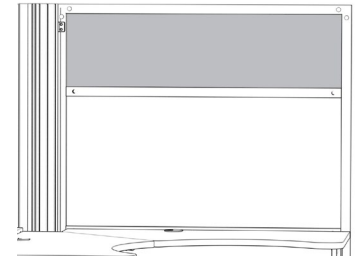
## SOLO+ (52")

SS+WWBM 5x5	Laminate Inside Laminate Outside	\$271
SS+WBF 5x5	Whiteboard or laminate Inside fabric Outside	\$462
SS+WBB 5x5	Whiteboard on Inside and Outside	\$376
SS+TB 5x5	Fabric covered tackboards on Inside and Outside	\$648
SS+MWB 5x5	Solo+ 5x5 Magnetic Whiteboard one side and fabric on other	\$595
SS+MWBB 5x5	Solo +5x5 Magnetic Whiteboard Inside and Outside	\$531
SS+Ezo 5x5	Solo+ PET Acoustic Ezobord Upper Panel 5ft	\$579




## SUMMIT (66") - UPPER

SSWWBMT 5x5	Summit Upper Laminate inside Laminate Outside 5x5	\$104
SSWBFT 5x5	Summit Upper Whiteboard one side and fabric on other 5x5	\$225
SSWBBT 5x5	Summit Upper Whiteboard on both sides 5x5	\$156
SSTBT 5x5	Summit Upper Fabric covered tackboard on both sides 5x5	\$352
SSMWBFT 5x5	Summit TOP 5x5 Magnetic Whiteboard Inside/Fabric Outside	\$335
SSMWBBT 5x5	Summit TOP 5x5 Magnetic Whiteboard Inside and Outside	\$253
SSEZOT 5x5	Summit TOP PET Acoustic Ezobord Upper Panel 5x5	\$349



## SUMMIT (66") - LOWER

SS+WWBM 5x5	Laminate Inside Laminate Outside	\$271
SS+WBF 5x5	Whiteboard or laminate Inside fabric Outside	\$462
SS+WBB 5x5	Whiteboard on Inside and Outside	\$376
SS+TB 5x5	Fabric covered tackboards on Inside and Outside	\$648
SS+MWB 5x5	Solo+ 5x5 Magnetic Whiteboard one side and fabric on other	\$595
SS+MWBB 5x5	Solo +5x5 Magnetic Whiteboard Inside and Outside	\$531
SS+Ezo 5x5	Solo+ PET Acoustic Ezobord Upper Panel 5ft	\$579

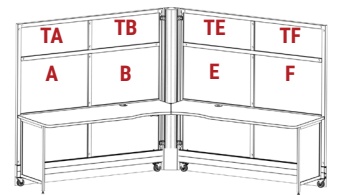


All SUMMIT (66")

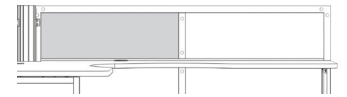
For fabric panel choices go to [www.swiftspaceinc.com/design/](http://www.swiftspaceinc.com/design/) visit the CFStinson portal and click on 'Panel'

# Upper Panel Selection 6x6

MODEL #	PRODUCT DESCRIPTION	PRICE (IN USD)
SOLO (41")		
SSWWBM 6x6	Laminate Inside Laminate Outside	\$51
SSWBF 6x6	Whiteboard or laminate Inside Fabric Outside	\$132
SSWBB 6x6	Whiteboard on Inside and Outside	\$80
SSTB 6x6	Fabric covered tackboards on Inside and Outside	\$210
SSMWB 6x6	Solo Magnetic whiteboard one side and fabric on other 6x6	\$233
SSMWBB 6x6	Solo Magnetic Whiteboard on Inside and outside 6x6	\$164
SSEZO 6x6	Solo PET Acoustic Ezobord Upper Panel 6ft	\$240

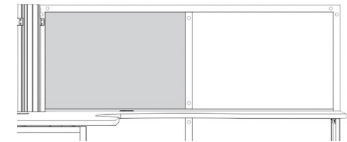


When ordering upper panels, must specify location using above diagram.



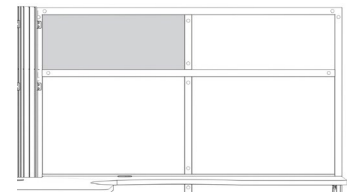
## SOLO+ (52")

SS+WWBM 6x6	Laminate Inside Laminate Outside	\$95
SS+WBF 6x6	Whiteboard or laminate Inside Fabric Outside	\$215
SS+WBB 6x6	Solo+ Whiteboard on Inside and Outside	\$154
SS+TB 6x6	Fabric covered tackboards on Inside and Outside	\$334
SS+MWB 6x6	Solo+ 6x6 Magnetic Whiteboard one side and fabric on other	\$373
SS+MWBB 6x6	Solo + 6x6 Magnetic Whiteboard Inside and Outside	\$321
SS+Ezo 6x6	Solo+ PET Acoustic Ezobord Upper Panel 6 ft	\$334



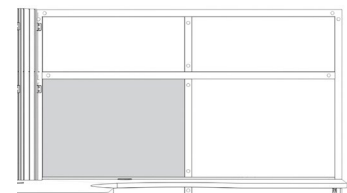
## SUMMIT (66") - UPPER

SSWWBMT 6x6	Summit Upper Laminate Inside Laminate Outside 6x6	\$51
SSWBFT 6x6	Summit Upper Whiteboard one side and fabric on other 6x6	\$132
SSWBBT 6x6	Summit Upper Whiteboard on both sides 6x6	\$80
SSTBT 6x6	Summit Upper Fabric covered tackboard on both sides 6x6	\$210
SSMWBT 6x6	Summit TOP 6x6 Magnetic Whiteboard Inside/Fabric Outside	\$233
SSMWBBT 6x6	Summit TOP 6x6 Magnetic Whiteboard Inside and Outside	\$164
SSEZOT 6x6	Summit TOP 6x6 PET Acoustic Ezobord Upper Panel	\$240



## SUMMIT (66") - LOWER

SS+WWBM 6x6	Laminate Inside Laminate Outside	\$95
SS+WBF 6x6	Whiteboard or laminate Inside Fabric Outside	\$215
SS+WBB 6x6	Solo+ Whiteboard on Inside and Outside	\$154
SS+TB 6x6	Fabric covered tackboards on Inside and Outside	\$334
SS+MWB 6x6	Solo+ 6x6 Magnetic Whiteboard one side and fabric on other	\$373
SS+MWBB 6x6	Solo + 6x6 Magnetic Whiteboard Inside and Outside	\$321
SS+Ezo 6x6	Solo+ PET Acoustic Ezobord Upper Panel 6 ft	\$334



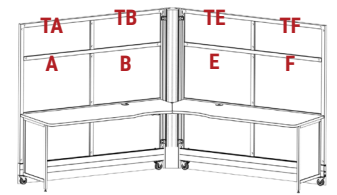
## All SUMMIT (66")

For fabric panel choices go to [www.swiftspaceinc.com/design/](http://www.swiftspaceinc.com/design/) visit the CFStinson portal and click on 'Panel'

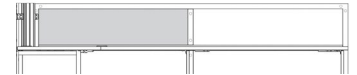


# Upper Panel Selection 8x8

MODEL #	PRODUCT DESCRIPTION	PRICE (IN USD)
SOLO (41")		
SSWWBM 8x8	Laminate Inside Laminate Outside	\$85
SSWBF 8x8	Whiteboard or laminate Inside Fabric Outside	\$186
SSWBB 8x8	Whiteboard on Inside and Outside	\$130
SSTB 8x8	Fabric covered tackboards on Inside and Outside	\$295
SSMWB 8x8	Solo 8x8 Magnetic Whiteboard Inside/Fabric Outside	\$281
SSMWBB 8x8	Solo 8x8 Magnetic Whiteboard both sides	\$210
SSEZO 8x8	Solo PET Acoustic Ezobord Upper Panel 8 ft	\$276



When ordering upper panels, must specify location using above diagram.




## SOLO+ (52")

SS+WWBM 8x8	Laminate Inside Laminate Outside	\$227
SS+WBF 8x8	Whiteboard or laminate Inside fabric Outside	\$383
SS+WBB 8x8	Whiteboard on Inside and Outside	\$313
SS+TB 8x8	Fabric covered tackboards on Inside and Outside	\$541
SS+MWB 8x8	Solo+ 8x8 Magnetic Whiteboard one side and fabric on other	\$496
SS+MWBB 8x8	Solo+8 Magnetic Whiteboard both 8x8	\$443
SS+Ezo 8x8	Solo+ PET Acoustic Ezobord Upper Panel 8ft	\$525



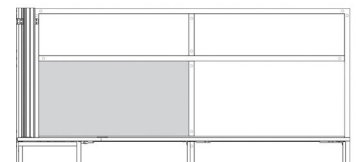
## SUMMIT (66") - UPPER

SSWWBMT 8x8	Summit Upper Laminate Inside Laminate Outside 8x8	\$85
SSWBFT 8x8	Summit Upper Whiteboard one side and fabric on other 8x8	\$186
SSWBBT 8x8	Summit Upper Whiteboard on both sides 8x8	\$130
SSTBT 8x8	Summit Upper Fabric covered tackboard on both sides 8x8	\$295
SSMWBT 8x8	Summit TOP 8x8 Magnetic Whiteboard Inside/Fabric Outside	\$281
SSMWBBT 8x8	Summit TOP 8x8 Magnetic Whiteboard Inside and Outside	\$210
SSEZOT 8x8	Summit Top 8x8 PET Acoustic Ezobord Upper Panel	\$276



## SUMMIT (66") - LOWER

SS+WWBM 8x8	Laminate Inside Laminate Outside	\$227
SS+WBF 8x8	Whiteboard or laminate Inside fabric Outside	\$383
SS+WBB 8x8	Whiteboard on Inside and Outside	\$313
SS+TB 8x8	Fabric covered tackboards on Inside and Outside	\$541
SS+MWB 8x8	Solo+ 8x8 Magnetic Whiteboard one side and fabric on other	\$496
SS+MWBB 8x8	Solo+8 Magnetic Whiteboard both 8x8	\$443
SS+Ezo 8x8	Solo+ PET Acoustic Ezobord Upper Panel 8ft	\$525

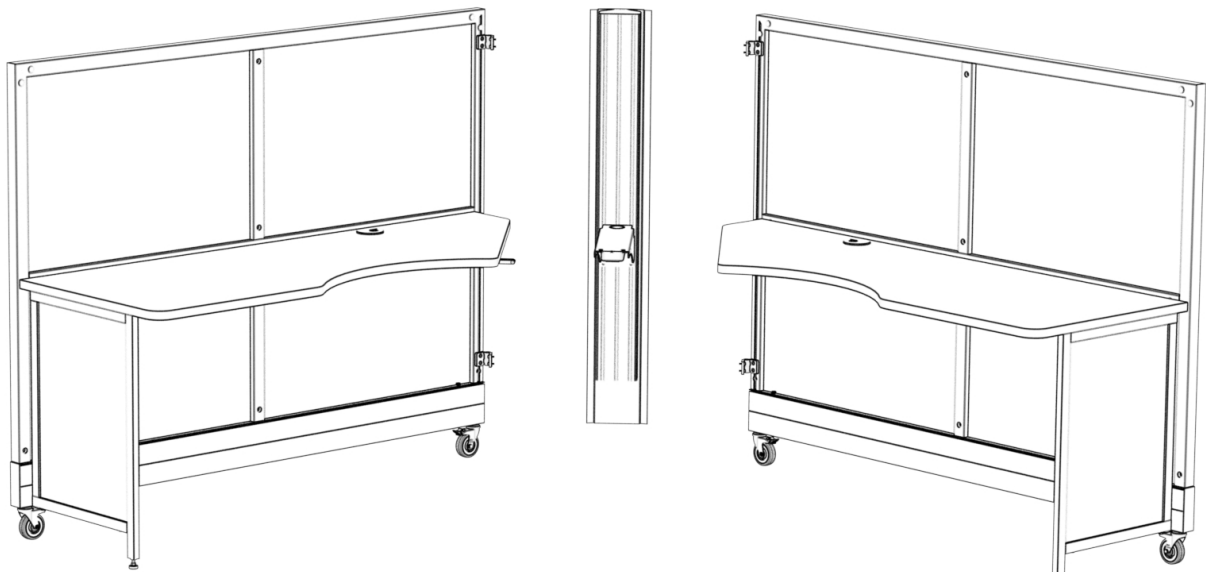


## All SUMMIT (66")

For fabric panel choices go to [www.swiftspaceinc.com/design/](http://www.swiftspaceinc.com/design/) visit the CFStinson portal and click on 'Panel'

# Model Selection Chart

Swiftspace Solo stations can be ordered in different wall and worksurface lengths and wall heights. Please see chart below to create the Custom Part Number.



**Left Wall + Centre Bar + Right Wall**

To determine the list price of a station, pick a Left wall, Centre Bar and Right wall  
e.g. SS2948L5266R: 1545 + 591 + 2575 = \$4711 List

Left Wall

Wall Height	Wall Length + 6" when open - Worksurface and Gable included in price					
	18"	34"	48"	54"	66"	90"
29"	\$1843	\$1843	\$1926	\$2039	\$2487	\$2903
41"	\$2136	\$2136	\$2453	\$2558	\$3130	\$3449
52"	\$2192	\$2192	\$2509	\$2652	\$3211	\$3543
66"	N/A	\$3399	\$3438	\$3589	\$3707	\$4312

ONE

Choose the height and length of the left wall

Centre Post

Wall Height	List Price
29"	\$617
41"	\$681
52"	\$737
66"	\$815

TWO

Choose the height of the centre bar (must be as tall as the highest wall)

Right Wall

Wall Height	Wall Length + 6" when open - Worksurface and Gable included in price					
	18"	34"	48"	54"	66"	90"
29"	\$1843	\$1843	\$1926	\$2039	\$2487	\$2903
41"	\$2136	\$2136	\$2453	\$2558	\$3130	\$3449
52"	\$2192	\$2192	\$2509	\$2652	\$3211	\$3543
66"	N/A	\$3399	\$3438	\$3589	\$3707	\$4312

THREE

Choose the height and length of the right wall

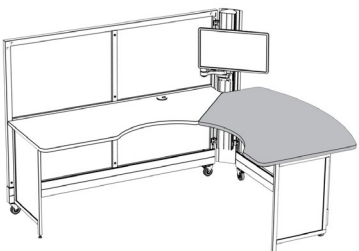
# Specialty Workstations

MODEL #	PRODUCT DESCRIPTION	OPEN FOOT- PRINT (LEFT x RIGHT)	CLOSED FOOT- PRINT (DEEP x WIDE)	OPEN WORK SURFACE (HIGH x DEEP)	HEIGHT (IN INCHES)	PRICE (IN USD)	
SS4134LTR2934R	Access Point with Transaction Top	40" Left x 40" Right	10" Deep 34" Wide	29" High - 24" Deep	41"L 29"R	\$5,261	
SS90D5260C4W5218	Solo + 4 Person Study Carrel	50" Deep x 72" Wide	18" Deep x 60" Wide	29" High - 24" Deep	52"	\$14,369	<i>*Transaction top included</i> 
SS90D5260C2W2918L-2W2918R	Solo + 2x5x2 Hospitality station - Shared Wall 6' when open	50" Deep x 72" Wide	18" Deep x 60" Wide	29" High - 24" Deep	29"L x 52"C x 29"R	\$12,738	<i>*Privacy panels included</i> 
SS90D4118L-4160C4118R	Solo 2x6x2 Reception Station	27" Deep x 72" Deep	18" Deep x 60" Wide	29" High - 24" Deep	41"	\$9,969	<i>*Monitor arm and monitor not included</i> 
SS90D5230L-5266C5266R	Solo + 6x6 Treatment Station	72" x 72"	10" Deep x 66" Wide	29" High - 24" Deep	52"	\$9,242	<i>*Transaction top included</i> 

# Additional Options

MODEL #	PRODUCT DESCRIPTION	PRICE (IN USD)
SSFS	Flip-over top straight edge	\$423
SSFB	Flip-over top bow edge	\$423

Increase the depth of your workspace up to 36", and create space for visitors with a Flip-Over Top. Available with Straight Edge (FS) or Bow Front Edge (FB). The Flip-Over Top option can be ordered on both left and right work-surfaces or in combination with a SOCIAL, SOLO, SOLO+, or SUMMIT wall heights. The Flip-Over Top can be ordered with a straight or bow front edge which works well for reception use.



*Upgrade any station with a Flip-Over Top*

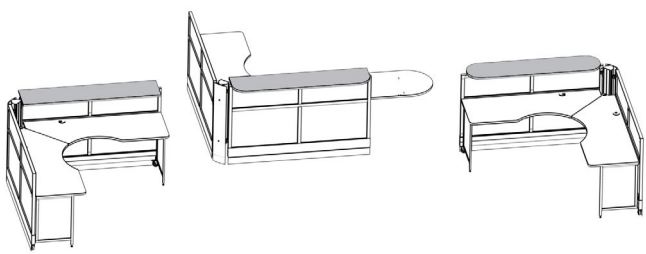
*\*Specify side*

MODEL #	PRODUCT DESCRIPTION	PRICE (IN USD)
SSTR34	Transaction Top For Access point Station (34in Wall)	\$597
SSTR48	Transaction Top For 4x4 (48in Wall)	\$597
SSTR54	Transaction Top For 5x5 (54in Wall)	\$1,149
SSTR66	Transaction Top For 6x6 (66in Wall)	\$1,149
SSTR90	Transaction Top For 8x8 (90in Wall)	\$1,149

The Transaction Top option can be ordered on left and/or right worksurfaces on SOLO height walls. The top remains fixed in the position as shown even when the station is closed.

(Transaction Tops length and depth can be customized. Please call Customer Service) Add on Unit Weight for Transaction Top - 25 lbs for 32" or 50 lbs for 64"

When ordering the Transaction Top add "TR" after "L" and/or "R"



*Available in rectangular, oval and eclipse*

*\*Specify side*


MODEL #	PRODUCT DESCRIPTION	PRICE (IN USD)
FD	Fold Down Upper Panel	\$699

The Fold Down Upper Panel can be ordered on either left and/or right walls on both SOLO and SOLO+, in all lengths.

\*On SUMMIT height walls, the top panel can be folded down to allow closure with overheads.

When ordering the Fold Down option add "FD" after "L" and/or "R". Must add 1 unit for each folding wall on the station.

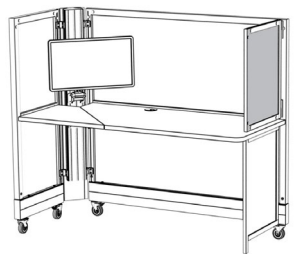
\*Centre Post has to be height of wall



MODEL #	PRODUCT DESCRIPTION	WIDTH (IN INCHES)	HEIGHT (IN INCHES)	PRICE (IN USD)
SSAPPSolo	Add-on Privacy Panel 12"H	16"	12"	\$672
SSAPPSolo+	Add-On Privacy Panel 24"H	16"	24"	\$758
SSAPPSummit	Add-on Privacy Panel 36"H	16"	36"	\$846

Available for both SOLO, SOLO+ and SUMMIT heights, the side Privacy Panel can be easily closed against the upper panel when not in use.

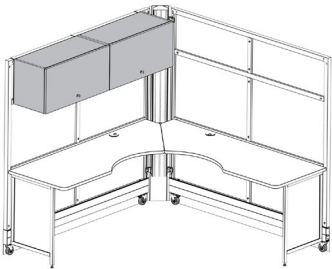
Available in polycarbonate, laminate, whiteboard, PET Acoustic Ezobord or fabric covered tackboards.



# Additional Options

MODEL #	PRODUCT DESCRIPTION	WIDTH (IN INCHES)	HEIGHT (IN INCHES)	PRICE (IN USD)
SSOHS24W	24" W Overhead - with lock	13.5"	15"	\$796
SSOHS30W	30" W Metal Overhead with lock	13.5"	15"	\$846
SSOHS36W	36" W Overhead - with lock	13.5"	15"	\$878

Swiftspace Overheads can be added to any of the 66" high walls or they can be wall mounted to fixed walls. The overheads are made from 18 gauge side and bottom panels for extra support and security. Overhead cabinets feature a door that flips up and recedes over the top of the cabinet, revealing a fixed shelf with 12 3/4" of clearance. Flipper doors feature ball-bearing gliders for smooth operation. Softdown flipper slides are available as a soft closing option. Overheads come with locks that can be keyed alike with other storage components. Overheads can be fastened to the station wall or can be wall mounted. They can be ordered in the same colours as the Mobile Pedestals and Storage Towers, also available in whiteboard finish at no additional cost. Overhead quantity limited to wall dimensions.



*\*Stations do NOT fold with Overheads attached.  
In order to fold, the wall opposite the overheads must be lowered 16"*

The Overheads are not attached to the stations during initial shipping.

SSUCTL	Under Cabinet/Shelf Task Light 17" long under cabinet light with 6.6W LED light Light connects to the centre bar of the station	\$596
--------	---	-------



MODEL #	PRODUCT DESCRIPTION	PRICE (IN USD)	
S Bar	Privacy wall hinge bar to allow fold of 270 degrees	\$273	+ Cost of additional mobile wall (page 72)

The wall system can be added to the Solo Line of Stations to add additional privacy with the use of and "S" Bar which allows for 270 degree adjust-ability.  
**Use a Swiftspace Layout for best results.**



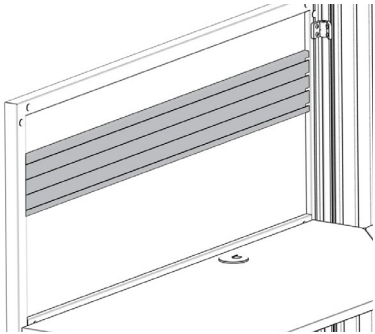
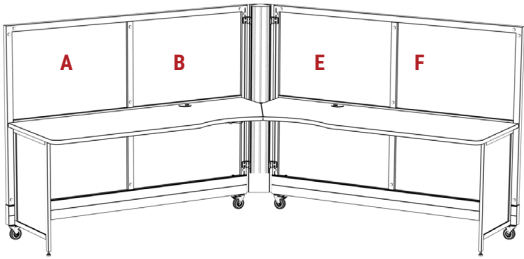
SSPWRPOLE	Power Pole - from centre bar to ceiling	\$550	
SSWBRKTS	Single 90 Degree Wall Bracket - Clamp-on SOLO Series	\$198	per pair
SSWBRKTD	Double 90 Degree Wall Bracket - Clamp-on SOLO Series	\$328	per pair

*\*Additional costs when sold in Canada. Add 4% to price.*

# Solo Accessories

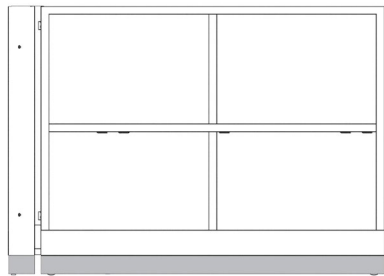
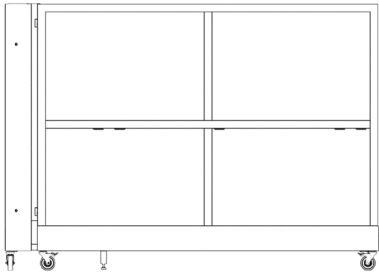
MODEL #	PRODUCT DESCRIPTION	PRICE (IN USD)
SSACR34	6"H Accessory Rail for 6x6	\$390
SSACR48	6"H Accessory Rail for 4x4	\$451
SSACR58	6"H Accessory Rail for 5x5	\$500
SSACR46	6"H Accessory Rail for 8x8	\$451

Made from aluminum, fastens to the interior uprights of the work-walls.  
When ordering rail, must specify location using diagram below. If you are ordering a custom wall length the accessory rail length will be adjusted to the same price.



MODEL #	PRODUCT DESCRIPTION	PRICE (IN USD)
SSCC34	34" Aluminum Caster Cover (one side)	\$58
SSCC48	48" Aluminum Caster Cover (one side)	\$83
SSCC54	54" Aluminum Caster Cover (one side)	\$95
SSCC66	66" Aluminum Caster Cover (one side)	\$114
SSCC90	90" Aluminum Caster Cover (one side)	\$156

Made from aluminum, fastens to the bottom slot of the power data rail.  
When ordering rail, must specify Left, Right or both walls. If you are ordering custom wall length please contact Swiftspace for a quote.



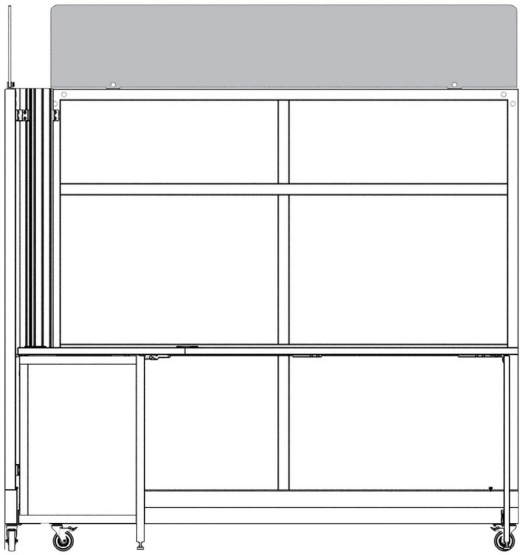
\*Additional costs when sold in Canada. Add 4% to price.



# Panel Extenders

MODEL #	PRODUCT DESCRIPTION	WIDTH (IN INCHES)	HEIGHT (IN INCHES)	PRICE (IN USD)
SSPEX1219	12" Acrylic Panel Extender for 19" Walls	19"	12"	\$268
SSPEX1224	12" Acrylic Panel Extender for 24" Walls	24"	12"	\$268
SSPEX1236	12" Acrylic Panel Extender for 36" Walls	36"	12"	\$312
SSPEX1248	12" Acrylic Panel Extender for 48" Walls	48"	12"	\$404
SSPEX1254	12" Acrylic Panel Extender for 54" Walls	54"	12"	\$651
SSPEX1266	12" Acrylic Panel Extender for 66" Walls	66"	12"	\$664
SSPEX1272	12" Acrylic Panel Extender for 72" Walls	72"	12"	\$677
SSPEX1282	12" Acrylic Panel Extender for 82" Walls	82"	12"	\$691
SSPEX1296	12" Acrylic Panel Extender for 96" Walls	96"	12"	\$704
SSPEX2419	24" Acrylic Panel Extender for 19" Walls	19"	24"	\$375
SSPEX2424	24" Acrylic Panel Extender for 24" Walls	24"	24"	\$375
SSPEX2436	24" Acrylic Panel Extender for 36" Walls	36"	24"	\$454
SSPEX2448	24" Acrylic Panel Extender for 48" Walls	48"	24"	\$619
SSPEX2454	24" Acrylic Panel Extender for 54" Walls	54"	24"	\$1,150
SSPEX2466	24" Acrylic Panel Extender for 66" Walls	66"	24"	\$1,174
SSPEX2472	24" Acrylic Panel Extender for 72" Walls	72"	24"	\$1,198
SSPEX2482	24" Acrylic Panel Extender for 82" Walls	82"	24"	\$1,221
SSPEX2496	24" Acrylic Panel Extender for 96" Walls	96"	24"	\$1,245

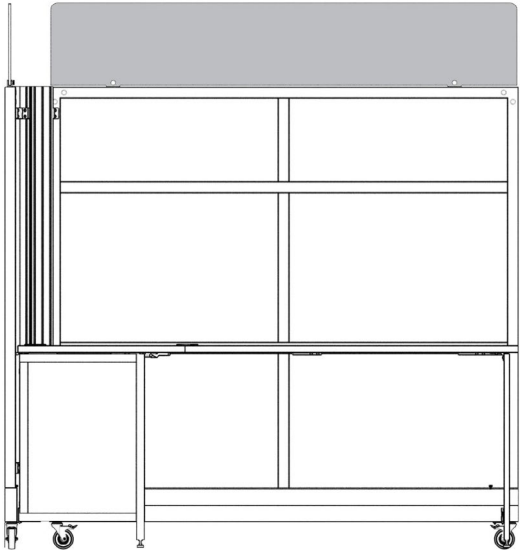
Acrylic Panel Extenders are made from 3/16 inch Satin Ice Acrylic. The panel holders can be installed at the plant, on in the field. The panels themselves can be easily removed by loosening the thumb-wheels in the holders.



SSEZOPEX1219	12" PET Acoustic Ezobord Panel Extender for 19" Walls	19"	12"	\$230
SSEZOPEX1224	12" PET Acoustic Ezobord Panel Extender for 24" Walls	24"	12"	\$246
SSEZOPEX1236	12" PET Acoustic Ezobord Panel Extender for 36" Walls	36"	12"	\$282
SSEZOPEX1248	12" PET Acoustic Ezobord Panel Extender for 48" Walls	48"	12"	\$294
SSEZOPEX1254	12" PET Acoustic Ezobord Panel Extender for 54" Walls	54"	12"	\$297
SSEZOPEX1266	12" PET Acoustic Ezobord Panel Extender for 66" Walls	66"	12"	\$342
SSEZOPEX1272	12" PET Acoustic Ezobord Panel Extender for 72" Walls	72"	12"	\$364
SSEZOPEX1282	12" PET Acoustic Ezobord Panel Extender for 82" Walls	82"	12"	\$460
SSEZOPEX1296	12" PET Acoustic Ezobord Panel Extender for 96" Walls	96"	12"	\$482
SSEZOPEX2419	24" PET Acoustic Ezobord Panel Extender for 19" Walls	19"	24"	\$294
SSEZOPEX2424	24" PET Acoustic Ezobord Panel Extender for 24" Walls	24"	24"	\$306
SSEZOPEX2436	24" PET Acoustic Ezobord Panel Extender for 36" Walls	36"	24"	\$376
SSEZOPEX2448	24" PET Acoustic Ezobord Panel Extender for 48" Walls	48"	24"	\$400
SSEZOPEX2454	24" PET Acoustic Ezobord Panel Extender for 54" Walls	54"	24"	\$406
SSEZOPEX2466	24" PET Acoustic Ezobord Panel Extender for 66" Walls	66"	24"	\$495
SSEZOPEX2472	24" PET Acoustic Ezobord Panel Extender for 72" Walls	72"	24"	\$539
SSEZOPEX2482	24" PET Acoustic Ezobord Panel Extender for 82" Walls	82"	24"	\$657
SSEZOPEX2496	24" PET Acoustic Ezobord Panel Extender for 96" Walls	96"	24"	\$701

# Panel Extenders

MODEL #	PRODUCT DESCRIPTION	WIDTH (IN INCHES)	HEIGHT (IN INCHES)	PRICE (IN USD)
SSMELPEX1219	12" Laminate Panel Extender for 19" Walls	19"	12"	\$247
SSMELPEX1224	12" Laminate Panel Extender for 24" Walls	24"	12"	\$247
SSMELPEX1236	12" Laminate Panel Extender for 36" Walls	36"	12"	\$282
SSMELPEX1248	12" Laminate Panel Extender for 48" Walls	48"	12"	\$315
SSMELPEX1254	12" Laminate Panel Extender for 54" Walls	54"	12"	\$417
SSMELPEX1266	12" Laminate Panel Extender for 66" Walls	66"	12"	\$426
SSMELPEX1272	12" Laminate Panel Extender for 72" Walls	72"	12"	\$434
SSMELPEX1282	12" Laminate Panel Extender for 82" Walls	82"	12"	\$443
SSMELPEX1296	12" Laminate Panel Extender for 96" Walls	96"	12"	\$451
SSMELPEX2419	24" Laminate Panel Extender for 19" Walls	19"	24"	\$287
SSMELPEX2424	24" Laminate Panel Extender for 24" Walls	24"	24"	\$287
SSMELPEX2436	24" Laminate Panel Extender for 36" Walls	36"	24"	\$303
SSMELPEX2448	24" Laminate Panel Extender for 48" Walls	48"	24"	\$341
SSMELPEX2454	24" Laminate Panel Extender for 54" Walls	54"	24"	\$512
SSMELPEX2466	24" Laminate Panel Extender for 66" Walls	66"	24"	\$522
SSMELPEX2472	24" Laminate Panel Extender for 72" Walls	72"	24"	\$531
SSMELPEX2482	24" Laminate Panel Extender for 82" Walls	82"	24"	\$543
SSMELPEX2496	24" Laminate Panel Extender for 96" Walls	96"	24"	\$553



# Quick Ship

Swiftship products ship fully assembled in nine business days and install in under a minute!



Heights:


Social (29") Solo (41") Solo + (52") Summit (66")  
Available in L-shape configuration



Lengths:


Space saver (54" open) & 6x6 (72" open)  
Or a combination of sizes

Surface Finish:




All surfaces will be done in Designer White with White Edgebanding

Bottom Panel Finish Options:



Designer White



River Cherry



Cosmic Strandz



Sterling Ash

Upper panels can be done in standard poly or further customize your station with one of 19 colours of PET Acoustic Ezobord sound-absorbent material.



# Strata Overview



## 1. Wall Height

Standard heights are 41", 52" and 66". Panel extenders can be added for increased height, various material options available for panel extenders.

## 2. Worksurface

Standard depth is 24" and 48", 60", 66" or 72" wide. Custom lengths available. Worksurfaces come standard with notch and centered grommet. Option to add electric height adjust surface which ranges from 21.9" to 48.1"

\*These are the overall dimensions of the unit.

## 3. Visual Privacy

Semi-clear poly comes standard. High-pressure laminate, whiteboard laminate, printed acrylic, sound-dampening material or fabric-covered tackboards are also available for upper panels.

## 4. Storage

Under surface box/file hanging storage with lock, above surface with adjustable open shelving, or adjustable shelving with lockable door.

## 5. Accessories

Height-adjustable keyboard arms and trays available for add-on

## 6. Accessory Rail

For mounting monitors, shelves, paper slots and binder storage.

## 7. Power and Data

Option to add power bar with 15 ft power cord for flexible connection to wall, floor or other stations. For longer runs, a 4-circuit 80 amp quick connect/disconnect power system can be added. Separate compartment for running up to 40 data cables.

Locking Bracket available to prevent caster locking tab from becoming disengaged. Available upon request at no additional cost. 2 locks/station.

Standard height-adjust controller has integrated Bluetooth compatibility. Please specify if Bluetooth is **not** required.

# Strata



MODEL #	PRODUCT DESCRIPTION	OPEN FOOTPRINT (LEFT x RIGHT)	OPEN WORK SURFACE (HIGH x DEEP)	PRICE (IN USD)
---------	---------------------	----------------------------------	------------------------------------	-------------------

## SOLO (41")

SSSTR4148	Strata - 41"H x 48"L	26" x 48"	24" Deep x 46" Wide	\$3,798
SSSTR4160	Strata - 41"H x 60"L	26" x 60"	24" Deep x 58" Wide	\$3,995
SSSTR4166	Strata - 41"H x 66"L	26" x 66"	24" Deep x 64" Wide	\$4,191
SSSTR4172	Strata - 41"H x 72"L	26" x 72"	24" Deep x 70" Wide	\$4,715

## SOLO+ (52")

SSSTR5248	Strata - 52"H x 48"L	26" x 48"	24" Deep x 46" Wide	\$4,061
SSSTR5260	Strata - 52"H x 60"L	26" x 60"	24" Deep x 58" Wide	\$4,322
SSSTR5266	Strata - 52"H x 66"L	26" x 66"	24" Deep x 64" Wide	\$4,585
SSSTR5272	Strata - 52"H x 72"L	26" x 72"	24" Deep x 70" Wide	\$5,108

## SUMMIT (66")

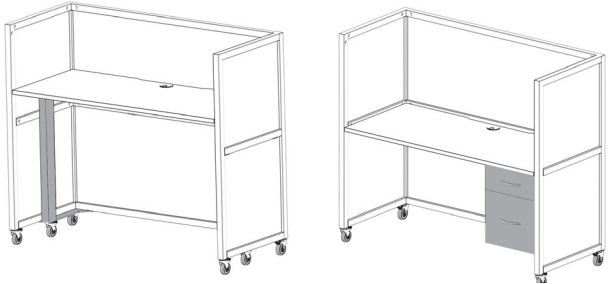
SSSTR6648	Strata - 66"H x 48"L	26" x 48"	24" Deep x 46" Wide	\$4,978
SSSTR6660	Strata - 66"H x 60"L	26" x 60"	24" Deep x 58" Wide	\$5,174
SSSTR6666	Strata - 66"H x 66"L	26" x 66"	24" Deep x 64" Wide	\$5,370
SSSTR6672	Strata - 66"H x 72"L	26" x 72"	24" Deep x 70" Wide	\$5,894

# Strata Accessories

MODEL #	PRODUCT DESCRIPTION	PRICE (IN USD)
SSSTRHA	Height Adjust Add-On	\$1,435
SSSTRUSBF	BF Pedestal Mounted Under Surface	\$1,153

Standard Height Adjust controller has integrated Bluetooth compatibility. Other options available.

SSACR48-STRATA	Accessory Rail for Strata 48	\$451
SSACR60-STRATA	Accessory Rail for Strata 60	\$500
SSACR66-STRATA	Accessory Rail for Strata 66	\$545
SSACR72-STRATA	Accessory Rail for Strata 72	\$583

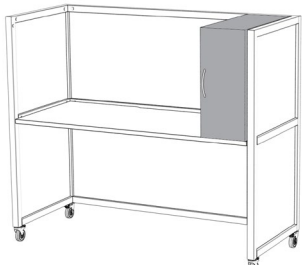


SSSTRAT54	Power Trough Add-On - 54"	\$360
SSSTRAT60	Power Trough Add-On - 60"	\$408
SSSTRAT66	Power Trough Add-On - 66"	\$432
SSSTRAT72	Power Trough Add-On - 72"	\$480



## Metal Upper Cabinet

SSWCC23H10W23.5DDL	Fused/Strata 23" H Upper Cabinet Door with Lock Open Left	\$1,194
SSWCC23H10W23.5DDR	Fused/Strata 23" H Upper Cabinet Door with Lock Open Right	\$1,194
SSWCC31H10W23.5DDL	Fused/Strata 31" H Upper Cabinet Door with Lock Open Left	\$1,252
SSWCC31H10W23.5DDR	Fused/Strata 31" H Upper Cabinet Door with Lock Open Right	\$1,252



## Laminate Upper Cabinet

SSS+AboveSurfaceOpen	Solo+ Above Surface Storage Adjustable Shelf - Open	\$618
SSSMAboveSurfaceOpen	Summit Above Surface Storage Adjustable Shelf - Open	\$710
SSS+AboveSurfaceLock	Solo+ Above Surface Storage Adjustable Shelf - Locking Door	\$664
SSSMAboveSurfaceLock	Summit Above Surface Storage Adjustable Shelf - Locking Door	\$764

## Overheads

MODEL #	PRODUCT DESCRIPTION	WIDTH (IN INCHES)	HEIGHT (IN INCHES)	PRICE (IN USD)
SSOHS48W	48" W Overhead with lock	13.5"	15"	\$895
SSOHS60W	60" W Overhead with lock	13.5"	15"	\$940



Available in whiteboard finish at no additional cost

# Strata Back Panel - 48"

MODEL #	PRODUCT DESCRIPTION	PRICE (IN USD)
SSSTRWWBM4148	Whiteboard/Laminate Inside, Laminate Outside - Strata 4148	\$85
SSSTRWBF4148	Whiteboard/Laminate Inside, Fabric Outside - Strata 4148	\$186
SSSTRWBB4148	Whiteboard on Inside and Outside - Strata 4148	\$130
SSSTRTB4148	Fabric covered tackboards on Inside and Outside - Strata 4148	\$295
SSSTRMWBB4148	Magnetic Whiteboard on Inside and Outside - Strata 4148	\$210
SSSTRMWBL4148	Magnetic Whiteboard Inside/ Laminate Outside - Strata 4148	\$233
SSSTRMWBF4148	Magnetic Whiteboard Inside/ Fabric Outside - Strata 4148	\$281
SSSTREZO4148	PET Acoustic Ezobord Upper Panel - Strata 4148	\$276
SSSTRPAP4148	Printed Acrylic Panel - Strata 4148	\$202
SSSTRWWBM5248	Whiteboard/Laminate Inside, Laminate Outside - Strata 5248	\$227
SSSTRWBF5248	Whiteboard/Laminate Inside, Fabric Outside - Strata 5248	\$383
SSSTRWBB5248	Whiteboard on Inside and Outside - Strata 5248	\$313
SSSTRTB5248	Fabric covered tackboards on Inside and Outside - Strata 5248	\$541
SSSTRMWBB5248	Magnetic Whiteboard on Inside and Outside - Strata 5248	\$443
SSSTRMWBL5248	Magnetic Whiteboard Inside/ Laminate Outside - Strata 5248	\$454
SSSTRMWBF5248	Magnetic Whiteboard Inside/ Fabric Outside - Strata 5248	\$496
SSSTREZO5248	PET Acoustic Ezobord Upper Panel - Strata 5248	\$525
SSSTRPAP5248	Printed Acrylic Panel - Strata 5248	\$404
SSSTRWWBM6648	Whiteboard/Laminate Inside, Laminate Outside - Strata 6648	\$313
SSSTRWBF6648	Whiteboard/Laminate Inside, Fabric Outside - Strata 6648	\$570
SSSTRWBB6648	Whiteboard on Inside and Outside - Strata 6648	\$443
SSSTRTB6648	Fabric covered tackboards on Inside and Outside - Strata 6648	\$834
SSSTRMWBB6648	Magnetic Whiteboard on Inside and Outside - Strata 6648	\$652
SSSTRMWBL6648	Magnetic Whiteboard Inside/ Laminate Outside - Strata 6648	\$688
SSSTRMWBF6648	Magnetic Whiteboard Inside/ Fabric Outside - Strata 6648	\$775
SSSTREZO6648	PET Acoustic Ezobord Upper Panel - Strata 6648	\$802
SSSTRPAP6648	Printed Acrylic Panel - Strata 6648	\$606

For fabric panel choices go to [www.swiftspaceinc.com/design/](http://www.swiftspaceinc.com/design/) visit the CFStinson portal and click on 'Panel'



# Strata Back Panel - 60"

MODEL #	PRODUCT DESCRIPTION	PRICE (IN USD)
SSSTRWWBM4160	Whiteboard/Laminate Inside, Laminate Outside - Strata 4160	\$104
SSSTRWBF4160	Whiteboard/Laminate Inside, Fabric Outside - Strata 4160	\$225
SSSTRWBB4160	Whiteboard on Inside and Outside - Strata 4160	\$156
SSSTRTB4160	Fabric covered tackboards on Inside and Outside - Strata 4160	\$352
SSSTRMWBB4160	Magnetic Whiteboard on Inside and Outside - Strata 4160	\$253
SSSTRMWBL4160	Magnetic Whiteboard Inside/ Laminate Outside - Strata 4160	\$281
SSSTRMWBF4160	Magnetic Whiteboard Inside/ Fabric Outside - Strata 4160	\$335
SSSTREZO4160	PET Acoustic Ezobord Upper Panel - Strata 4160	\$349
SSSTRPAP4160	Printed Acrylic Panel - Strata 4160	\$404
SSSTRWWBM5260	Whiteboard/Laminate Inside, Laminate Outside - Strata 5260	\$271
SSSTRWBF5260	Whiteboard/Laminate Inside, Fabric Outside - Strata 5260	\$462
SSSTRWBB5260	Whiteboard on Inside and Outside - Strata 5260	\$376
SSSTRTB5260	Fabric covered tackboards on Inside and Outside - Strata 5260	\$648
SSSTRMWBB5260	Magnetic Whiteboard on Inside and Outside - Strata 5260	\$531
SSSTRMWBL5260	Magnetic Whiteboard Inside/ Laminate Outside - Strata 5260	\$545
SSSTRMWBF5260	Magnetic Whiteboard Inside/ Fabric Outside - Strata 5260	\$595
SSSTREZO5260	PET Acoustic Ezobord Upper Panel - Strata 5260	\$579
SSSTRPAP5260	Printed Acrylic Panel - Strata 5260	\$584
SSSTRWWBM6660	Whiteboard/Laminate Inside, Laminate Outside - Strata 6660	\$375
SSSTRWBF6660	Whiteboard/Laminate Inside, Fabric Outside - Strata 6660	\$685
SSSTRWBB6660	Whiteboard on Inside and Outside - Strata 6660	\$531
SSSTRTB6660	Fabric covered tackboards on Inside and Outside - Strata 6660	\$999
SSSTRMWBB6660	Magnetic Whiteboard on Inside and Outside - Strata 6660	\$784
SSSTRMWBL6660	Magnetic Whiteboard Inside/ Laminate Outside - Strata 6660	\$826
SSSTRMWBF6660	Magnetic Whiteboard Inside/ Fabric Outside - Strata 6660	\$930
SSSTREZO6660	PET Acoustic Ezobord Upper Panel - Strata 6660	\$928
SSSTRPAP6660	Printed Acrylic Panel - Strata 6660	\$989

For fabric panel choices go to [www.swiftspaceinc.com/design/](http://www.swiftspaceinc.com/design/) visit the CFStinson portal and click on 'Panel'

# Strata Back Panel - 66"

MODEL #	PRODUCT DESCRIPTION	PRICE (IN USD)
SSSTRWWBM4166	Whiteboard/Laminate Inside, Laminate Outside - Strata 4166	\$63
SSSTRWBF4166	Whiteboard/Laminate Inside, Fabric Outside - Strata 4166	\$226
SSSTRWBB4166	Whiteboard on Inside and Outside - Strata 4166	\$121
SSSTRTB4166	Fabric covered tackboards on Inside and Outside - Strata 4166	\$380
SSSTRMWBB4166	Magnetic Whiteboard on Inside and Outside - Strata 4166	\$288
SSSTRMWBL4166	Magnetic Whiteboard Inside/ Laminate Outside - Strata 4166	\$333
SSSTRMWBF4166	Magnetic Whiteboard Inside/ Fabric Outside - Strata 4166	\$427
SSSTREZ04166	PET Acoustic Ezobord Upper Panel - Strata 4166	\$441
SSSTRPAP4166	Printed Acrylic Panel - Strata 4166	\$232
SSSTRWWBM5266	Whiteboard/Laminate Inside, Laminate Outside - Strata 5266	\$150
SSSTRWBF5266	Whiteboard/Laminate Inside, Fabric Outside - Strata 5266	\$391
SSSTRWBB5266	Whiteboard on Inside and Outside - Strata 5266	\$270
SSSTRTB5266	Fabric covered tackboards on Inside and Outside - Strata 5266	\$629
SSSTRMWBB5266	Magnetic Whiteboard on Inside and Outside - Strata 5266	\$603
SSSTRMWBL5266	Magnetic Whiteboard Inside/ Laminate Outside - Strata 5266	\$626
SSSTRMWBF5266	Magnetic Whiteboard Inside/ Fabric Outside - Strata 5266	\$707
SSSTREZ05266	PET Acoustic Ezobord Upper Panel - Strata 5266	\$629
SSSTRPAP5266	Printed Acrylic Panel - Strata 5266	\$501
SSSTRWWBM6666	Whiteboard/Laminate Inside, Laminate Outside - Strata 6666	\$213
SSSTRWBF6666	Whiteboard/Laminate Inside, Fabric Outside - Strata 6666	\$617
SSSTRWBB6666	Whiteboard on Inside and Outside - Strata 6666	\$391
SSSTRTB6666	Fabric covered tackboards on Inside and Outside - Strata 6666	\$1,009
SSSTRMWBB6666	Magnetic Whiteboard on Inside and Outside - Strata 6666	\$891
SSSTRMWBL6666	Magnetic Whiteboard Inside/ Laminate Outside - Strata 6666	\$959
SSSTRMWBF6666	Magnetic Whiteboard Inside/ Fabric Outside - Strata 6666	\$1,133
SSSTREZ06666	PET Acoustic Ezobord Upper Panel - Strata 6666	\$1,069
SSSTRPAP6666	Printed Acrylic Panel - Strata 6666	\$733

For fabric panel choices go to [www.swiftspaceinc.com/design/](http://www.swiftspaceinc.com/design/) visit the CFStinson portal and click on 'Panel'

# Strata Back Panel - 72"

MODEL #	PRODUCT DESCRIPTION	PRICE (IN USD)
SSSTRWWBM4172	Whiteboard/Laminate Inside, Laminate Outside - Strata 4172	\$103
SSSTRWBF4172	Whiteboard/Laminate Inside, Fabric Outside - Strata 4172	\$265
SSSTRWBB4172	Whiteboard on Inside and Outside - Strata 4172	\$159
SSSTRTB4172	Fabric covered tackboards on Inside and Outside - Strata 4172	\$419
SSSTRMWBB4172	Magnetic Whiteboard on Inside and Outside - Strata 4172	\$328
SSSTRMWBL4172	Magnetic Whiteboard Inside/ Laminate Outside - Strata 4172	\$372
SSSTRMWBF4172	Magnetic Whiteboard Inside/ Fabric Outside - Strata 4172	\$467
SSSTREZO4172	PET Acoustic Ezobord Upper Panel - Strata 4172	\$478
SSSTRPAP4172	Printed Acrylic Panel - Strata 4172	\$270
SSSTRWWBM5272	Whiteboard/Laminate Inside, Laminate Outside - Strata 5272	\$189
SSSTRWBF5272	Whiteboard/Laminate Inside, Fabric Outside - Strata 5272	\$429
SSSTRWBB5272	Whiteboard on Inside and Outside - Strata 5272	\$309
SSSTRTB5272	Fabric covered tackboards on Inside and Outside - Strata 5272	\$669
SSSTRMWBB5272	Magnetic Whiteboard on Inside and Outside - Strata 5272	\$643
SSSTRMWBL5272	Magnetic Whiteboard Inside/ Laminate Outside - Strata 5272	\$665
SSSTRMWBF5272	Magnetic Whiteboard Inside/ Fabric Outside - Strata 5272	\$747
SSSTREZO5272	PET Acoustic Ezobord Upper Panel - Strata 5272	\$669
SSSTRPAP5272	Printed Acrylic Panel - Strata 5272	\$539
SSSTRWWBM6672	Whiteboard/Laminate Inside, Laminate Outside - Strata 6672	\$292
SSSTRWBF6672	Whiteboard/Laminate Inside, Fabric Outside - Strata 6672	\$577
SSSTRWBB6672	Whiteboard on Inside and Outside - Strata 6672	\$470
SSSTRTB6672	Fabric covered tackboards on Inside and Outside - Strata 6672	\$1,089
SSSTRMWBB6672	Magnetic Whiteboard on Inside and Outside - Strata 6672	\$970
SSSTRMWBL6672	Magnetic Whiteboard Inside/ Laminate Outside - Strata 6672	\$1,038
SSSTRMWBF6672	Magnetic Whiteboard Inside/ Fabric Outside - Strata 6672	\$1,213
SSSTREZO6672	PET Acoustic Ezobord Upper Panel - Strata 6672	\$1,148
SSSTRPAP6672	Printed Acrylic Panel - Strata 6672	\$808

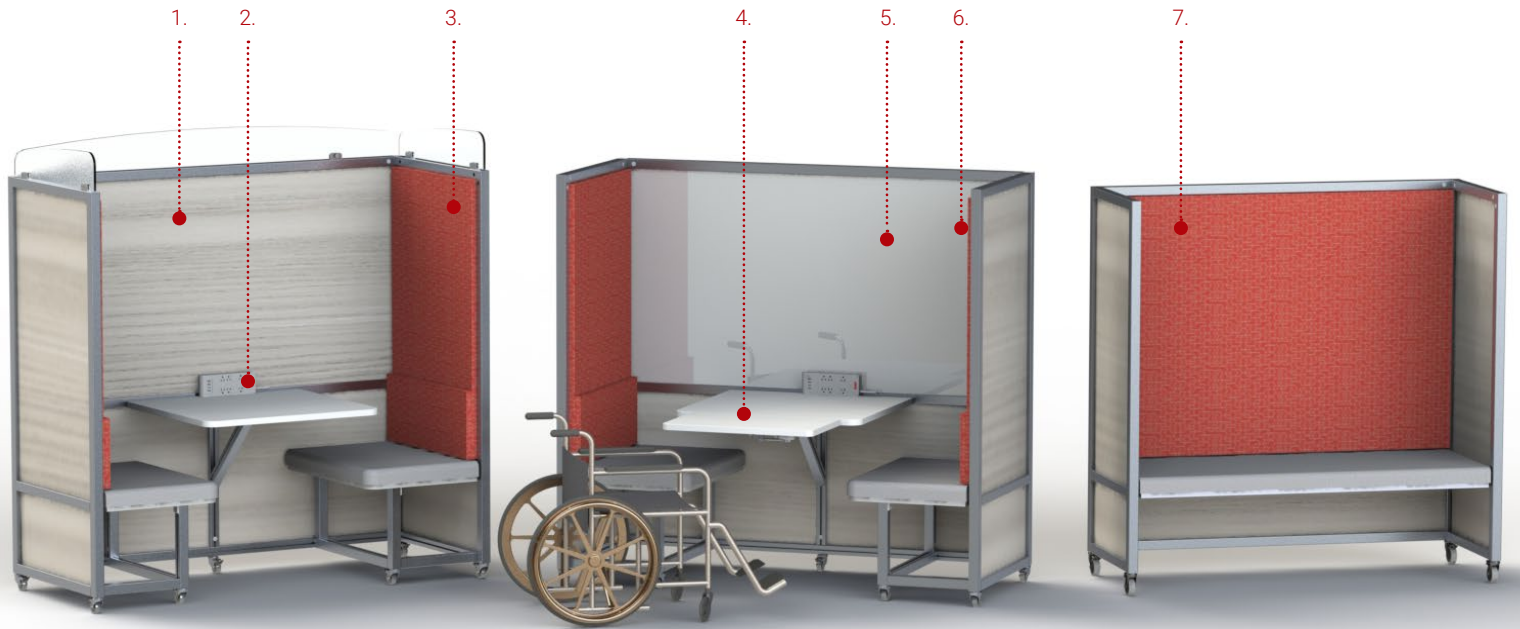
For fabric panel choices go to [www.swiftspaceinc.com/design/](http://www.swiftspaceinc.com/design/) visit the CFStinson portal and click on 'Panel'

# Strata Side Panel

MODEL #	PRODUCT DESCRIPTION	PRICE (IN USD)
SSSTRWWBM-SIDE41	Whiteboard/Laminate Inside, Laminate Outside - Strata Side 41"H	\$51
SSSTRWBF-SIDE41	Whiteboard/Laminate Inside, Fabric Outside - Strata Side 41"H	\$132
SSSTRWBB-SIDE41	Whiteboard on Inside and Outside - Strata Side 41"H	\$80
SSSTRTB-SIDE41	Fabric covered tackboards on Inside and Outside - Strata Side 41"H	\$210
SSSTRMWBB-SIDE41	Magnetic Whiteboard on Inside and Outside - Strata Side 41"H	\$164
SSSTRMWBL-SIDE41	Magnetic Whiteboard Inside/ Laminate Outside - Strata Side 41"H	\$186
SSSTRMWBF-SIDE41	Magnetic Whiteboard Inside/ Fabric Outside - Strata Side 41"H	\$233
SSSTREZO-SIDE41	PET Acoustic Ezobord Upper Panel - Strata Side 41"H	\$240
SSSTRPAP-SIDE41	Printed Acrylic Panel - Strata Side 41"H	\$134
SSSTRWWBM-SIDE52	Whiteboard/Laminate Inside, Laminate Outside - Strata Side 52" H	\$95
SSSTRWBF-SIDE52	Whiteboard/Laminate Inside, Fabric Outside - Strata Side 52" H	\$215
SSSTRWBB-SIDE52	Whiteboard on Inside and Outside - Strata Side 52" H	\$154
SSSTRTB-SIDE52	Fabric covered tackboards on Inside and Outside - Strata Side 52" H	\$334
SSSTRMWBB-SIDE52	Magnetic Whiteboard on Inside and Outside - Strata Side 52" H	\$321
SSSTRMWBL-SIDE52	Magnetic Whiteboard Inside/ Laminate Outside - Strata Side 52" H	\$333
SSSTRMWBF-SIDE52	Magnetic Whiteboard Inside/ Fabric Outside - Strata Side 52" H	\$373
SSSTREZO-SIDE52	PET Acoustic Ezobord Upper Panel - Strata Side 52" H	\$334
SSSTRPAP-SIDE52	Printed Acrylic Panel - Strata Side 52" H	\$270
SSSTRWWBM-SIDE66	Whiteboard/Laminate Inside, Laminate Outside - Strata Side 66" H	\$146
SSSTRWBF-SIDE66	Whiteboard/Laminate Inside, Fabric Outside - Strata Side 66" H	\$347
SSSTRWBB-SIDE66	Whiteboard on Inside and Outside - Strata Side 66" H	\$234
SSSTRTB-SIDE66	Fabric covered tackboards on Inside and Outside - Strata Side 66" H	\$544
SSSTRMWBB-SIDE66	Magnetic Whiteboard on Inside and Outside - Strata Side 66" H	\$485
SSSTRMWBL-SIDE66	Magnetic Whiteboard Inside/ Laminate Outside - Strata Side 66" H	\$519
SSSTRMWBF-SIDE66	Magnetic Whiteboard Inside/ Fabric Outside - Strata Side 66" H	\$606
SSSTREZO-SIDE66	PET Acoustic Ezobord Upper Panel - Strata Side 66" H	\$573
SSSTRPAP-SIDE66	Printed Acrylic Panel - Strata Side 66" H	\$404

For fabric panel choices go to [www.swiftspaceinc.com/design/](http://www.swiftspaceinc.com/design/) visit the CFStinson portal and click on 'Panel'

# Duo Overview



## 1. Wall Height

Standard height is 66". Walls can be done in whiteboard, fabric, or PET Acoustic Ezobord. Panel extenders can be added for increased height, various material options available for panel extenders.

## 2. Power and Data

Access to 15 amps of power available through an optional detachable power bar with six electrical outlets, four USB charging ports and a fifteen-foot power cord that can be plugged into any regular outlet.

## 3. Upholstered Back and Seat

Comfortable and convenient mobile meeting room or seating area for two. Cushions available in various coverings.

## 4. Worksurface

30"W x 27"D fixed height table is standard. Space on the end allows the worksurface to be wheelchair accessible. An additional pullout worksurface that is 24"W x 14"D can be added to the end to create space for a third person.

## 5. Back Wall

High pressure laminate comes standard. Semi-clear poly, whiteboard, printed acrylic, sound-dampening material or fabric-covered tackboards are also available.

## 6. Removable Back Wall

When the station is ordered in laminate or whiteboard it can be slotted for easy removal of the panel. This allows the station to be paired with another station to create a 4 - 6 person meeting space.

## 7. Booth to Bench

Remove the worksurface to transform the booth into a bench, at no additional cost

Worksurface can be ordered with a Comfort-Cut at no additional cost. Specify when requesting quote.

Castor lock available at no charge, upon request. 2 locks/station.

# Duo Mobile Meeting Room

MODEL #	PRODUCT DESCRIPTION	OPEN FOOTPRINT (LEFT X RIGHT)	SEAT HEIGHT	SEAT DEPTH	SEAT WIDTH (PER SIDE)	HEIGHT (IN INCHES)	PRICE (IN USD)
SSDU05268 C or G	Duo - Meeting Space	29" x 68"	19"	20"	28"	52"	\$7,532
SSDU06668 C or G	Duo - Meeting Space	29" x 68"	19"	20"	28"	66"	\$7,793

MODEL #	PRODUCT DESCRIPTION	PRICE (IN USD)
SSDUOPOWS2614	Pullout Worksurface - 24"w x 14"D	\$518
SSDOSCPY	PET Acoustic Ezobord Canopy	\$2,293
SSDOSACREXS1270 B or R	Acrylic Panel Extender Set 12"H (3 pieces) - Bowed or Rectangular	\$963
SSDOSACREXS2470 B or R	Acrylic Panel Extender Set 24"H (3 pieces) - Bowed or Rectangular	\$1,830
SSDOSEZOEXS1270 B or R	PET Acoustic Ezobord Panel Extender Set 12"H (3 pieces) - Bowed or Rectangular	\$1,298
SSDOSEZOEXS2470 B or R	PET Acoustic Ezobord Panel Extender Set 24"H (3 pieces) - Bowed or Rectangular	\$2,272



Seat only available in Vinyl Upholstery can be ordered from any of our standard seating upholstery from CF Stinson. To view go to [www.cfstinson.com](http://www.cfstinson.com) and select 'Seating'. Vinyl can be ordered from other suppliers however, an up-charge will be applied for cost in excess of \$25/yd.

Seat Back is upholstered, from seat to height of panel.

For fabric panel choices go to [www.swiftspaceinc.com/design/](http://www.swiftspaceinc.com/design/) visit the CFStinson portal and click on 'Performance Seating'

# Duo Bench



MODEL #	PRODUCT DESCRIPTION	FOOTPRINT (LEFT x RIGHT)	SEAT HEIGHT (DEEP x WIDE)	SEAT DEPTH (HIGH x DEEP)	SEAT WIDTH (IN INCHES)	SEAT WEIGHT (IN LBS)	PRICE (IN USD)
---------	---------------------	-----------------------------	------------------------------	-----------------------------	---------------------------	-------------------------	-------------------

## 39" Height

SSSTR4148 (Bench)	Bench - 41"H x 48"L	26" x 48"	19"	20"	46"	500 lbs	\$3,197
SSSTR4160 (Bench)	Bench - 41"H x 60"L	26" x 60"	19"	20"	58"	500 lbs	\$3,363
SSSTR4166 (Bench)	Bench - 41"H x 66"L	26" x 66"	19"	20"	64"	500 lbs	\$3,528
SSSTR4172 (Bench)	Bench - 41"H x 72"L	26" x 72"	19"	20"	70"	500 lbs	\$3,969

## 50" Height

SSSTR5248 (Bench)	Bench - 52"H x 48"L	26" x 48"	19"	20"	46"	500 lbs	\$3,418
SSSTR5260 (Bench)	Bench - 52"H x 60"L	26" x 60"	19"	20"	58"	500 lbs	\$3,638
SSSTR5266 (Bench)	Bench - 52"H x 66"L	26" x 66"	19"	20"	64"	500 lbs	\$3,859
SSSTR5272 (Bench)	Bench - 52"H x 72"L	26" x 72"	19"	20"	70"	500 lbs	\$4,300

## 63" Height

SSSTR6648 (Bench)	Bench - 66"H x 48"L	26" x 48"	19"	20"	46"	500 lbs	\$4,190
SSSTR6660 (Bench)	Bench - 66"H x 60"L	26" x 60"	19"	20"	58"	500 lbs	\$4,355
SSSTR6666 (Bench)	Bench - 66"H x 66"L	26" x 66"	19"	20"	64"	500 lbs	\$4,520
SSSTR6672 (Bench)	Bench - 66"H x 72"L	26" x 72"	19"	20"	70"	500 lbs	\$4,961

Seat only available in Vinyl Upholstery can be ordered from any of our standard seating upholstery from CF Stinson. To view go to [www.cfstinson.com](http://www.cfstinson.com) and select 'Seating'. Vinyl can be ordered from other suppliers however, an up-charge will be applied for cost in excess of \$25/yard.  
Seat Back is upholstered, from seat to height of panel.



# Aluminum Frame Mobile Wall Overview



## 1. Sizes

Panels come in standard heights of 52" or 76" and widths of 24" or 48".

Walls can be made smaller to any custom dimension at no additional cost

## 2. Finishes

Panels come in any of our 15 standard laminates or whiteboard laminate, PET Acoustic Ezobord, Acrylic or Plexiglas

## 3. Configurations

Our brackets allow for 90 degree or 180 degree configurations

## 4. Additional Options

Additional options include: Anti-Microbial spray, hang on whiteboard or accessory rails, power troughs and brackets for hanging TVs or monitors

## 5. Casters

Mobile walls come standard with casters that are 2.5" in diameter with grey rubber wheels that swivel and lock. The mobile wall can be ordered with castered legs that allow it to be used as a stand alone wall to create visual privacy between two stations or walls

# Aluminum Frame Mobile Wall

MODEL #	PRODUCT DESCRIPTION	WIDTH (IN INCHES)	HEIGHT (IN INCHES)	LIST PRICE (IN USD)
---------	---------------------	----------------------	-----------------------	------------------------

## Laminate

SSLAM2452	Mobile Wall 24W 52H Laminate	24"	52"	\$1,152
SSLAM2476	Mobile Wall 24W 76H Laminate	24"	76"	\$1,475
SSLAM4852	Mobile Wall 48W 52H Laminate	48"	52"	\$1,467
SSLAM4876	Mobile Wall 48W 76H Laminate	48"	76"	\$1,955

## PET Acoustic Ezobord

SSEZO2452	Mobile Wall 24W 52H PET Acoustic Ezobord	24"	52"	\$1,144
SSEZO2476	Mobile Wall 24W 76H PET Acoustic Ezobord	24"	76"	\$1,459
SSEZO4852	Mobile Wall 48W 52H PET Acoustic Ezobord	48"	52"	\$1,450
SSEZO4876	Mobile Wall 48W 76H PET Acoustic Ezobord	48"	76"	\$1,921

## Poly

SSPOLY2452	Mobile Wall 24W 52H Poly	24"	52"	\$1,054
SSPOLY2476	Mobile Wall 24W 76H Poly	24"	76"	\$1,279
SSPOLY4852	Mobile Wall 48W 52H Poly	48"	52"	\$1,270
SSPOLY4876	Mobile Wall 48W 76H Poly	48"	76"	\$1,561

## Magnetic Whiteboard

SSMAGWB2452	Mobile Wall 24W 52H Magnetic Whiteboard	24"	52"	\$1,260
SSMAGWB2476	Mobile Wall 24W 76H Magnetic Whiteboard	24"	76"	\$1,692
SSMAGWB4852	Mobile Wall 48W 52H Magnetic Whiteboard	48"	52"	\$1,684
SSMAGWB4876	Mobile Wall 48W 76H Magnetic Whiteboard	48"	76"	\$2,388

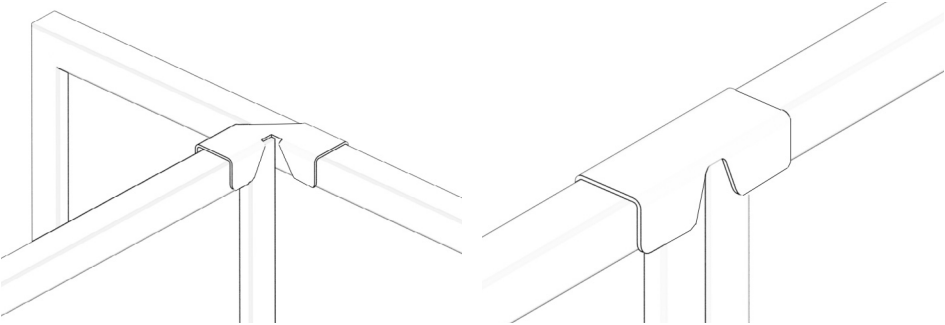
MODEL #	PRODUCT DESCRIPTION	WIDTH (IN INCHES)	HEIGHT (IN INCHES)	LIST PRICE (IN USD)
---------	---------------------	----------------------	-----------------------	------------------------

### Whiteboard Laminate


SSLAMWB2452	Mobile Wall 24W 52H Whiteboard Laminate	24"	52"	\$1,221
SSLAMWB2476	Mobile Wall 24W 76H Whiteboard Laminate	24"	76"	\$1,614
SSLAMWB4852	Mobile Wall 48W 52H Whiteboard Laminate	48"	52"	\$1,606
SSLAMWB4876	Mobile Wall 48W 76H Whiteboard Laminate	48"	76"	\$2,232

### Acrylic

SSACRY2452	Mobile Wall 24W 52H Acrylic	24"	52"	\$1,191
SSACRY2476	Mobile Wall 24W 76H Acrylic	24"	76"	\$1,554
SSACRY4852	Mobile Wall 48W 52H Acrylic	48"	52"	\$1,545
SSACRY4876	Mobile Wall 48W 76H Acrylic	48"	76"	\$2,111



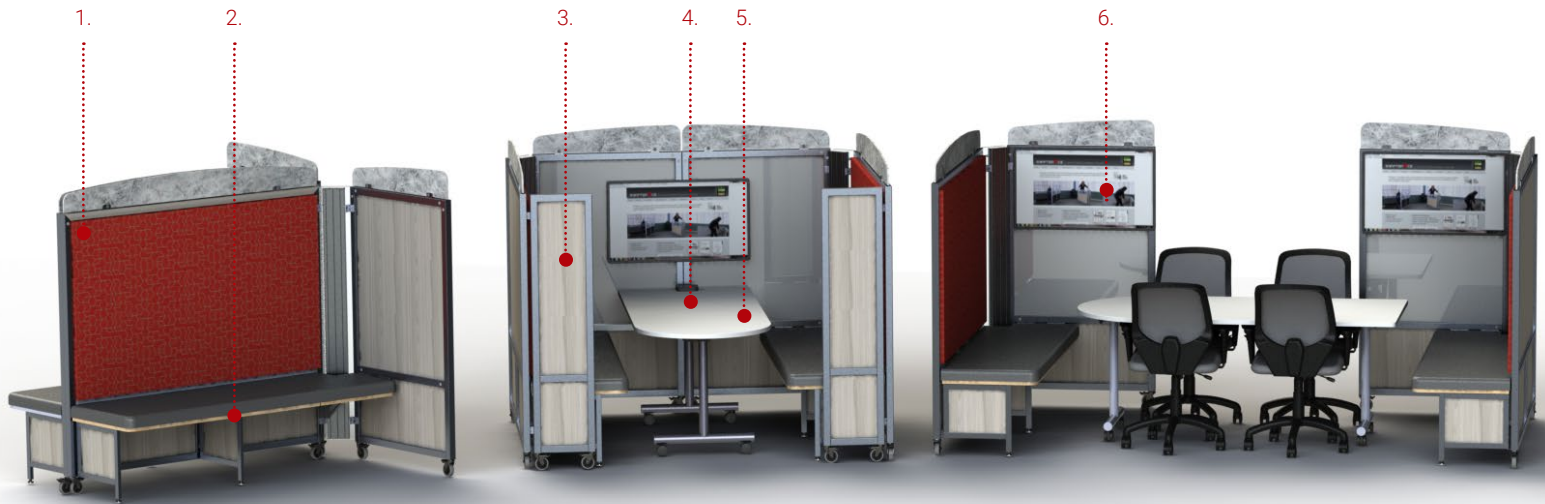
Bracket comes standard with thumbscrews



SSLEGS      Castered Legs (Pair)      \$324

*Used when ordering stand alone single panels*

# Rendezvous Overview



## 1. Wall Height

Standard height is 60"  
Can increase height to 66" or 72" with  
panel extenders  
(shown here in PET)  
Walls can be done in whiteboard, fabric,  
PET Acoustic Ezobord.

## 2. Fabric-Covered Cushion

Comfortable and convenient mobile  
meeting room or seating area for up to  
six people. Cushion available in various  
fabrics.

## 3. Front Privacy

Optional front panel can be added to  
increase privacy and sound reduction.

## 4. Power and Data

Access to 15 amps of power available  
through an optional detachable power  
bar with six electrical outlets, four USB  
charging ports and a six-foot power cord  
that can be plugged into any regular out-  
let. Option to add additional 40 amps of  
power available.

## 5. Worksurface

30" x 72" peninsula table is standard  
(shown here with a whiteboard surface).

## 6. Panel Mounted Monitors

A monitor can be mounted to the back  
wall to add digital display.

## Reconfigure the Station

Easily reconfigure the station into various setups to suit your needs. No disassembly required

Locking Bracket available to prevent caster locking tab from becoming disengaged. Available upon request at no additional cost.  
2 locks/station.

# Rendezvous Mobile Meeting Rooms

Imagine the possibilities: a completely mobile meeting space that can sit up to six people in a "booth" like setting in under a minute. Designed by the Swiftspace Team, the RENDEZVOUS mobile meeting booth does just that!

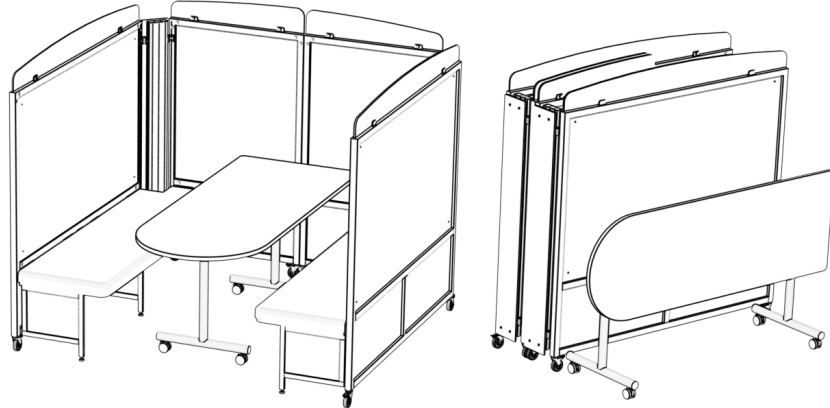
Designed using the patented technology of the popular Swiftspace workstation, the RENDEZVOUS has the same major benefits that our customers love. Think about a mobile self-contained wall and seating system that can be setup in seconds, by anyone, with no tools!

When no longer required it can be folded back up in seconds and stored out of the way. Sound like a Facility Planners dream?

## Specifications

The overall footprint of the booth is:

- Wall height - 60" (option to increase to 72" with Acrylic Privacy Panels)
- Footprint when open - 79" x 72" (81" x 79" Privacy)
- Footprint when closed - 23" x 74"
- Seat height - 19"
- Seat depth - 20"
- Seat width per side - 75.5"
- Seat weight rating per side - 1000 lbs
- Door opening - 41.5"



Shown with optional panel extenders above

## Options:

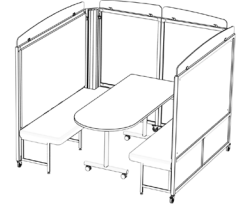
- **Seat only available in Vinyl Upholstery**
- Aluminum corner covers come standard
- Outside panel walls can also be ordered in any of our standard panel fabrics from CF Stinson. Fabric can be ordered from other suppliers however an up-charge will be applied for cost in excess of \$25/yard. To view fabric panel choices go to: [www.cfstinson.com](http://www.cfstinson.com) and click on 'Panel'
- Inside panel upper walls can be ordered with a whiteboard, semi-transparent polycarbonate, or any of our standard panel fabrics available from CF Stinson. Fabric can be ordered from other suppliers however an up-charge will be applied for cost in excess of \$25/yard.
- Seat and back upholstery can be ordered from any of our standard seating upholstery from CF Stinson. To view go to [www.cfstinson.com](http://www.cfstinson.com) and select 'Seating'. The seat and back can be ordered with different upholstery. Fabric can be ordered from other suppliers however, an up-charge will be applied for cost in excess of \$25/yard.

Accessories to enhance user experience, the RENDEZVOUS can be ordered with:

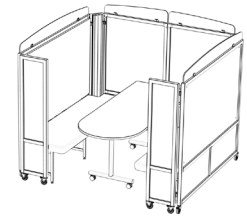
- Powerbar with 6 outlets, four USB charging ports and 6ft power cord
- Storage cover
- Panel mount for TV/Monitor screen

# Rendezvous Mobile Meeting Rooms

MODEL #	PRODUCT DESCRIPTION	PRICE (IN USD)
SSMB07972LAM	Rendezvous Open Front with Laminate Outside Uppers - Open front	\$16,528
SSMB07972FAB	Rendezvous Open Front with Fabric Outside Uppers - Open front	\$17,986
SSMB07972EZO	Rendezvous Mobile Meeting Booth - in PET Acoustic Ezobord- Open Front	\$17,986

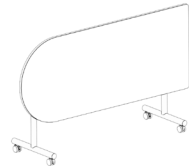


SSMBP8179LAM	Rendezvous Mobile Meeting Room with Laminate Outside Uppers Front Privacy	\$17,986
SSMBP8179FAB	Rendezvous Mobile Meeting Room with Fabric Outside Uppers Front Privacy	\$19,443
SSMBP8179EZO	Rendezvous Mobile Meeting Booth - Privacy	\$19,443

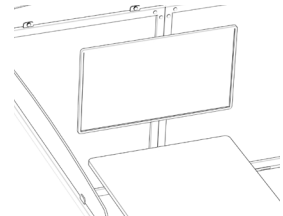


SS3072PEN	30 x 72 Peninsula Table Top	\$916
-----------	-----------------------------	-------

Recommended table size and shape for booth is 30" x 72" Peninsula with a SS7722 T-Flip Top Base



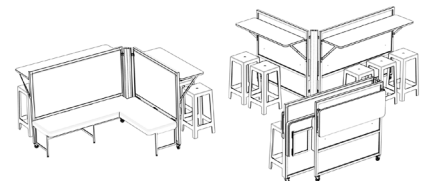
SSPPACR12	Acrylic Panel Extender Set 12"H (4 pieces)	\$1,575
SSPB	Power Bar Tripp-Lite Power Bar/Suppressor with 6 outlets, 4 USB A charging ports and 15ft power cord. Combination AC circuit breaker and 2 position on/off. Power bar connects to the centre bar of the station.	\$183
SSSCREN	Storage Cover - Takes 2	\$422
SSPMS	Panel mount for TV/Monitor screen	\$455



SSSB5272L5254RLAM	Seated Booth 6.5x5	\$14,136
-------------------	--------------------	----------

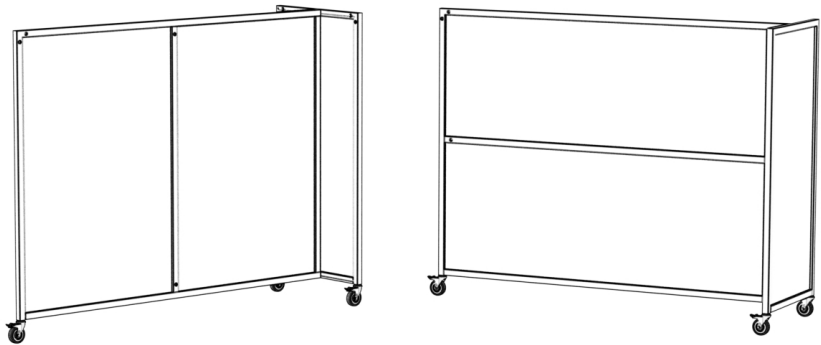
Footprint when open - 78" x 60"  
Footprint when closed - 23" x 74"  
Transaction top and bracket included

\*Station cannot be symmetrical in order to fold (18" differential needed)



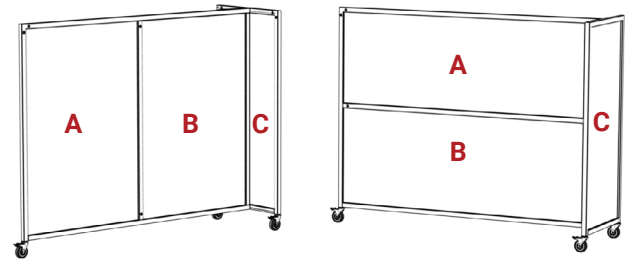
# Mobile T - Walls

MODEL #	PRODUCT DESCRIPTION	WIDTH (IN INCHES)	DEPTH (IN INCHES)	HEIGHT (IN INCHES)	PRICE (IN USD)
SSMPCB5260H	Mobile Communication and Privacy Panel Wall on casters - Horizontal bar	60"	23"	52"	\$3,122
SSMPCB5260V	Mobile Communication / Privacy Panel - Vertical Bar	60"	23"	52"	\$3,122
SSMPCB5296H	Mobile Communication and Privacy Panel Wall on casters - Horizontal bar	96"	30"	52"	\$4,082
SSMPCB5296V	Mobile Communication and Privacy Panel Wall on casters - Vertical bar	96"	30"	52"	\$4,082
SSMPCB7260H	Mobile Communication and Privacy Wall - Horizontal bar	60"	23"	72"	\$3,561
SSMPCB7260V	Mobile Communication and Privacy Wall - Vertical bar	60"	23"	72"	\$3,561
SSMPCB7296H	Mobile Communication and Privacy Wall - Horizontal bar	96"	30"	72"	\$4,344
SSMPCB7296V	Mobile Communication and Privacy Wall - Vertical bar	96"	30"	72"	\$4,344



Custom wall lengths and heights are available. Contact Swiftspace for pricing.

MODEL #	PRODUCT DESCRIPTION	PRICE (IN USD)
SSWBPWall	Whiteboard Panel - Upcharge for Panel (both sides)	\$710
SSMWBPWall	Magnetic Whiteboard Panel - Upcharge for Panel (Both Sides)	\$936
SSEZOPWall	PET Acoustic Ezobord Fabric Covered Tackboard Panel (both sides)	\$689
SSFABPWall	Fabric Tackboard Panel - Upcharge for Panel (2 sides)	\$797

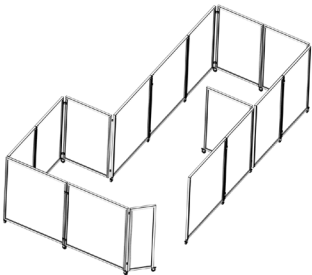


Panel location (for ordering)  
Location of "C" panel can be adjusted to left/centre/right/  
Centre position shown.



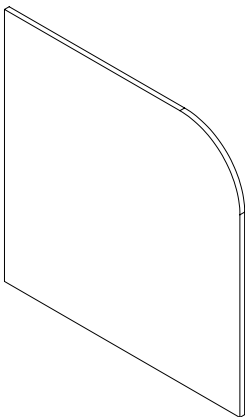
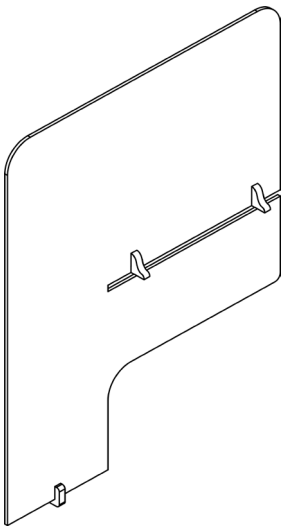
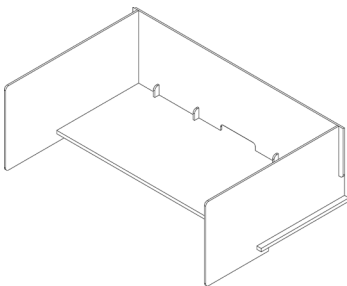
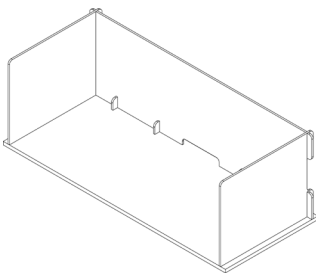
# Mobile Wall Systems

MODEL #	PRODUCT DESCRIPTION	WIDTH (IN INCHES)	HEIGHT (IN INCHES)	PRICE (IN USD)
SS1860LAM	Mobile Wall 18W60H Laminate	18"	60"	\$1,337
SS1860FAB/EZO	Mobile Wall 18W60H Fabric or PET Acoustic Ezobord	18"	60"	\$1,765
SS1872LAM	Mobile Wall 18W72H Laminate	18"	72"	\$1,488
SS1872FAB/EZO	Mobile Wall 18W72H Fabric or PET Acoustic Ezobord	18"	72"	\$1,798
SS2460LAM	Mobile Wall 24W60H Laminate	24"	60"	\$1,366
SS2460FAB/EZO	Mobile Wall 24W60H Fabric or PET Acoustic Ezobord	24"	60"	\$1,917
SS2472LAM	Mobile Wall 24W72H Laminate	24"	72"	\$1,488
SS2472FAB/EZO	Mobile Wall 24W72H Fabric or PET Acoustic Ezobord	24"	72"	\$1,956
SS3060LAM	Mobile Wall 30W60H Laminate	30"	60"	\$1,537
SS3060FAB/EZO	Mobile Wall 30W60H Fabric or PET Acoustic Ezobord	30"	60"	\$2,193
SS3072LAM	Mobile Wall 30W72H Laminate	30"	72"	\$1,628
SS3072FAB/EZO	Mobile Wall 30W72H Fabric or PET Acoustic Ezobord	30"	72"	\$2,235
SS3660LAM	Mobile Wall 36W60H Laminate	36"	60"	\$1,563
SS3660FAB/EZO	Mobile Wall 36W60H Fabric or PET Acoustic Ezobord	36"	60"	\$2,480
SS3672LAM	Mobile Wall 36W72H Laminate	36"	72"	\$1,665
SS3672FAB/EZO	Mobile Wall 36W72H Fabric or PET Acoustic Ezobord	36"	72"	\$2,529
SS4260LAM	Mobile Wall 42W60H Laminate	42"	60"	\$1,598
SS4260FAB/EZO	Mobile Wall 42W60H Fabric or PET Acoustic Ezobord	42"	60"	\$2,516
SS4272LAM	Mobile Wall 42W72H Laminate	42"	72"	\$1,696
SS4272FAB/EZO	Mobile Wall 42W72H Fabric or PET Acoustic Ezobord	42"	72"	\$2,567
SS4860LAM	Mobile Wall 48W60H Laminate	48"	60"	\$1,628
SS4860FAB/EZO	Mobile Wall 48W60H Fabric or PET Acoustic Ezobord	48"	60"	\$2,546
SS4872LAM	Mobile Wall 48W72H Laminate	48"	72"	\$1,714
SS4872FAB/EZO	Mobile Wall 48W72H Fabric or PET Acoustic Ezobord	48"	72"	\$2,597



# PET Acoustic Ezobord Privacy Panels

MODEL #	PRODUCT DESCRIPTION	PRICE (IN USD)
<b>Study Carrel</b>		
SSFLU60302412	Study Carrel Flush Mount 30" Deep x 60" Wide x 24" Tall, 12mm Thick	\$949
SSFLU72302412	Study Carrel Flush Mount 30" Deep x 72" Wide x 24" Tall, 12mm Thick	\$989
SSEXT60482112	Study Carrel Extended Privacy 30+18" Deep x 60" Wide x 21" Tall, 12mm Thick	\$1,152
SSEXT72482112	Study Carrel Extended Privacy 30+18" Deep x 72" Wide x 24" Tall, 12mm Thick	\$1,186
<b>Desk Separator</b>		
DSP-24D-485312	Desk Separator Plain, for 24" Deep Work Surface, 24" Above-Surface Height	\$1,002
DSP-24D-485912	Desk Separator Plain, for 24" Deep Work Surface, 30" Above-Surface Height	\$1,067
DSP-30D-485312	Desk Separator Plain, for 30" Deep Work Surface, 24" Above-Surface Height	\$1,002
DSP-30D-485912	Desk Separator Plain, for 30" Deep Work Surface, 30" Above-Surface Height	\$1,067
<b>Return Screen</b>		
RTS-RND-242412	24" (609.6mm) Width, 24" (609.6mm) Height, 12mm (1/2") Thickness	\$363
RTS-RND-302412	30" (762mm) Width, 24" (609.6mm) Height, 12mm (1/2") Thickness	\$401



# Pedestals, Bookcases & Wardrobes

For all cabinets installation of any accessories is included in the price being provided.

All pedestals, Bookcases & Wardrobes have inner framework, made from 20 gauge steel. Drawer fronts are 20 gauge steel and are double wall with sound absorption material. Drawer fronts and pulls are field replaceable Pre-installed counter weights in all free standing and mobile pedestal files. Drawer slides are full extension, ball-bearing with quick disconnect and anti-rebound features. Available with level glides with 1" leveling adjust-ability or castors. Castors are weighted for 66 lbs/castor.

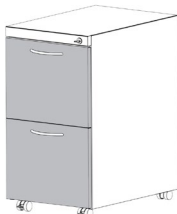
All cabinets can be ordered keyed with one lock number per specified grouping or any combination of key numbers at no extra cost. Master key is available upon request. Lock cores can be changed in the field with lock core to be supplied by manufacturer.

All our cushion top peds come standard with a solid (non-patterned) black polyester fabric or most of CF Stinson's New Hempstead, & Bryant Park range of fabrics without an additional upcharge. To view go to [www.cfstinson.com](http://www.cfstinson.com) and click on 'Performance Fabric'. For Vinyl fabric we offer CF Stinson's Amplify & Staple without an additional charge. To view go to [www.cfstinson.com](http://www.cfstinson.com) and click on 'Vinyl & Non PVC'. Other fabric and vinyl patterns may be ordered from CF Stinson however there will be an upcharge applied if the cost per yard exceeds \$25. For customer's own material (COM) fabric selection, please contact Customer Service to arrange for fabric to be directly shipped to our cushion top supplier.

MODEL #	PRODUCT DESCRIPTION	WIDTH (IN INCHES)	DEPTH (IN INCHES)	HEIGHT (IN INCHES)	WEIGHT (IN LBS)	PRICE (IN USD)
SSFF	File/File Mobile Pedestal	15"	22"	27.5"	80 lbs	\$939
SSBBF	Box/Box/File Mobile Pedestal	15"	22"	27.5"	85 lbs	\$994
SSBFC	Box/File Mobile Pedestal w/ Cushion	15"	22"	24"	70 lbs	\$1,197
SSBF	Box/File Mobile Pedestal	15"	22"	24"	70 lbs	\$892
SSBF10	Box/File Mobile Pedestal 10" wide	10"	22"	22"	50 lbs	\$700
SSBFC10	Box/File Mobile Pedestal w/ Cushion	10"	22"	24"	59 lbs	\$943



**SSBBF** Box/Box/File



**SSFF** File/File



**SSBF** Box/File



**SSBFC** Box/File w/ Cushion



**SSBF10**  
Box/File



**SSBFC10**  
Box/File  
w/ cushion



**SSBBFTowerSR**  
Shelves Open Right



**SSFFTowerSR**  
Shelves Open Right

SSBBFTowerSR	Box/Box/File Mobile Bookcase Tower Open Right	15"	22"	52"	120 lbs	\$1,806
SSBBFTowerSL	Box/Box/File Mobile Bookcase Tower Open Left	15"	22"	52"	120 lbs	\$1,806
SSFFTowerSR	File/File Mobile Bookcase Tower Open Right	15"	22"	52"	115 lbs	\$1,756
SSFFTowerSL	File/File Mobile Bookcase Tower Open Left	15"	22"	52"	115 lbs	\$1,756

Dimensions of top sections in all SSBFTowerSR versions 15"W x 18" H include 1 adjustable shelf

SSBBFTowerDR	Box/Box/File Mobile Storage Tower - Door opens Right	15"	22"	51.5"	125 lbs	\$1,945
SSBBFTowerDL	Box/Box/File Mobile Storage Tower - Door opens Left	15"	22"	51.5"	125 lbs	\$1,945
SSFFTowerDR	Mobile Storage Tower with Door opening right	15"	22"	51.5"	120 lbs	\$1,887
SSFFTowerDL	Mobile Storage Tower with Door Opening Left	15"	22"	51.5"	120 lbs	\$1,887



**SSBBFTowerDR**  
Door Opens Right



**SSFFTowerDR**  
Door Opens Right

All 'SSFF' come with 2 hanging file bars per unit (Front-to-back or side-to-side filing)

All 'SSBF/SSBBF' come with 1 hanging file bar (Front-to-back or side-to-side filing) and 1 pencil tray

Models are available in a number of Powdercoat colours. Platinum best matches the aluminum frame colour.

Door and Drawer fronts are available in laminate finish with *vertical grain direction*. For laminate options please contact Swiftspace.

\*Additional Costs when sold in Canada. Add 4% to price.

# Pedestals, Bookcases & Wardrobes

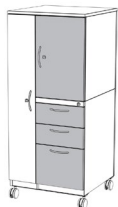
For all cabinets installation of any accessories is included in the price being provided.

Models are available in a number of Powdercoat colours. Platinum best matches the station frame colour.

MODEL #	PRODUCT DESCRIPTION	WIDTH (IN INCHES)	DEPTH (IN INCHES)	HEIGHT (IN INCHES)	WEIGHT (IN LBS)	PRICE (IN USD)
SSDRBBFTowerSL	Bookcase/Wardrobe Box/Box/File Mobile Tower - Bookcase Shelf Left - Wardrobe Door Right	24"	24"	51.5"	170 lbs	\$2,921
SSDLBBFTowerSR	Wardrobe/Bookcase Box/Box/File Mobile Tower - Bookcase Shelf Right - Wardrobe Door Left	24"	24"	51.5"	170 lbs	\$2,921
SSDRFFTowerSL	Bookcase/Wardrobe File/File Mobile Tower - Bookcase Shelf Left - Wardrobe Door Right	24"	24"	51.5"	165 lbs	\$2,863
SSDLFFTowerSR	Wardrobe/Bookcase File/File Mobile Tower - Bookcase Shelf Right - Wardrobe Door Left	24"	24"	51.5"	165 lbs	\$2,863

Dimensions of top sections in all SSBFTowerSR versions 15"W x 18" H include 1 adjustable shelf

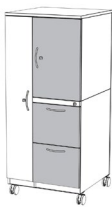
SSDRBBFTowerDL	Cupboard/Wardrobe Box/Box/File Mobile Tower with Wardrobe door Right	24"	24"	51.5"	180 lbs	\$2,921
SSDLBBFTowerDR	Wardrobe/Cupboard Box/Box/File Mobile Tower with Wardrobe door Left	24"	24"	51.5"	180 lbs	\$2,921
SSDRFFTowerDL	Cupboard/Wardrobe File/File Mobile Tower with Tower door Left	24"	24"	51.5"	180 lbs	\$2,863
SSDLFFTowerDR	Wardrobe/Cupboard File/File Mobile Tower with Tower door Right	24"	24"	51.5"	180 lbs	\$2,863



**SSDLBBFTowerDR**  
Tall Door Left  
BBFTower- Door Right



**SSDLBBFTowerSR**  
Tall Door Left  
Shelves Open Right



**SSDLFFTowerDR**  
Tall Door Left  
BBFTower- Door Right



**SSDLFFTowerSR**  
Tall Door Left  
Shelves Open Right

All 'SSFF' come with 2 hanging file bars per unit (Front-to-back or side-to-side filing)  
All 'SSBF/SSBBF' come with 1 hanging file bar (Front-to-back or side-to-side filing) and 1 pencil tray

MODEL #	PRODUCT DESCRIPTION	PRICE (IN USD)
SSHFB	Hanging File Bars for Side-to-Side Filing	\$18
Each 'File' drawer comes with 1 pair of hanging file bars (eg. SSFF has 4 bars standard)		
SSBDD	Box Drawer Divider	\$22
SSPD	Pencil Tray for Box Drawers	\$22
SSMASTER	Master Key	\$19
SSCORE	Key Cores	\$19
SSKEY	Lock Core and Keys	\$19
Standard Storage units come random keyed. Can be specified to be keyed alike.		
SSEL	MicroQ Digital Lock Model SSEL	\$204



Models are available in a number of Powdercoat colours. Platinum best matches the aluminum frame colour.  
Door and Drawer fronts are available in laminate finish with *vertical grain direction*. For laminate options please contact Swiftspace.

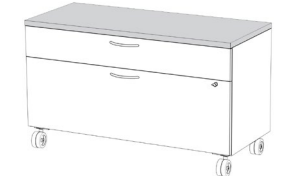
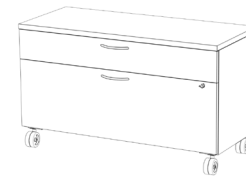
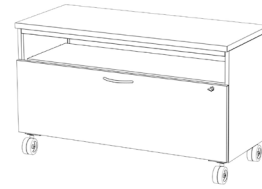
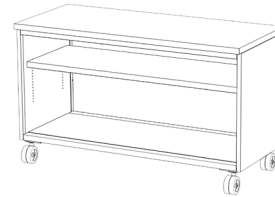
\*Additional Costs when sold in Canada. Add 4% to price.

# Lateral Files

## Lateral Files with Open Shelves, Two Drawers, or Combination

In addition to the complete line of Swiftspace mobile pedestals and storage towers, the following storage is also available. An open bookcase, a lateral file with one open shelf and one drawer, and two drawer lateral file.

MODEL #	PRODUCT DESCRIPTION	PRICE (IN USD)
SSFBK24WL	Open Bookcase 24"W 21.5"H & 18"D - Laminate top	\$1,567
SSFBK30WL	Open Bookcase 30"W & 18"D - Laminate top	\$1,591
SSFBK36WL	Open Bookcase 36"W & 18"D - Laminate top	\$1,661
SSFBK42WL	Open Bookcase 42"W & 18"D - Laminate top	\$1,756
SSFBK24WC	Open Bookcase 24"W 21.5"H & 18"D - Cushion Top	\$1,278
SSFBK30WC	Open Bookcase 30"W 21.5"H & 18"D - Cushion Top	\$1,301
SSFBK36WC	Open Bookcase 36"W 21.5"H & 18"D - Cushion Top	\$1,377
SSFBK42WC	Open Bookcase 42"W 21.5"H & 18"D - Cushion Top	\$1,482
SSFBK24WS	Open Bookcase 24"W 21.5"H & 18"D - Steel Top	\$1,049
SSFBK30WS	Open Bookcase 30"W 21.5"H & 18"D - Steel Top	\$1,089
SSFBK36WS	Open Bookcase 36"W 21.5"H & 18"D - Steel Top	\$1,149
SSFBK42WS	Open Bookcase 42"W 21.5"H & 18"D - Steel Top	\$1,223
SSFBLF30WL	Lateral Files with 1 Drawer and 1 Open Shelf 30" W & 18"D - Laminate Top	\$1,893
SSFBLF36WL	Lateral Files with 1 Drawer and 1 Open Shelf 36" W & 18"D - Laminate Top	\$1,963
SSFBLF42WL	Lateral Files with 1 Drawer and 1 Open Shelf 42" W & 18"D - Laminate Top	\$2,071
SSFBLF30WC	Lateral File with 1 Drawer and 1 Shelf 30"W 21.5"H & 18"D - Cushion Top	\$1,893
SSFBLF36WC	Lateral File with 1 Drawer and 1 Shelf 36"W 21.5"H & 18"D - Cushion Top	\$1,963
SSFBLF42WC	Lateral File with 1 Drawer and 1 Shelf 42"W 21.5"H & 18"D - Cushion Top	\$2,071
SSFBLF30WS	Lateral file with 1 Drawer and 1 Shelf 30"W 21.5"H & 18"D - Steel top	\$1,391
SSFBLF36WS	Lateral File with 1 Drawer and 1 Shelf 36"W 21.5"H & 18"D - Steel top	\$1,452
SSFBLF42WS	Lateral File with 1 Drawer and 1 Shelf 42"W 21.5"H & 18"D - Steel top	\$1,537
SSFLAT30WL	Lateral Files with Two Drawers 30"W & 18"D - Laminate Top	\$1,893
SSFLAT36WL	Lateral Files with Two Drawers 36"W & 18"D - Laminate Top	\$1,963
SSFLAT42WL	Lateral Files with Two Drawers 42"W & 18"D - Laminate top	\$2,071
SSFLAT30WC	Lateral File with 2 Drawers 30"W 21.5"H & 18"D - Cushion top	\$1,893
SSFLAT36WC	Lateral File with 2 Drawers 36"W 21.5"H & 18"D - Cushion top	\$1,963
SSFLAT42WC	Lateral File with 2 Drawers 42"W 21.5"H & 18"D - Cushion Top	\$2,071
SSFLAT30WS	Lateral File with 2 Drawers 30"W 21.5"H & 18"D - Steel Top	\$1,391
SSFLAT36WS	Lateral File with 2 Drawers 36"W 21.5"H & 18"D - Steel Top	\$1,452
SSFLAT42WS	Lateral File with 2 Drawers 42"W 21.5"H & 18"D - Steel Top	\$1,537
SSEL	MicroIQ Digital Lock Model SSEL	\$204



CF Stinson's New Hempstead & Bryant Park range of fabrics without an additional charge. To view go to [www.cfstinson.com](http://www.cfstinson.com) and click on 'Performance Fabric' and select 'Seating Fabric' or 'Coated Seating Fabric'. For customer's own material (COM) fabric selection, please contact Customer Service to arrange for fabric to be directly shipped to our cushion top supplier.

Bookcases come with one height adjustable shelf, 3" castors and ready with 3M Dual Lock re-closable fasteners making it easy to install the work surfaces. Bookcases can be combined with any of the Lateral files and a common laminate or fabric covered cushion top applied. Tops are available in any of the standard Swiftspace laminate or CF Stinson fabrics.

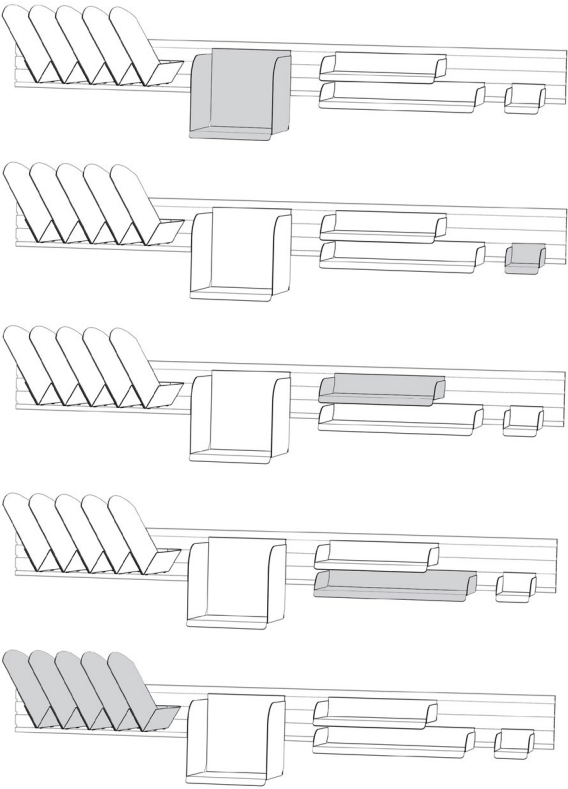
Lateral files come with 3" castors, counterweights for stability, single lock secures both drawers, but only one drawer can be opened at a time, and ready with 3M Dual Lock re-closable fasteners making it easy to install the work surfaces. Lateral files can be combined with another Lateral file or Bookcase and a standard laminate or fabric covered cushion top applied. Tops are available in any of the standard Swiftspace laminates or CF Stinson fabrics.

Models are available in a number of Powdercoat colours. Platinum best matches the aluminum frame colour. Door and Drawer fronts are available in laminate finish with *vertical grain direction*. For laminate options please contact Swiftspace.

\*Additional Costs when sold in Canada. Add 4% to price.

# Accessories

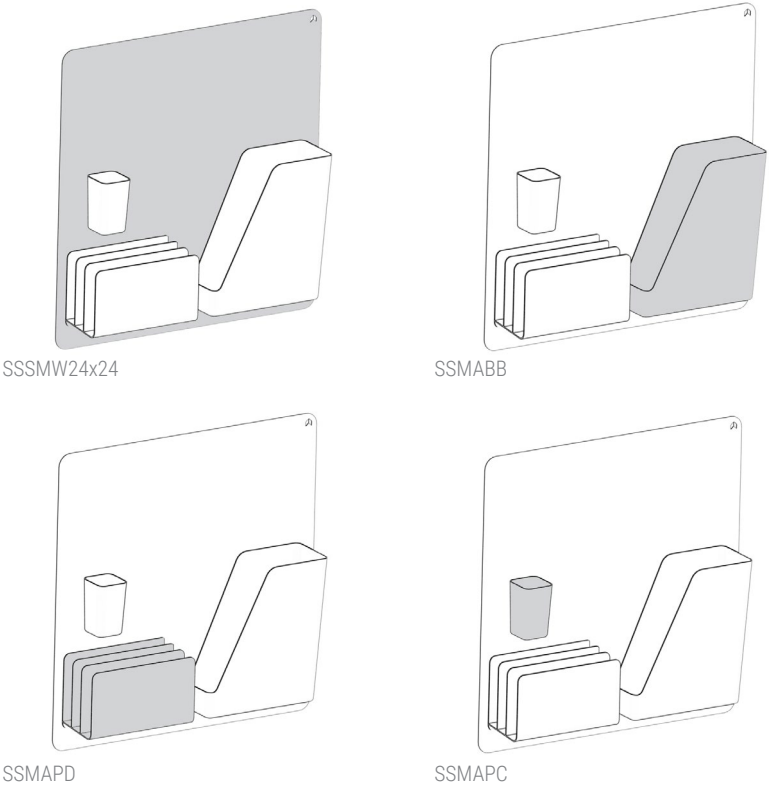
MODEL #	PRODUCT DESCRIPTION	PRICE (IN USD)
SSBH1110	Binder Holder	\$269
SSPPH	Pen/Pencil Holder	\$158
SSLPT139	Regular Paper Tray	\$164
SSLPS189	Legal Paper Shelf	\$181
SSSPS	Slotted Paper Shelf	\$108 per slot



SSSMW12x24	12" x 24" Writable Magnetic Whiteboard with logo	\$175
SSSMW18x24	12" x 24" Writable Magnetic Whiteboard with logo	\$212
SSSMW24x24	24" x 24" Writable Magnetic Whiteboard with logo	\$243

Custom sizes available. Inquire for pricing.

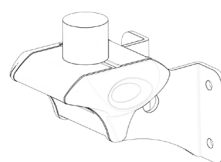
SSMAPD	Magnetic Paper Divider	\$99
SSMAPC	Magnetic Pencil Cup	\$38
SSMABB	Magnetic Book Bin	\$99



Magnetic Accessories come in White plastic finish

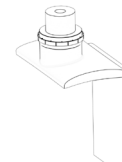
# Accessories

MODEL #	PRODUCT DESCRIPTION	PRICE (IN USD)
SSMAS-SM	Single Monitor Arm - Surface Mount	\$456
SSMAD-PM	Double Monitor Arm - Panel Mount	\$958
SSMAD-SM	Dual Monitor Arm - Surface Mount (max. 24" monitor)	\$958
SSLMAS	Laptop Holder (ADD to Monitor arm(s))	\$164
SSMAW	Wall Mount Monitor Bracket	\$455
SSMATA	Tablet Holder (added to monitor arm(s))	\$145



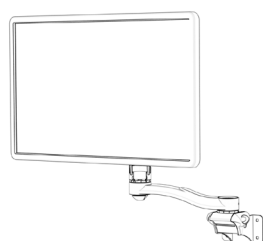
**Panel Mount**

Mounts on Accessory Rail or Centre Upright on Solo, Shape and Foresight Power/Data rail.

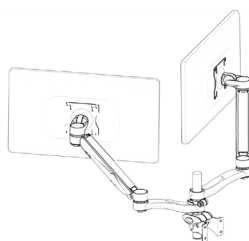


**Surface Mount**

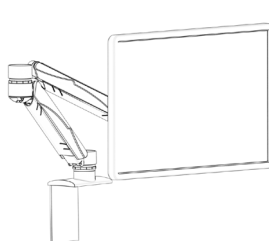
Clamps onto worksurface. Must be removed to fold station. Easy to adjust position along worksurface.



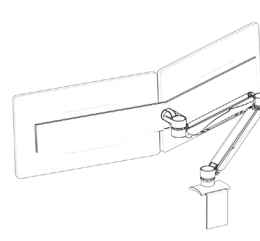
SSMAS-PM



SSMAD-PM



SSMAS-SM



SSMAD-SM



SSMAW



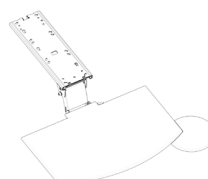
SSLMAS



SSMATA

MODEL #	PRODUCT DESCRIPTION	PRICE (IN USD)
SSKT2610	Economy Keyboard Arm and Tray with mouse	\$842
SSOKT2610	Ovation Sit-stand Arm + keyboard tray with mouse	\$1,030

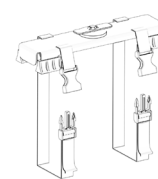
*Mounted to the surface with thumbscrews (no tools required)  
\*MUST BE REMOVED TO FOLD STATION*



Sliding Keyboard Tray & Mouse



SSNP - Fits all panel depths



SSCPUH

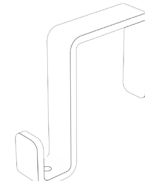
SSNP	Hang on Name Plate	\$99
SSCPUH	CPU Holder	\$204

*Dual strap CPU holder can handle any CPU with width between 5"-7" and up to 20" in height*

SSSCSOLO	Solo Station Cover	\$422
SSSCSOLOSPACE	Solo Space-saver Station Cover	\$422
SSSCSOLO+	Solo+ Station Cover	\$422
SSSCSOLO+SPACE	Solo+ Space-saver Station Cover	\$422
SSCHSolo	Hang on Coat Hanger - Solo	\$36
SSCHFS	Hang on Coat Hanger - Foresight	\$36



Station Cover



Personal Hook

Pricing for Station Covers is based on using leftover vinyls from local seating manufacturers. As a result the covers will be produced in the various colours we currently have in stock. If you want covers to be produced in the same colour add 25% to the list price.

Castor lock available at no charge, upon request. Lock is compatible with: Solo, Strata, Duo, Rendezvous, Shift, Fused, Dos and Shape. 2 locks/station

\*Additional Costs when sold in Canada. Add 4% to price.

For more information visit: <https://www.swiftspaceinc.com/products/accessories-and-enhancements/>



# Electrical / Data Accessories

MODEL #	PRODUCT DESCRIPTION	PRICE (IN USD)
SSPB	Power Bar Tripp-Lite Power Bar/Suppressor with 6 outlets, 4 USB A charging ports and 15ft power cord. Combination AC circuit breaker and 2 position on/off. Power bar connects to the centre bar of the station.	\$183
SSBDPPU	Surface Mounted Power Bar Allows for power and data options on your workstation. 6ft cord can be plugged into a standard outlet. - Clamp on, edge mount - Durable plastic material - comes with 1 data port, 2 electrical plugs, 1 USB A + C charging port - white finish - 2"H x 7.5"W x 2.5"D	\$562
SSATL	Area Task Light 10" long compact task light with 4.2W LED light Light connects to the centre bar of the station	\$726
SSUCTL	Under Cabinet/Shelf Task Light 17" long under cabinet light with 6.6W LED light Light connects to the centre bar of the station	\$596
SSCMS	Cable Management Spine Allows for easier maintenance by organizing your cables into different channels and delivering them from the ground to your workstation. - Plastic Spiral - Silver Finish - Stretches to 84"	\$253
SSWMRICH	Floor storage system for cables and power cords. Comes in 6ft lengths	\$337
SSDATAP	4 Port Data Plate	\$79
SS-ARCH-LD	Wireless Charger	\$300



SSPB



SSBDPPU



SSDATAP



SSATL



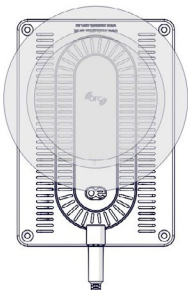
SSCMS



SSUCTL



SSWMRICH



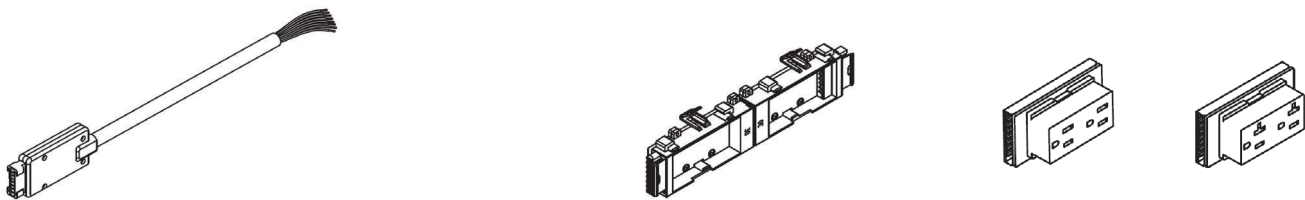
SS-ARCH-LD

\*Additional Costs when sold in Canada. Add 4% to price.

For more information visit: <https://www.swiftspaceinc.com/products/accessories-and-enhancements/>

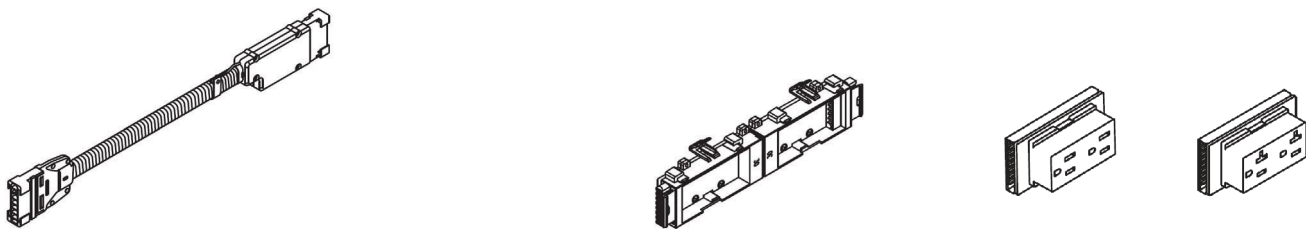
# Swiftspace Trac 4 Powersystem

- Starter Kit - one required at the beginning of each run
  - This includes the Whip, double power-box and receptacle(s)



- List Price with double power-box and two duplex receptacles \$210


- Add- On - one is required for every station in the run
  - This includes a jumper, double power-box and receptacle(s)




- List Price with double power-box and two duplex receptacles \$210

MODEL #	PRODUCT DESCRIPTION	PRICE (IN USD)
SSPWRPOLE	Power Pole - from centre bar to ceiling	\$550
SSHWDADDOND	Hardwired Add on Kit - 4 receptacle (includes junction box)	\$293
SSHWDSTARTERD	Hardwired Starter Kit - 4 Receptacle	\$293


# PET Colour Selections




PB09 - Pure Black



CG06 - Charcoal Gray



ES07 - Ebony Slate



DG34 - Dark Gray



SG04 - Silver Gray




CW04 - Classic White




LB01 - Light Beige




DS10 - Desert Sand




SD18 - Sunny Days



TO24 - Tiger Orange



RR28 - Ruby Red



DP30 - Deep Purple



MN12 - Midnight Navy



PI14 - Polar Ice



VC97 - Vanilla Cream



SP99 - Sunset Pink



AB32 - Aegean Blue



EB50 - Evening Blue

# PET Ezobord Data Sheet

## Product Overview

EzoBord is the robust, highly versatile, recycled base material for EzoBord acoustic ceiling products, acoustic lighting products, acoustic wall panels and acoustic room dividers.

## USGBC LEED V4 Credits

While individual products do not ‘earn’ LEED credits, EzoBord can contribute to the following LEED v4 Credits:

- EQc9 for enhancing acoustic performance
- MRc3 BPDO for sourcing of raw materials for recycled contribution
- EQc6 interior lighting for surface reflectance (lighter color options)

## Sustainability

Carbon neutral product

- Zero carbon manufacturing
- Recycled content +/- 60% recycled material
- Low VOC and CDPH compliant
- Zero waste manufacturing initiative
- Sustainable supply chain

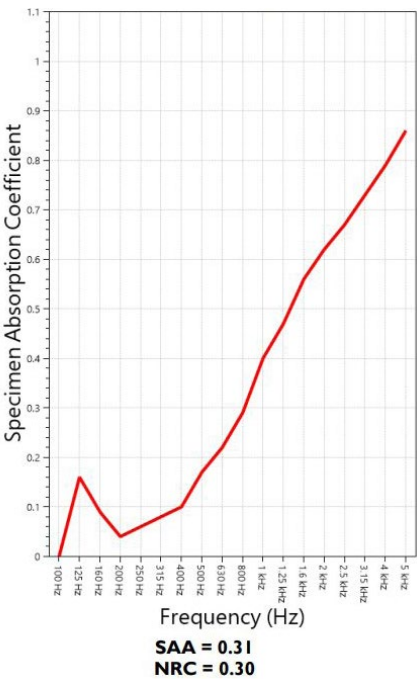
## Environmental Certifications

HPD - compliant

- Included in Mindful Materials Library
- Health Product Declaration
- EPD third party verified



## Acoustic Performance



Product Name	EzoBord Panel 9 mm
Composition	100% Polyester Terephthalate
Weight	8.5lbs (3.85kgs) (+/-5%)
Dimensions	48"(1219mm) x 96" (2439mm) x .375" (9mm) (+/-1mm)
Fire Testing	ASTM E-84 Class A - with FRT CAN/ULC-S102 EN 13501-1: 2007 (B-s1, d0)
Environment	Min 50% +/- recycled PET, 100% recyclable, formaldehyde free
Acoustics	NRC 0.30-0.75* - type D50 mount



















# Worksurface & Panel Laminate Selections

**Writable Whiteboard Surfaces are available at no additional cost.**

*\*Standard Designer White edge-banding and White Grommet*

**There will be a 5% upcharge for non-standard laminates if the number of units specified in the non-standard laminate is below 5 units.**

Stations with 2" panels (Fused, Shift, Panel Mobile Wall) come **standard** with White edgeband for any of our standard laminates. Worksurfaces for these stations will use the default edgeband indicated in the chart below.

Wilsonart Laminate	Swiftspace Colour	Standard Laminate	Edgeband PVC Flex Edge	Default Edgeband	Grommet Colour
D354-60 Designer White	Designer White		Designer White - DW		White
D439-60 Wallaby	Wallaby		Beige - BE		White
4939-38 Vapor Strandz	Vapor Strandz		Folkstone - FO		White
8201K-60 Grey Elm	Grey Elm		Fog Grey - FG		White
10776-60 Kensington Maple	Kensington Maple		Fusion Maple - FW		White
8208K-60 Fawn Cypress	Fawn Cypress		Designer White - DW		White
7937-38 River Cherry	River Cherry		River Cherry - RI		Black
7993-38 Florence Walnut	Florence Walnut		Slate Gray - SG		Black
8211K-60 Phantom Pearl	Phantom Pearl		Folkstone - FO		White
4940-38 Astro Strandz	Astro Strandz		Greystone - GR		White
D381-60 Fashion Grey	Fashion Grey		Folkstone - FO		White
D90-60 North Sea	North Sea		North Sea - NS		Black
4941-38 Cosmic Strandz	Cosmic Strandz		North Sea - NS		Black
7995-38 Sterling Ash	Sterling Ash		Designer White - DW		Black
7949-38 Asian Night	Asian Night		Asian Night - AN		Black
7997-38 Ebony Recon	Ebony Recon		Tuxedo - TX		Black

Swiftspace laminate's feature Wilsonart's Commercial grade high pressure laminate. Technical specs allow for the product to be cleaned using a diluted bleach solution as long as thoroughly cleaned with water after application. If necessary, the following cleaning products can also be used: Clorox Healthcare Bleach Germicidal Cleaner, Professional Lysol® Disinfectant Spray, OXIVIR® TB, Virex II 256 and all-purpose hard-surface cleaner.

Wilsonart® HD® Surfaces are available for a 5% upcharge. They combine the most dramatic designs and textures with Antimicrobial Protection and Enhanced Scratch and Scuff Resistant AEON™ Technology to produce the best laminate countertops and work surfaces. Wilsonart HD Laminates come standard with built in Antimicrobial Protection and our exclusive AEON finish, which creates a laminate countertop that is up to **5X more durable** than our standard laminate and up to **3X more wear resistant** than the industry standard.

# Powder-Coat Selections

Colour Name	Swiftspace Code	Swatch
	<i>Storage, Shift, Foresight, Shape &amp; Unify</i>	
SC Platinum Metallic (silver)	PM	
	<i>Storage, Foresight, Shape, Unify, &amp; Shift Seamless Powdercoat Worksurface Solo</i>	
Appliance White	AW	
	<i>Storage, Foresight, Unify Seamless Powdercoat Worksurface Solo</i>	
HM Black Umber	BU	
	<i>Storage</i>	
HM Dark Tone	DT	
HM Medium Tone	MT	
HM Light Tone	LT	
HM Innertone	HT	
HM Innertone Light	HF	
KN Sandstone	SS	
HM Soft White	LU	

**DON'T SEE THE COLOUR YOU NEED?** Custom Colours are available for Swiftspace Products that feature Metal Components

In addition to the standard colours, Swiftspace can offer other popular RAL industry colours. There is a minimum quantity of 10 of the same item and same colour. **Exception:** The Shape product line has a minimum order qty of 35 single surface or 25 dual surface workstations of the same colour.

Additional lead-times may be applicable.



# Construction

## ALL STATIONS

LEED:	For applicable credits visit <a href="http://www.swiftspaceinc.com/resources/environmental/">www.swiftspaceinc.com/resources/environmental/</a> and click on LEED Credit Policy PDF
Testing:	All products have been tested to meet ANSI/BIMFA x5.5-2014 as part of the testing the product specifically passed the Distributed Functional Load Test 5.3 for 250 lbs.
Mobility Lock:	Stations can be fixed in place using a castor lock or ganged together using a linking plate. Locks and plates can only be removed with a screwdriver. Option is available for tamper-proof screws.
Data:	Data is run in the Aluminum power trough with easy access hinged doors. If required a separation plate can be provided in the trough to separate data and power.
Electrical:	Our plug and play Trac 4 powersystem can be run in the Aluminum power trough with easy access hinged doors. See details on <b>Page 84</b>

## SOLO

Frame:	1.6" lightweight clear-anodized aluminum
Upper Panels:	Semi-clear poly comes standard. High-pressure laminate, whiteboard, printed acrylic, sound-dampening material or fabric-covered tackboards options are also available.
Lower/Modesty Panels:	For lower/modesty panels high-pressure laminate is standard , whiteboard, printed or patterned acrylic, perforated metal, sound-dampening material or fabric-cover tackboards are are also available.
Tops:	HPL tops and components of minimum 1" thick particleboard or MDF with moisture balancing backing sheet, pre-drilled metal to metal connections. PVC edge in colors to match a variety of HPL tops to include solid colors, woodgrain, and flecked finished. Tops are also available in thermoformed or powdercoated surfaces to eliminate SEAMS Each worksurface comes with a 3" grommet for cords, located 18" from the centre post. Available in black and white. By weight 73% of the worksurface is made from recycled materials.
Power/Data:	An easily accessible clear-anodized aluminum power/data trough is integrated into the bottom station rail. The trough allows for running of both electrical cables and data between stations.
Castors:	2.5" in diameter with grey rubber wheels that swivel and lock. Solo stations can also be ordered with adjustable glides instead of castors at no additional charge.
Testing:	Product has been tested and complies with ANSI/BIFMA X5.5-2014 5 5.2 & 5.4 – Unit Strength Tests Concentrated Functional and Proof load test and 5.3 & 5.5 - Unit Strength Tests – Distributed Functional and Proof Test



## SHAPE

Legs:	Silver powder coated tubular steel.
Tops:	1" thick high pressure laminate with a particle board core and PVC Flex Edge, available in any of the standard Swiftspace laminates or 1" thick powder-coated MDF. Custom laminates are available upon request. Custom laminate requests may affect price and lead-times.
Castors:	2.5" in diameter with grey rubber wheels that swivel and lock. There is also the option for foot with 1" adjustable glide. This will remove the 'Pocket' on the standard base and become a flat T-Base.
Power/Data:	Comes standard with an under surface surge protected power bar with 6 outlets, 4 USB charging ports and 15ft power cord. There are options to add an under surface cable-box holder to store additional power/data cords, and an above surface power bar. A power/data trough can also be added to the fixed portion of the base to contain data lines and the Trac 4 circuit power system. See Page 77 for Trac 4 system configuration. Ganging plates are available with the power/data trough to fix stations together so they can't be moved.
Privacy:	Panels can be added to ends or to the back of the station to increase privacy. Various materials available. See Privacy Options on Page 48-48
Height Adjust:	Easily adjust from a sitting to a standing position. Range from 21.9" to 48.1" with the push of a button. There are four pre-set height adjustments available. Features a 3-stage synchronized lifting column protected by a metal shroud. Lifting columns are controlled by master and slave motors via a single switch. The electrical system is a 120V 60Hz, single passage with 10% duty cycle. Maximum draw is 2 amps with a .01ms idle current draw. Electrical components are UL-962 certified and marked CRU-US.
Accessory Rail:	For mounting monitors, shelves, paper slots and binder storage. See Page 82

## FORESIGHT

Legs:	White, or Silver powder coated tubular 10 gauge steel, custom colours are available for orders over 25 stations.
Tops:	1" thick high pressure laminate with a particle board core (tops on 96" worksurfaces are hollow core to reduce weight) and PVC Flex Edge, available in any of the standard Swiftspace laminates or 1" thick powdercoated MDF. Custom laminates are available upon request. Custom laminate requests may affect price and lead-times.
Grouping:	Each station comes standard with a locking plate under the worksurface that can be swung over and fastened to the under surface of the next station. Depending on ease of user access required the bracket is fastened with either a thumbscrew or screws, or even tamper-proof screws.
Castors:	2.5" in diameter with grey rubber wheels that swivel and lock.
Power/Data:	See Electrical/Data Information on Page 84 & 85

## SHIFT

Frame:	Welded steel with black or white powder coat colour
Panels:	Hollow core construction with honeycomb lattice and high pressure laminate or tackable fabric both sides
Tops:	HPL tops and components of minimum 1" thick particleboard or MDF with moisture balancing backing sheet, pre-drilled metal to metal connections. PVC edge in colors to match a variety of HPL tops to include solid colors, woodgrain, and flecked finished. Tops are also available in thermoformed or powdercoated surfaces to eliminate SEAMS. Each worksurface comes with a 3" grommet for cords, located 18" from the centre post. Available in black and white. By weight 73% of the worksurface is made from recycled materials.
Laminate:	<p>Swiftspace laminate's feature Wilsonart's Commercial grade high pressure laminate. Technical specs allow for the product to be cleaned using a diluted bleach solution as long as thoroughly cleaned with water after application. If necessary, the following cleaning products can also be used: Clorox Healthcare Bleach Germicidal Cleaner, Professional Lysol® Disinfectant Spray, OXIVIR® TB, Virex II 256 and all-purpose hard-surface cleaner.</p> <p>Wilsonart® HD® Surfaces are available for a 5% upcharge. They combine the most dramatic designs and textures with Antimicrobial Protection and Enhanced Scratch and Scuff Resistant AEON™ Technology to produce the best laminate countertops and work surfaces. Wilsonart HD Laminates come standard with built in Antimicrobial Protection and our exclusive AEON finish, which creates a laminate countertop that is up to <b>5X more durable</b> than our standard laminate and up to <b>3X more wear resistant</b> than the industry standard.</p>
Height Adjust:	Easily adjust from a sitting to a standing position. Range from 21.9" to 48.1" with the push of a button. There are four pre-set height adjustments available. Features a 3-stage synchronized lifting column protected by a metal shroud. Lifting columns are controlled by master and slave motors via a single switch. The electrical system is a 120V 60Hz, single passage with 10% duty cycle. Maximum draw is 2 amps with a .01ms idle current draw. Electrical components are UL-962 certified and marked CRU-US. Minimum of 300 lbs distributed load bearing capacity, per table.
Power/Data:	An easily accessible clear-anodized aluminum power/data trough can be integrated into the bottom station rail. The trough allows for running of both electrical cables and data between stations.
Castors:	63.5mm in diameter with grey rubber wheels that swivel and lock. Castors can be removed and replaced with adjustable glides that have 1" of height adjustment for surface leveling on uneven floors. Glides to not scratch or mar flooring either carpet or hard flooring.
Testing:	Product has been tested and complies with ANSI/BIFMA X5.5-2014 5.5.2 & 5.4 – Unit Strength Tests Concentrated Functional and Proof load test and 5.3 & 5.5 - Unit Strength Tests – Distributed Functional and Proof Test for upper privacy and lower modesty panels.

## DUO

Frame:	40mm lightweight grey aluminum
Panels:	Upper and lower panels are made from 4mm high pressure laminate.
Tops:	1" thick high pressure laminate with a particle board core and PVC Flex Edge.
Power/Data:	An easily accessible clear-anodized aluminum power/data trough can be integrated into the bottom station rail. The trough allows for running of both electrical cables and data between stations.
Castors:	63.5mm in diameter with grey rubber wheels that swivel and lock
Seating:	Seat and back are made with a 1/2" plywood core covered in 3-inch foam. Upholstery can be ordered from any standard seating upholstery from CF Stinson

## FUSED

Panels:	Hollow core construction with honeycomb lattice and high pressure laminate or tackable fabric both sides Laminate available in 15 standard colours
Tops:	25mm thick high-pressure laminate with a particleboard core and PVC Flex Edge.
Laminate:	<p>Swiftspace laminate's feature Wilsonart's Commercial grade high pressure laminate. Technical specs allow for the product to be cleaned using a diluted bleach solution as long as thoroughly cleaned with water after application. If necessary, the following cleaning products can also be used: Clorox Healthcare Bleach Germicidal Cleaner, Professional Lysol® Disinfectant Spray, OXIVIR® TB, Virex II 256 and all-purpose hard-surface cleaner.</p> <p>Wilsonart® HD® Surfaces are available for a 5% upcharge. They combine the most dramatic designs and textures with Antimicrobial Protection and Enhanced Scratch and Scuff Resistant AEON™ Technology to produce the best laminate countertops and work surfaces. Wilsonart HD Laminates come standard with built in Antimicrobial Protection and our exclusive AEON finish, which creates a laminate countertop that is up to <b>5X more durable</b> than our standard laminate and up to <b>3X more wear resistant</b> than the industry standard.</p>
Power/Data:	See Electrical/Data information on <b>Page 84 &amp; 85</b>
Height Adjust:	Easily adjust from a sitting to a standing position. Range from 21.9" to 48.1" with the push of a button. There are four pre-set height adjustments available. Features a 3-stage synchronized lifting column protected by a metal shroud. Lifting columns are controlled by master and slave motors via a single switch. The electrical system is a 120V 60Hz, single passage with 10% duty cycle. Maximum draw is 2 amps with a .01ms idle current draw. Electrical components are UL-962 certified and marked CRU-US. Minimum of 300 lbs distributed load bearing capacity, per table.
Castors:	63.5 mm in diameter with grey ribber wheels that swivel and lock. Castors can be removed and replaced with adjustable glides that have 1" of height adjustment for surface leveling on uneven floors. Glides to not scratch or mar flooring either carpet or hard flooring.

## DOS

Panels:	Hollow core construction with honeycomb lattice and high pressure laminate or tackable fabric both sides Laminate available in 15 standard colours
Tops:	25mm thick high-pressure laminate with a particleboard core and PVC Flex Edge.
Power/Data:	See Electrical/Data information on <b>Page 84 &amp; 85</b>
Castors:	63.5 mm in diameter with grey ribber wheels that swivel and lock.
Seating:	Seat and back are made with a 1/2" plywood core covered in 3-inch foam. Upholstery can be ordered from any standard seating upholstery from CF Stinson

## STRATA

Frame:	40mm lightweight grey aluminum
Panels:	Upper and lower panels are made from 4mm high pressure laminate.
Tops:	1" thick high pressure laminate with a particle board core and PVC Flex Edge.
Laminate:	<p>Swiftspace laminate's feature Wilsonart's Commercial grade high pressure laminate. Technical specs allow for the product to be cleaned using a diluted bleach solution as long as thoroughly cleaned with water after application. If necessary, the following cleaning products can also be used: Clorox Healthcare Bleach Germicidal Cleaner, Professional Lysol® Disinfectant Spray, OXIVIR® TB, Virex II 256 and all-purpose hard-surface cleaner.</p> <p>Wilsonart® HD® Surfaces are available for a 5% upcharge. They combine the most dramatic designs and textures with Antimicrobial Protection and Enhanced Scratch and Scuff Resistant AEON™ Technology to produce the best laminate countertops and work surfaces. Wilsonart HD Laminates come standard with built in Antimicrobial Protection and our exclusive AEON finish, which creates a laminate countertop that is up to <b>5X more durable</b> than our standard laminate and up to <b>3X more wear resistant</b> than the industry standard.</p>
Height Adjust:	Easily adjust from a sitting to a standing position. Range from 21.9" to 48.1" with the push of a button. There are four pre-set height adjustments available. Features a 3-stage synchronized lifting column protected by a metal shroud. Lifting columns are controlled by master and slave motors via a single switch. The electrical system is a 120V 60Hz, single passage with 10% duty cycle. Maximum draw is 2 amps with a .01ms idle current draw. Electrical components are UL-962 certified and marked CRU-US. Minimum of 300 lbs distributed load bearing capacity, per table.
Power/Data:	An easily accessible clear-anodized aluminum power/data trough can be integrated into the bottom station rail. The trough allows for running of both electrical cables and data between stations.
Castors:	63.5mm in diameter with grey rubber wheels that swivel and lock. Castors can be removed and replaced with adjustable glides that have 1" of height adjustment for surface leveling on uneven floors. Glides to not scratch or mar flooring either carpet or hard flooring.

## FLIP

Panels:	Upper and lower panels are made from 4mm high pressure laminate.
Tops:	1" thick high pressure laminate with a particle board core and PVC Flex Edge.
Power/Data:	See Electrical options on <b>Page 84 &amp; 85</b>

## RENDEZVOUS

Frame:	40mm lightweight grey aluminum
Panels:	Upper and lower panels are made from 4mm high pressure laminate.
Tops:	1" thick high pressure laminate with a particle board core and PVC Flex Edge.
Power/Data:	An easily accessible clear-anodized aluminum power/data trough can be integrated into the bottom station rail. The trough allows for running of both electrical cables and data between stations.
Castors:	63.5mm in diameter with grey rubber wheels that swivel and lock
Seating:	Seat and back are made with a 1/2" plywood core covered in 3-inch foam. Upholstery can be ordered from any standard seating upholstery from CF Stinson

# Condition of Sales, Return Policy & Warranty

## Payment

All payments are fully due within 30 days after the date of shipment or pick up subject to the buyer passing credit approval. Buyer agrees not to withhold payment on any invoice because of partial delivery or open punch list items. These terms and conditions of sale are those of Swiftspace Inc., a manufacturer established since 2009, whose business is the manufacturing of mobile workspaces.

## Governing Provisions

All sales by Swiftspace Inc. ("Seller") are made subject to the following terms and conditions of sale. Seller objects to any additional or different terms contained in any purchase order or other communication previously or hereafter provided by buyer to Seller. No such additional or different terms will be of any force or effect; and buyer's placement of any order for goods to be provided by Seller constitutes buyer's unconditional acceptance of the following terms as the entire agreement between buyer and Seller with respect to the purchase and sale of such goods. The following terms and conditions, and any contract for the sale of goods by seller shall be governed by and construed in accordance with the laws of the province of Ontario, without reference to principles of conflicts of laws.

## Prices

All prices are stated as list prices. All prices and minimum order requirements are subject to change without notice. Only authorized discounts may be applied at time of order. Some items may require field assembly.

## Specials

Swiftspace acknowledges that from time to time customers may request decreases or increases to the standard wall heights and lengths so that a workstation can fit into a required space. These type of product modifications will be classified as "Specials". List Price for these products will be the List Price of the next largest comparable product in the Swiftspace standard product line.

## Customs

An item will be classified as a "Custom" product if it doesn't fit the shape configuration of any of the Swiftspace standard products. List Price for these products will be determined based on the specific item cost.

## F.O.B.

Unless otherwise agreed, all shipments and sales are made FOB KITCHENER, CANADA. Freight is prepaid and added to your invoice as a separate line item. Freight quotes can be obtained on the Swiftspace website using the freight calculator.

## Taxes

All sales, use, excise and other taxes applicable to the sale of the products shall be paid by buyer. If buyer claims an exemption from any tax, buyer shall submit to Seller the appropriate exemption certificates  
Swiftspace Specifications Guide

## Warranties

A. Lifetime Warranty on all aluminum parts and metal hardware parts like posts, connectors, cantilevers, without recourse. Other exposed panel components are not covered by this life time warranty and will be considered in section B of this paragraph.

B. Products purchased from Seller may be manufactured by third parties, which may or may not provide a warranty to the purchasers of their products. Seller agrees, upon request by buyer, to assign to buyer any and all such warranties, without recourse. Seller warrants that all products manufactured by Seller and supplied here under will conform to the specifications submitted by buyer, and that such goods will be manufactured and inspected in accordance with the generally accepted practices of companies in the business of manufacturing. Seller warrants that all products manufactured by it and supplied hereunder shall be free from defects in materials and workmanship for a period of 5 years from the date of shipment. If, within such period, any such product shall be proved to Seller's satisfaction to be defective, such product shall be repaired or replaced at Seller's option. Such repair or replacement shall be Seller's sole obligation and buyer's exclusive remedy hereunder, and shall be conditioned upon Seller's receiving written notice of any alleged defect within 10 days after its discovery and, at Seller's option, return of such products to Seller, F.O.B. its factory.

Except for the warranties set forth in this paragraph, seller shall have no other obligation or liability to buyer, and hereby disclaims, any express or implied warranty of any products, including but not limited to any implied warranty of merchantability or fitness for particular purpose.

Any description of the product, whether in writing or made orally by Seller or Seller's agent, are for the sole purpose of identifying the product and shall not be construed as an express warranty. Any suggestions by Seller or Seller's agent regarding use, application or suitability of the product shall not be construed as an express warranty unless confirmed to be such in writing by Seller.

## Exclusion of Consequential Damages and Disclaimer of Liability

Except as otherwise agreed in writing, Seller's liability with respect to the products sold hereunder shall be limited to the warranty provided and, with respect to other performance of this contract, shall be limited to that part of the contract price allocable to the product (or part thereof) that gives rise to the claim.

A. Seller shall not be subject to any disclaims: (1) any other obligations or liabilities arising out of breach of contract, (2) any obligations whatsoever arising from tort claims (including negligence and strict liability) or arising under other theories of law with respect to products sold or services rendered by seller, or any undertakings, acts or omissions relating thereto, and (3) all consequential, incidental and contingent damages whatsoever.

B. Without limiting the generality of the foregoing, Seller specifically disclaims any liability for penalties (including administrative penalties), special or punitive damages, damages for lost profits or revenues, cost of any product recall, loss of use of products or any associated equipment, cost of capital, facilities or services, down-time, shutdown or slowdown costs, or for any other types of economic loss.

## Clerical Errors

Seller reserves the right to correct all clerical errors in any quotation, order acknowledgment or invoice, during the entire sales process.